



BMCR-C-MRO CHAMPIONSHIPS

2025



BMCR-C-MRO Championships – Round 1
Brands Hatch Indy
15th / 16th March 2025



SPORTS TIMING

TIMING SOLUTIONS LTD

Timing, Results & Points Provided by Timing Solutions Ltd

www.tsl-timing.com



DART MOTORSPORT MRO 600, MRO CLUBMAN 600 & MOTO EVO & STREET EVO



BMCRC-MRO Championships – Round 1
Brands Hatch Indy
15th/16th March 2025



SPORTS TIMING
TIMING SOLUTIONS LTD

Timing & Results Provided by Timing Solutions Ltd

www.tsl-timing.com



BrandsHatch

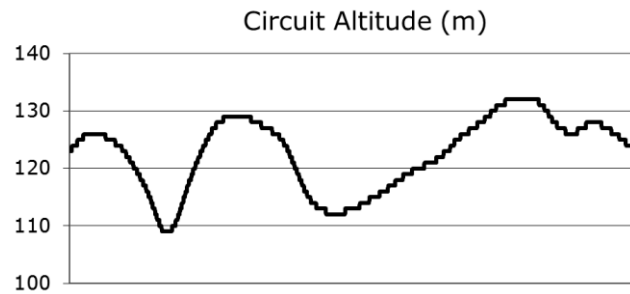
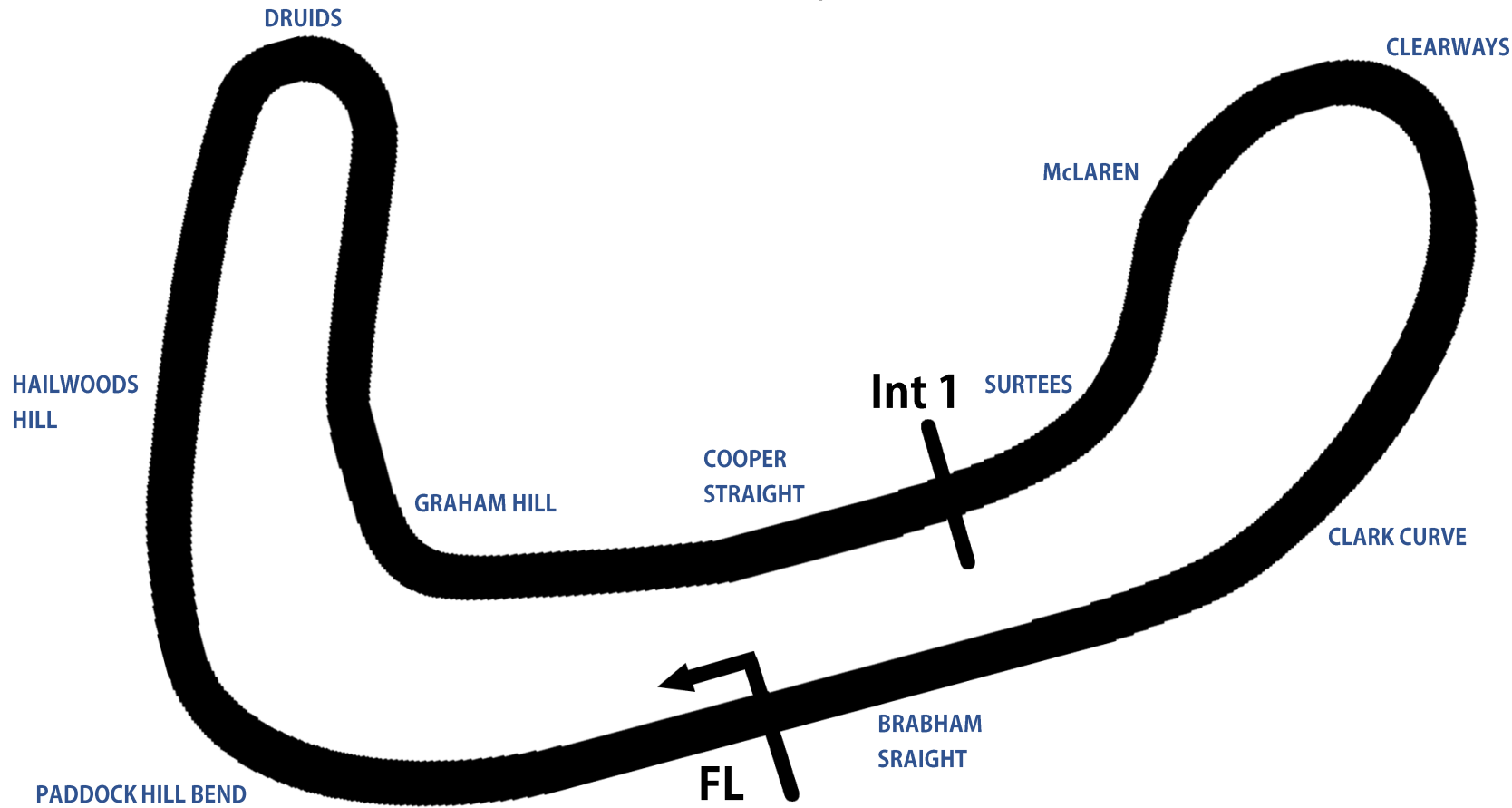
Brands Hatch Indy Circuit

Fawkham, Longfield, Kent, UK



SPORTS TIMING

TIMING SOLUTIONS LTD



Length	1.2079 miles 1.944 km 1944.0 m		
FL		51.36032 N	0.26032 E
Int 1	1112m	51.35934 N	0.25955 E
Pit Entry	1669m	51.35911 N	0.25743 E
Pit Exit	26m after FL	51.36017 N	0.26051 E
Pit Entry - Pit Exit	277m, 19.9s @ 50kph, 16.6s @ 60kph		



BMCRC-MRO Championships 2025 - Rnd 1 @ Brands Hatch Indy
DART MRO 600 inc Clubman 600 & GP2/EVO
QUALIFYING - CLASSIFICATION

POS	NO	CL	PIC	NAME	ENTRY	TIME	ON	LAPS	GAP	DIFF	MPH
1	3		1	Joey LAMBDEN	Kawasaki 636 -	49.346	15	18			88.12
2	212		2	Matt PALLETT	Kawasaki ZX636 - In:timber	49.553	15	18	0.207	0.207	87.75
3	135		3	Zack WESTON	Yamaha R6 - Speedy Freight - NW Racing	49.704	15	18	0.358	0.151	87.49
4	190		4	Glenn WALSH	Triumph 675 - Walters Medical/Moto46	49.942	6	9	0.596	0.238	87.07
5	164	C	1	Michael TUSTIN	Yamaha R6 - Keder Greenhouse	50.487	16	17	1.141	0.545	86.13
6	91		5	Sam HIRST	Kawasaki ZX-636 - Team Valley Racing	50.513	7	13	1.167	0.026	86.08
7	440		7	Elijah EVERTON	KAWASAKI NINJA 600 -	50.600	9	17	1.254	0.087	85.94
8	169		7	Gareth CUNNINGHAM	Yamaha R6 -	50.603	14	17	1.257	0.003	85.93
9	56		8	Michael MILLS	Yamaha R6 - A51 Racing, The Wokingham Bar Compa	50.642	12	15	1.296	0.039	85.86
10	141		9	Henry ROSS	Yamaha R6 -	50.673	14	17	1.327	0.031	85.81
11	44		10	James DUTTON	Yamaha R6 - AMR Motorcycles	50.947	12	17	1.601	0.274	85.35
12	5		11	Luke MACRAE	Triumph 765 - Northlands Fencing/ EPS Pumps	50.967	12	15	1.621	0.020	85.32
13	818	EVO	1	Alex BARKER	Triumph 765 DAYTONA - Barker Woodrow LTD & SS5	51.091	3	3	1.745	0.124	85.11
14	35		12	Kai DICKINSON	Yamaha R6 - Dad	51.190	11	17	1.844	0.099	84.95
15	40	C	2	James LORD	-	51.205	8	13	1.859	0.015	84.92
16	87	C	3	Ben DOOLAN	Yamaha R6 - my wallet	51.464	9	12	2.118	0.259	84.49
17	54	C	4	Jake ANDERTON	Yamaha R6 - Hunter Racing	51.598	8	14	2.252	0.134	84.27
18	565*		13	Louis KERSHAW	Kawasaki 636 - Shape Associates/Kingfisher Farm Ant	51.652	16	16	2.306	0.054	84.19
19	178	C	5	Paul BLOOMFIELD	Yamaha R6 - Martello transport	51.822	12	17	2.476	0.170	83.91
20	38	C	6	Paul COOMBS	Triumph 675R DAYTONA -	51.822	14	16	2.476	0.000	83.91
21	910	C	7	Harry GOWER	Triumph DAYTONA 765 - RG Racing	51.868	14	17	2.522	0.046	83.83
22	153	C	8	Aaron HICKMOTT	Kawasaki ZX6R - Me, Myself & I	51.899	16	16	2.553	0.031	83.78
23	28	C	9	Tom WALKER	Yamaha R6 - TRW Racing	52.191	3	3	2.845	0.292	83.32
24	67	C	10	Edward ANSELL	Triumph 675 - ketchup Racing	52.370	12	17	3.024	0.179	83.03
25	83		14	Jason SIGGS	Yamaha R6 - J Siggs Construction	52.435	9	15	3.089	0.065	82.93
26	61	C	11	Jason GAMBLE	Kawasaki ZX6R - #TeamRace	52.739	4	13	3.393	0.304	82.45
27	65*	C	12	Frank MONTINI	Triumph DAYTONA 675R - Sara Johnson	52.880	7	8	3.534	0.141	82.23
28	115	C	13	Brian MAHER	Yamaha R6 - Spraytech /Espresso Solutions	53.043	6	9	3.697	0.163	81.98
29	74	C	14	Tom VAUGHAN	Yamaha R6 - Lamonde Automation Ltd, Smiths Mechar	53.118	6	9	3.772	0.075	81.86
30	55		15	Aditya Singh BEHAL	Yamaha YZF-R6 -	53.315	3	15	3.969	0.197	81.56
31	52	C	15	James EGGINTON	Kawasaki ZX6R - Advance Computer Services - www.A	53.579	10	12	4.233	0.264	81.16
32	888		16	Kirt ELLIOTT	Yamaha R6 -	53.771	14	16	4.425	0.192	80.87
33	77	C	16	Oliver HOBBS	Kawasaki ZX6R - Skyline Roofing centres	53.874	6	15	4.528	0.103	80.71
34	71	C	17	David RANSOME	Yamaha YZF R6 -	54.012	11	16	4.666	0.138	80.51
35	130	C	18	Tom BARRETT	Yamaha R6 -	54.198	8	16	4.852	0.186	80.23
36	84	C	19	George HIGGINS	Yamaha R6 - Aztec Racing	54.359	12	15	5.013	0.161	79.99
37	6	C	20	Gareth FAITH	Kawasaki ZX6R - Sitramoto	54.992	8	15	5.646	0.633	79.07
38	46	C	21	Matthew FINCH	Triumph DAYTONA 675 - Greenways Gardening	55.027	11	14	5.681	0.035	79.02
39	7		17	Shaun O'HARA	Kawasaki ZX6R - Advanced Vehicle Alarms	55.167	11	13	5.821	0.140	78.82

* No. 65 & 565 - Please fit a working transponder

Weather / Track : Cloudy / Dry

Date: 15/03/2025 Start: 12:06 Finish: 12:21
 Brands Hatch Indy: 1.2079 miles

These results are provisional until the conclusion of any judicial and technical matters.

Clerk Of Course:	Timekeeper: <i>Craig Smith</i>	
------------------	-----------------------------------	--

Results can be found at www.tsl-timing.com

Printed - 12:22 Saturday, 15 March 2025



BMCRC-MRO Championships 2025 - Rnd 1 @ Brands Hatch Indy

DART MRO 600 inc Clubman 600 & GP2/EVO

QUALIFYING - SECTOR ANALYSIS



SECTOR 1 = FL to I1, SECTOR 2 = I1 to FL, DIFF = Difference To Personal Best Lap, P = Crossed Finish Line in Pit Lane, D = Time Disallowed

P1		3		Joey LAMB DEN		Kawasaki 636 -	
IDEAL LAP TIME : 49.324		BEST LAP TIME : 49.346		DIFFERENCE : 0.022			
LAP	SECTOR 1	SECTOR 2	LAP TIME	MPH	DIFF	TIME OF DAY	
1 -	32.680	20.933	53.613	81.11	4.267	12:07:52.376	
2 -	31.412	20.285	51.697	84.11	2.351	12:08:44.073	
3 -	30.390	20.067	50.457	86.18	1.111	12:09:34.530	
4 -	30.188	20.640	50.828	85.55	1.482	12:10:25.358	
5 -	30.766	20.236	51.002	85.26	1.656	12:11:16.360	
6 -	30.701	20.377	51.078	85.13	1.732	12:12:07.438	
7 -	32.602	20.351	52.953	82.12	3.607	12:13:00.391	
8 -	30.078	21.170	51.248	84.85	1.902	12:13:51.639	
9 -	30.449	20.013	50.462	86.17	1.116	12:14:42.101	
10 -	30.012	19.887	49.899	87.14	0.553	12:15:32.000	
11 -	31.094	20.294	51.388	84.62	2.042	12:16:23.388	
12 -	30.299	20.243	50.542	86.03	1.196	12:17:13.930	
13 -	29.703	19.762	49.465 (2)	87.91	0.119	12:18:03.395	
14 -	30.008	19.876	49.884 (3)	87.17	0.538	12:18:53.279	
15 -	29.725	19.621	49.346 (1)	88.12		12:19:42.625	
16 -	30.658	20.917	51.575	84.31	2.229	12:20:34.200	
17 -	30.001	20.568	50.569	85.99	1.223	12:21:24.769	
18 -	29.761	20.469	50.230	86.57	0.884	12:22:14.999	

P2		212		Matt PALLETT		Kawasaki ZX636 - In:timber	
IDEAL LAP TIME : 49.553		BEST LAP TIME : 49.553		DIFFERENCE : 0.000			
LAP	SECTOR 1	SECTOR 2	LAP TIME	MPH	DIFF	TIME OF DAY	
1 -	31.422	20.399	51.821	83.91	2.268	12:07:50.651	
2 -	30.196	20.312	50.508	86.09	0.955	12:08:41.159	
3 -	30.428	20.357	50.785	85.62	1.232	12:09:31.944	
4 -	30.598	20.984	51.582	84.30	2.029	12:10:23.526	
5 -	29.956	20.375	50.331	86.40	0.778	12:11:13.857	
6 -	29.953	20.345	50.298	86.45	0.745	12:12:04.155	
7 -	30.346	20.646	50.992	85.28	1.439	12:12:55.147	
8 -	30.091	20.216	50.307	86.44	0.754	12:13:45.454	
9 -	29.694	20.246	49.940 (2)	87.07	0.387	12:14:35.394	
10 -	30.944	21.218	52.162	83.36	2.609	12:15:27.556	
11 -	30.720	20.446	51.166	84.99	1.613	12:16:18.722	
12 -	29.666	20.336	50.002 (3)	86.96	0.449	12:17:08.724	
13 -	29.635	20.600	50.235	86.56	0.682	12:17:58.959	
14 -	29.975	20.150	50.125	86.75	0.572	12:18:49.084	
15 -	29.460	20.093	49.553 (1)	87.75		12:19:38.637	
16 -	29.890	20.295	50.185	86.65	0.632	12:20:28.822	
17 -	29.892	20.126	50.018	86.94	0.465	12:21:18.840	
18 -	30.497	20.172	50.669	85.82	1.116	12:22:09.509	

BMCRC-MRO Championships 2025 - Rnd 1 @ Brands Hatch Indy

DART MRO 600 inc Clubman 600 & GP2/EVO

QUALIFYING - SECTOR ANALYSIS



SECTOR 1 = FL to I1, SECTOR 2 = I1 to FL, DIFF = Difference To Personal Best Lap, P = Crossed Finish Line in Pit Lane, D = Time Disallowed

P3		135		Zack WESTON		Yamaha R6 - Speedy Freight - NW Racing	
IDEAL LAP TIME : 49.599		BEST LAP TIME : 49.704		DIFFERENCE : 0.105			
LAP	SECTOR 1	SECTOR 2	LAP TIME	MPH	DIFF	TIME OF DAY	
1 -	31.647	20.740	52.387	83.00	2.683	12:07:52.328	
2 -	30.396	20.603	50.999	85.26	1.295	12:08:43.327	
3 -	30.244	20.321	50.565	86.00	0.861	12:09:33.892	
4 -	30.636	20.558	51.194	84.94	1.490	12:10:25.086	
5 -	30.876	20.511	51.387	84.62	1.683	12:11:16.473	
6 -	30.774	20.229	51.003	85.26	1.299	12:12:07.476	
7 -	30.166	20.079	50.245	86.54	0.541	12:12:57.721	
8 -	30.547	20.541	51.088	85.11	1.384	12:13:48.809	
9 -	29.916	20.140	50.056	86.87	0.352	12:14:38.865	
10 -	29.885	20.005	49.890	87.16	0.186	12:15:28.755	
11 -	31.976	21.256	53.232	81.69	3.528	12:16:21.987	
12 -	29.965	20.145	50.110	86.78	0.406	12:17:12.097	
13 -	30.198	20.203	50.401	86.28	0.697	12:18:02.498	
14 -	29.718	20.615	50.333	86.39	0.629	12:18:52.831	
15 -	29.703	20.001	49.704 (1)	87.49		12:19:42.535	
16 -	29.651	20.157	49.808 (3)	87.30	0.104	12:20:32.343	
17 -	29.598	20.131	49.729 (2)	87.44	0.025	12:21:22.072	
18 -	29.908	20.243	50.151	86.71	0.447	12:22:12.223	

P4		190		Glenn WALSH		Triumph 675 - Walters Medical/Moto46	
IDEAL LAP TIME : 49.942		BEST LAP TIME : 49.942		DIFFERENCE : 0.000			
LAP	SECTOR 1	SECTOR 2	LAP TIME	MPH	DIFF	TIME OF DAY	
1 -	31.175	20.604	51.779	83.98	1.837	12:07:54.515	
2 -	31.069	20.586	51.655	84.18	1.713	12:08:46.170	
3 -	30.486	20.725	51.211 (3)	84.91	1.269	12:09:37.381	
4 -	29.818	20.562	50.380 (2)	86.31	0.438	12:10:27.761	
5 -	31.359	20.454	51.813	83.92	1.871	12:11:19.574	
6 -	29.806	20.136	49.942 (1)	87.07		12:12:09.516	
7 -	31.747	20.927	52.674	82.55	2.732	12:13:02.190	
8 -	31.539	21.297	52.836	82.30	2.894	12:13:55.026	
9 -	32.151	21.852	54.003	80.52	4.061	12:14:49.029	

P5		164 C		Michael TUSTIN		Yamaha R6 - Keder Greenhouse	
IDEAL LAP TIME : 50.425		BEST LAP TIME : 50.487		DIFFERENCE : 0.062			
LAP	SECTOR 1	SECTOR 2	LAP TIME	MPH	DIFF	TIME OF DAY	
1 -	34.988	21.847	56.835	76.51	6.348	12:08:06.761	
2 -	31.748	21.137	52.885	82.22	2.398	12:08:59.646	
3 -	30.913	21.160	52.073	83.50	1.586	12:09:51.719	
4 -	30.889	20.929	51.818	83.92	1.331	12:10:43.537	
5 -	32.325	21.521	53.846	80.76	3.359	12:11:37.383	
6 -	30.595	20.711	51.306	84.75	0.819	12:12:28.689	
7 -	30.339	21.093	51.432	84.55	0.945	12:13:20.121	
8 -	30.327	20.546	50.873 (3)	85.47	0.386	12:14:10.994	
9 -	30.405	20.792	51.197	84.93	0.710	12:15:02.191	
10 -	30.355	20.658	51.013	85.24	0.526	12:15:53.204	
11 -	30.493	20.380	50.873 (3)	85.47	0.386	12:16:44.077	
12 -	30.645	20.494	51.139	85.03	0.652	12:17:35.216	
13 -	31.832	20.611	52.443	82.92	1.956	12:18:27.659	
14 -	30.083	20.415	50.498 (2)	86.11	0.011	12:19:18.157	
15 -	30.220	20.885	51.105	85.09	0.618	12:20:09.262	
16 -	30.145	20.342	50.487 (1)	86.13		12:20:59.749	
17 -	30.641	20.447	51.088	85.11	0.601	12:21:50.837	

BMCRC-MRO Championships 2025 - Rnd 1 @ Brands Hatch Indy

DART MRO 600 inc Clubman 600 & GP2/EVO

QUALIFYING - SECTOR ANALYSIS



SECTOR 1 = FL to I1, SECTOR 2 = I1 to FL, DIFF = Difference To Personal Best Lap, P = Crossed Finish Line in Pit Lane, D = Time Disallowed

P6 91		Sam HIRST		Kawasaki ZX-636 - Team Valley Racing			
IDEAL LAP TIME : 50.174		BEST LAP TIME : 50.513		DIFFERENCE : 0.339			
LAP	SECTOR 1	SECTOR 2	LAP TIME	MPH	DIFF	TIME OF DAY	
1 -	31.371	21.176	52.547	82.75	2.034	12:07:51.851	
2 -	30.681	20.543	51.224	84.89	0.711	12:08:43.075	
3 -	30.370	20.223	50.593 (2)	85.95	0.080	12:09:33.668	
4 -	30.446	20.735	51.181	84.96	0.668	12:10:24.849	
5 -	30.952	20.619	51.571	84.32	1.058	12:11:16.420	
6 -	30.454	20.400	50.854	85.51	0.341	12:12:07.274	
7 -	30.121	20.392	50.513 (1)	86.08		12:12:57.787	
8 -	31.651	IN PIT	2:00.729 P	36.01	1:10.216	12:14:58.516	
9 -	OUTLAP	20.632	54.406	79.92	3.893	12:15:52.922	
10 -	30.203	20.480	50.683	85.80	0.170	12:16:43.605	
11 -	30.865	20.488	51.353	84.68	0.840	12:17:34.958	
12 -	30.982	20.754	51.736	84.05	1.223	12:18:26.694	
13 -	30.076	20.525	50.601 (3)	85.93	0.088	12:19:17.295	

P7 440		Elijah EVERTON		KAWASAKI NINJA 600 -			
IDEAL LAP TIME : 50.523		BEST LAP TIME : 50.600		DIFFERENCE : 0.077			
LAP	SECTOR 1	SECTOR 2	LAP TIME	MPH	DIFF	TIME OF DAY	
1 -	31.859	21.195	53.054	81.96	2.454	12:07:58.928	
2 -	30.905	20.911	51.816	83.92	1.216	12:08:50.744	
3 -	30.800	20.775	51.575	84.31	0.975	12:09:42.319	
4 -	30.921	20.787	51.708	84.09	1.108	12:10:34.027	
5 -	30.683	20.600	51.283	84.79	0.683	12:11:25.310	
6 -	31.004	20.540	51.544	84.36	0.944	12:12:16.854	
7 -	30.950	20.507	51.457	84.50	0.857	12:13:08.311	
8 -	30.447	20.539	50.986 (3)	85.29	0.386	12:13:59.297	
9 -	30.317	20.283	50.600 (1)	85.94		12:14:49.897	
10 -	31.748	21.430	53.178	81.77	2.578	12:15:43.075	
11 -	30.860	20.577	51.437	84.54	0.837	12:16:34.512	
12 -	30.582	20.553	51.135	85.04	0.535	12:17:25.647	
13 -	30.288	20.404	50.692 (2)	85.78	0.092	12:18:16.339	
14 -	30.256	21.096	51.352	84.68	0.752	12:19:07.691	
15 -	31.269	20.501	51.770	83.99	1.170	12:19:59.461	
16 -	30.240	20.965	51.205	84.92	0.605	12:20:50.666	
17 -	30.685	20.876	51.561	84.33	0.961	12:21:42.227	

P8 169		Gareth CUNNINGHAM		Yamaha R6 -			
IDEAL LAP TIME : 50.457		BEST LAP TIME : 50.603		DIFFERENCE : 0.146			
LAP	SECTOR 1	SECTOR 2	LAP TIME	MPH	DIFF	TIME OF DAY	
1 -	32.547	21.239	53.786	80.85	3.183	12:07:54.093	
2 -	31.311	20.638	51.949	83.70	1.346	12:08:46.042	
3 -	31.299	20.701	52.000	83.62	1.397	12:09:38.042	
4 -	31.612	20.695	52.307	83.13	1.704	12:10:30.349	
5 -	31.062	21.399	52.461	82.89	1.858	12:11:22.810	
6 -	31.010	20.544	51.554	84.35	0.951	12:12:14.364	
7 -	30.696	20.692	51.388	84.62	0.785	12:13:05.752	
8 -	30.886	20.645	51.531	84.38	0.928	12:13:57.283	
9 -	31.036	20.739	51.775	83.99	1.172	12:14:49.058	
10 -	32.435	21.608	54.043	80.46	3.440	12:15:43.101	
11 -	31.119	21.620	52.739	82.45	2.136	12:16:35.840	
12 -	30.363	20.604	50.967 (3)	85.32	0.364	12:17:26.807	
13 -	30.183	20.498	50.681 (2)	85.80	0.078	12:18:17.488	
14 -	30.329	20.274	50.603 (1)	85.93		12:19:08.091	
15 -	31.639	21.597	53.236	81.68	2.633	12:20:01.327	
16 -	31.280	21.763	53.043	81.98	2.440	12:20:54.370	
17 -	30.334	20.660	50.994	85.27	0.391	12:21:45.364	

BMCRC-MRO Championships 2025 - Rnd 1 @ Brands Hatch Indy

DART MRO 600 inc Clubman 600 & GP2/EVO

QUALIFYING - SECTOR ANALYSIS



SECTOR 1 = FL to I1, SECTOR 2 = I1 to FL, DIFF = Difference To Personal Best Lap, P = Crossed Finish Line in Pit Lane, D = Time Disallowed

P9 56		Michael MILLS		Yamaha R6 - A51 Racing, The Wokingham Bar Company			
IDEAL LAP TIME : 50.478		BEST LAP TIME : 50.642		DIFFERENCE : 0.164			
LAP	SECTOR 1	SECTOR 2	LAP TIME	MPH	DIFF	TIME OF DAY	
1 -	OUTLAP	21.360	56.743	76.63	6.101	12:09:32.047	
2 -	31.037	21.393	52.430	82.94	1.788	12:10:24.477	
3 -	31.030	20.634	51.664	84.17	1.022	12:11:16.141	
4 -	30.536	20.648	51.184	84.96	0.542	12:12:07.325	
5 -	30.617	20.399	51.016	85.24	0.374	12:12:58.341	
6 -	31.594	21.620	53.214	81.71	2.572	12:13:51.555	
7 -	31.002	21.264	52.266	83.20	1.624	12:14:43.821	
8 -	30.511	20.609	51.120	85.06	0.478	12:15:34.941	
9 -	30.335	20.548	50.883 (3)	85.46	0.241	12:16:25.824	
10 -	30.950	21.031	51.981	83.65	1.339	12:17:17.805	
11 -	30.566	20.603	51.169	84.98	0.527	12:18:08.974	
12 -	30.079	20.563	50.642 (1)	85.86		12:18:59.616	
13 -	30.809	21.540	52.349	83.06	1.707	12:19:51.965	
14 -	31.300	21.627	52.927	82.16	2.285	12:20:44.892	
15 -	30.199	20.526	50.725 (2)	85.72	0.083	12:21:35.617	

P10 141		Henry ROSS		Yamaha R6 -			
IDEAL LAP TIME : 50.288		BEST LAP TIME : 50.673		DIFFERENCE : 0.385			
LAP	SECTOR 1	SECTOR 2	LAP TIME	MPH	DIFF	TIME OF DAY	
1 -	33.975	21.562	55.537	78.30	4.864	12:07:57.472	
2 -	32.100	21.337	53.437	81.37	2.764	12:08:50.909	
3 -	31.551	20.851	52.402	82.98	1.729	12:09:43.311	
4 -	31.787	20.560	52.347	83.07	1.674	12:10:35.658	
5 -	30.762	20.356	51.118	85.06	0.445	12:11:26.776	
6 -	30.699	21.417	52.116	83.44	1.443	12:12:18.892	
7 -	30.549	20.165	50.714 (3)	85.74	0.041	12:13:09.606	
8 -	30.223	20.583	50.806	85.59	0.133	12:14:00.412	
9 -	30.956	20.152	51.108	85.08	0.435	12:14:51.520	
10 -	31.387	21.582	52.969	82.09	2.296	12:15:44.489	
11 -	30.888	20.844	51.732	84.06	1.059	12:16:36.221	
12 -	30.381	20.294	50.675 (2)	85.81	0.002	12:17:26.896	
13 -	30.740	20.083	50.823	85.56	0.150	12:18:17.719	
14 -	30.205	20.468	50.673 (1)	85.81		12:19:08.392	
15 -	32.284	IN PIT	1:13.106 P	59.48	22.433	12:20:21.498	
16 -	OUTLAP	20.451	55.765	77.98	5.092	12:21:17.263	
17 -	30.749	20.122	50.871	85.48	0.198	12:22:08.134	

P11 44		James DUTTON		Yamaha R6 - AMR Motorcycles			
IDEAL LAP TIME : 50.905		BEST LAP TIME : 50.947		DIFFERENCE : 0.042			
LAP	SECTOR 1	SECTOR 2	LAP TIME	MPH	DIFF	TIME OF DAY	
1 -	32.933	21.500	54.433	79.88	3.486	12:07:53.472	
2 -	31.069	21.126	52.195	83.31	1.248	12:08:45.667	
3 -	31.275	21.000	52.275	83.18	1.328	12:09:37.942	
4 -	31.782	20.933	52.715	82.49	1.768	12:10:30.657	
5 -	31.078	21.222	52.300	83.14	1.353	12:11:22.957	
6 -	31.418	21.025	52.443	82.92	1.496	12:12:15.400	
7 -	30.397	20.626	51.023 (2)	85.22	0.076	12:13:06.423	
8 -	31.636	21.196	52.832	82.31	1.885	12:13:59.255	
9 -	31.343	20.850	52.193	83.31	1.246	12:14:51.448	
10 -	31.144	21.862	53.006	82.03	2.059	12:15:44.454	
11 -	31.585	20.898	52.483	82.85	1.536	12:16:36.937	
12 -	30.439	20.508	50.947 (1)	85.35		12:17:27.884	
13 -	31.162	20.647	51.809	83.93	0.862	12:18:19.693	
14 -	30.528	20.710	51.238 (3)	84.87	0.291	12:19:10.931	
15 -	30.743	21.012	51.755	84.02	0.808	12:20:02.686	
16 -	30.991	21.372	52.363	83.04	1.416	12:20:55.049	
17 -	31.596	21.657	53.253	81.65	2.306	12:21:48.302	

BMCRC-MRO Championships 2025 - Rnd 1 @ Brands Hatch Indy

DART MRO 600 inc Clubman 600 & GP2/EVO

QUALIFYING - SECTOR ANALYSIS



SECTOR 1 = FL to I1, SECTOR 2 = I1 to FL, DIFF = Difference To Personal Best Lap, P = Crossed Finish Line in Pit Lane, D = Time Disallowed

P12 5 Luke MACRAE		Triumph 765 - Northlands Fencing/ EPS Pumps				
IDEAL LAP TIME : 50.792		BEST LAP TIME : 50.967		DIFFERENCE : 0.175		
LAP	SECTOR 1	SECTOR 2	LAP TIME	MPH	DIFF	TIME OF DAY
1 -	35.422	22.267	57.689	75.38	6.722	12:08:02.184
2 -	32.663	21.332	53.995	80.53	3.028	12:08:56.179
3 -	31.975	20.945	52.920	82.17	1.953	12:09:49.099
4 -	31.882	21.168	53.050	81.97	2.083	12:10:42.149
5 -	31.994	20.837	52.831	82.31	1.864	12:11:34.980
6 -	31.181	20.569	51.750	84.03	0.783	12:12:26.730
7 -	31.034	20.592	51.626 (3)	84.23	0.659	12:13:18.356
8 -	30.368	20.864	51.232 (2)	84.88	0.265	12:14:09.588
9 -	32.130	IN PIT	1:09.605 P	62.47	18.638	12:15:19.193
10 -	OUTLAP	IN PIT	2:11.885 P	32.97	1:20.918	12:17:31.078
11 -	OUTLAP	20.881	55.518	78.32	4.551	12:18:26.596
12 -	30.543	20.424	50.967 (1)	85.32		12:19:17.563
13 -	30.674	IN PIT	1:17.876 P	55.84	26.909	12:20:35.439
14 -	OUTLAP	21.439	56.182	77.40	5.215	12:21:31.621
15 -	30.921	21.093	52.014	83.60	1.047	12:22:23.635

P13 818 EVO Alex BARKER		Triumph 765 DAYTONA - Barker Woodrow LTD & SS5 Construc				
IDEAL LAP TIME : 51.091		BEST LAP TIME : 51.091		DIFFERENCE : 0.000		
LAP	SECTOR 1	SECTOR 2	LAP TIME	MPH	DIFF	TIME OF DAY
1 -	31.379	20.943	52.322 (2)	83.11	1.231	12:07:54.291
2 -	31.806	20.830	52.636 (3)	82.61	1.545	12:08:46.927
3 -	30.483	20.608	51.091 (1)	85.11		12:09:38.018

P14 35 Kai DICKINSON		Yamaha R6 - Dad				
IDEAL LAP TIME : 51.138		BEST LAP TIME : 51.190		DIFFERENCE : 0.052		
LAP	SECTOR 1	SECTOR 2	LAP TIME	MPH	DIFF	TIME OF DAY
1 -	34.079	22.521	56.600	76.83	5.410	12:08:03.522
2 -	32.694	21.622	54.316	80.06	3.126	12:08:57.838
3 -	31.018	21.182	52.200	83.30	1.010	12:09:50.038
4 -	31.306	21.268	52.574	82.71	1.384	12:10:42.612
5 -	32.151	21.278	53.429	81.39	2.239	12:11:36.041
6 -	30.821	21.257	52.078	83.50	0.888	12:12:28.119
7 -	30.730	21.191	51.921	83.75	0.731	12:13:20.040
8 -	31.156	21.639	52.795	82.36	1.605	12:14:12.835
9 -	30.728	21.787	52.515	82.80	1.325	12:15:05.350
10 -	30.691	20.999	51.690	84.12	0.500	12:15:57.040
11 -	30.296	20.894	51.190 (1)	84.95		12:16:48.230
12 -	30.304	20.889	51.193 (2)	84.94	0.003	12:17:39.423
13 -	30.735	22.010	52.745	82.44	1.555	12:18:32.168
14 -	31.967	21.392	53.359	81.49	2.169	12:19:25.527
15 -	31.423	21.811	53.234	81.68	2.044	12:20:18.761
16 -	30.873	21.452	52.325	83.10	1.135	12:21:11.086
17 -	30.385	20.842	51.227 (3)	84.88	0.037	12:22:02.313

BMCRC-MRO Championships 2025 - Rnd 1 @ Brands Hatch Indy

DART MRO 600 inc Clubman 600 & GP2/EVO

QUALIFYING - SECTOR ANALYSIS



SECTOR 1 = FL to I1, SECTOR 2 = I1 to FL, DIFF = Difference To Personal Best Lap, P = Crossed Finish Line in Pit Lane, D = Time Disallowed

P15 40 C		James LORD		-		
IDEAL LAP TIME : 50.926		BEST LAP TIME : 51.205		DIFFERENCE : 0.279		
LAP	SECTOR 1	SECTOR 2	LAP TIME	MPH	DIFF	TIME OF DAY
1 -	33.243	21.891	55.134	78.87	3.929	12:07:56.912
2 -	32.089	21.121	53.210	81.72	2.005	12:08:50.122
3 -	31.753	20.822	52.575	82.71	1.370	12:09:42.697
4 -	31.408	20.568	51.976	83.66	0.771	12:10:34.673
5 -	31.074	20.491	51.565 (3)	84.33	0.360	12:11:26.238
6 -	31.074	21.572	52.646	82.60	1.441	12:12:18.884
7 -	31.273	20.229	51.502 (2)	84.43	0.297	12:13:10.386
8 -	30.697	20.508	51.205 (1)	84.92		12:14:01.591
9 -	30.720	20.854	51.574	84.31	0.369	12:14:53.165
10 -	31.572	20.496	52.068	83.51	0.863	12:15:45.233
11 -	32.423	21.089	53.512	81.26	2.307	12:16:38.745
12 -	31.216	20.755	51.971	83.67	0.766	12:17:30.716
13 -	31.237	20.508	51.745	84.03	0.540	12:18:22.461

P16 87 C		Ben DOOLAN		Yamaha R6 - my wallet		
IDEAL LAP TIME : 51.198		BEST LAP TIME : 51.464		DIFFERENCE : 0.266		
LAP	SECTOR 1	SECTOR 2	LAP TIME	MPH	DIFF	TIME OF DAY
1 -	32.913	21.108	54.021	80.49	2.557	12:07:53.763
2 -	31.173	20.629	51.802	83.94	0.338	12:08:45.565
3 -	31.205	20.739	51.944	83.71	0.480	12:09:37.509
4 -	31.795	20.529	52.324	83.10	0.860	12:10:29.833
5 -	31.123	21.617	52.740	82.45	1.276	12:11:22.573
6 -	30.922	20.702	51.624 (3)	84.23	0.160	12:12:14.197
7 -	31.198	20.798	51.996	83.63	0.532	12:13:06.193
8 -	31.191	20.535	51.726	84.06	0.262	12:13:57.919
9 -	30.669	20.795	51.464 (1)	84.49		12:14:49.383
10 -	33.038	21.711	54.749	79.42	3.285	12:15:44.132
11 -	30.761	21.244	52.005	83.61	0.541	12:16:36.137
12 -	30.984	20.624	51.608 (2)	84.26	0.144	12:17:27.745

P17 54 C		Jake ANDERTON		Yamaha R6 - Hunter Racing		
IDEAL LAP TIME : 51.567		BEST LAP TIME : 51.598		DIFFERENCE : 0.031		
LAP	SECTOR 1	SECTOR 2	LAP TIME	MPH	DIFF	TIME OF DAY
1 -	33.029	21.443	54.472	79.83	2.874	12:07:53.740
2 -	32.203	21.128	53.331	81.53	1.733	12:08:47.071
3 -	31.399	20.668	52.067	83.51	0.469	12:09:39.138
4 -	31.944	20.716	52.660	82.57	1.062	12:10:31.798
5 -	31.308	20.649	51.957 (3)	83.69	0.359	12:11:23.755
6 -	32.028	20.558	52.586	82.69	0.988	12:12:16.341
7 -	31.368	20.664	52.032	83.57	0.434	12:13:08.373
8 -	31.047	20.551	51.598 (1)	84.27		12:13:59.971
9 -	31.918	21.237	53.155	81.80	1.557	12:14:53.126
10 -	31.860	21.556	53.416	81.41	1.818	12:15:46.542
11 -	31.690	21.480	53.170	81.78	1.572	12:16:39.712
12 -	31.016	20.858	51.874 (2)	83.83	0.276	12:17:31.586
13 -	31.304	21.611	52.915	82.18	1.317	12:18:24.501
14 -	31.708	IN PIT	1:49.009 P	39.89	57.411	12:20:13.510

BMCRC-MRO Championships 2025 - Rnd 1 @ Brands Hatch Indy

DART MRO 600 inc Clubman 600 & GP2/EVO

QUALIFYING - SECTOR ANALYSIS



SECTOR 1 = FL to I1, SECTOR 2 = I1 to FL, DIFF = Difference To Personal Best Lap, P = Crossed Finish Line in Pit Lane, D = Time Disallowed

P18 565		Louis KERSHAW		Kawasaki 636 - Shape Associates/Kingfisher Farm Antiques/Jur		
IDEAL LAP TIME :		BEST LAP TIME : 51.652		DIFFERENCE :		
LAP	SECTOR 1	SECTOR 2	LAP TIME	MPH	DIFF	TIME OF DAY
1 -			1:00.911	71.39	9.259	12:08:10.084
2 -			56.900	76.42	5.248	12:09:06.984
3 -			56.141	77.45	4.489	12:10:03.125
4 -			57.765	75.28	6.113	12:11:00.890
5 -			53.627	81.08	1.975	12:11:54.517
6 -			53.328	81.54	1.676	12:12:47.845
7 -			52.709	82.50	1.057	12:13:40.554
8 -			53.103	81.88	1.451	12:14:33.657
9 -			53.016	82.02	1.364	12:15:26.673
10 -			52.658	82.58	1.006	12:16:19.331
11 -			51.748 (2)	84.03	0.096	12:17:11.079
12 -			52.247 (3)	83.23	0.595	12:18:03.326
13 -			55.509	78.34	3.857	12:18:58.835
14 -			55.608	78.20	3.956	12:19:54.443
15 -			54.619	79.61	2.967	12:20:49.062
16 -			51.652 (1)	84.19		12:21:40.714

P19 178 C		Paul BLOOMFIELD		Yamaha R6 - Martello transport		
IDEAL LAP TIME : 51.822		BEST LAP TIME : 51.822		DIFFERENCE : 0.000		
LAP	SECTOR 1	SECTOR 2	LAP TIME	MPH	DIFF	TIME OF DAY
1 -	33.469	22.265	55.734	78.02	3.912	12:08:02.514
2 -	32.800	21.459	54.259	80.14	2.437	12:08:56.773
3 -	31.716	21.353	53.069	81.94	1.247	12:09:49.842
4 -	32.207	21.135	53.342	81.52	1.520	12:10:43.184
5 -	31.733	21.592	53.325	81.54	1.503	12:11:36.509
6 -	31.080	21.127	52.207	83.29	0.385	12:12:28.716
7 -	31.690	20.985	52.675	82.55	0.853	12:13:21.391
8 -	31.143	21.237	52.380	83.02	0.558	12:14:13.771
9 -	31.014	20.924	51.938 (2)	83.72	0.116	12:15:05.709
10 -	31.343	20.905	52.248	83.23	0.426	12:15:57.957
11 -	30.967	21.047	52.014 (3)	83.60	0.192	12:16:49.971
12 -	30.957	20.865	51.822 (1)	83.91		12:17:41.793
13 -	31.130	21.249	52.379	83.02	0.557	12:18:34.172
14 -	31.382	20.957	52.339	83.08	0.517	12:19:26.511
15 -	33.125	21.890	55.015	79.04	3.193	12:20:21.526
16 -	32.085	21.538	53.623	81.09	1.801	12:21:15.149
17 -	31.726	20.903	52.629	82.62	0.807	12:22:07.778

P20 38 C		Paul COOMBS		Triumph 675R DAYTONA -		
IDEAL LAP TIME : 51.822		BEST LAP TIME : 51.822		DIFFERENCE : 0.000		
LAP	SECTOR 1	SECTOR 2	LAP TIME	MPH	DIFF	TIME OF DAY
1 -	34.960	22.469	57.429	75.72	5.607	12:08:15.544
2 -	32.439	21.780	54.219	80.20	2.397	12:09:09.763
3 -	33.687	22.277	55.964	77.70	4.142	12:10:05.727
4 -	33.698	22.057	55.755	77.99	3.933	12:11:01.482
5 -	32.936	21.163	54.099	80.38	2.277	12:11:55.581
6 -	31.596	21.131	52.727	82.47	0.905	12:12:48.308
7 -	32.031	20.984	53.015	82.02	1.193	12:13:41.323
8 -	31.419	21.195	52.614 (3)	82.65	0.792	12:14:33.937
9 -	32.656	21.389	54.045	80.46	2.223	12:15:27.982
10 -	36.050	21.696	57.746	75.30	5.924	12:16:25.728
11 -	31.940	21.135	53.075	81.93	1.253	12:17:18.803
12 -	32.002	21.522	53.524	81.24	1.702	12:18:12.327
13 -	32.152	20.985	53.137	81.83	1.315	12:19:05.464
14 -	31.025	20.797	51.822 (1)	83.91		12:19:57.286
15 -	31.232	22.119	53.351	81.50	1.529	12:20:50.637
16 -	31.321	20.952	52.273 (2)	83.19	0.451	12:21:42.910

BMCRC-MRO Championships 2025 - Rnd 1 @ Brands Hatch Indy

DART MRO 600 inc Clubman 600 & GP2/EVO

QUALIFYING - SECTOR ANALYSIS



SECTOR 1 = FL to I1, SECTOR 2 = I1 to FL, DIFF = Difference To Personal Best Lap, P = Crossed Finish Line in Pit Lane, D = Time Disallowed

P21 910 C		Harry GOWER		Triumph DAYTONA 765 - RG Racing			
IDEAL LAP TIME : 51.806		BEST LAP TIME : 51.868		DIFFERENCE : 0.062			
LAP	SECTOR 1	SECTOR 2	LAP TIME	MPH	DIFF	TIME OF DAY	
1 -	35.447	22.633	58.080	74.87	6.212	12:08:02.880	
2 -	33.149	21.479	54.628	79.60	2.760	12:08:57.508	
3 -	32.489	21.573	54.062	80.43	2.194	12:09:51.570	
4 -	33.383	21.261	54.644	79.58	2.776	12:10:46.214	
5 -	32.076	21.286	53.362	81.49	1.494	12:11:39.576	
6 -	31.823	21.063	52.886	82.22	1.018	12:12:32.462	
7 -	32.029	21.145	53.174	81.78	1.306	12:13:25.636	
8 -	32.325	21.333	53.658	81.04	1.790	12:14:19.294	
9 -	31.879	21.086	52.965	82.10	1.097	12:15:12.259	
10 -	31.560	20.922	52.482	82.85	0.614	12:16:04.741	
11 -	31.866	21.013	52.879	82.23	1.011	12:16:57.620	
12 -	31.855	20.968	52.823	82.32	0.955	12:17:50.443	
13 -	31.474	20.873	52.347 (3)	83.07	0.479	12:18:42.790	
14 -	31.164	20.704	51.868 (1)	83.83		12:19:34.658	
15 -	31.228	21.804	53.032	81.99	1.164	12:20:27.690	
16 -	31.102	21.103	52.205 (2)	83.29	0.337	12:21:19.895	
17 -	31.169	21.346	52.515	82.80	0.647	12:22:12.410	

P22 153 C		Aaron HICKMOTT		Kawasaki ZX6R - Me, Myself & I			
IDEAL LAP TIME : 51.899		BEST LAP TIME : 51.899		DIFFERENCE : 0.000			
LAP	SECTOR 1	SECTOR 2	LAP TIME	MPH	DIFF	TIME OF DAY	
1 -	35.714	23.586	59.300	73.33	7.401	12:08:12.958	
2 -	33.414	22.649	56.063	77.56	4.164	12:09:09.021	
3 -	32.737	22.060	54.797	79.35	2.898	12:10:03.818	
4 -	34.815	22.360	57.175	76.05	5.276	12:11:00.993	
5 -	32.657	21.613	54.270	80.12	2.371	12:11:55.263	
6 -	31.498	21.356	52.854	82.27	0.955	12:12:48.117	
7 -	31.759	21.124	52.883	82.23	0.984	12:13:41.000	
8 -	31.331	21.436	52.767	82.41	0.868	12:14:33.767	
9 -	32.228	21.277	53.505	81.27	1.606	12:15:27.272	
10 -	32.707	21.496	54.203	80.22	2.304	12:16:21.475	
11 -	31.535	21.549	53.084	81.91	1.185	12:17:14.559	
12 -	31.495	21.184	52.679	82.54	0.780	12:18:07.238	
13 -	31.298	21.372	52.670 (2)	82.56	0.771	12:18:59.908	
14 -	31.223	21.980	53.203	81.73	1.304	12:19:53.111	
15 -	31.070	21.600	52.670 (2)	82.56	0.771	12:20:45.781	
16 -	30.787	21.112	51.899 (1)	83.78		12:21:37.680	

P23 28 C		Tom WALKER		Yamaha R6 - TRW Racing			
IDEAL LAP TIME : 52.191		BEST LAP TIME : 52.191		DIFFERENCE : 0.000			
LAP	SECTOR 1	SECTOR 2	LAP TIME	MPH	DIFF	TIME OF DAY	
1 -	32.912	21.269	54.181 (3)	80.26	1.990	12:07:51.795	
2 -	32.198	21.109	53.307 (2)	81.57	1.116	12:08:45.102	
3 -	31.365	20.826	52.191 (1)	83.32		12:09:37.293	

BMCRC-MRO Championships 2025 - Rnd 1 @ Brands Hatch Indy

DART MRO 600 inc Clubman 600 & GP2/EVO

QUALIFYING - SECTOR ANALYSIS



SECTOR 1 = FL to I1, SECTOR 2 = I1 to FL, DIFF = Difference To Personal Best Lap, P = Crossed Finish Line in Pit Lane, D = Time Disallowed

P24 67 C Edward ANSELL		Triumph 675 - ketchup Racing				
IDEAL LAP TIME : 51.927		BEST LAP TIME : 52.370		DIFFERENCE : 0.443		
LAP	SECTOR 1	SECTOR 2	LAP TIME	MPH	DIFF	TIME OF DAY
1 -	33.262	22.087	55.349	78.56	2.979	12:07:56.790
2 -	32.305	21.478	53.783	80.85	1.413	12:08:50.573
3 -	31.962	21.120	53.082	81.92	0.712	12:09:43.655
4 -	32.409	20.947	53.356	81.50	0.986	12:10:37.011
5 -	31.614	21.165	52.779	82.39	0.409	12:11:29.790
6 -	31.238	21.189	52.427 (2)	82.94	0.057	12:12:22.217
7 -	31.127	21.485	52.612	82.65	0.242	12:13:14.829
8 -	31.307	21.199	52.506	82.82	0.136	12:14:07.335
9 -	31.666	21.374	53.040	81.98	0.670	12:15:00.375
10 -	31.407	21.068	52.475 (3)	82.87	0.105	12:15:52.850
11 -	31.869	21.176	53.045	81.97	0.675	12:16:45.895
12 -	31.441	20.929	52.370 (1)	83.03		12:17:38.265
13 -	31.711	21.538	53.249	81.66	0.879	12:18:31.514
14 -	33.168	21.608	54.776	79.38	2.406	12:19:26.290
15 -	33.517	21.955	55.472	78.39	3.102	12:20:21.762
16 -	32.271	21.672	53.943	80.61	1.573	12:21:15.705
17 -	31.706	20.800	52.506	82.82	0.136	12:22:08.211

P25 83 Jason SIGGS		Yamaha R6 - J Siggs Construction				
IDEAL LAP TIME : 52.292		BEST LAP TIME : 52.435		DIFFERENCE : 0.143		
LAP	SECTOR 1	SECTOR 2	LAP TIME	MPH	DIFF	TIME OF DAY
1 -	OUTLAP	22.019	58.508	74.32	6.073	12:09:34.454
2 -	32.341	21.349	53.690	80.99	1.255	12:10:28.144
3 -	32.227	22.694	54.921	79.17	2.486	12:11:23.065
4 -	33.749	21.935	55.684	78.09	3.249	12:12:18.749
5 -	32.327	21.307	53.634	81.07	1.199	12:13:12.383
6 -	31.611	20.986	52.597	82.67	0.162	12:14:04.980
7 -	31.510	21.052	52.562	82.73	0.127	12:14:57.542
8 -	31.508	20.994	52.502 (3)	82.82	0.067	12:15:50.044
9 -	31.383	21.052	52.435 (1)	82.93		12:16:42.479
10 -	33.091	20.982	54.073	80.42	1.638	12:17:36.552
11 -	33.211	22.515	55.726	78.03	3.291	12:18:32.278
12 -	33.646	23.109	56.755	76.62	4.320	12:19:29.033
13 -	32.786	22.841	55.627	78.17	3.192	12:20:24.660
14 -	31.310	21.147	52.457 (2)	82.89	0.022	12:21:17.117
15 -	35.580	22.426	58.006	74.96	5.571	12:22:15.123

P26 61 C Jason GAMBLE		Kawasaki ZX6R - #TeamRace				
IDEAL LAP TIME : 52.389		BEST LAP TIME : 52.739		DIFFERENCE : 0.350		
LAP	SECTOR 1	SECTOR 2	LAP TIME	MPH	DIFF	TIME OF DAY
1 -	35.135	22.557	57.692	75.37	4.953	12:08:09.611
2 -	32.948	21.556	54.504	79.78	1.765	12:09:04.115
3 -	31.916	21.926	53.842	80.76	1.103	12:09:57.957
4 -	31.339	21.400	52.739 (1)	82.45		12:10:50.696
5 -	32.435	21.050	53.485	81.30	0.746	12:11:44.181
6 -	32.367	21.317	53.684	81.00	0.945	12:12:37.865
7 -	31.504	21.280	52.784 (2)	82.38	0.045	12:13:30.649
8 -	32.444	21.429	53.873	80.71	1.134	12:14:24.522
9 -	32.069	22.223	54.292	80.09	1.553	12:15:18.814
10 -	32.203	21.464	53.667	81.02	0.928	12:16:12.481
11 -	31.797	21.366	53.163 (3)	81.79	0.424	12:17:05.644
12 -	32.246	21.583	53.829	80.78	1.090	12:17:59.473
13 -	32.400	21.829	54.229	80.18	1.490	12:18:53.702

BMCRC-MRO Championships 2025 - Rnd 1 @ Brands Hatch Indy

DART MRO 600 inc Clubman 600 & GP2/EVO

QUALIFYING - SECTOR ANALYSIS



SECTOR 1 = FL to I1, SECTOR 2 = I1 to FL, DIFF = Difference To Personal Best Lap, P = Crossed Finish Line in Pit Lane, D = Time Disallowed

P27 65 C		Frank MONTINI		Triumph DAYTONA 675R - Sara Johnson			
IDEAL LAP TIME :		BEST LAP TIME : 52.880		DIFFERENCE :			
LAP	SECTOR 1	SECTOR 2	LAP TIME	MPH	DIFF	TIME OF DAY	
1 -			59.659	72.89	6.779	12:08:09.123	
2 -			54.865	79.26	1.985	12:09:03.988	
3 -			53.133 (2)	81.84	0.253	12:09:57.121	
4 -			53.441 (3)	81.37	0.561	12:10:50.562	
5 -			54.237	80.17	1.357	12:11:44.799	
6 -			53.576	81.16	0.696	12:12:38.375	
7 -			52.880 (1)	82.23		12:13:31.255	
8 -			54.069	80.42	1.189	12:14:25.324	

P28 115 C		Brian MAHER		Yamaha R6 - Spraytech /Espresso Solutions			
IDEAL LAP TIME : 52.720		BEST LAP TIME : 53.043		DIFFERENCE : 0.323			
LAP	SECTOR 1	SECTOR 2	LAP TIME	MPH	DIFF	TIME OF DAY	
1 -	35.428	22.213	57.641	75.44	4.598	12:08:10.792	
2 -	33.393	21.699	55.092	78.93	2.049	12:09:05.884	
3 -	32.997	21.959	54.956	79.12	1.913	12:10:00.840	
4 -	32.661	21.090	53.751	80.90	0.708	12:10:54.591	
5 -	32.120	21.533	53.653	81.05	0.610	12:11:48.244	
6 -	31.630	21.413	53.043 (1)	81.98		12:12:41.287	
7 -	32.350	21.423	53.773	80.86	0.730	12:13:35.060	
8 -	32.018	21.622	53.640 (3)	81.07	0.597	12:14:28.700	
9 -	31.882	21.547	53.429 (2)	81.39	0.386	12:15:22.129	

P29 74 C		Tom VAUGHAN		Yamaha R6 - Lamonde Automation Ltd, Smiths Mechanical Supl			
IDEAL LAP TIME : 53.118		BEST LAP TIME : 53.118		DIFFERENCE : 0.000			
LAP	SECTOR 1	SECTOR 2	LAP TIME	MPH	DIFF	TIME OF DAY	
1 -	33.756	22.138	55.894	77.80	2.776	12:08:03.837	
2 -	32.597	21.771	54.368	79.98	1.250	12:08:58.205	
3 -	31.994	21.457	53.451 (2)	81.35	0.333	12:09:51.656	
4 -	32.299	21.283	53.582	81.15	0.464	12:10:45.238	
5 -	32.307	21.258	53.565	81.18	0.447	12:11:38.803	
6 -	31.949	21.169	53.118 (1)	81.86		12:12:31.921	
7 -	32.067	21.430	53.497 (3)	81.28	0.379	12:13:25.418	
8 -	32.754	21.614	54.368	79.98	1.250	12:14:19.786	
9 -	32.223	21.529	53.752	80.90	0.634	12:15:13.538	

P30 55		Aditya Singh BEHAL		Yamaha YZF-R6 -			
IDEAL LAP TIME : 53.013		BEST LAP TIME : 53.315		DIFFERENCE : 0.302			
LAP	SECTOR 1	SECTOR 2	LAP TIME	MPH	DIFF	TIME OF DAY	
1 -	35.783	22.751	58.534	74.29	5.219	12:08:08.829	
2 -	32.990	21.278	54.268	80.13	0.953	12:09:03.097	
3 -	32.190	21.125	53.315 (1)	81.56		12:09:56.412	
4 -	32.980	21.501	54.481	79.81	1.166	12:10:50.893	
5 -	34.136	IN PIT	1:16.845	P 56.58	23.530	12:12:07.738	
6 -	OUTLAP	20.999	57.850	75.17	4.535	12:13:05.588	
7 -	32.430	21.059	53.489 (3)	81.29	0.174	12:13:59.077	
8 -	32.542	21.077	53.619	81.10	0.304	12:14:52.696	
9 -	32.196	21.377	53.573	81.17	0.258	12:15:46.269	
10 -	33.076	21.677	54.753	79.42	1.438	12:16:41.022	
11 -	32.360	21.513	53.873	80.71	0.558	12:17:34.895	
12 -	33.027	IN PIT	1:32.781	P 46.86	39.466	12:19:07.676	
13 -	OUTLAP	21.219	58.469	74.37	5.154	12:20:06.145	
14 -	32.089	21.331	53.420 (2)	81.40	0.105	12:20:59.565	
15 -	32.014	21.696	53.710	80.96	0.395	12:21:53.275	

BMCRC-MRO Championships 2025 - Rnd 1 @ Brands Hatch Indy

DART MRO 600 inc Clubman 600 & GP2/EVO

QUALIFYING - SECTOR ANALYSIS



SECTOR 1 = FL to I1, SECTOR 2 = I1 to FL, DIFF = Difference To Personal Best Lap, P = Crossed Finish Line in Pit Lane, D = Time Disallowed

P31 52 C		James EGGINTON		Kawasaki ZX6R - Advance Computer Services - www.ACS.co.uk			
IDEAL LAP TIME : 53.579		BEST LAP TIME : 53.579		DIFFERENCE : 0.000			
LAP	SECTOR 1	SECTOR 2	LAP TIME	MPH	DIFF	TIME OF DAY	
1 -	33.920	22.467	56.387	77.12	2.808	12:07:59.826	
2 -	32.342	21.532	53.874 (3)	80.71	0.295	12:08:53.700	
3 -	32.302	22.032	54.334	80.03	0.755	12:09:48.034	
4 -	32.381	21.799	54.180	80.26	0.601	12:10:42.214	
5 -	33.519	21.585	55.104	78.91	1.525	12:11:37.318	
6 -	32.348	21.581	53.929	80.63	0.350	12:12:31.247	
7 -	32.311	21.654	53.965	80.58	0.386	12:13:25.212	
8 -	32.332	21.674	54.006	80.52	0.427	12:14:19.218	
9 -	32.281	21.551	53.832 (2)	80.78	0.253	12:15:13.050	
10 -	32.070	21.509	53.579 (1)	81.16		12:16:06.629	
11 -	34.753	22.553	57.306	75.88	3.727	12:17:03.935	
12 -	33.526	21.717	55.243	78.71	1.664	12:17:59.178	

P32 888		Kirt ELLIOTT		Yamaha R6 -			
IDEAL LAP TIME : 53.487		BEST LAP TIME : 53.771		DIFFERENCE : 0.284			
LAP	SECTOR 1	SECTOR 2	LAP TIME	MPH	DIFF	TIME OF DAY	
1 -	34.796	22.650	57.446	75.69	3.675	12:08:10.418	
2 -	33.110	22.380	55.490	78.36	1.719	12:09:05.908	
3 -	32.680	22.276	54.956	79.12	1.185	12:10:00.864	
4 -	32.646	21.929	54.575	79.68	0.804	12:10:55.439	
5 -	32.559	21.931	54.490	79.80	0.719	12:11:49.929	
6 -	32.488	22.013	54.501	79.78	0.730	12:12:44.430	
7 -	32.475	21.979	54.454	79.85	0.683	12:13:38.884	
8 -	32.696	21.932	54.628	79.60	0.857	12:14:33.512	
9 -	32.467	21.921	54.388	79.95	0.617	12:15:27.900	
10 -	33.290	22.037	55.327	78.59	1.556	12:16:23.227	
11 -	32.431	21.907	54.338	80.02	0.567	12:17:17.565	
12 -	32.857	21.928	54.785	79.37	1.014	12:18:12.350	
13 -	32.811	21.667	54.478	79.82	0.707	12:19:06.828	
14 -	32.132	21.639	53.771 (1)	80.87		12:20:00.599	
15 -	31.848	21.947	53.795 (2)	80.83	0.024	12:20:54.394	
16 -	32.104	21.877	53.981 (3)	80.55	0.210	12:21:48.375	

P33 77 C		Oliver HOBBS		Kawasaki ZX6R - Skyline Roofing centres			
IDEAL LAP TIME : 53.694		BEST LAP TIME : 53.874		DIFFERENCE : 0.180			
LAP	SECTOR 1	SECTOR 2	LAP TIME	MPH	DIFF	TIME OF DAY	
1 -	34.008	23.289	57.297	75.89	3.423	12:08:17.094	
2 -	32.761	22.019	54.780	79.38	0.906	12:09:11.874	
3 -	32.103	22.448	54.551	79.71	0.677	12:10:06.425	
4 -	39.433	22.600	1:02.033	70.10	8.159	12:11:08.458	
5 -	32.290	21.672	53.962 (2)	80.58	0.088	12:12:02.420	
6 -	32.022	21.852	53.874 (1)	80.71		12:12:56.294	
7 -	34.323	IN PIT	1:25.181	P 51.05	31.307	12:14:21.475	
8 -	OUTLAP	22.604	1:04.764	67.14	10.890	12:15:26.239	
9 -	34.360	21.950	56.310	77.22	2.436	12:16:22.549	
10 -	32.871	21.908	54.779	79.38	0.905	12:17:17.328	
11 -	32.781	21.924	54.705	79.49	0.831	12:18:12.033	
12 -	32.862	21.762	54.624	79.60	0.750	12:19:06.657	
13 -	33.016	21.957	54.973	79.10	1.099	12:20:01.630	
14 -	32.194	22.058	54.252 (3)	80.15	0.378	12:20:55.882	
15 -	32.381	22.158	54.539	79.73	0.665	12:21:50.421	

BMCRC-MRO Championships 2025 - Rnd 1 @ Brands Hatch Indy

DART MRO 600 inc Clubman 600 & GP2/EVO

QUALIFYING - SECTOR ANALYSIS



SECTOR 1 = FL to I1, SECTOR 2 = I1 to FL, DIFF = Difference To Personal Best Lap, P = Crossed Finish Line in Pit Lane, D = Time Disallowed

P34 71 C		David RANSOME		Yamaha YZF R6 -			
IDEAL LAP TIME : 53.854		BEST LAP TIME : 54.012		DIFFERENCE : 0.158			
LAP	SECTOR 1	SECTOR 2	LAP TIME	MPH	DIFF	TIME OF DAY	
1 -	37.215	23.310	1:00.525	71.84	6.513	12:08:11.926	
2 -	34.167	22.698	56.865	76.47	2.853	12:09:08.791	
3 -	34.323	22.304	56.627	76.79	2.615	12:10:05.418	
4 -	34.705	22.359	57.064	76.20	3.052	12:11:02.482	
5 -	34.000	22.250	56.250	77.30	2.238	12:11:58.732	
6 -	33.967	22.585	56.552	76.89	2.540	12:12:55.284	
7 -	34.634	22.673	57.307	75.88	3.295	12:13:52.591	
8 -	32.866	22.656	55.522	78.32	1.510	12:14:48.113	
9 -	33.710	22.715	56.425	77.06	2.413	12:15:44.538	
10 -	33.349	22.315	55.664	78.12	1.652	12:16:40.202	
11 -	32.449	21.563	54.012 (1)	80.51		12:17:34.214	
12 -	33.559	22.745	56.304	77.23	2.292	12:18:30.518	
13 -	32.791	22.332	55.123 (2)	78.88	1.111	12:19:25.641	
14 -	32.700	23.047	55.747	78.00	1.735	12:20:21.388	
15 -	33.167	22.193	55.360 (3)	78.55	1.348	12:21:16.748	
16 -	34.113	21.405	55.518	78.32	1.506	12:22:12.266	

P35 130 C		Tom BARRETT		Yamaha R6 -			
IDEAL LAP TIME : 54.066		BEST LAP TIME : 54.198		DIFFERENCE : 0.132			
LAP	SECTOR 1	SECTOR 2	LAP TIME	MPH	DIFF	TIME OF DAY	
1 -	35.983	23.025	59.008	73.69	4.810	12:08:06.438	
2 -	34.375	22.207	56.582	76.85	2.384	12:09:03.020	
3 -	32.917	22.341	55.258	78.69	1.060	12:09:58.278	
4 -	33.079	22.226	55.305	78.62	1.107	12:10:53.583	
5 -	32.961	22.143	55.104	78.91	0.906	12:11:48.687	
6 -	32.743	21.797	54.540	79.73	0.342	12:12:43.227	
7 -	32.600	21.794	54.394 (3)	79.94	0.196	12:13:37.621	
8 -	32.611	21.587	54.198 (1)	80.23		12:14:31.819	
9 -	32.978	21.797	54.775	79.39	0.577	12:15:26.594	
10 -	34.617	22.583	57.200	76.02	3.002	12:16:23.794	
11 -	32.651	21.711	54.362 (2)	79.99	0.164	12:17:18.156	
12 -	32.743	21.834	54.577	79.67	0.379	12:18:12.733	
13 -	33.109	22.015	55.124	78.88	0.926	12:19:07.857	
14 -	33.045	22.703	55.748	78.00	1.550	12:20:03.605	
15 -	32.479	22.400	54.879	79.23	0.681	12:20:58.484	
16 -	32.823	21.944	54.767	79.40	0.569	12:21:53.251	

P36 84 C		George HIGGINS		Yamaha R6 - Aztec Racing			
IDEAL LAP TIME : 54.359		BEST LAP TIME : 54.359		DIFFERENCE : 0.000			
LAP	SECTOR 1	SECTOR 2	LAP TIME	MPH	DIFF	TIME OF DAY	
1 -	37.179	23.153	1:00.332	72.07	5.973	12:08:10.585	
2 -	34.625	22.342	56.967	76.33	2.608	12:09:07.552	
3 -	33.750	22.268	56.018	77.62	1.659	12:10:03.570	
4 -	35.557	22.466	58.023	74.94	3.664	12:11:01.593	
5 -	34.042	22.654	56.696	76.70	2.337	12:11:58.289	
6 -	33.505	22.900	56.405	77.09	2.046	12:12:54.694	
7 -	34.896	22.794	57.690	75.37	3.331	12:13:52.384	
8 -	33.563	22.481	56.044	77.59	1.685	12:14:48.428	
9 -	33.884	22.860	56.744	76.63	2.385	12:15:45.172	
10 -	33.764	IN PIT	1:18.849 P	55.15	24.490	12:17:04.021	
11 -	OUTLAP	21.814	59.093	73.58	4.734	12:18:03.114	
12 -	32.769	21.590	54.359 (1)	79.99		12:18:57.473	
13 -	33.008	22.607	55.615 (3)	78.19	1.256	12:19:53.088	
14 -	33.089	22.729	55.818	77.90	1.459	12:20:48.906	
15 -	33.129	21.879	55.008 (2)	79.05	0.649	12:21:43.914	

BMCRC-MRO Championships 2025 - Rnd 1 @ Brands Hatch Indy

DART MRO 600 inc Clubman 600 & GP2/EVO

QUALIFYING - SECTOR ANALYSIS



SECTOR 1 = FL to I1, SECTOR 2 = I1 to FL, DIFF = Difference To Personal Best Lap, P = Crossed Finish Line in Pit Lane, D = Time Disallowed

P37		6 C		Gareth FAITH		Kawasaki ZX6R - Sitramoto	
IDEAL LAP TIME : 54.660		BEST LAP TIME : 54.992		DIFFERENCE : 0.332			
LAP	SECTOR 1	SECTOR 2	LAP TIME	MPH	DIFF	TIME OF DAY	
1 -	35.902	23.683	59.585	72.98	4.593	12:08:13.287	
2 -	33.688	22.605	56.293	77.24	1.301	12:09:09.580	
3 -	33.759	22.241	56.000	77.65	1.008	12:10:05.580	
4 -	34.058	22.520	56.578	76.86	1.586	12:11:02.158	
5 -	33.693	22.677	56.370	77.14	1.378	12:11:58.528	
6 -	33.691	22.555	56.246	77.31	1.254	12:12:54.774	
7 -	33.151	22.053	55.204 (3)	78.77	0.212	12:13:49.978	
8 -	32.694	22.298	54.992 (1)	79.07		12:14:44.970	
9 -	33.263	22.379	55.642	78.15	0.650	12:15:40.612	
10 -	33.439	22.807	56.246	77.31	1.254	12:16:36.858	
11 -	33.146	23.054	56.200	77.37	1.208	12:17:33.058	
12 -	34.500	22.812	57.312	75.87	2.320	12:18:30.370	
13 -	32.687	22.332	55.019 (2)	79.03	0.027	12:19:25.389	
14 -	32.607	22.998	55.605	78.20	0.613	12:20:20.994	
15 -	32.669	22.950	55.619	78.18	0.627	12:21:16.613	

P38		46 C		Matthew FINCH		Triumph DAYTONA 675 - Greenways Gardening	
IDEAL LAP TIME : 54.971		BEST LAP TIME : 55.027		DIFFERENCE : 0.056			
LAP	SECTOR 1	SECTOR 2	LAP TIME	MPH	DIFF	TIME OF DAY	
1 -	36.929	23.614	1:00.543	71.82	5.516	12:08:30.833	
2 -	34.777	22.693	57.470	75.66	2.443	12:09:28.303	
3 -	34.227	22.747	56.974	76.32	1.947	12:10:25.277	
4 -	34.943	22.526	57.469	75.66	2.442	12:11:22.746	
5 -	33.642	22.435	56.077	77.54	1.050	12:12:18.823	
6 -	34.069	22.076	56.145	77.45	1.118	12:13:14.968	
7 -	33.010	22.241	55.251 (2)	78.70	0.224	12:14:10.219	
8 -	33.121	22.144	55.265 (3)	78.68	0.238	12:15:05.484	
9 -	33.985	22.335	56.320	77.21	1.293	12:16:01.804	
10 -	33.552	22.130	55.682	78.09	0.655	12:16:57.486	
11 -	32.895	22.132	55.027 (1)	79.02		12:17:52.513	
12 -	33.325	IN PIT	1:29.291 P	48.70	34.264	12:19:21.804	
13 -	OUTLAP	IN PIT	1:47.391 P	40.49	52.364	12:21:09.195	
14 -	OUTLAP	22.829	1:03.089	68.92	8.062	12:22:12.284	

P39		7		Shaun O'HARA		Kawasaki ZX6R - Advanced Vehicle Alarms	
IDEAL LAP TIME : 54.976		BEST LAP TIME : 55.167		DIFFERENCE : 0.191			
LAP	SECTOR 1	SECTOR 2	LAP TIME	MPH	DIFF	TIME OF DAY	
1 -	36.585	23.192	59.777	72.74	4.610	12:08:08.718	
2 -	34.450	22.629	57.079	76.18	1.912	12:09:05.797	
3 -	34.328	22.486	56.814	76.54	1.647	12:10:02.611	
4 -	35.470	22.664	58.134	74.80	2.967	12:11:00.745	
5 -	34.284	22.784	57.068	76.20	1.901	12:11:57.813	
6 -	33.691	22.974	56.665	76.74	1.498	12:12:54.478	
7 -	34.750	22.530	57.280	75.91	2.113	12:13:51.758	
8 -	33.263	22.669	55.932	77.74	0.765	12:14:47.690	
9 -	33.731	22.586	56.317	77.21	1.150	12:15:44.007	
10 -	33.486	22.109	55.595 (3)	78.21	0.428	12:16:39.602	
11 -	33.211	21.956	55.167 (1)	78.82		12:17:34.769	
12 -	33.412	22.694	56.106	77.50	0.939	12:18:30.875	
13 -	33.512	21.765	55.277 (2)	78.66	0.110	12:19:26.152	

BMCRC-MRO Championships 2025 - Rnd 1 @ Brands Hatch Indy

DART MRO 600 inc Clubman 600 & GP2/EVO

QUALIFYING - BEST SECTORS

POS	SECTOR 1		SECTOR 2		IDEAL / BEST COMPARISON			IDEAL	BEST	DIFF
	NO	TIME	NO	TIME	POS	NO	NAME			
								PERFECT LAP	49.081	
1	212	29.460	3	19.621	1	3	LAMB DEN	49.324	49.346	0.022
2	135	29.598	135	20.001	2	212	PALLET T	49.553	49.553	0.000
3	3	29.703	141	20.083	3	135	WESTON	49.599	49.704	0.105
4	190	29.806	212	20.093	4	190	WALSH	49.942	49.942	0.000
5	91	29.951	190	20.136	5	91	HIRST	50.174	50.513	0.339
6	56	30.079	91	20.223	6	141	ROSS	50.288	50.673	0.385
7	164	30.083	40	20.229	7	164	TUSTIN	50.425	50.487	0.062
8	169	30.183	169	20.274	8	169	CUNNINGHAM	50.457	50.603	0.146
9	141	30.205	440	20.283	9	56	MILLS	50.478	50.642	0.164
10	440	30.240	164	20.342	10	440	EVERTON	50.523	50.600	0.077
11	35	30.296	56	20.399	11	5	MACRAE	50.792	50.967	0.175
12	5	30.368	5	20.424	12	44	DUTTON	50.905	50.947	0.042
13	44	30.397	44	20.508	13	40	LORD	50.926	51.205	0.279
14	818	30.483	87	20.529	14	818	BARKER	51.091	51.091	0.000
15	87	30.669	54	20.551	15	35	DICKINSON	51.138	51.190	0.052
16	40	30.697	818	20.608	16	87	DOOLAN	51.198	51.464	0.266
17	153	30.787	910	20.704	17	54	ANDERTON	51.567	51.598	0.031
18	178	30.957	38	20.797	18	910	GOWER	51.806	51.868	0.062
19	54	31.016	67	20.800	19	38	COOMBS	51.822	51.822	0.000
20	38	31.025	28	20.826	20	178	BLOOMFIELD	51.822	51.822	0.000
21	910	31.102	35	20.842	21	153	HICKMOTT	51.899	51.899	0.000
22	67	31.127	178	20.865	22	67	ANSELL	51.927	52.370	0.443
23	83	31.310	83	20.982	23	28	WALKER	52.191	52.191	0.000
24	61	31.339	55	20.999	24	83	SIGGS	52.292	52.435	0.143
25	28	31.365	61	21.050	25	61	GAMBLE	52.389	52.739	0.350
26	115	31.630	115	21.090	26	115	MAHER	52.720	53.043	0.323
27	888	31.848	153	21.112	27	55	BEHAL	53.013	53.315	0.302
28	74	31.949	74	21.169	28	74	VAUGHAN	53.118	53.118	0.000
29	55	32.014	71	21.405	29	888	ELLIOTT	53.487	53.771	0.284
30	77	32.022	52	21.509	30	52	EGGINTON	53.579	53.579	0.000
31	52	32.070	130	21.587	31	77	HOBBS	53.694	53.874	0.180
32	71	32.449	84	21.590	32	71	RANSOME	53.854	54.012	0.158
33	130	32.479	888	21.639	33	130	BARRETT	54.066	54.198	0.132
34	6	32.607	77	21.672	34	84	HIGGINS	54.359	54.359	0.000
35	84	32.769	7	21.765	35	6	FAITH	54.660	54.992	0.332
36	46	32.895	6	22.053	36	46	FINCH	54.971	55.027	0.056
37	7	33.211	46	22.076	37	7	O'HARA	54.976	55.167	0.191
38					38	565	KERSHAW		51.652	
39					39	65	MONTINI		52.880	

BMCRC-MRO Championships 2025 - Rnd 1 @ Brands Hatch Indy

DART MRO 600 inc Clubman 600 & GP2/EVO

QUALIFYING - STATISTICS

Competitors Started 39
Planned Start 2025-03-15 @ 10:45:00.000
Actual Start 2025-03-15 @ 12:06:31.010
Finish Time 2025-03-15 @ 12:21:32.293
Track Length 1.2079mi.
Total Laps 553
Total Distance Covered 667.9939mi.

Session Fastest Lap History

NO	CL	NAME	LAP TIME	TIME OF DAY	LAP	VEHICLE
212		Matt PALLETT	51.821	12:07:50.673	1	Kawasaki ZX636
190		Glenn WALSH	51.779	12:07:54.524	1	Triumph 675
212		Matt PALLETT	50.508	12:08:41.181	2	Kawasaki ZX636
3		Joey LAMB DEN	50.457	12:09:34.530	3	Kawasaki 636
190		Glenn WALSH	50.380	12:10:27.771	4	Triumph 675
212		Matt PALLETT	50.331	12:11:13.879	5	Kawasaki ZX636
212		Matt PALLETT	50.298	12:12:04.177	6	Kawasaki ZX636
190		Glenn WALSH	49.942	12:12:09.525	6	Triumph 675
212		Matt PALLETT	49.940	12:14:35.417	9	Kawasaki ZX636
135		Zack WESTON	49.890	12:15:28.766	10	Yamaha R6
3		Joey LAMB DEN	49.465	12:18:03.418	13	Kawasaki 636
3		Joey LAMB DEN	49.346	12:19:42.647	15	Kawasaki 636

Flag History

TYPE	TIME OF DAY
GREEN	12:06:31.010
FINISH	12:21:32.293

Flag Statistics

TYPE	COUNT	TOTAL LAPS	TOTAL TIME
Green	1	18	15:58.895
Red	0	0	0.000
Safety Car	0	0	0.000
FCY	0	0	0.000

BMCRC-MRO Championships 2025 - Rnd 1 @ Brands Hatch Indy

DART MRO 600 inc Clubman 600 & GP2/EVO

QUALIFYING - STATISTICS

CLASS :

17 Starters

Fastest Lap History

NO	NAME	LAP TIME	TIME OF DAY	LAP	VEHICLE
212	Matt PALLETT	51.821	12:07:50.673	1	Kawasaki ZX636
190	Glenn WALSH	51.779	12:07:54.524	1	Triumph 675
212	Matt PALLETT	50.508	12:08:41.181	2	Kawasaki ZX636
3	Joey LAMBDEN	50.457	12:09:34.530	3	Kawasaki 636
190	Glenn WALSH	50.380	12:10:27.771	4	Triumph 675
212	Matt PALLETT	50.331	12:11:13.879	5	Kawasaki ZX636
212	Matt PALLETT	50.298	12:12:04.177	6	Kawasaki ZX636
190	Glenn WALSH	49.942	12:12:09.525	6	Triumph 675
212	Matt PALLETT	49.940	12:14:35.417	9	Kawasaki ZX636
135	Zack WESTON	49.890	12:15:28.766	10	Yamaha R6
3	Joey LAMBDEN	49.465	12:18:03.418	13	Kawasaki 636
3	Joey LAMBDEN	49.346	12:19:42.647	15	Kawasaki 636

BMCRC-MRO Championships 2025 - Rnd 1 @ Brands Hatch Indy

DART MRO 600 inc Clubman 600 & GP2/EVO

QUALIFYING - STATISTICS

CLASS : C

21 Starters

Fastest Lap History

NO	NAME	LAP TIME	TIME OF DAY	LAP	VEHICLE
28	Tom WALKER	54.181	12:07:51.818	1	Yamaha R6
87	Ben DOOLAN	54.021	12:07:53.763	1	Yamaha R6
28	Tom WALKER	53.307	12:08:45.125	2	Yamaha R6
87	Ben DOOLAN	51.802	12:08:45.588	2	Yamaha R6
40	James LORD	51.565	12:11:26.253	5	
164	Michael TUSTIN	51.306	12:12:28.712	6	Yamaha R6
40	James LORD	51.205	12:14:01.605	8	
164	Michael TUSTIN	50.873	12:14:11.018	8	Yamaha R6
164	Michael TUSTIN	50.498	12:19:18.180	14	Yamaha R6
164	Michael TUSTIN	50.487	12:20:59.772	16	Yamaha R6

BMCRC-MRO Championships 2025 - Rnd 1 @ Brands Hatch Indy

DART MRO 600 inc Clubman 600 & GP2/EVO

QUALIFYING - STATISTICS

CLASS : EVO

1 Starters

Fastest Lap History

NO	NAME	LAP TIME	TIME OF DAY	LAP	VEHICLE
818	Alex BARKER	52.322	12:07:54.315	1	Triumph 765 DAYTONA
818	Alex BARKER	51.091	12:09:38.041	3	Triumph 765 DAYTONA



BMCRC-MRO Championships 2025 - Rnd 1 @ Brands Hatch Indy
DART MRO 600 inc Clubman 600 & GP2/EVO
RACE 9 - GRID (18 Laps)

ROW 13	39	55.167	7	Shaun O'HARA	38	55.027	46	Matthew FINCH	37	54.992	6	Gareth FAITH
ROW 12	36	54.359	84	George HIGGINS	35	54.198	130	Tom BARRETT	34	54.012	71	David RANSOME
ROW 11	33	53.874	77	Oliver HOBBS	32	53.771	888	Kirt ELLIOTT	31	53.579	52	James EGGINTON
ROW 10	30	53.315	55	Aditya Singh BEHAL	29	53.118	74	Tom VAUGHAN	28	53.043	115	Brian MAHER
ROW 9	27	52.880	65	Frank MONTINI	26	52.739	61	Jason GAMBLE	25	52.435	83	Jason SIGGS
ROW 8	24	52.370	67	Edward ANSELL	23	52.191	28	Tom WALKER	22	51.899	153	Aaron HICKMOTT
ROW 7	21	51.868	910	Harry GOWER	20	51.822	38	Paul COOMBS	19	51.822	178	Paul BLOOMFIELD
ROW 6	18	51.652	565	Louis KERSHAW	17	51.598	54	Jake ANDERTON	16	51.464	87	Ben DOOLAN
ROW 5	15	51.205	40	James LORD	14	51.190	35	Kai DICKINSON	13	51.091	818	Alex BARKER
ROW 4	12	50.967	5	Luke MACRAE	11	50.947	44	James DUTTON	10	50.673	141	Henry ROSS
ROW 3	9	50.642	56	Michael MILLS	8	50.603	169	Gareth CUNNINGHAM	7	50.600	440	Elijah EVERTON
ROW 2	6	50.513	91	Sam HIRST	5	50.487	164	Michael TUSTIN	4	49.942	190	Glenn WALSH
ROW 1	3	49.704	135	Zack WESTON	2	49.553	212	Matt PALLETT	1	49.346	3	Joey LAMBDEN

Pole



These results are provisional until the conclusion of any judicial and technical matters.

Brands Hatch Indy: 1.2079 miles

Clerk Of Course:	Timekeeper:	<i>Craig Smith</i>	
------------------	-------------	--------------------	--

Results can be found at www.tsl-timing.com

Printed - 12:24 Saturday, 15 March 2025





BMCRC-MRO Championships 2025 - Rnd 1 @ Brands Hatch Indy

DART MRO 600 inc Clubman 600 & GP2/EVO

RACE 9 - CLASSIFICATION

Race Distance: 18 Laps / 21.74 miles

POS	NO	CL	PIC	NAME	ENTRY	LAPS	TIME	GAP	DIFF	MPH	BEST	ON	GRD	↑↓
1	212		1	Matt PALLETT	Kawasaki ZX636 - In:timber	18	14:59.010			87.06	48.889	18	2	1
2	3		2	Joey LAMBDEN	Kawasaki 636 -	18	14:59.303	0.293	0.293	87.03	48.938	18	1	-1
3	440*		3	Elijah EVERTON	KAWASAKI NINJA 600 -	18	15:01.036	2.026	1.733	86.87	49.282	13	7	4
4	135		4	Zack WESTON	Yamaha R6 - Speedy Freight - NW Racing	18	15:01.231	2.221	0.195	86.85	49.316	16	3	-1
5	56		5	Michael MILLS	Yamaha R6 - A51 Racing, The Wokingham Bar Company	18	15:01.459	2.449	0.228	86.83	49.011	16	9	4
6	164		6	Michael TUSTIN	Yamaha R6 - Keder Greenhouse	18	15:04.512	5.502	3.053	86.53	49.411	9	5	-1
7	91		7	Sam HIRST	Kawasaki ZX-636 - Team Valley Racing	18	15:18.586	19.576	14.074	85.21	50.297	6	6	-1
8	141		8	Henry ROSS	Yamaha R6 -	18	15:19.764	20.754	1.178	85.10	49.512	12	10	2
9	169		9	Gareth CUNNINGHAM	Yamaha R6 -	18	15:27.154	28.144	7.390	84.42	50.171	10	8	-1
10	178	C	1	Paul BLOOMFIELD	Yamaha R6 - Martello transport	18	15:28.721	29.711	1.567	84.28	50.584	18	19	9
11	87	C	2	Ben DOOLAN	Yamaha R6 - my wallet	18	15:35.937	36.927	7.216	83.63	51.033	3	16	5
12	35		10	Kai DICKINSON	Yamaha R6 - Dad	18	15:36.229	37.219	0.292	83.60	50.708	16	14	2
13	44		11	James DUTTON	Yamaha R6 - AMR Motorcycles	18	15:36.260	37.250	0.031	83.60	50.911	10	11	-2
14	28	C	3	Tom WALKER	Yamaha R6 - TRW Racing	18	15:36.397	37.387	0.137	83.59	50.241	18	23	9
15	910	C	4	Harry GOWER	Triumph DAYTONA 765 - RG Racing	18	15:36.569	37.559	0.172	83.57	50.630	11	21	6
16	153	C	5	Aaron HICKMOTT	Kawasaki ZX6R - Me, Myself & I	18	15:40.600	41.590	4.031	83.21	51.256	12	22	6
17	54	C	6	Jake ANDERTON	Yamaha R6 - Hunter Racing	18	15:40.806	41.796	0.206	83.19	51.016	14	17	0
18	565		12	Louis KERSHAW	Kawasaki 636 - Shape Associates/Kingfisher Farm Antiques	18	15:42.622	43.612	1.816	83.03	50.789	15	18	0
19	38	C	7	Paul COOMBS	Triumph 675R DAYTONA -	18	15:45.110	46.100	2.488	82.82	51.240	16	20	1
20	83		13	Jason SIGGS	Yamaha R6 - J Siggs Construction	18	15:45.384	46.374	0.274	82.79	51.078	17	25	5
21	67	C	8	Edward ANSELL	Triumph 675 - ketchup Racing	18	15:48.906	49.896	3.522	82.48	51.691	15	24	3
22	40	C	9	James LORD	-	17	15:00.805	1 Lap	1 Lap	82.06	51.160	10	15	-7
23	65*	C	10	Frank MONTINI	Triumph DAYTONA 675R - Sara Johnson	17	15:13.660	1 Lap	12.855	80.91	51.508	15	27	4
24	55		14	Aditya Singh BEHAL	Yamaha YZF-R6 -	17	15:13.801	1 Lap	0.141	80.89	52.494	17	30	6
25	888		15	Kirt ELLIOTT	Yamaha R6 -	17	15:17.439	1 Lap	3.638	80.57	52.809	7	32	7
26	74	C	11	Tom VAUGHAN	Yamaha R6 - Lamonde Automation Ltd, Smiths Mechanical!	17	15:17.812	1 Lap	0.373	80.54	52.725	15	29	3
27	61	C	12	Jason GAMBLE	Kawasaki ZX6R - #TeamRace	17	15:23.828	1 Lap	6.016	80.02	51.509	17	26	-1
28	52	C	13	James EGGINTON	Kawasaki ZX6R - Advance Computer Services - www.ACS.c	17	15:23.911	1 Lap	0.083	80.01	53.165	15	31	3
29	84	C	14	George HIGGINS	Yamaha R6 - Aztec Racing	17	15:31.025	1 Lap	7.114	79.40	53.650	17	36	7
30	46	C	15	Matthew FINCH	Triumph DAYTONA 675 - Greenways Gardening	17	15:35.777	1 Lap	4.752	78.99	53.544	15	38	8
31	77	C	16	Oliver HOBBS	Kawasaki ZX6R - Skyline Roofing centres	17	15:40.682	1 Lap	4.905	78.58	53.799	10	33	2
32	130	C	17	Tom BARRETT	Yamaha R6 -	17	15:41.134	1 Lap	0.452	78.55	53.724	14	35	3
33	71	C	18	David RANSOME	Yamaha YZF R6 -	17	15:43.070	1 Lap	1.936	78.38	54.056	16	34	1

NOT CLASSIFIED

DNF	190			Glenn WALSH	Triumph 675 - Walters Medical/Moto46	12	10:06.332	6 Laps	5 Laps	86.06	49.285	9	4
DNF	6	C		Gareth FAITH	Kawasaki ZX6R - Silramoto	10	9:08.592	8 Laps	2 Laps	79.26	52.770	10	37
DNF	115	C		Brian MAHER	Yamaha R6 - Spraytech /Espresso Solutions	7	6:13.957	11 Laps	3 Laps	81.40	51.166	7	28
DNF	5			Luke MACRAE	Triumph 765 - Northlands Fencing/ EPS Pumps	0							12

FASTEST LAP

212				Matt PALLETT	Kawasaki ZX636 - In:timber	18	48.889			88.94 mph		143.14 kph
28	C			Tom WALKER	Yamaha R6 - TRW Racing	18	50.241			86.55 mph		139.29 kph

* No. 65 - Please fit a working transponder
 * No. 440 - Transponder stopped working after lap 7, please check
 Class - 92.5% of Race Speed = 80.53 mph
 Class C - 92.5% of Race Speed = 77.95 mph

Weather / Track : Cloudy / Dry

These results are provisional until the conclusion of any judicial and technical matters.

Date: 15/03/2025 Start: 15:29 Finish: 15:44

Brands Hatch Indy: 1.2079 miles

Clerk Of Course:

Timekeeper:

Craig Smith



BMCRC-MRO Championships 2025 - Rnd 1 @ Brands Hatch Indy

DART MRO 600 inc Clubman 600 & GP2/EVO

RACE 9 - LAP CHART

LAP 1 @ 15:29:58.372

NO	BEHIND	LAP TIME
212		54.944
135	0.274	55.218
3	0.560	55.504
164	0.793	55.737
190	0.863	55.807
56	1.497	56.441
440	1.813	56.757
91	1.862	56.806
44	4.121	59.065
169	4.273	59.217
141	4.445	59.389
87	4.582	59.526
178	4.629	59.573
35	5.616	1:00.560
67	5.851	1:00.795
54	5.935	1:00.879
83	6.113	1:01.057
153	6.296	1:01.240
28	6.476	1:01.420
115	6.547	1:01.491
38	6.733	1:01.677
910	6.791	1:01.735
74	7.449	1:02.393
565	7.877	1:02.821
888	8.029	1:02.973
61	8.272	1:03.216
65	8.839	1:03.783
55	8.967	1:03.911
52	9.248	1:04.192
46	9.885	1:04.829
84	10.375	1:05.319
6	10.526	1:05.470
71	10.943	1:05.887
40	11.221	1:06.165
77	11.827	1:06.771
130	12.175	1:07.119

LAP 2 @ 15:30:48.569

NO	BEHIND	LAP TIME
212		50.197
135	0.362	50.285
190	0.509	49.843
3	0.859	50.496
164	1.075	50.479
56	1.303	50.003
440	1.456	49.840
91	2.410	50.745
169	5.841	51.765
178	6.155	51.723
87	6.752	52.367
44	7.057	53.133
141	7.097	52.849
35	8.468	53.049
67	8.659	53.005
153	9.056	52.957
54	9.185	53.447
83	9.562	53.646
28	9.606	53.327
910	9.676	53.082
115	10.582	54.232
38	10.641	54.105
74	11.230	53.978
565	11.305	53.625

Weather / Track : Cloudy / Dry

888	12.028	54.196
61	12.293	54.218
55	13.429	54.659
52	13.468	54.417
65	14.079	55.437
46	14.376	54.688
84	14.900	54.722
6	15.291	54.962
40	15.419	54.395
71	16.300	55.554
77	17.987	56.357
130	18.317	56.339

LAP 3 @ 15:31:38.524

NO	BEHIND	LAP TIME
212		49.955
135	0.262	49.855
190	0.336	49.782
164	0.804	49.684
3	0.884	49.980
440	1.504	50.003
56	1.860	50.512
91	3.030	50.575
169	6.952	51.066
178	7.494	51.294
87	7.830	51.033
141	8.424	51.282
44	8.692	51.590
35	10.730	52.217
67	10.953	52.249
153	11.225	52.124
54	11.451	52.221
28	11.572	51.921
910	11.581	51.860
83	12.300	52.693
115	12.768	52.141
38	13.535	52.849
74	14.212	52.937
565	14.277	52.927
888	15.664	53.591
61	15.891	53.553
55	16.324	52.850
52	17.469	53.956
40	18.226	52.762
65	18.552	54.428
46	18.959	54.538
84	19.480	54.535
6	19.640	54.304
71	21.135	54.790
77	23.045	55.013
130	23.265	54.903

LAP 4 @ 15:32:28.292

NO	BEHIND	LAP TIME
212		49.768
135	0.226	49.732
190	0.314	49.746
164	0.734	49.698
3	0.806	49.690
440	1.444	49.708
56	1.734	49.642
91	3.822	50.560
169	8.295	51.111
178	9.119	51.393
141	9.465	50.809

87	9.684	51.622
44	10.715	51.791
35	12.972	52.010
153	13.182	51.725
67	13.557	52.372
28	13.797	51.993
910	14.062	52.249
115	14.483	51.483
54	14.820	53.137
83	15.165	52.633
38	16.090	52.323
565	16.258	51.749
74	17.425	52.981
888	18.880	52.984
61	19.070	52.947
55	19.223	52.667
52	21.189	53.488
40	21.275	52.817
65	22.442	53.658
46	23.287	54.096
6	23.483	53.611
84	24.264	54.552
71	26.371	55.004
77	27.419	54.142
130	27.748	54.251

LAP 5 @ 15:33:18.142

NO	BEHIND	LAP TIME
135		49.624
212	0.349	50.199
190	0.591	50.127
3	0.670	49.714
164	0.719	49.835
440	1.126	49.532
56	1.431	49.547
91	4.444	50.472
169	9.648	51.203
178	10.695	51.426
141	10.728	51.113
87	11.110	51.276
44	12.379	51.514
35	14.759	51.637
153	14.848	51.516
28	15.240	51.293
910	16.160	51.948
115	16.246	51.613
67	16.325	52.618
54	16.541	51.571
83	17.559	52.244
38	18.670	52.430
565	18.972	52.564
74	20.455	52.880
888	22.466	53.436
61	22.561	53.341
55	22.631	53.258
40	22.837	51.412
52	25.160	53.821
65	25.628	53.036
6	27.038	53.405
46	28.040	54.603
84	28.469	54.055
71	31.711	55.190
77	32.342	54.773
130	32.669	54.771

LAP 6 @ 15:34:07.742

NO	BEHIND	LAP TIME
135		49.600
212	0.122	49.373
3	0.378	49.308
190	0.449	49.458
164	0.858	49.739
440	0.987	49.461
56	1.285	49.454
91	5.141	50.297
169	11.527	51.479
178	12.474	51.379
141	12.521	51.393
87	13.062	51.552
44	14.038	51.259
35	16.665	51.506
153	17.089	51.841
28	17.234	51.594
910	18.227	51.667
115	18.477	51.831
67	19.099	52.374
54	19.224	52.283
83	20.008	52.049
38	21.027	51.957
565	21.194	51.822
74	24.121	53.266
61	25.021	52.060
55	25.570	52.539
888	26.155	53.289
40	26.230	52.993
52	29.495	53.935
65	29.534	53.506
6	30.285	52.847
84	32.791	53.922
46	33.911	55.471
71	37.030	54.919
77	37.676	54.934
130	37.895	54.826

LAP 7 @ 15:34:57.402

NO	BEHIND	LAP TIME
135		49.660
3	0.084	49.366
190	0.428	49.639
212	0.512	50.050
440	0.660	49.333
164	1.232	50.034
56	1.290	49.665
91	5.887	50.406
169	13.145	51.278
141	13.906	51.045
178	14.027	51.213
87	14.847	51.445
44	15.799	51.421
35	18.486	51.481
153	19.033	51.604
28	19.151	51.577
910	19.764	51.197
115	19.983	51.166
67	21.676	52.237
54	21.751	52.187
83	22.416	52.068
38	23.154	51.787
565	23.509	51.975
74	28.084	53.623

55	28.677	52.767
888	29.304	52.809
40	29.369	52.799
52	33.442	53.607
65	33.595	53.720
6	33.911	53.286
84	37.025	53.894
46	38.486	54.235
61	42.648	1:07.287
77	42.944	54.928
71	43.209	55.839
130	43.487	55.252

LAP 8 @ 15:35:47.026

NO	BEHIND	LAP TIME
3		49.540
135	0.182	49.806
212	0.261	49.373
190	0.503	49.699
440	0.679	49.643
56	1.099	49.433
164	1.483	49.875
91	7.270	51.007
141	14.395	50.113
169	14.593	51.072
178	15.339	50.936
87	16.512	51.289
44	17.524	51.349
35	20.494	51.632
28	20.765	51.238
910	21.149	51.009
153	21.663	52.254
54	23.854	51.727
67	24.509	52.457
83	25.052	52.260
38	25.196	51.666
565	25.638	51.753
74	32.859	54.399
40	32.938	53.193
55	32.968	53.915
888	33.291	53.611
52	38.434	54.616
6	38.706	54.419
65	39.081	55.110
84	41.719	54.318
46	43.726	54.864
61	47.318	54.294
77	48.291	54.971

LAP 9 @ 15:36:36.113

NO	BEHIND	LAP TIME
3		49.087
71	1 Lap	55.735
130	1 Lap	55.705
190	0.701	49.285
212	0.791	49.617
440	1.140	49.548
135	1.402	50.307
56	1.572	49.560
164	1.807	49.411
91	9.323	51.140
141	15.426	50.118
169	16.413	50.907
178	17.747	51.495
87	18.828	51.403

BMCRC-MRO Championships 2025 - Rnd 1 @ Brands Hatch Indy

DART MRO 600 inc Clubman 600 & GP2/EVO

RACE 9 - LAP CHART

44	19.633	51.196
35	22.821	51.414
910	23.210	51.148
28	23.233	51.555
153	24.100	51.524
54	26.434	51.667
67	27.993	52.571
38	28.174	52.065
83	28.241	52.276
565	28.602	52.051
40	35.200	51.349
888	37.680	53.476
55	37.823	53.942
74	38.276	54.504
65	42.330	52.336
52	42.924	53.577
6	43.137	53.518
84	46.826	54.194

LAP 10 @ 15:37:25.993

NO	BEHIND	LAP TIME
----	--------	----------

3		49.880
212	0.543	49.632
46	1 Lap	56.170
440	1.034	49.774
61	1 Lap	53.093
190	1.484	50.663
135	1.718	50.196
56	1.875	50.183
164	2.239	50.312
77	1 Lap	54.958
71	1 Lap	54.794
130	1 Lap	55.195
91	10.171	50.728
141	15.325	49.779
169	16.704	50.171
178	18.923	51.056
87	20.032	51.084
44	20.664	50.911
35	24.008	51.067
910	24.651	51.321
28	24.950	51.597
153	25.490	51.270
54	27.695	51.141
38	30.016	51.722
67	30.346	52.233
565	30.476	51.754
83	30.881	52.520
40	36.480	51.160
888	40.811	53.011
55	40.937	52.994
74	41.776	53.380
65	44.599	52.149
6	46.027	52.770
52	46.932	53.888

LAP 11 @ 15:38:15.688

NO	BEHIND	LAP TIME
----	--------	----------

3		49.695
212	0.372	49.524
440	0.721	49.382
84	1 Lap	54.170
135	1.529	49.506
56	2.139	49.959
164	3.262	50.718

190	3.740	51.951
46	1 Lap	54.105
61	1 Lap	53.986
77	1 Lap	53.799
71	1 Lap	54.523
130	1 Lap	53.951
91	10.943	50.467
141	15.618	49.988
169	17.216	50.207
178	20.159	50.931
87	21.585	51.248
44	21.934	50.965
35	25.465	51.152
910	25.586	50.630
28	26.090	50.835
153	27.061	51.266
54	29.202	51.202
38	31.633	51.312
565	31.842	51.061
67	32.893	52.242
83	33.260	52.074
40	38.802	52.017
55	44.697	53.455
888	44.724	53.608
74	44.930	52.849
65	47.059	52.155

LAP 12 @ 15:39:05.637

NO	BEHIND	LAP TIME
----	--------	----------

3		49.949
212	0.168	49.745
440	0.289	49.517
52	1 Lap	54.020
135	1.490	49.910
56	2.027	49.837
164	3.327	50.014
190	4.123	50.332
84	1 Lap	54.164
61	1 Lap	52.345
46	1 Lap	53.827
91	11.942	50.948
77	1 Lap	54.433
130	1 Lap	53.764
71	1 Lap	54.525
141	15.181	49.512
169	17.438	50.171
178	21.123	50.913
87	22.864	51.228
44	23.220	51.235
35	26.867	51.351
910	26.937	51.300
28	27.145	51.004
153	28.368	51.256
87	22.864	51.228
44	23.220	51.235
35	26.867	51.351
910	26.937	51.300
28	27.145	51.004
153	28.368	51.256
54	30.611	51.358
565	32.986	51.093
38	33.716	52.032
67	34.713	51.769
83	34.926	51.615
40	40.470	51.617
55	47.609	52.861
888	48.366	53.591
74	48.793	53.812
65	49.070	51.960

LAP 13 @ 15:39:55.062

NO	BEHIND	LAP TIME
----	--------	----------

3		49.425
440	0.146	49.282
212	0.453	49.710
135	1.520	49.455
56	2.157	49.555
164	3.690	49.788
52	1 Lap	53.354
84	1 Lap	53.762
61	1 Lap	52.189
91	13.500	50.983
46	1 Lap	54.343
141	16.475	50.719
77	1 Lap	54.606
130	1 Lap	53.840
169	19.328	51.315
71	1 Lap	54.257
178	22.557	50.859
87	24.778	51.339
44	25.141	51.346
35	28.621	51.179
910	28.956	51.444
28	29.039	51.319
153	30.378	51.435
54	32.672	51.486
565	34.464	50.903
38	36.087	51.796
83	37.517	52.016
67	37.631	52.343
40	42.755	51.710

LAP 14 @ 15:40:45.129

NO	BEHIND	LAP TIME
----	--------	----------

3		50.067
440	0.700	50.621
212	0.801	50.415
55	1 Lap	52.851
135	1.541	50.088
888	1 Lap	52.941
56	2.273	50.183
74	1 Lap	53.643
65	1 Lap	53.439
164	3.404	49.781
52	1 Lap	53.562
84	1 Lap	53.860
61	1 Lap	53.025
91	14.089	50.656
141	16.739	50.331
46	1 Lap	54.009
169	21.773	52.512
77	1 Lap	53.866
130	1 Lap	54.166
178	23.365	50.875
71	1 Lap	54.114
87	26.617	51.906
44	26.733	51.659
35	29.733	51.179
910	29.973	51.084
28	30.188	51.216
153	31.659	51.348
54	33.621	51.016
565	35.868	51.471
38	37.549	51.529
83	38.755	51.305

67	39.498	51.934
40	44.442	51.754

LAP 15 @ 15:41:34.328

NO	BEHIND	LAP TIME
----	--------	----------

3		49.199
212	0.589	48.987
440	1.765	50.264
135	2.063	49.721
56	2.816	49.742
164	4.453	50.248
55	1 Lap	53.176
888	1 Lap	53.671
65	1 Lap	52.538
74	1 Lap	53.445
52	1 Lap	53.478
91	15.591	50.701
61	1 Lap	52.148
141	18.174	50.634
84	1 Lap	54.075
46	1 Lap	54.181
169	23.446	50.872
178	25.685	51.519
77	1 Lap	53.960
130	1 Lap	53.724
71	1 Lap	54.142
87	28.781	51.363
44	28.932	51.398
35	31.386	50.852
910	31.754	50.980
28	31.962	50.973
153	33.886	51.426
54	35.477	51.055
565	37.458	50.789
38	39.641	51.291
83	40.869	51.313
67	41.990	51.691
40	46.891	51.648

LAP 16 @ 15:42:23.851

NO	BEHIND	LAP TIME
----	--------	----------

3		49.523
212	0.181	49.115
440	1.660	49.418
135	1.856	49.316
56	2.304	49.011
164	4.732	49.802
55	1 Lap	52.822
65	1 Lap	51.508
888	1 Lap	53.263
74	1 Lap	52.725
52	1 Lap	53.165
91	16.681	50.613
141	19.291	50.640
61	1 Lap	52.078
84	1 Lap	53.854
169	24.943	51.020
178	27.008	50.846
46	1 Lap	53.544
77	1 Lap	53.994
130	1 Lap	53.995
87	31.577	52.319
44	31.847	52.438
35	32.571	50.708
910	33.232	51.001

28	33.495	51.056
71	1 Lap	54.705
153	36.036	51.673
54	37.057	51.103
565	39.323	51.388
38	41.358	51.240
83	42.544	51.198
67	44.684	52.217
40	48.692	51.324

LAP 17 @ 15:43:13.549

NO	BEHIND	LAP TIME
----	--------	----------

212		49.517
3	0.244	49.942
440	1.460	49.498
135	1.695	49.537
56	2.059	49.453
164	4.690	49.656
65	1 Lap	52.196
55	1 Lap	52.640
888	1 Lap	53.614
74	1 Lap	53.444
91	17.980	50.997
141	20.117	50.524
52	1 Lap	53.597
61	1 Lap	52.539
169	26.179	50.934
84	1 Lap	53.979
178	28.016	50.706
46	1 Lap	54.171
87	34.247	52.368
44	34.920	52.771
35	35.177	52.304
910	35.753	52.219
28	36.035	52.238
77	1 Lap	55.013
130	1 Lap	55.001
153	37.894	51.556
71	1 Lap	54.056
54	38.464	51.105
565	40.643	51.018
38	43.327	51.667
83	43.924	51.078
67	46.809	51.823

LAP 18 @ 15:44:02.438

NO	BEHIND	LAP TIME
----	--------	----------

212		48.889
3	0.293	48.938
40	1 Lap	51.690
440	2.026	49.455
135	2.221	49.415
56	2.449	49.279
164	5.502	49.701
65	1 Lap	52.700
55	1 Lap	52.494
888	1 Lap	53.375
74	1 Lap	53.553
91	19.576	50.485
141	20.754	49.526
61	1 Lap	51.509
52	1 Lap	53.238
169	28.144	50.854
178	29.711	50.584
84	1 Lap	53.650

BMCRC-MRO Championships 2025 - Rnd 1 @ Brands Hatch Indy

DART MRO 600 inc Clubman 600 & GP2/EVO

RACE 9 - LAP CHART

46	1 Lap	54.103
87	36.927	51.569
35	37.219	50.931
44	37.250	51.219
28	37.387	50.241
910	37.559	50.695
153	41.590	52.585
77	1 Lap	54.164
54	41.796	52.221
130	1 Lap	54.332
565	43.612	51.858
71	1 Lap	55.036
38	46.100	51.662
83	46.374	51.339
67	49.896	51.976

BMCRC-MRO Championships 2025 - Rnd 1 @ Brands Hatch Indy

DART MRO 600 inc Clubman 600 & GP2/EVO

RACE 9 - POSITION CHART

No	Name	Lap Pos																		
			1	2	3	4	5	6	7	8	9	10	11	12	13	14	15	16	17	18
3	LAMB DEN	1	212	212	212	212	135	135	135	3	3	3	3	3	3	3	3	3	212	212
212	PALLET T	2	135	135	135	135	212	212	3	135	190	212	212	212	440	440	212	212	3	3
135	WESTON	3	3	190	190	190	190	3	190	212	212	440	440	440	212	212	440	440	440	440
190	WALSH	4	164	3	164	164	3	190	212	190	440	190	135	135	135	135	135	135	135	135
164	TUSTIN	5	190	164	3	3	164	164	440	440	135	135	56	56	56	56	56	56	56	56
91	HIRST	6	56	56	440	440	440	440	164	56	56	56	164	164	164	164	164	164	164	164
440	EVERTON	7	440	440	56	56	56	56	56	164	164	164	190	190	91	91	91	91	91	91
169	CUNNINGHAM	8	91	91	91	91	91	91	91	91	91	91	91	91	141	141	141	141	141	141
56	MILLS	9	44	169	169	169	169	169	169	141	141	141	141	141	169	169	169	169	169	169
141	ROSS	10	169	178	178	178	178	178	141	169	169	169	169	169	178	178	178	178	178	178
44	DUTTON	11	141	87	87	141	141	141	178	178	178	178	178	178	87	87	87	87	87	87
5	MACRAE	12	87	44	141	87	87	87	87	87	87	87	87	87	44	44	44	44	44	35
818	BARKER	13	178	141	44	44	44	44	44	44	44	44	44	44	35	35	35	35	35	44
35	DICKINSON	14	35	35	35	35	35	35	35	35	35	35	35	35	910	910	910	910	910	28
40	LORD	15	67	67	67	153	153	153	153	28	910	910	910	910	28	28	28	28	28	910
87	DOOLAN	16	54	153	153	67	28	28	28	910	28	28	28	28	153	153	153	153	153	153
54	ANDERTON	17	83	54	54	28	910	910	910	153	153	153	153	153	54	54	54	54	54	54
565	KERSHAW	18	153	83	28	910	115	115	115	54	54	54	54	54	565	565	565	565	565	565
178	BLOOMFIELD	19	28	28	910	115	67	67	67	67	67	38	38	565	38	38	38	38	38	38
38	COOMBS	20	115	910	83	54	54	54	54	83	38	67	565	38	83	83	83	83	83	83
910	GOWER	21	38	115	115	83	83	83	83	38	83	565	67	67	67	67	67	67	67	67
153	HICKMOTT	22	910	38	38	38	38	38	38	565	565	83	83	83	40	40	40	40	40	40
28	WALKER	23	74	74	74	565	565	565	565	74	40	40	40	40	55	55	55	65	65	65
67	ANSELL	24	565	565	565	74	74	74	74	40	888	888	55	55	888	888	65	55	55	55
83	SIGGS	25	888	888	888	888	888	61	55	55	55	55	888	888	74	65	888	888	888	888
61	GAMBLE	26	61	61	61	61	61	55	888	888	74	74	74	74	65	74	74	74	74	74
65	MONTINI	27	65	55	55	55	55	888	40	52	65	65	65	65	52	52	52	52	52	61
115	MAHER	28	55	52	52	52	40	40	52	6	52	6	52	52	84	61	61	61	61	52
74	VAUGHAN	29	52	65	40	40	52	52	65	65	6	52	84	84	61	84	84	84	84	84
55	BEHAL	30	46	46	65	65	65	65	6	84	84	84	61	61	46	46	46	46	46	46
52	EGGINTON	31	84	84	46	46	6	6	84	46	46	46	46	46	77	77	77	77	77	77
888	ELLIOTT	32	6	6	84	6	46	84	46	61	61	61	77	77	130	130	130	130	130	130
77	HOBBS	33	71	40	6	84	84	46	61	77	77	77	130	130	71	71	71	71	71	71
71	RANSOME	34	40	71	71	71	71	71	77	71	71	71	71	71						
130	BARRETT	35	77	77	77	77	77	77	71	130	130	130								
84	HIGGINS	36	130	130	130	130	130	130	130											
6	FAITH	37																		
46	FINCH	38																		

BMCRC-MRO Championships 2025 - Rnd 1 @ Brands Hatch Indy

DART MRO 600 inc Clubman 600 & GP2/EVO

RACE 9 - SECTOR ANALYSIS



SECTOR 1 = FL to I1, SECTOR 2 = I1 to FL, DIFF = Difference To Personal Best Lap, P = Crossed Finish Line in Pit Lane, D = Time Disallowed

P1		212		Matt PALLETT		Kawasaki ZX636 - In:timber	
IDEAL LAP TIME : 48.888		BEST LAP TIME : 48.889		DIFFERENCE : 0.001			
LAP	SECTOR 1	SECTOR 2	LAP TIME	MPH	DIFF	TIME OF DAY	
1 -		20.332	54.944	79.14	6.055	15:29:58.372	
2 -	29.989	20.208	50.197	86.63	1.308	15:30:48.569	
3 -	29.737	20.218	49.955	87.05	1.066	15:31:38.524	
4 -	29.535	20.233	49.768	87.37	0.879	15:32:28.292	
5 -	30.107	20.092	50.199	86.62	1.310	15:33:18.491	
6 -	29.523	19.850	49.373	88.07	0.484	15:34:07.864	
7 -	30.189	19.861	50.050	86.88	1.161	15:34:57.914	
8 -	29.518	19.855	49.373	88.07	0.484	15:35:47.287	
9 -	29.619	19.998	49.617	87.64	0.728	15:36:36.904	
10 -	29.634	19.998	49.632	87.61	0.743	15:37:26.536	
11 -	29.542	19.982	49.524	87.80	0.635	15:38:16.060	
12 -	29.626	20.119	49.745	87.41	0.856	15:39:05.805	
13 -	29.976	19.734	49.710	87.47	0.821	15:39:55.515	
14 -	29.983	20.432	50.415	86.25	1.526	15:40:45.930	
15 -	29.170	19.817	48.987 (2)	88.77	0.098	15:41:34.917	
16 -	29.374	19.741	49.115 (3)	88.53	0.226	15:42:24.032	
17 -	29.596	19.921	49.517	87.82	0.628	15:43:13.549	
18 -	29.171	19.718	48.889 (1)	88.94		15:44:02.438	

P2		3		Joey LAMB DEN		Kawasaki 636 -	
IDEAL LAP TIME : 48.841		BEST LAP TIME : 48.938		DIFFERENCE : 0.097			
LAP	SECTOR 1	SECTOR 2	LAP TIME	MPH	DIFF	TIME OF DAY	
1 -		20.402	55.504	78.34	6.566	15:29:58.932	
2 -	30.471	20.025	50.496	86.11	1.558	15:30:49.428	
3 -	30.095	19.885	49.980	87.00	1.042	15:31:39.408	
4 -	29.876	19.814	49.690	87.51	0.752	15:32:29.098	
5 -	29.854	19.860	49.714	87.47	0.776	15:33:18.812	
6 -	29.543	19.765	49.308	88.19	0.370	15:34:08.120	
7 -	29.712	19.654	49.366	88.08	0.428	15:34:57.486	
8 -	29.607	19.933	49.540	87.77	0.602	15:35:47.026	
9 -	29.431	19.656	49.087 (2)	88.58	0.149	15:36:36.113	
10 -	29.755	20.125	49.880	87.18	0.942	15:37:25.993	
11 -	29.585	20.110	49.695	87.50	0.757	15:38:15.688	
12 -	29.941	20.008	49.949	87.06	1.011	15:39:05.637	
13 -	29.829	19.596	49.425	87.98	0.487	15:39:55.062	
14 -	30.071	19.996	50.067	86.85	1.129	15:40:45.129	
15 -	29.424	19.775	49.199 (3)	88.38	0.261	15:41:34.328	
16 -	29.664	19.859	49.523	87.80	0.585	15:42:23.851	
17 -	29.975	19.967	49.942	87.07	1.004	15:43:13.793	
18 -	29.245	19.693	48.938 (1)	88.85		15:44:02.731	

BMCRC-MRO Championships 2025 - Rnd 1 @ Brands Hatch Indy

DART MRO 600 inc Clubman 600 & GP2/EVO

RACE 9 - SECTOR ANALYSIS



SECTOR 1 = FL to I1, SECTOR 2 = I1 to FL, DIFF = Difference To Personal Best Lap, P = Crossed Finish Line in Pit Lane, D = Time Disallowed

P3 440		Elijah EVERTON		KAWASAKI NINJA 600 -			
IDEAL LAP TIME : 49.274		BEST LAP TIME : 49.282		DIFFERENCE : 0.008			
LAP	SECTOR 1	SECTOR 2	LAP TIME	MPH	DIFF	TIME OF DAY	
1 -		20.326	56.757	76.61	7.475	15:30:00.185	
2 -	29.936	19.904	49.840	87.25	0.558	15:30:50.025	
3 -	29.912	20.091	50.003	86.96	0.721	15:31:40.028	
4 -	29.831	19.877	49.708	87.48	0.426	15:32:29.736	
5 -	29.656	19.876	49.532	87.79	0.250	15:33:19.268	
6 -	29.620	19.841	49.461	87.91	0.179	15:34:08.729	
7 -	29.679	19.654	49.333 (2)	88.14	0.051	15:34:58.062	
8 -			49.643	87.59	0.361	15:35:47.705	
9 -			49.548	87.76	0.266	15:36:37.253	
10 -			49.774	87.36	0.492	15:37:27.027	
11 -			49.382 (3)	88.06	0.100	15:38:16.409	
12 -			49.517	87.82	0.235	15:39:05.926	
13 -			49.282 (1)	88.23		15:39:55.208	
14 -			50.621	85.90	1.339	15:40:45.829	
15 -			50.264	86.51	0.982	15:41:36.093	
16 -			49.418	87.99	0.136	15:42:25.511	
17 -			49.498	87.85	0.216	15:43:15.009	
18 -			49.455	87.93	0.173	15:44:04.464	

P4 135		Zack WESTON		Yamaha R6 - Speedy Freight - NW Racing			
IDEAL LAP TIME : 49.170		BEST LAP TIME : 49.316		DIFFERENCE : 0.146			
LAP	SECTOR 1	SECTOR 2	LAP TIME	MPH	DIFF	TIME OF DAY	
1 -		20.304	55.218	78.75	5.902	15:29:58.646	
2 -	30.177	20.108	50.285	86.47	0.969	15:30:48.931	
3 -	29.704	20.151	49.855	87.22	0.539	15:31:38.786	
4 -	29.674	20.058	49.732	87.44	0.416	15:32:28.518	
5 -	29.717	19.907	49.624	87.63	0.308	15:33:18.142	
6 -	29.562	20.038	49.600	87.67	0.284	15:34:07.742	
7 -	29.641	20.019	49.660	87.56	0.344	15:34:57.402	
8 -	29.611	20.195	49.806	87.31	0.490	15:35:47.208	
9 -	30.506	19.801	50.307	86.44	0.991	15:36:37.515	
10 -	30.391	19.805	50.196	86.63	0.880	15:37:27.711	
11 -	29.624	19.882	49.506	87.83	0.190	15:38:17.217	
12 -	29.443	20.467	49.910	87.12	0.594	15:39:07.127	
13 -	29.488	19.967	49.455 (3)	87.93	0.139	15:39:56.582	
14 -	29.813	20.275	50.088	86.81	0.772	15:40:46.670	
15 -	29.680	20.041	49.721	87.46	0.405	15:41:36.391	
16 -	29.369	19.947	49.316 (1)	88.17		15:42:25.707	
17 -	29.525	20.012	49.537	87.78	0.221	15:43:15.244	
18 -	29.398	20.017	49.415 (2)	88.00	0.099	15:44:04.659	

BMCRC-MRO Championships 2025 - Rnd 1 @ Brands Hatch Indy

DART MRO 600 inc Clubman 600 & GP2/EVO

RACE 9 - SECTOR ANALYSIS



SECTOR 1 = FL to I1, SECTOR 2 = I1 to FL, DIFF = Difference To Personal Best Lap, P = Crossed Finish Line in Pit Lane, D = Time Disallowed

P5 56 Michael MILLS		Yamaha R6 - A51 Racing, The Wokingham Bar Company				
IDEAL LAP TIME : 48.941		BEST LAP TIME : 49.011		DIFFERENCE : 0.070		
LAP	SECTOR 1	SECTOR 2	LAP TIME	MPH	DIFF	TIME OF DAY
1 -		20.475	56.441	77.04	7.430	15:29:59.869
2 -	29.987	20.016	50.003	86.96	0.992	15:30:49.872
3 -	30.264	20.248	50.512	86.09	1.501	15:31:40.384
4 -	29.721	19.921	49.642	87.59	0.631	15:32:30.026
5 -	29.611	19.936	49.547	87.76	0.536	15:33:19.573
6 -	29.551	19.903	49.454	87.93	0.443	15:34:09.027
7 -	29.754	19.911	49.665	87.55	0.654	15:34:58.692
8 -	29.424	20.009	49.433 (3)	87.96	0.422	15:35:48.125
9 -	29.726	19.834	49.560	87.74	0.549	15:36:37.685
10 -	30.309	19.874	50.183	86.65	1.172	15:37:27.868
11 -	30.165	19.794	49.959	87.04	0.948	15:38:17.827
12 -	29.748	20.089	49.837	87.25	0.826	15:39:07.664
13 -	29.559	19.996	49.555	87.75	0.544	15:39:57.219
14 -	29.721	20.462	50.183	86.65	1.172	15:40:47.402
15 -	29.858	19.884	49.742	87.42	0.731	15:41:37.144
16 -	29.147	19.864	49.011 (1)	88.72		15:42:26.155
17 -	29.358	20.095	49.453	87.93	0.442	15:43:15.608
18 -	29.308	19.971	49.279 (2)	88.24	0.268	15:44:04.887

P6 164 Michael TUSTIN		Yamaha R6 - Keder Greenhouse				
IDEAL LAP TIME : 49.245		BEST LAP TIME : 49.411		DIFFERENCE : 0.166		
LAP	SECTOR 1	SECTOR 2	LAP TIME	MPH	DIFF	TIME OF DAY
1 -		20.265	55.737	78.01	6.326	15:29:59.165
2 -	30.469	20.010	50.479	86.14	1.068	15:30:49.644
3 -	29.708	19.976	49.684 (3)	87.52	0.273	15:31:39.328
4 -	29.782	19.916	49.698	87.50	0.287	15:32:29.026
5 -	29.697	20.138	49.835	87.26	0.424	15:33:18.861
6 -	29.816	19.923	49.739	87.42	0.328	15:34:08.600
7 -	29.979	20.055	50.034	86.91	0.623	15:34:58.634
8 -	29.651	20.224	49.875	87.19	0.464	15:35:48.509
9 -	29.510	19.901	49.411 (1)	88.00		15:36:37.920
10 -	30.269	20.043	50.312	86.43	0.901	15:37:28.232
11 -	30.540	20.178	50.718	85.74	1.307	15:38:18.950
12 -	29.344	20.670	50.014	86.94	0.603	15:39:08.964
13 -	29.727	20.061	49.788	87.34	0.377	15:39:58.752
14 -	29.632	20.149	49.781	87.35	0.370	15:40:48.533
15 -	29.731	20.517	50.248	86.54	0.837	15:41:38.781
16 -	29.707	20.095	49.802	87.31	0.391	15:42:28.583
17 -	29.608	20.048	49.656 (2)	87.57	0.245	15:43:18.239
18 -	29.645	20.056	49.701	87.49	0.290	15:44:07.940

BMCRC-MRO Championships 2025 - Rnd 1 @ Brands Hatch Indy

DART MRO 600 inc Clubman 600 & GP2/EVO

RACE 9 - SECTOR ANALYSIS



SECTOR 1 = FL to I1, SECTOR 2 = I1 to FL, DIFF = Difference To Personal Best Lap, P = Crossed Finish Line in Pit Lane, D = Time Disallowed

P7 91 Sam HIRST		Kawasaki ZX-636 - Team Valley Racing				
IDEAL LAP TIME : 50.051		BEST LAP TIME : 50.297		DIFFERENCE : 0.246		
LAP	SECTOR 1	SECTOR 2	LAP TIME	MPH	DIFF	TIME OF DAY
1 -		20.598	56.806	76.55	6.509	15:30:00.234
2 -	30.404	20.341	50.745	85.69	0.448	15:30:50.979
3 -	30.233	20.342	50.575	85.98	0.278	15:31:41.554
4 -	30.044	20.516	50.560	86.00	0.263	15:32:32.114
5 -	30.075	20.397	50.472	86.15	0.175	15:33:22.586
6 -	29.858	20.439	50.297 (1)	86.45		15:34:12.883
7 -	30.106	20.300	50.406 (2)	86.27	0.109	15:35:03.289
8 -	30.438	20.569	51.007	85.25	0.710	15:35:54.296
9 -	30.575	20.565	51.140	85.03	0.843	15:36:45.436
10 -	30.415	20.313	50.728	85.72	0.431	15:37:36.164
11 -	30.274	20.193	50.467 (3)	86.16	0.170	15:38:26.631
12 -	30.494	20.454	50.948	85.35	0.651	15:39:17.579
13 -	30.217	20.766	50.983	85.29	0.686	15:40:08.562
14 -	30.424	20.232	50.656	85.84	0.359	15:40:59.218
15 -	30.360	20.341	50.701	85.76	0.404	15:41:49.919
16 -	30.249	20.364	50.613	85.91	0.316	15:42:40.532
17 -	30.449	20.548	50.997	85.27	0.700	15:43:31.529
18 -	30.019	20.466	50.485	86.13	0.188	15:44:22.014

P8 141 Henry ROSS		Yamaha R6 -				
IDEAL LAP TIME : 49.436		BEST LAP TIME : 49.512		DIFFERENCE : 0.076		
LAP	SECTOR 1	SECTOR 2	LAP TIME	MPH	DIFF	TIME OF DAY
1 -		21.264	59.389	73.22	9.877	15:30:02.817
2 -	31.893	20.956	52.849	82.28	3.337	15:30:55.666
3 -	30.888	20.394	51.282	84.79	1.770	15:31:46.948
4 -	30.479	20.330	50.809	85.58	1.297	15:32:37.757
5 -	30.382	20.731	51.113	85.07	1.601	15:33:28.870
6 -	30.979	20.414	51.393	84.61	1.881	15:34:20.263
7 -	30.641	20.404	51.045	85.19	1.533	15:35:11.308
8 -	29.780	20.333	50.113	86.77	0.601	15:36:01.421
9 -	30.175	19.943	50.118	86.76	0.606	15:36:51.539
10 -	29.878	19.901	49.779 (3)	87.35	0.267	15:37:41.318
11 -	29.967	20.021	49.988	86.99	0.476	15:38:31.306
12 -	29.774	19.738	49.512 (1)	87.82		15:39:20.818
13 -	30.532	20.187	50.719	85.73	1.207	15:40:11.537
14 -	30.059	20.272	50.331	86.40	0.819	15:41:01.868
15 -	30.072	20.562	50.634	85.88	1.122	15:41:52.502
16 -	30.192	20.448	50.640	85.87	1.128	15:42:43.142
17 -	30.171	20.353	50.524	86.07	1.012	15:43:33.666
18 -	29.698	19.828	49.526 (2)	87.80	0.014	15:44:23.192

BMCRC-MRO Championships 2025 - Rnd 1 @ Brands Hatch Indy

DART MRO 600 inc Clubman 600 & GP2/EVO

RACE 9 - SECTOR ANALYSIS



SECTOR 1 = FL to I1, SECTOR 2 = I1 to FL, DIFF = Difference To Personal Best Lap, P = Crossed Finish Line in Pit Lane, D = Time Disallowed

P9 169		Gareth CUNNINGHAM		Yamaha R6 -			
IDEAL LAP TIME : 50.148		BEST LAP TIME : 50.171		DIFFERENCE : 0.023			
LAP	SECTOR 1	SECTOR 2	LAP TIME	MPH	DIFF	TIME OF DAY	
1 -		21.283	59.217	73.43	9.046	15:30:02.645	
2 -	31.196	20.569	51.765	84.00	1.594	15:30:54.410	
3 -	30.533	20.533	51.066	85.15	0.895	15:31:45.476	
4 -	30.582	20.529	51.111	85.08	0.940	15:32:36.587	
5 -	30.612	20.591	51.203	84.92	1.032	15:33:27.790	
6 -	30.795	20.684	51.479	84.47	1.308	15:34:19.269	
7 -	30.541	20.737	51.278	84.80	1.107	15:35:10.547	
8 -	30.460	20.612	51.072	85.14	0.901	15:36:01.619	
9 -	30.705	20.202	50.907	85.42	0.736	15:36:52.526	
10 -	30.022	20.149	50.171 (1)	86.67		15:37:42.697	
11 -	30.001	20.206	50.207 (3)	86.61	0.036	15:38:32.904	
12 -	29.999	20.172	50.171 (1)	86.67		15:39:23.075	
13 -	30.352	20.963	51.315	84.74	1.144	15:40:14.390	
14 -	31.055	21.457	52.512	82.81	2.341	15:41:06.902	
15 -	30.452	20.420	50.872	85.48	0.701	15:41:57.774	
16 -	30.554	20.466	51.020	85.23	0.849	15:42:48.794	
17 -	30.296	20.638	50.934	85.37	0.763	15:43:39.728	
18 -	30.381	20.473	50.854	85.51	0.683	15:44:30.582	

P10 178 C		Paul BLOOMFIELD		Yamaha R6 - Martello transport			
IDEAL LAP TIME : 50.436		BEST LAP TIME : 50.584		DIFFERENCE : 0.148			
LAP	SECTOR 1	SECTOR 2	LAP TIME	MPH	DIFF	TIME OF DAY	
1 -		21.093	59.573	72.99	8.989	15:30:03.001	
2 -	31.054	20.669	51.723	84.07	1.139	15:30:54.724	
3 -	30.609	20.685	51.294	84.77	0.710	15:31:46.018	
4 -	30.711	20.682	51.393	84.61	0.809	15:32:37.411	
5 -	30.543	20.883	51.426	84.56	0.842	15:33:28.837	
6 -	30.801	20.578	51.379	84.63	0.795	15:34:20.216	
7 -	30.544	20.669	51.213	84.91	0.629	15:35:11.429	
8 -	30.454	20.482	50.936	85.37	0.352	15:36:02.365	
9 -	30.914	20.581	51.495	84.44	0.911	15:36:53.860	
10 -	30.528	20.528	51.056	85.17	0.472	15:37:44.916	
11 -	30.494	20.437	50.931	85.38	0.347	15:38:35.847	
12 -	30.472	20.441	50.913	85.41	0.329	15:39:26.760	
13 -	30.485	20.374	50.859	85.50	0.275	15:40:17.619	
14 -	30.333	20.542	50.875	85.47	0.291	15:41:08.494	
15 -	30.700	20.819	51.519	84.40	0.935	15:42:00.013	
16 -	30.392	20.454	50.846 (3)	85.52	0.262	15:42:50.859	
17 -	30.392	20.314	50.706 (2)	85.76	0.122	15:43:41.565	
18 -	30.481	20.103	50.584 (1)	85.96		15:44:32.149	

BMCRC-MRO Championships 2025 - Rnd 1 @ Brands Hatch Indy

DART MRO 600 inc Clubman 600 & GP2/EVO

RACE 9 - SECTOR ANALYSIS



SECTOR 1 = FL to I1, SECTOR 2 = I1 to FL, DIFF = Difference To Personal Best Lap, P = Crossed Finish Line in Pit Lane, D = Time Disallowed

P11 87 C		Ben DOOLAN		Yamaha R6 - my wallet			
IDEAL LAP TIME : 50.735		BEST LAP TIME : 51.033		DIFFERENCE : 0.298			
LAP	SECTOR 1	SECTOR 2	LAP TIME	MPH	DIFF	TIME OF DAY	
1 -		21.196	59.526	73.05	8.493	15:30:02.954	
2 -	31.349	21.018	52.367	83.04	1.334	15:30:55.321	
3 -	30.227	20.806	51.033 (1)	85.21		15:31:46.354	
4 -	30.561	21.061	51.622	84.23	0.589	15:32:37.976	
5 -	30.488	20.788	51.276	84.80	0.243	15:33:29.252	
6 -	30.987	20.565	51.552	84.35	0.519	15:34:20.804	
7 -	30.605	20.840	51.445	84.52	0.412	15:35:12.249	
8 -	30.554	20.735	51.289	84.78	0.256	15:36:03.538	
9 -	30.752	20.651	51.403	84.59	0.370	15:36:54.941	
10 -	30.561	20.523	51.084 (2)	85.12	0.051	15:37:46.025	
11 -	30.593	20.655	51.248	84.85	0.215	15:38:37.273	
12 -	30.720	20.508	51.228 (3)	84.88	0.195	15:39:28.501	
13 -	30.605	20.734	51.339	84.70	0.306	15:40:19.840	
14 -	31.111	20.795	51.906	83.77	0.873	15:41:11.746	
15 -	30.670	20.693	51.363	84.66	0.330	15:42:03.109	
16 -	31.390	20.929	52.319	83.11	1.286	15:42:55.428	
17 -	31.574	20.794	52.368	83.03	1.335	15:43:47.796	
18 -	30.877	20.692	51.569	84.32	0.536	15:44:39.365	

P12 35		Kai DICKINSON		Yamaha R6 - Dad			
IDEAL LAP TIME : 50.458		BEST LAP TIME : 50.708		DIFFERENCE : 0.250			
LAP	SECTOR 1	SECTOR 2	LAP TIME	MPH	DIFF	TIME OF DAY	
1 -		21.878	1:00.560	71.80	9.852	15:30:03.988	
2 -	31.741	21.308	53.049	81.97	2.341	15:30:57.037	
3 -	30.958	21.259	52.217	83.27	1.509	15:31:49.254	
4 -	30.902	21.108	52.010	83.61	1.302	15:32:41.264	
5 -	30.703	20.934	51.637	84.21	0.929	15:33:32.901	
6 -	30.603	20.903	51.506	84.42	0.798	15:34:24.407	
7 -	30.697	20.784	51.481	84.47	0.773	15:35:15.888	
8 -	30.653	20.979	51.632	84.22	0.924	15:36:07.520	
9 -	30.717	20.697	51.414	84.58	0.706	15:36:58.934	
10 -	30.332	20.735	51.067	85.15	0.359	15:37:50.001	
11 -	30.440	20.712	51.152	85.01	0.444	15:38:41.153	
12 -	30.604	20.747	51.351	84.68	0.643	15:39:32.504	
13 -	30.280	20.899	51.179	84.96	0.471	15:40:23.683	
14 -	30.298	20.881	51.179	84.96	0.471	15:41:14.862	
15 -	30.214	20.638	50.852 (2)	85.51	0.144	15:42:05.714	
16 -	30.046	20.662	50.708 (1)	85.75		15:42:56.422	
17 -	31.589	20.715	52.304	83.14	1.596	15:43:48.726	
18 -	30.519	20.412	50.931 (3)	85.38	0.223	15:44:39.657	

BMCRC-MRO Championships 2025 - Rnd 1 @ Brands Hatch Indy

DART MRO 600 inc Clubman 600 & GP2/EVO

RACE 9 - SECTOR ANALYSIS



SECTOR 1 = FL to I1, SECTOR 2 = I1 to FL, DIFF = Difference To Personal Best Lap, P = Crossed Finish Line in Pit Lane, D = Time Disallowed

P13 44		James DUTTON		Yamaha R6 - AMR Motorcycles			
IDEAL LAP TIME : 50.815		BEST LAP TIME : 50.911		DIFFERENCE : 0.096			
LAP	SECTOR 1	SECTOR 2	LAP TIME	MPH	DIFF	TIME OF DAY	
1 -		21.355	59.065	73.62	8.154	15:30:02.493	
2 -	32.090	21.043	53.133	81.84	2.222	15:30:55.626	
3 -	30.599	20.991	51.590	84.29	0.679	15:31:47.216	
4 -	30.773	21.018	51.791	83.96	0.880	15:32:39.007	
5 -	30.642	20.872	51.514	84.41	0.603	15:33:30.521	
6 -	30.521	20.738	51.259	84.83	0.348	15:34:21.780	
7 -	30.536	20.885	51.421	84.56	0.510	15:35:13.201	
8 -	30.497	20.852	51.349	84.68	0.438	15:36:04.550	
9 -	30.485	20.711	51.196 (3)	84.94	0.285	15:36:55.746	
10 -	30.262	20.649	50.911 (1)	85.41		15:37:46.657	
11 -	30.321	20.644	50.965 (2)	85.32	0.054	15:38:37.622	
12 -	30.682	20.553	51.235	84.87	0.324	15:39:28.857	
13 -	30.530	20.816	51.346	84.69	0.435	15:40:20.203	
14 -	30.797	20.862	51.659	84.17	0.748	15:41:11.862	
15 -	30.785	20.613	51.398	84.60	0.487	15:42:03.260	
16 -	31.798	20.640	52.438	82.92	1.527	15:42:55.698	
17 -	32.114	20.657	52.771	82.40	1.860	15:43:48.469	
18 -	30.515	20.704	51.219	84.90	0.308	15:44:39.688	

P14 28 C		Tom WALKER		Yamaha R6 - TRW Racing			
IDEAL LAP TIME : 50.241		BEST LAP TIME : 50.241		DIFFERENCE : 0.000			
LAP	SECTOR 1	SECTOR 2	LAP TIME	MPH	DIFF	TIME OF DAY	
1 -		21.815	1:01.420	70.80	11.179	15:30:04.848	
2 -	32.265	21.062	53.327	81.54	3.086	15:30:58.175	
3 -	31.233	20.688	51.921	83.75	1.680	15:31:50.096	
4 -	31.043	20.950	51.993	83.63	1.752	15:32:42.089	
5 -	30.755	20.538	51.293	84.77	1.052	15:33:33.382	
6 -	30.945	20.649	51.594	84.28	1.353	15:34:24.976	
7 -	30.991	20.586	51.577	84.31	1.336	15:35:16.553	
8 -	30.621	20.617	51.238	84.87	0.997	15:36:07.791	
9 -	31.126	20.429	51.555	84.34	1.314	15:36:59.346	
10 -	31.181	20.416	51.597	84.28	1.356	15:37:50.943	
11 -	30.637	20.198	50.835 (2)	85.54	0.594	15:38:41.778	
12 -	30.702	20.302	51.004	85.26	0.763	15:39:32.782	
13 -	30.816	20.503	51.319	84.73	1.078	15:40:24.101	
14 -	30.560	20.656	51.216	84.90	0.975	15:41:15.317	
15 -	30.545	20.428	50.973 (3)	85.31	0.732	15:42:06.290	
16 -	30.392	20.664	51.056	85.17	0.815	15:42:57.346	
17 -	31.225	21.013	52.238	83.24	1.997	15:43:49.584	
18 -	30.155	20.086	50.241 (1)	86.55		15:44:39.825	

BMCRC-MRO Championships 2025 - Rnd 1 @ Brands Hatch Indy

DART MRO 600 inc Clubman 600 & GP2/EVO

RACE 9 - SECTOR ANALYSIS



SECTOR 1 = FL to I1, SECTOR 2 = I1 to FL, DIFF = Difference To Personal Best Lap, P = Crossed Finish Line in Pit Lane, D = Time Disallowed

P15 910 C		Harry GOWER		Triumph DAYTONA 765 - RG Racing		
IDEAL LAP TIME : 50.441		BEST LAP TIME : 50.630		DIFFERENCE : 0.189		
LAP	SECTOR 1	SECTOR 2	LAP TIME	MPH	DIFF	TIME OF DAY
1 -		21.566	1:01.735	70.43	11.105	15:30:05.163
2 -	32.337	20.745	53.082	81.92	2.452	15:30:58.245
3 -	31.395	20.465	51.860	83.85	1.230	15:31:50.105
4 -	31.516	20.733	52.249	83.22	1.619	15:32:42.354
5 -	31.154	20.794	51.948	83.71	1.318	15:33:34.302
6 -	31.044	20.623	51.667	84.16	1.037	15:34:25.969
7 -	30.888	20.309	51.197	84.93	0.567	15:35:17.166
8 -	30.588	20.421	51.009	85.25	0.379	15:36:08.175
9 -	30.936	20.212	51.148	85.02	0.518	15:36:59.323
10 -	30.939	20.382	51.321	84.73	0.691	15:37:50.644
11 -	30.532	20.098	50.630 (1)	85.88		15:38:41.274
12 -	31.033	20.267	51.300	84.76	0.670	15:39:32.574
13 -	30.798	20.646	51.444	84.53	0.814	15:40:24.018
14 -	30.440	20.644	51.084	85.12	0.454	15:41:15.102
15 -	30.518	20.462	50.980 (3)	85.30	0.350	15:42:06.082
16 -	30.343	20.658	51.001	85.26	0.371	15:42:57.083
17 -	31.211	21.008	52.219	83.27	1.589	15:43:49.302
18 -	30.462	20.233	50.695 (2)	85.77	0.065	15:44:39.997

P16 153 C		Aaron HICKMOTT		Kawasaki ZX6R - Me, Myself & I		
IDEAL LAP TIME : 51.079		BEST LAP TIME : 51.256		DIFFERENCE : 0.177		
LAP	SECTOR 1	SECTOR 2	LAP TIME	MPH	DIFF	TIME OF DAY
1 -		21.661	1:01.240	71.00	9.984	15:30:04.668
2 -	31.837	21.120	52.957	82.11	1.701	15:30:57.625
3 -	31.360	20.764	52.124	83.42	0.868	15:31:49.749
4 -	31.045	20.680	51.725	84.07	0.469	15:32:41.474
5 -	30.819	20.697	51.516	84.41	0.260	15:33:32.990
6 -	30.929	20.912	51.841	83.88	0.585	15:34:24.831
7 -	30.741	20.863	51.604	84.26	0.348	15:35:16.435
8 -	31.361	20.893	52.254	83.22	0.998	15:36:08.689
9 -	30.753	20.771	51.524	84.39	0.268	15:37:00.213
10 -	30.607	20.663	51.270 (3)	84.81	0.014	15:37:51.483
11 -	30.611	20.655	51.266 (2)	84.82	0.010	15:38:42.749
12 -	30.424	20.832	51.256 (1)	84.84		15:39:34.005
13 -	30.607	20.828	51.435	84.54	0.179	15:40:25.440
14 -	30.531	20.817	51.348	84.68	0.092	15:41:16.788
15 -	30.452	20.974	51.426	84.56	0.170	15:42:08.214
16 -	30.757	20.916	51.673	84.15	0.417	15:42:59.887
17 -	30.811	20.745	51.556	84.34	0.300	15:43:51.443
18 -	31.192	21.393	52.585	82.69	1.329	15:44:44.028

BMCRC-MRO Championships 2025 - Rnd 1 @ Brands Hatch Indy

DART MRO 600 inc Clubman 600 & GP2/EVO

RACE 9 - SECTOR ANALYSIS



SECTOR 1 = FL to I1, SECTOR 2 = I1 to FL, DIFF = Difference To Personal Best Lap, P = Crossed Finish Line in Pit Lane, D = Time Disallowed

P17 54 C		Jake ANDERTON		Yamaha R6 - Hunter Racing			
IDEAL LAP TIME : 50.823		BEST LAP TIME : 51.016		DIFFERENCE : 0.193			
LAP	SECTOR 1	SECTOR 2	LAP TIME	MPH	DIFF	TIME OF DAY	
1 -		22.039	1:00.879	71.42	9.863	15:30:04.307	
2 -	32.394	21.053	53.447	81.36	2.431	15:30:57.754	
3 -	31.443	20.778	52.221	83.27	1.205	15:31:49.975	
4 -	31.661	21.476	53.137	81.83	2.121	15:32:43.112	
5 -	31.034	20.537	51.571	84.32	0.555	15:33:34.683	
6 -	31.590	20.693	52.283	83.17	1.267	15:34:26.966	
7 -	31.403	20.784	52.187	83.32	1.171	15:35:19.153	
8 -	31.108	20.619	51.727	84.06	0.711	15:36:10.880	
9 -	31.053	20.614	51.667	84.16	0.651	15:37:02.547	
10 -	30.765	20.376	51.141	85.03	0.125	15:37:53.688	
11 -	30.795	20.407	51.202	84.93	0.186	15:38:44.890	
12 -	30.763	20.595	51.358	84.67	0.342	15:39:36.248	
13 -	30.850	20.636	51.486	84.46	0.470	15:40:27.734	
14 -	30.657	20.359	51.016 (1)	85.24		15:41:18.750	
15 -	30.464	20.591	51.055 (2)	85.17	0.039	15:42:09.805	
16 -	30.718	20.385	51.103 (3)	85.09	0.087	15:43:00.908	
17 -	30.652	20.453	51.105	85.09	0.089	15:43:52.013	
18 -	30.849	21.372	52.221	83.27	1.205	15:44:44.234	

P18 565		Louis KERSHAW		Kawasaki 636 - Shape Associates/Kingfisher Farm Antiques/Jur			
IDEAL LAP TIME : 50.637		BEST LAP TIME : 50.789		DIFFERENCE : 0.152			
LAP	SECTOR 1	SECTOR 2	LAP TIME	MPH	DIFF	TIME OF DAY	
1 -		22.097	1:02.821	69.22	12.032	15:30:06.249	
2 -	32.082	21.543	53.625	81.09	2.836	15:30:59.874	
3 -	31.931	20.996	52.927	82.16	2.138	15:31:52.801	
4 -	30.721	21.028	51.749	84.03	0.960	15:32:44.550	
5 -	31.493	21.071	52.564	82.72	1.775	15:33:37.114	
6 -	30.864	20.958	51.822	83.91	1.033	15:34:28.936	
7 -	30.913	21.062	51.975	83.66	1.186	15:35:20.911	
8 -	30.855	20.898	51.753	84.02	0.964	15:36:12.664	
9 -	30.910	21.141	52.051	83.54	1.262	15:37:04.715	
10 -	31.072	20.682	51.754	84.02	0.965	15:37:56.469	
11 -	30.586	20.475	51.061	85.16	0.272	15:38:47.530	
12 -	30.611	20.482	51.093	85.11	0.304	15:39:38.623	
13 -	30.236	20.667	50.903 (2)	85.42	0.114	15:40:29.526	
14 -	30.730	20.741	51.471	84.48	0.682	15:41:20.997	
15 -	30.388	20.401	50.789 (1)	85.62		15:42:11.786	
16 -	30.785	20.603	51.388	84.62	0.599	15:43:03.174	
17 -	30.489	20.529	51.018 (3)	85.23	0.229	15:43:54.192	
18 -	31.029	20.829	51.858	83.85	1.069	15:44:46.050	

BMCRC-MRO Championships 2025 - Rnd 1 @ Brands Hatch Indy

DART MRO 600 inc Clubman 600 & GP2/EVO

RACE 9 - SECTOR ANALYSIS



SECTOR 1 = FL to I1, SECTOR 2 = I1 to FL, DIFF = Difference To Personal Best Lap, P = Crossed Finish Line in Pit Lane, D = Time Disallowed

P19 38 C Paul COOMBS		Triumph 675R DAYTONA -				
IDEAL LAP TIME : 51.124		BEST LAP TIME : 51.240		DIFFERENCE : 0.116		
LAP	SECTOR 1	SECTOR 2	LAP TIME	MPH	DIFF	TIME OF DAY
1 -		21.907	1:01.677	70.50	10.437	15:30:05.105
2 -	32.580	21.525	54.105	80.37	2.865	15:30:59.210
3 -	31.882	20.967	52.849	82.28	1.609	15:31:52.059
4 -	31.211	21.112	52.323	83.11	1.083	15:32:44.382
5 -	31.511	20.919	52.430	82.94	1.190	15:33:36.812
6 -	31.007	20.950	51.957	83.69	0.717	15:34:28.769
7 -	30.943	20.844	51.787	83.97	0.547	15:35:20.556
8 -	30.964	20.702	51.666	84.16	0.426	15:36:12.222
9 -	31.268	20.797	52.065	83.52	0.825	15:37:04.287
10 -	30.996	20.726	51.722	84.07	0.482	15:37:56.009
11 -	30.590	20.722	51.312 (3)	84.74	0.072	15:38:47.321
12 -	31.387	20.645	52.032	83.57	0.792	15:39:39.353
13 -	30.755	21.041	51.796	83.95	0.556	15:40:31.149
14 -	30.658	20.871	51.529	84.39	0.289	15:41:22.678
15 -	30.644	20.647	51.291 (2)	84.78	0.051	15:42:13.969
16 -	30.479	20.761	51.240 (1)	84.86		15:43:05.209
17 -	30.886	20.781	51.667	84.16	0.427	15:43:56.876
18 -	30.814	20.848	51.662	84.17	0.422	15:44:48.538

P20 83 Jason SIGGS		Yamaha R6 - J Siggs Construction				
IDEAL LAP TIME : 51.073		BEST LAP TIME : 51.078		DIFFERENCE : 0.005		
LAP	SECTOR 1	SECTOR 2	LAP TIME	MPH	DIFF	TIME OF DAY
1 -		21.752	1:01.057	71.22	9.979	15:30:04.485
2 -	32.475	21.171	53.646	81.06	2.568	15:30:58.131
3 -	31.914	20.779	52.693	82.52	1.615	15:31:50.824
4 -	31.279	21.354	52.633	82.62	1.555	15:32:43.457
5 -	31.293	20.951	52.244	83.23	1.166	15:33:35.701
6 -	31.109	20.940	52.049	83.54	0.971	15:34:27.750
7 -	31.098	20.970	52.068	83.51	0.990	15:35:19.818
8 -	31.312	20.948	52.260	83.21	1.182	15:36:12.078
9 -	31.054	21.222	52.276	83.18	1.198	15:37:04.354
10 -	31.758	20.762	52.520	82.79	1.442	15:37:56.874
11 -	31.411	20.663	52.074	83.50	0.996	15:38:48.948
12 -	31.011	20.604	51.615	84.25	0.537	15:39:40.563
13 -	31.127	20.889	52.016	83.60	0.938	15:40:32.579
14 -	30.624	20.681	51.305 (3)	84.75	0.227	15:41:23.884
15 -	30.633	20.680	51.313	84.74	0.235	15:42:15.197
16 -	30.567	20.631	51.198 (2)	84.93	0.120	15:43:06.395
17 -	30.469	20.609	51.078 (1)	85.13		15:43:57.473
18 -	30.529	20.810	51.339	84.70	0.261	15:44:48.812

BMCRC-MRO Championships 2025 - Rnd 1 @ Brands Hatch Indy

DART MRO 600 inc Clubman 600 & GP2/EVO

RACE 9 - SECTOR ANALYSIS



SECTOR 1 = FL to I1, SECTOR 2 = I1 to FL, DIFF = Difference To Personal Best Lap, P = Crossed Finish Line in Pit Lane, D = Time Disallowed

P21 67 C		Edward ANSELL		Triumph 675 - ketchup Racing			
IDEAL LAP TIME : 51.575		BEST LAP TIME : 51.691		DIFFERENCE : 0.116			
LAP	SECTOR 1	SECTOR 2	LAP TIME	MPH	DIFF	TIME OF DAY	
1 -		21.780	1:00.795	71.52	9.104	15:30:04.223	
2 -	31.959	21.046	53.005	82.04	1.314	15:30:57.228	
3 -	31.369	20.880	52.249	83.22	0.558	15:31:49.477	
4 -	31.287	21.085	52.372	83.03	0.681	15:32:41.849	
5 -	31.468	21.150	52.618	82.64	0.927	15:33:34.467	
6 -	31.552	20.822	52.374	83.02	0.683	15:34:26.841	
7 -	31.337	20.900	52.237	83.24	0.546	15:35:19.078	
8 -	31.650	20.807	52.457	82.89	0.766	15:36:11.535	
9 -	31.386	21.185	52.571	82.71	0.880	15:37:04.106	
10 -	31.478	20.755	52.233	83.25	0.542	15:37:56.339	
11 -	31.497	20.745	52.242	83.23	0.551	15:38:48.581	
12 -	30.929	20.840	51.769 (2)	84.00	0.078	15:39:40.350	
13 -	31.142	21.201	52.343	83.07	0.652	15:40:32.693	
14 -	31.212	20.722	51.934	83.73	0.243	15:41:24.627	
15 -	31.012	20.679	51.691 (1)	84.12		15:42:16.318	
16 -	31.187	21.030	52.217	83.27	0.526	15:43:08.535	
17 -	30.939	20.884	51.823 (3)	83.91	0.132	15:44:00.358	
18 -	30.896	21.080	51.976	83.66	0.285	15:44:52.334	

P22 40 C		James LORD		-			
IDEAL LAP TIME : 50.944		BEST LAP TIME : 51.160		DIFFERENCE : 0.216			
LAP	SECTOR 1	SECTOR 2	LAP TIME	MPH	DIFF	TIME OF DAY	
1 -		23.498	1:06.165	65.72	15.005	15:30:09.593	
2 -	32.687	21.708	54.395	79.94	3.235	15:31:03.988	
3 -	31.609	21.153	52.762	82.41	1.602	15:31:56.750	
4 -	31.471	21.346	52.817	82.33	1.657	15:32:49.567	
5 -	30.863	20.549	51.412	84.58	0.252	15:33:40.979	
6 -	31.806	21.187	52.993	82.05	1.833	15:34:33.972	
7 -	31.854	20.945	52.799	82.36	1.639	15:35:26.771	
8 -	31.930	21.263	53.193	81.75	2.033	15:36:19.964	
9 -	30.945	20.404	51.349 (3)	84.68	0.189	15:37:11.313	
10 -	30.622	20.538	51.160 (1)	85.00		15:38:02.473	
11 -	30.944	21.073	52.017	83.59	0.857	15:38:54.490	
12 -	31.009	20.608	51.617	84.24	0.457	15:39:46.107	
13 -	30.936	20.774	51.710	84.09	0.550	15:40:37.817	
14 -	31.193	20.561	51.754	84.02	0.594	15:41:29.571	
15 -	30.993	20.655	51.648	84.19	0.488	15:42:21.219	
16 -	30.788	20.536	51.324 (2)	84.72	0.164	15:43:12.543	
17 -	31.368	20.322	51.690	84.12	0.530	15:44:04.233	

BMCRC-MRO Championships 2025 - Rnd 1 @ Brands Hatch Indy

DART MRO 600 inc Clubman 600 & GP2/EVO

RACE 9 - SECTOR ANALYSIS



SECTOR 1 = FL to I1, SECTOR 2 = I1 to FL, DIFF = Difference To Personal Best Lap, P = Crossed Finish Line in Pit Lane, D = Time Disallowed

P23 65 C		Frank MONTINI		Triumph DAYTONA 675R - Sara Johnson			
IDEAL LAP TIME :		BEST LAP TIME : 51.508		DIFFERENCE :			
LAP	SECTOR 1	SECTOR 2	LAP TIME	MPH	DIFF	TIME OF DAY	
1 -			1:03.783	68.17	12.275	15:30:07.211	
2 -			55.437	78.44	3.929	15:31:02.648	
3 -			54.428	79.89	2.920	15:31:57.076	
4 -			53.658	81.04	2.150	15:32:50.734	
5 -			53.036	81.99	1.528	15:33:43.770	
6 -			53.506	81.27	1.998	15:34:37.276	
7 -			53.720	80.94	2.212	15:35:30.997	
8 -			55.110	78.90	3.602	15:36:26.107	
9 -			52.336	83.09	0.828	15:37:18.443	
10 -			52.149 (3)	83.38	0.641	15:38:10.592	
11 -			52.155	83.37	0.647	15:39:02.747	
12 -			51.960 (2)	83.69	0.452	15:39:54.707	
13 -			53.439	81.37	1.931	15:40:48.146	
14 -			52.538	82.77	1.030	15:41:40.684	
15 -			51.508 (1)	84.42		15:42:32.192	
16 -			52.196	83.31	0.688	15:43:24.388	
17 -			52.700	82.51	1.192	15:44:17.088	

P24 55		Aditya Singh BEHAL		Yamaha YZF-R6 -			
IDEAL LAP TIME : 52.322		BEST LAP TIME : 52.494		DIFFERENCE : 0.172			
LAP	SECTOR 1	SECTOR 2	LAP TIME	MPH	DIFF	TIME OF DAY	
1 -		22.309	1:03.911	68.04	11.417	15:30:07.339	
2 -	33.042	21.617	54.659	79.55	2.165	15:31:01.998	
3 -	32.068	20.782	52.850	82.28	0.356	15:31:54.848	
4 -	31.796	20.871	52.667	82.56	0.173	15:32:47.515	
5 -	32.151	21.107	53.258	81.65	0.764	15:33:40.773	
6 -	31.540	20.999	52.539 (2)	82.76	0.045	15:34:33.312	
7 -	31.811	20.956	52.767	82.41	0.273	15:35:26.079	
8 -	32.798	21.117	53.915	80.65	1.421	15:36:19.994	
9 -	32.641	21.301	53.942	80.61	1.448	15:37:13.936	
10 -	32.137	20.857	52.994	82.05	0.500	15:38:06.930	
11 -	32.175	21.280	53.455	81.35	0.961	15:39:00.385	
12 -	31.765	21.096	52.861	82.26	0.367	15:39:53.246	
13 -	31.879	20.972	52.851	82.28	0.357	15:40:46.097	
14 -	31.924	21.252	53.176	81.77	0.682	15:41:39.273	
15 -	31.718	21.104	52.822	82.32	0.328	15:42:32.095	
16 -	31.728	20.912	52.640 (3)	82.61	0.146	15:43:24.735	
17 -	31.705	20.789	52.494 (1)	82.84		15:44:17.229	

P25 888		Kirt ELLIOTT		Yamaha R6 -			
IDEAL LAP TIME : 52.568		BEST LAP TIME : 52.809		DIFFERENCE : 0.241			
LAP	SECTOR 1	SECTOR 2	LAP TIME	MPH	DIFF	TIME OF DAY	
1 -		22.036	1:02.973	69.05	10.164	15:30:06.401	
2 -	32.596	21.600	54.196	80.23	1.387	15:31:00.597	
3 -	32.073	21.518	53.591	81.14	0.782	15:31:54.188	
4 -	31.703	21.281	52.984 (3)	82.07	0.175	15:32:47.172	
5 -	31.881	21.555	53.436	81.37	0.627	15:33:40.608	
6 -	31.946	21.343	53.289	81.60	0.480	15:34:33.897	
7 -	31.663	21.146	52.809 (1)	82.34		15:35:26.706	
8 -	32.395	21.216	53.611	81.11	0.802	15:36:20.317	
9 -	32.158	21.318	53.476	81.31	0.667	15:37:13.793	
10 -	31.671	21.340	53.011	82.03	0.202	15:38:06.804	
11 -	31.790	21.818	53.608	81.11	0.799	15:39:00.412	
12 -	32.069	21.522	53.591	81.14	0.782	15:39:54.003	
13 -	31.422	21.519	52.941 (2)	82.14	0.132	15:40:46.944	
14 -	32.075	21.596	53.671	81.02	0.862	15:41:40.615	
15 -	31.800	21.463	53.263	81.64	0.454	15:42:33.878	
16 -	31.955	21.659	53.614	81.10	0.805	15:43:27.492	
17 -	31.789	21.586	53.375	81.47	0.566	15:44:20.867	

BMCRC-MRO Championships 2025 - Rnd 1 @ Brands Hatch Indy

DART MRO 600 inc Clubman 600 & GP2/EVO

RACE 9 - SECTOR ANALYSIS



SECTOR 1 = FL to I1, SECTOR 2 = I1 to FL, DIFF = Difference To Personal Best Lap, P = Crossed Finish Line in Pit Lane, D = Time Disallowed

P26 74 C Tom VAUGHAN		Yamaha R6 - Lamonde Automation Ltd, Smiths Mechanical Sup				
IDEAL LAP TIME : 52.683		BEST LAP TIME : 52.725		DIFFERENCE : 0.042		
LAP	SECTOR 1	SECTOR 2	LAP TIME	MPH	DIFF	TIME OF DAY
1 -		21.837	1:02.393	69.69	9.668	15:30:05.821
2 -	32.269	21.709	53.978	80.56	1.253	15:30:59.799
3 -	31.770	21.167	52.937	82.14	0.212	15:31:52.736
4 -	31.740	21.241	52.981	82.07	0.256	15:32:45.717
5 -	31.688	21.192	52.880 (3)	82.23	0.155	15:33:38.597
6 -	31.771	21.495	53.266	81.63	0.541	15:34:31.863
7 -	32.076	21.547	53.623	81.09	0.898	15:35:25.486
8 -	32.752	21.647	54.399	79.93	1.674	15:36:19.885
9 -	32.997	21.507	54.504	79.78	1.779	15:37:14.389
10 -	32.001	21.379	53.380	81.46	0.655	15:38:07.769
11 -	31.588	21.261	52.849 (2)	82.28	0.124	15:39:00.618
12 -	32.050	21.762	53.812	80.81	1.087	15:39:54.430
13 -	32.393	21.250	53.643	81.06	0.918	15:40:48.073
14 -	32.070	21.375	53.445	81.36	0.720	15:41:41.518
15 -	31.630	21.095	52.725 (1)	82.47		15:42:34.243
16 -	31.848	21.596	53.444	81.36	0.719	15:43:27.687
17 -	31.935	21.618	53.553	81.20	0.828	15:44:21.240

P27 61 C Jason GAMBLE		Kawasaki ZX6R - #TeamRace				
IDEAL LAP TIME : 51.347		BEST LAP TIME : 51.509		DIFFERENCE : 0.162		
LAP	SECTOR 1	SECTOR 2	LAP TIME	MPH	DIFF	TIME OF DAY
1 -		21.983	1:03.216	68.78	11.707	15:30:06.644
2 -	32.420	21.798	54.218	80.20	2.709	15:31:00.862
3 -	32.028	21.525	53.553	81.20	2.044	15:31:54.415
4 -	31.636	21.311	52.947	82.13	1.438	15:32:47.362
5 -	32.010	21.331	53.341	81.52	1.832	15:33:40.703
6 -	30.999	21.061	52.060 (2)	83.53	0.551	15:34:32.763
7 -	44.546	22.741	1:07.287	64.62	15.778	15:35:40.050
8 -	32.801	21.493	54.294	80.09	2.785	15:36:34.344
9 -	32.129	20.964	53.093	81.90	1.584	15:37:27.437
10 -	32.483	21.503	53.986	80.55	2.477	15:38:21.423
11 -	31.480	20.865	52.345	83.07	0.836	15:39:13.768
12 -	31.222	20.967	52.189	83.32	0.680	15:40:05.957
13 -	31.804	21.221	53.025	82.01	1.516	15:40:58.982
14 -	31.356	20.792	52.148	83.38	0.639	15:41:51.130
15 -	31.199	20.879	52.078 (3)	83.50	0.569	15:42:43.208
16 -	31.443	21.096	52.539	82.76	1.030	15:43:35.747
17 -	30.555	20.954	51.509 (1)	84.42		15:44:27.256

P28 52 C James EGGINTON		Kawasaki ZX6R - Advance Computer Services - www.ACS.co.uk				
IDEAL LAP TIME : 52.911		BEST LAP TIME : 53.165		DIFFERENCE : 0.254		
LAP	SECTOR 1	SECTOR 2	LAP TIME	MPH	DIFF	TIME OF DAY
1 -		22.321	1:04.192	67.74	11.027	15:30:07.620
2 -	32.702	21.715	54.417	79.91	1.252	15:31:02.037
3 -	32.471	21.485	53.956	80.59	0.791	15:31:55.993
4 -	32.060	21.428	53.488	81.30	0.323	15:32:49.481
5 -	32.185	21.636	53.821	80.79	0.656	15:33:43.302
6 -	32.407	21.528	53.935	80.62	0.770	15:34:37.237
7 -	32.086	21.521	53.607	81.12	0.442	15:35:30.844
8 -	33.001	21.615	54.616	79.62	1.451	15:36:25.460
9 -	32.264	21.313	53.577	81.16	0.412	15:37:19.037
10 -	32.445	21.443	53.888	80.69	0.723	15:38:12.925
11 -	32.339	21.681	54.020	80.49	0.855	15:39:06.945
12 -	31.964	21.390	53.354 (3)	81.50	0.189	15:40:00.299
13 -	32.081	21.481	53.562	81.18	0.397	15:40:53.861
14 -	32.010	21.468	53.478	81.31	0.313	15:41:47.339
15 -	31.598	21.567	53.165 (1)	81.79		15:42:40.504
16 -	32.006	21.591	53.597	81.13	0.432	15:43:34.101
17 -	31.710	21.528	53.238 (2)	81.68	0.073	15:44:27.339

BMCRC-MRO Championships 2025 - Rnd 1 @ Brands Hatch Indy

DART MRO 600 inc Clubman 600 & GP2/EVO

RACE 9 - SECTOR ANALYSIS



SECTOR 1 = FL to I1, SECTOR 2 = I1 to FL, DIFF = Difference To Personal Best Lap, P = Crossed Finish Line in Pit Lane, D = Time Disallowed

P29 84 C		George HIGGINS		Yamaha R6 - Aztec Racing		
IDEAL LAP TIME : 53.585		BEST LAP TIME : 53.650		DIFFERENCE : 0.065		
LAP	SECTOR 1	SECTOR 2	LAP TIME	MPH	DIFF	TIME OF DAY
1 -		22.885	1:05.319	66.57	11.669	15:30:08.747
2 -	33.133	21.589	54.722	79.46	1.072	15:31:03.469
3 -	32.882	21.653	54.535	79.73	0.885	15:31:58.004
4 -	33.066	21.486	54.552	79.71	0.902	15:32:52.556
5 -	32.470	21.585	54.055	80.44	0.405	15:33:46.611
6 -	32.392	21.530	53.922	80.64	0.272	15:34:40.533
7 -	32.471	21.423	53.894	80.68	0.244	15:35:34.427
8 -	32.899	21.419	54.318	80.05	0.668	15:36:28.745
9 -	32.743	21.451	54.194	80.24	0.544	15:37:22.939
10 -	32.428	21.742	54.170	80.27	0.520	15:38:17.109
11 -	32.832	21.332	54.164	80.28	0.514	15:39:11.273
12 -	32.308	21.454	53.762 (2)	80.88	0.112	15:40:05.035
13 -	32.368	21.492	53.860	80.73	0.210	15:40:58.895
14 -	32.639	21.436	54.075	80.41	0.425	15:41:52.970
15 -	32.404	21.450	53.854 (3)	80.74	0.204	15:42:46.824
16 -	32.395	21.584	53.979	80.56	0.329	15:43:40.803
17 -	32.373	21.277	53.650 (1)	81.05		15:44:34.453

P30 46 C		Matthew FINCH		Triumph DAYTONA 675 - Greenways Gardening		
IDEAL LAP TIME : 53.387		BEST LAP TIME : 53.544		DIFFERENCE : 0.157		
LAP	SECTOR 1	SECTOR 2	LAP TIME	MPH	DIFF	TIME OF DAY
1 -		22.541	1:04.829	67.07	11.285	15:30:08.257
2 -	32.877	21.811	54.688	79.51	1.144	15:31:02.945
3 -	33.024	21.514	54.538	79.73	0.994	15:31:57.483
4 -	32.563	21.533	54.096	80.38	0.552	15:32:51.579
5 -	32.983	21.620	54.603	79.64	1.059	15:33:46.182
6 -	33.812	21.659	55.471	78.39	1.927	15:34:41.653
7 -	32.789	21.446	54.235	80.18	0.691	15:35:35.888
8 -	33.080	21.784	54.864	79.26	1.320	15:36:30.752
9 -	34.327	21.843	56.170	77.41	2.626	15:37:26.922
10 -	32.740	21.365	54.105	80.37	0.561	15:38:21.027
11 -	32.387	21.440	53.827 (2)	80.78	0.283	15:39:14.854
12 -	32.551	21.792	54.343	80.02	0.799	15:40:09.197
13 -	32.361	21.648	54.009 (3)	80.51	0.465	15:41:03.206
14 -	32.692	21.489	54.181	80.26	0.637	15:41:57.387
15 -	32.022	21.522	53.544 (1)	81.21		15:42:50.931
16 -	32.533	21.638	54.171	80.27	0.627	15:43:45.102
17 -	32.367	21.736	54.103	80.37	0.559	15:44:39.205

P31 77 C		Oliver HOBBS		Kawasaki ZX6R - Skyline Roofing centres		
IDEAL LAP TIME : 53.512		BEST LAP TIME : 53.799		DIFFERENCE : 0.287		
LAP	SECTOR 1	SECTOR 2	LAP TIME	MPH	DIFF	TIME OF DAY
1 -		23.320	1:06.771	65.12	12.972	15:30:10.199
2 -	34.299	22.058	56.357	77.16	2.558	15:31:06.556
3 -	33.190	21.823	55.013	79.04	1.214	15:32:01.569
4 -	32.562	21.580	54.142	80.31	0.343	15:32:55.711
5 -	32.756	22.017	54.773	79.39	0.974	15:33:50.484
6 -	33.152	21.782	54.934	79.16	1.135	15:34:45.418
7 -	32.618	22.310	54.928	79.16	1.129	15:35:40.346
8 -	33.470	21.501	54.971	79.10	1.172	15:36:35.317
9 -	33.043	21.915	54.958	79.12	1.159	15:37:30.275
10 -	32.178	21.621	53.799 (1)	80.83		15:38:24.074
11 -	32.532	21.901	54.433	79.88	0.634	15:39:18.507
12 -	32.901	21.705	54.606	79.63	0.807	15:40:13.113
13 -	32.220	21.646	53.866 (2)	80.73	0.067	15:41:06.979
14 -	32.011	21.949	53.960 (3)	80.58	0.161	15:42:00.939
15 -	32.472	21.522	53.994	80.53	0.195	15:42:54.933
16 -	33.129	21.884	55.013	79.04	1.214	15:43:49.946
17 -	32.392	21.772	54.164	80.28	0.365	15:44:44.110

BMCRC-MRO Championships 2025 - Rnd 1 @ Brands Hatch Indy

DART MRO 600 inc Clubman 600 & GP2/EVO

RACE 9 - SECTOR ANALYSIS



SECTOR 1 = FL to I1, SECTOR 2 = I1 to FL, DIFF = Difference To Personal Best Lap, P = Crossed Finish Line in Pit Lane, D = Time Disallowed

P32 130 C		Tom BARRETT		Yamaha R6 -		
IDEAL LAP TIME : 53.379		BEST LAP TIME : 53.724		DIFFERENCE : 0.345		
LAP	SECTOR 1	SECTOR 2	LAP TIME	MPH	DIFF	TIME OF DAY
1 -		23.263	1:07.119	64.78	13.395	15:30:10.547
2 -	34.148	22.191	56.339	77.18	2.615	15:31:06.886
3 -	33.101	21.802	54.903	79.20	1.179	15:32:01.789
4 -	32.820	21.431	54.251	80.15	0.527	15:32:56.040
5 -	32.751	22.020	54.771	79.39	1.047	15:33:50.811
6 -	33.280	21.546	54.826	79.31	1.102	15:34:45.637
7 -	33.364	21.888	55.252	78.70	1.528	15:35:40.889
8 -	34.166	21.539	55.705	78.06	1.981	15:36:36.594
9 -	33.710	21.485	55.195	78.78	1.471	15:37:31.789
10 -	32.379	21.572	53.951	80.60	0.227	15:38:25.740
11 -	32.600	21.164	53.764 (2)	80.88	0.040	15:39:19.504
12 -	32.251	21.589	53.840 (3)	80.76	0.116	15:40:13.344
13 -	32.477	21.689	54.166	80.28	0.442	15:41:07.510
14 -	32.215	21.509	53.724 (1)	80.94		15:42:01.234
15 -	32.610	21.385	53.995	80.53	0.271	15:42:55.229
16 -	33.695	21.306	55.001	79.06	1.277	15:43:50.230
17 -	32.504	21.828	54.332	80.03	0.608	15:44:44.562

P33 71 C		David RANSOME		Yamaha YZF R6 -		
IDEAL LAP TIME : 53.851		BEST LAP TIME : 54.056		DIFFERENCE : 0.205		
LAP	SECTOR 1	SECTOR 2	LAP TIME	MPH	DIFF	TIME OF DAY
1 -		22.988	1:05.887	66.00	11.831	15:30:09.315
2 -	33.667	21.887	55.554	78.27	1.498	15:31:04.869
3 -	32.824	21.966	54.790	79.36	0.734	15:31:59.659
4 -	32.896	22.108	55.004	79.05	0.948	15:32:54.663
5 -	33.040	22.150	55.190	78.79	1.134	15:33:49.853
6 -	33.235	21.684	54.919	79.18	0.863	15:34:44.772
7 -	33.652	22.187	55.839	77.87	1.783	15:35:40.611
8 -	33.691	22.044	55.735	78.02	1.679	15:36:36.346
9 -	33.201	21.593	54.794	79.36	0.738	15:37:31.140
10 -	32.673	21.850	54.523	79.75	0.467	15:38:25.663
11 -	32.934	21.591	54.525	79.75	0.469	15:39:20.188
12 -	32.568	21.689	54.257	80.14	0.201	15:40:14.445
13 -	32.546	21.568	54.114 (2)	80.36	0.058	15:41:08.559
14 -	32.283	21.859	54.142 (3)	80.31	0.086	15:42:02.701
15 -	33.082	21.623	54.705	79.49	0.649	15:42:57.406
16 -	32.459	21.597	54.056 (1)	80.44		15:43:51.462
17 -	33.043	21.993	55.036	79.01	0.980	15:44:46.498

P34 190		Glenn WALSH		Triumph 675 - Walters Medical/Moto46		
IDEAL LAP TIME : 49.229		BEST LAP TIME : 49.285		DIFFERENCE : 0.056		
LAP	SECTOR 1	SECTOR 2	LAP TIME	MPH	DIFF	TIME OF DAY
1 -		20.163	55.807	77.92	6.522	15:29:59.235
2 -	30.028	19.815	49.843	87.24	0.558	15:30:49.078
3 -	29.700	20.082	49.782	87.35	0.497	15:31:38.860
4 -	29.832	19.914	49.746	87.41	0.461	15:32:28.606
5 -	29.860	20.267	50.127	86.75	0.842	15:33:18.733
6 -	29.772	19.686	49.458 (2)	87.92	0.173	15:34:08.191
7 -	30.001	19.638	49.639 (3)	87.60	0.354	15:34:57.830
8 -	30.060	19.639	49.699	87.49	0.414	15:35:47.529
9 -	29.591	19.694	49.285 (1)	88.23		15:36:36.814
10 -	30.706	19.957	50.663	85.83	1.378	15:37:27.477
11 -	30.928	21.023	51.951	83.70	2.666	15:38:19.428
12 -	30.025	20.307	50.332	86.39	1.047	15:39:09.760

BMCRC-MRO Championships 2025 - Rnd 1 @ Brands Hatch Indy

DART MRO 600 inc Clubman 600 & GP2/EVO

RACE 9 - SECTOR ANALYSIS



SECTOR 1 = FL to I1, SECTOR 2 = I1 to FL, DIFF = Difference To Personal Best Lap, P = Crossed Finish Line in Pit Lane, D = Time Disallowed

P35		6 C		Gareth FAITH		Kawasaki ZX6R - Sitramoto	
IDEAL LAP TIME : 52.766		BEST LAP TIME : 52.770		DIFFERENCE : 0.004			
LAP	SECTOR 1	SECTOR 2	LAP TIME	MPH	DIFF	TIME OF DAY	
1 -		22.857	1:05.470	66.42	12.700	15:30:08.898	
2 -	33.209	21.753	54.962	79.12	2.192	15:31:03.860	
3 -	32.651	21.653	54.304	80.07	1.534	15:31:58.164	
4 -	32.212	21.399	53.611	81.11	0.841	15:32:51.775	
5 -	32.029	21.376	53.405	81.42	0.635	15:33:45.180	
6 -	31.633	21.214	52.847 (2)	82.28	0.077	15:34:38.027	
7 -	32.027	21.259	53.286 (3)	81.60	0.516	15:35:31.313	
8 -	33.088	21.331	54.419	79.90	1.649	15:36:25.732	
9 -	32.338	21.180	53.518	81.25	0.748	15:37:19.250	
10 -	31.586	21.184	52.770 (1)	82.40		15:38:12.020	

P36		115 C		Brian MAHER		Yamaha R6 - Spraytech /Espresso Solutions	
IDEAL LAP TIME : 51.166		BEST LAP TIME : 51.166		DIFFERENCE : 0.000			
LAP	SECTOR 1	SECTOR 2	LAP TIME	MPH	DIFF	TIME OF DAY	
1 -		21.523	1:01.491	70.71	10.325	15:30:04.919	
2 -	32.844	21.388	54.232	80.18	3.066	15:30:59.151	
3 -	31.495	20.646	52.141	83.40	0.975	15:31:51.292	
4 -	30.826	20.657	51.483 (2)	84.46	0.317	15:32:42.775	
5 -	31.014	20.599	51.613 (3)	84.25	0.447	15:33:34.388	
6 -	31.104	20.727	51.831	83.89	0.665	15:34:26.219	
7 -	30.764	20.402	51.166 (1)	84.99		15:35:17.385	

BMCRC-MRO Championships 2025 - Rnd 1 @ Brands Hatch Indy

DART MRO 600 inc Clubman 600 & GP2/EVO

RACE 9 - BEST SECTORS

POS	SECTOR 1		SECTOR 2		IDEAL / BEST COMPARISON						
	NO	TIME	NO	TIME	POS	NO	NAME	IDEAL	BEST	DIFF	
								PERFECT LAP	48.743		
1	56	29.147	3	19.596	1	3	LAMB DEN	48.841	48.938	0.097	
2	212	29.170	190	19.638	2	212	PALLET T	48.888	48.889	0.001	
3	3	29.245	440	19.654	3	56	MILLS	48.941	49.011	0.070	
4	164	29.344	212	19.718	4	135	WESTON	49.170	49.316	0.146	
5	135	29.369	141	19.738	5	190	WALSH	49.229	49.285	0.056	
6	190	29.591	56	19.794	6	164	TUSTIN	49.245	49.411	0.166	
7	440	29.620	135	19.801	7	440	EVERTON	49.274	49.282	0.008	
8	141	29.698	164	19.901	8	141	ROSS	49.436	49.512	0.076	
9	91	29.858	28	20.086	9	91	HIRST	50.051	50.297	0.246	
10	169	29.999	910	20.098	10	169	CUNNINGHAM	50.148	50.171	0.023	
11	35	30.046	178	20.103	11	28	WALKER	50.241	50.241	0.000	
12	28	30.155	169	20.149	12	178	BLOOMFIELD	50.436	50.584	0.148	
13	87	30.227	91	20.193	13	910	GOWER	50.441	50.630	0.189	
14	565	30.236	40	20.322	14	35	DICKINSON	50.458	50.708	0.250	
15	44	30.262	54	20.359	15	565	KERSHAW	50.637	50.789	0.152	
16	178	30.333	565	20.401	16	87	DOOLAN	50.735	51.033	0.298	
17	910	30.343	115	20.402	17	44	DUTTON	50.815	50.911	0.096	
18	153	30.424	35	20.412	18	54	ANDERTON	50.823	51.016	0.193	
19	54	30.464	87	20.508	19	40	LORD	50.944	51.160	0.216	
20	83	30.469	44	20.553	20	83	SIGGS	51.073	51.078	0.005	
21	38	30.479	83	20.604	21	153	HICKMOTT	51.079	51.256	0.177	
22	61	30.555	38	20.645	22	38	COOMBS	51.124	51.240	0.116	
23	40	30.622	153	20.655	23	115	MAHER	51.166	51.166	0.000	
24	115	30.764	67	20.679	24	61	GAMBLE	51.347	51.509	0.162	
25	67	30.896	55	20.782	25	67	ANSELL	51.575	51.691	0.116	
26	888	31.422	61	20.792	26	55	BEHAL	52.322	52.494	0.172	
27	55	31.540	74	21.095	27	888	ELLIOTT	52.568	52.809	0.241	
28	6	31.586	888	21.146	28	74	VAUGHAN	52.683	52.725	0.042	
29	74	31.588	130	21.164	29	6	FAITH	52.766	52.770	0.004	
30	52	31.598	6	21.180	30	52	EGGINTON	52.911	53.165	0.254	
31	77	32.011	84	21.277	31	130	BARRETT	53.379	53.724	0.345	
32	46	32.022	52	21.313	32	46	FINCH	53.387	53.544	0.157	
33	130	32.215	46	21.365	33	77	HOBBS	53.512	53.799	0.287	
34	71	32.283	77	21.501	34	84	HIGGINS	53.585	53.650	0.065	
35	84	32.308	71	21.568	35	71	RANSOME	53.851	54.056	0.205	
36					36	65	MONTINI		51.508		
37											
38											

BMCRC-MRO Championships 2025 - Rnd 1 @ Brands Hatch Indy

DART MRO 600 inc Clubman 600 & GP2/EVO

RACE 9 - STATISTICS

Competitors Started	37
Planned Start	2025-03-15 @ 14:30:00.000
Actual Start	2025-03-15 @ 15:29:03.427
Finish Time	2025-03-15 @ 15:44:02.437
Track Length	1.2079mi.
Total Laps	611
Total Distance Covered	738.0547mi.

Session Fastest Lap History

NO	CL	NAME	LAP TIME	TIME OF DAY	LAP	VEHICLE
212		Matt PALLETT	50.197	15:30:48.592	2	Kawasaki ZX636
190		Glenn WALSH	49.843	15:30:49.087	2	Triumph 675
440		Elijah EVERTON	49.840	15:30:50.050	2	KAWASAKI NINJA 600
190		Glenn WALSH	49.782	15:31:38.860	3	Triumph 675
164		Michael TUSTIN	49.684	15:31:39.350	3	Yamaha R6
56		Michael MILLS	49.642	15:32:30.036	4	Yamaha R6
135		Zack WESTON	49.624	15:33:18.153	5	Yamaha R6
440		Elijah EVERTON	49.532	15:33:19.293	5	KAWASAKI NINJA 600
212		Matt PALLETT	49.373	15:34:07.886	6	Kawasaki ZX636
3		Joey LAMBDEN	49.308	15:34:08.143	6	Kawasaki 636
3		Joey LAMBDEN	49.087	15:36:36.136	9	Kawasaki 636
212		Matt PALLETT	48.987	15:41:34.940	15	Kawasaki ZX636
212		Matt PALLETT	48.889	15:44:02.460	18	Kawasaki ZX636

Session Leader History

NO	CL	NAME	FROM LAP	LAPS LED	DISTANCE	VEHICLE
212		Matt PALLETT	1	4	4.83 miles	Kawasaki ZX636
135		Zack WESTON	5	3	3.62 miles	Yamaha R6
3		Joey LAMBDEN	8	9	10.87 miles	Kawasaki 636
212		Matt PALLETT	17	2	2.41 miles	Kawasaki ZX636

Flag History

TYPE	TIME OF DAY
GREEN	15:29:03.427
FINISH	15:44:02.437

Flag Statistics

TYPE	COUNT	TOTAL LAPS	TOTAL TIME
Green	1	18	16:19.791
Red	0	0	0.000
Safety Car	0	0	0.000
FCY	0	0	0.000

BMCRC-MRO Championships 2025 - Rnd 1 @ Brands Hatch Indy

DART MRO 600 inc Clubman 600 & GP2/EVO

RACE 9 - STATISTICS

CLASS :

17 Starters

Fastest Lap History

NO	NAME	LAP TIME	TIME OF DAY	LAP	VEHICLE
212	Matt PALLETT	50.197	15:30:48.592	2	Kawasaki ZX636
190	Glenn WALSH	49.843	15:30:49.087	2	Triumph 675
440	Elijah EVERTON	49.840	15:30:50.050	2	KAWASAKI NINJA 600
190	Glenn WALSH	49.782	15:31:38.860	3	Triumph 675
164	Michael TUSTIN	49.684	15:31:39.350	3	Yamaha R6
56	Michael MILLS	49.642	15:32:30.036	4	Yamaha R6
135	Zack WESTON	49.624	15:33:18.153	5	Yamaha R6
440	Elijah EVERTON	49.532	15:33:19.293	5	KAWASAKI NINJA 600
212	Matt PALLETT	49.373	15:34:07.886	6	Kawasaki ZX636
3	Joey LAMBDEN	49.308	15:34:08.143	6	Kawasaki 636
3	Joey LAMBDEN	49.087	15:36:36.136	9	Kawasaki 636
212	Matt PALLETT	48.987	15:41:34.940	15	Kawasaki ZX636
212	Matt PALLETT	48.889	15:44:02.460	18	Kawasaki ZX636

Leader History

NO	NAME	FROM LAP	LAPS LED	DISTANCE	VEHICLE
212	Matt PALLETT	1	4	4.83 miles	Kawasaki ZX636
135	Zack WESTON	5	3	3.62 miles	Yamaha R6
3	Joey LAMBDEN	8	9	10.87 miles	Kawasaki 636
212	Matt PALLETT	17	2	2.41 miles	Kawasaki ZX636

BMCRC-MRO Championships 2025 - Rnd 1 @ Brands Hatch Indy

DART MRO 600 inc Clubman 600 & GP2/EVO

RACE 9 - STATISTICS

CLASS : C

20 Starters

Fastest Lap History

NO	NAME	LAP TIME	TIME OF DAY	LAP	VEHICLE
178	Paul BLOOMFIELD	51.723	15:30:54.746	2	Yamaha R6
178	Paul BLOOMFIELD	51.294	15:31:46.041	3	Yamaha R6
87	Ben DOOLAN	51.033	15:31:46.377	3	Yamaha R6
178	Paul BLOOMFIELD	50.936	15:36:02.387	8	Yamaha R6
178	Paul BLOOMFIELD	50.931	15:38:35.869	11	Yamaha R6
910	Harry GOWER	50.630	15:38:41.282	11	Triumph DAYTONA 765
178	Paul BLOOMFIELD	50.584	15:44:32.172	18	Yamaha R6
28	Tom WALKER	50.241	15:44:39.848	18	Yamaha R6

Leader History

NO	NAME	FROM LAP	LAPS LED	DISTANCE	VEHICLE
87	Ben DOOLAN	1	1	1.20 miles	Yamaha R6
178	Paul BLOOMFIELD	2	17	20.53 miles	Yamaha R6



BMCRC-MRO Championships 2025 - Rnd 1 @ Brands Hatch Indy
DART MRO 600 inc Clubman 600 & GP2/EVO
RACE 9 - GRID (12 Laps)

ROW 13	39	7	Shaun O'HARA	38	818	Alex BARKER	37	71	David RANSOME	54.056		
ROW 12	36	77	Oliver HOBBS	53.799	35	130	Tom BARRETT	53.724	34	84	George HIGGINS	53.650
ROW 11	33	46	Matthew FINCH	53.544	32	52	James EGGINTON	53.165	31	888	Kirt ELLIOTT	52.809
ROW 10	30	6	Gareth FAITH	52.770	29	74	Tom VAUGHAN	52.725	28	55	Aditya Singh BEHAL	52.494
ROW 9	27	67	Edward ANSELL	51.691	26	61	Jason GAMBLE	51.509	25	65	Frank MONTINI	51.508
ROW 8	24	153	Aaron HICKMOTT	51.256	23	38	Paul COOMBS	51.240	22	115	Brian MAHER	51.166
ROW 7	21	40	James LORD	51.160	20	83	Jason SIGGS	51.078	19	87	Ben DOOLAN	51.033
ROW 6	18	5	Luke MACRAE	51.016	17	54	Jake ANDERTON	51.016	16	44	James DUTTON	50.911
ROW 5	15	565	Louis KERSHAW	50.789	14	35	Kai DICKINSON	50.708	13	910	Harry GOWER	50.630
ROW 4	12	178	Paul BLOOMFIELD	50.584	11	91	Sam HIRST	50.297	10	28	Tom WALKER	50.241
ROW 3	9	169	Gareth CUNNINGHAM	50.171	8	141	Henry ROSS	49.512	7	164	Michael TUSTIN	49.411
ROW 2	6	135	Zack WESTON	49.316	5	190	Glenn WALSH	49.285	4	440	Elijah EVERTON	49.282
ROW 1	3	56	Michael MILLS	49.011	2	3	Joey LAMBDEN	48.938	1	212	Matt PALLETT	48.889

Pole



These results are provisional until the conclusion of any judicial and technical matters.

Brands Hatch Indy: 1.2079 miles

Clerk Of Course:	Timekeeper:	<i>Craig Smith</i>	
------------------	-------------	--------------------	--

Results can be found at www.tsl-timing.com

Printed - 15:49 Saturday, 15 March 2025





BMCRC-MRO Championships 2025 - Rnd 1 @ Brands Hatch Indy

DART MRO 600 inc Clubman 600 & GP2/EVO

RACE 9 - CLASSIFICATION

Race Distance: 12 Laps / 14.49 miles

POS	NO	CL	PIC	NAME	ENTRY	LAPS	TIME	GAP	DIFF	MPH	BEST	ON	GRD	↑↓
1	3		1	Joey LAMBDEN	Kawasaki 636 -	12	9:57.644			87.31	48.801	8	2	1
2	135		2	Zack WESTON	Yamaha R6 - Speedy Freight - NW Racing	12	10:00.504	2.860	2.860	86.89	49.061	3	6	4
3	56		3	Michael MILLS	Yamaha R6 - A51 Racing, The Wokingham Bar Company	12	10:00.771	3.127	0.267	86.86	48.906	10	3	0
4	164		4	Michael TUSTIN	Yamaha R6 - Keder Greenhouse	12	10:03.092	5.448	2.321	86.52	49.424	7	7	3
5	212		5	Matt PALLETT	Kawasaki ZX636 - In:timber	12	10:03.263	5.619	0.171	86.50	49.097	9	1	-4
6	190		6	Glenn WALSH	Triumph 675 - Walters Medical/Moto46	12	10:04.505	6.861	1.242	86.32	49.194	6	5	-1
7	141		7	Henry ROSS	Yamaha R6 -	12	10:05.990	8.346	1.485	86.11	49.163	11	8	1
8	91		8	Sam HIRST	Kawasaki ZX-636 - Team Valley Racing	12	10:09.009	11.365	3.019	85.68	49.885	5	11	3
9	440		9	Elijah EVERTON	KAWASAKI NINJA 600 -	12	10:11.285	13.641	2.276	85.36	49.455	6	4	-5
10	5		10	Luke MACRAE	Triumph 765 - Northlands Fencing/ EPS Pumps	12	10:17.604	19.960	6.319	84.49	50.470	6	18	8
11	169		11	Gareth CUNNINGHAM	Yamaha R6 -	12	10:18.085	20.441	0.481	84.42	50.593	12	9	-2
12	178	C	1	Paul BLOOMFIELD	Yamaha R6 - Martello transport	12	10:20.045	22.401	1.960	84.16	50.584	11	12	0
13	35		12	Kai DICKINSON	Yamaha R6 - Dad	12	10:20.448	22.804	0.403	84.10	50.172	11	14	1
14	910	C	2	Harry GOWER	Triumph DAYTONA 765 - RG Racing	12	10:20.510	22.866	0.062	84.09	50.489	11	13	-1
15	28	C	3	Tom WALKER	Yamaha R6 - TRW Racing	12	10:23.652	26.008	3.142	83.67	50.877	12	10	-5
16	54	C	4	Jake ANDERTON	Yamaha R6 - Hunter Racing	12	10:24.222	26.578	0.570	83.59	50.864	6	17	1
17	44		13	James DUTTON	Yamaha R6 - AMR Motorcycles	12	10:24.320	26.676	0.098	83.58	51.027	10	16	-1
18	818	EVO	1	Alex BARKER	Triumph 765 DAYTONA - Barker Woodrow LTD & SS5 Cons	12	10:25.322	27.678	1.002	83.45	50.726	6	38	20
19	61	C	5	Jason GAMBLE	Kawasaki ZX6R - #TeamRace	12	10:27.768	30.124	2.446	83.12	50.780	8	26	7
20	115	C	6	Brian MAHER	Yamaha R6 - Spraytech /Espresso Solutions	12	10:36.113	38.469	8.345	82.03	51.946	8	22	2
21	153	C	7	Aaron HICKMOTT	Kawasaki ZX6R - Me, Myself & I	12	10:36.435	38.791	0.322	81.99	51.735	9	24	3
22	38	C	8	Paul COOMBS	Triumph 675R DAYTONA -	12	10:37.053	39.409	0.618	81.91	51.771	7	23	1
23	40	C	9	James LORD	-	12	10:37.156	39.512	0.103	81.90	51.248	5	21	-2
24	83		14	Jason SIGGS	Yamaha R6 - J Siggs Construction	12	10:37.894	40.250	0.738	81.80	51.580	10	20	-4
25	55		15	Aditya Singh BEHAL	Yamaha YZF-R6 -	12	10:42.829	45.185	4.935	81.17	51.874	10	28	3
26	565		16	Louis KERSHAW	Kawasaki 636 - Shape Associates/Kingfisher Farm Antiques	12	10:42.868	45.224	0.039	81.17	51.757	7	15	-11
27	52	C	10	James EGGINTON	Kawasaki ZX6R - Advance Computer Services - www.ACS.c	12	10:42.927	45.283	0.059	81.16	52.397	4	32	5
28	67	C	11	Edward ANSELL	Triumph 675 - ketchup Racing	12	10:43.443	45.799	0.516	81.09	52.224	7	27	-1
29	74	C	12	Tom VAUGHAN	Yamaha R6 - Lamonde Automation Ltd, Smiths Mechanical !	12	10:43.844	46.200	0.401	81.04	52.118	8	29	0
30	888		17	Kirt ELLIOTT	Yamaha R6 -	11	10:00.795	1 Lap	1 Lap	79.61	53.157	11	31	1
31	65	C	13	Frank MONTINI	Triumph DAYTONA 675R - Sara Johnson	11	10:01.602	1 Lap	0.807	79.51	52.952	11	25	-6
32	130	C	14	Tom BARRETT	Yamaha R6 -	11	10:02.071	1 Lap	0.469	79.45	52.839	10	35	3
33	46	C	15	Matthew FINCH	Triumph DAYTONA 675 - Greenways Gardening	11	10:02.228	1 Lap	0.157	79.42	52.652	8	33	0
34	77	C	16	Oliver HOBBS	Kawasaki ZX6R - Skyline Roofing centres	11	10:07.023	1 Lap	4.795	78.80	53.466	7	36	2
35	71	C	17	David RANSOME	Yamaha YZF R6 -	11	10:07.530	1 Lap	0.507	78.73	53.603	6	37	2

NOT CLASSIFIED

DNF	6	C		Gareth FAITH	Kawasaki ZX6R - Sitramoto	0								30
-----	---	---	--	--------------	---------------------------	---	--	--	--	--	--	--	--	----

FASTEST LAP

3				Joey LAMBDEN	Kawasaki 636 -	8	48.801		89.10 mph		143.40 kph			
910	C			Harry GOWER	Triumph DAYTONA 765 - RG Racing	11	50.489		86.12 mph		138.61 kph			
818	EVO			Alex BARKER	Triumph 765 DAYTONA - Barker Woodrow LTD & SS5 Cons	6	50.726		85.72 mph		137.96 kph			

Class - 92.5% of Race Speed = 80.76 mph
 Class C - 92.5% of Race Speed = 77.84 mph
 Class EVO - 92.5% of Race Speed = 77.19 mph

Weather / Track : Cloudy / Dry

These results are provisional until the conclusion of any judicial and technical matters.

Date: 16/03/2025 Start: 12:54 Finish: 13:04

Brands Hatch Indy: 1.2079 miles

Clerk Of Course:

Timekeeper:

Craig Smith



BMCRC-MRO Championships 2025 - Rnd 1 @ Brands Hatch Indy

DART MRO 600 inc Clubman 600 & GP2/EVO

RACE 9 - LAP CHART

153	30.497	51.735	5	18.203	51.572
38	30.775	52.160	169	19.155	50.840
40	30.931	51.737	178	21.004	50.584
83	31.698	52.540	35	21.196	50.172
52	34.879	52.791	910	21.574	50.489
67	35.056	52.769	28	24.438	51.350
74	35.396	52.802	54	24.721	51.704
55	36.862	52.592	44	24.879	51.448
565	37.205	52.717	818	25.839	51.352
888	44.545	53.663	61	27.501	51.498
46	44.620	53.287	115	35.538	52.107
130	45.988	53.213	38	36.154	52.184
65	46.271	53.885	153	36.286	52.423

LAP 10 @ 13:03:16.542

NO	BEHIND	LAP TIME
----	--------	----------

3		49.593
77	1 Lap	54.147
212	0.613	49.121
71	1 Lap	55.022
56	0.783	48.906
135	0.920	49.134
164	3.953	49.512
190	5.164	49.554
141	7.600	49.220
91	9.426	50.551
440	12.589	49.530
5	15.984	51.065
169	17.668	51.102
178	19.773	50.879
35	20.377	50.847
910	20.438	50.785
54	22.370	50.919
28	22.441	51.133
44	22.784	51.027
818	23.840	51.979
61	25.356	51.037
115	32.784	52.321
153	33.216	52.312
38	33.323	52.141
83	33.685	51.580
40	33.702	52.364
52	37.973	52.687
67	38.083	52.620
74	38.365	52.562
55	39.143	51.874
565	39.550	51.938
888	48.654	53.702
130	49.234	52.839

LAP 12 @ 13:04:55.202

NO	BEHIND	LAP TIME
----	--------	----------

3		49.307
135	2.860	50.808
56	3.127	50.941
888	1 Lap	53.157
65	1 Lap	52.952
130	1 Lap	53.853
46	1 Lap	53.129
164	5.448	49.910
212	5.619	53.006
190	6.861	50.652
141	8.346	50.243
77	1 Lap	54.111
71	1 Lap	53.964
91	11.365	50.389
440	13.641	49.997
5	19.960	51.064
169	20.441	50.593
178	22.401	50.704
35	22.804	50.915
910	22.866	50.599
28	26.008	50.877
54	26.578	51.164
44	26.676	51.104
818	27.678	51.146
61	30.124	51.930
115	38.469	52.238
153	38.791	51.812
38	39.409	52.562
40	39.512	52.440
83	40.250	52.806
55	45.185	52.433
565	45.224	52.109
52	45.283	52.884
67	45.799	53.299
74	46.200	53.383

LAP 11 @ 13:04:05.895

NO	BEHIND	LAP TIME
----	--------	----------

3		49.353
65	1 Lap	52.988
46	1 Lap	55.088
135	1.359	49.792
56	1.493	50.063
212	1.920	50.660
77	1 Lap	53.842
164	4.845	50.245
71	1 Lap	53.932
190	5.516	49.705
141	7.410	49.163
91	10.283	50.210
440	12.951	49.715

Weather / Track : Cloudy / Dry

BMCRC-MRO Championships 2025 - Rnd 1 @ Brands Hatch Indy

DART MRO 600 inc Clubman 600 & GP2/EVO

RACE 9 - POSITION CHART

No	Name	Lap Pos	Lap												
			1	2	3	4	5	6	7	8	9	10	11	12	
212	PALLET	1	212	212	212	212	212	3	3	3	3	3	3	3	3
3	LAMB DEN	2	56	135	135	135	3	212	135	135	212	212	135	135	
56	MILLS	3	135	56	3	3	135	135	212	212	135	56	56	56	
440	EVERTON	4	164	3	56	56	56	56	56	56	56	135	212	164	
190	WALSH	5	3	164	164	164	164	164	164	164	164	164	164	212	
135	WESTON	6	91	91	91	91	91	190	190	190	190	190	190	190	
164	TUSTIN	7	190	190	190	190	190	91	91	91	141	141	141	141	
141	ROSS	8	440	440	141	141	141	141	141	141	91	91	91	91	
169	CUNNINGHAM	9	141	141	5	5	440	440	440	440	440	440	440	440	
28	WALKER	10	28	5	440	440	5	5	5	5	5	5	5	5	
91	HIRST	11	5	28	169	169	169	169	169	169	169	169	169	169	
178	BLOOMFIELD	12	169	169	28	28	178	178	178	178	178	178	178	178	
910	GOWER	13	178	178	178	178	910	910	910	910	35	35	35	35	
35	DICKINSON	14	35	35	910	35	28	35	35	35	910	910	910	910	
565	KERSHAW	15	910	910	35	910	35	28	54	54	28	54	28	28	
44	DUTTON	16	54	54	54	54	54	54	28	28	54	28	54	54	
54	ANDERTON	17	44	44	44	44	44	44	44	44	44	44	44	44	
5	MACRAE	18	115	115	818	818	818	818	818	818	818	818	818	818	
83	SIGGS	19	83	83	115	61	61	61	61	61	61	61	61	61	
40	LORD	20	565	61	83	115	115	115	115	115	115	115	115	115	
115	MAHER	21	61	818	61	83	83	38	38	38	153	153	38	153	
38	COOMBS	22	67	565	38	38	38	83	153	153	38	38	153	38	
153	HICKMOTT	23	38	38	153	153	153	83	83	40	83	40	40	40	
65	MONTINI	24	818	67	67	52	40	40	40	40	83	40	83	83	
61	GAMBLE	25	153	153	52	40	52	52	52	52	52	52	52	55	
67	ANSELL	26	52	52	40	67	67	67	67	67	67	67	67	565	
55	BEHAL	27	74	40	74	74	74	74	74	74	74	74	55	52	
74	VAUGHAN	28	40	74	565	565	55	55	55	55	55	55	74	67	
6	FAITH	29	888	888	888	55	565	565	565	565	565	565	565	74	
888	ELLIOTT	30	65	55	55	888	888	888	888	888	888	888	888	888	
52	EGGINTON	31	55	65	46	46	46	46	46	46	46	130	65		
46	FINCH	32	46	46	65	65	65	65	65	65	130	65	130		
130	BARRETT	33	130	130	130	130	130	130	130	130	65	46	46		
77	HOBBS	34	71	71	71	71	71	71	71	71	77	77	77		
71	RANSOME	35	77	77	77	77	77	77	77	77	71	71	71		
818	BARKER	36													

BMCRC-MRO Championships 2025 - Rnd 1 @ Brands Hatch Indy

DART MRO 600 inc Clubman 600 & GP2/EVO

RACE 9 - SECTOR ANALYSIS



SECTOR 1 = FL to I1, SECTOR 2 = I1 to FL, DIFF = Difference To Personal Best Lap, P = Crossed Finish Line in Pit Lane, D = Time Disallowed

P1		3		Joey LAMB DEN		Kawasaki 636 -	
IDEAL LAP TIME : 48.789		BEST LAP TIME : 48.801		DIFFERENCE : 0.012			
LAP	SECTOR 1	SECTOR 2	LAP TIME	MPH	DIFF	TIME OF DAY	
1 -		20.444	55.965	77.70	7.164	12:55:53.523	
2 -	29.948	19.936	49.884	87.17	1.083	12:56:43.407	
3 -	29.377	19.889	49.266	88.26	0.465	12:57:32.673	
4 -	29.238	19.623	48.861 (2)	88.99	0.060	12:58:21.534	
5 -	29.447	19.930	49.377	88.06	0.576	12:59:10.911	
6 -	29.357	19.628	48.985 (3)	88.77	0.184	12:59:59.896	
7 -	29.456	19.755	49.211	88.36	0.410	13:00:49.107	
8 -	29.166	19.635	48.801 (1)	89.10		13:01:37.908	
9 -	29.296	19.745	49.041	88.67	0.240	13:02:26.949	
10 -	29.467	20.126	49.593	87.68	0.792	13:03:16.542	
11 -	29.289	20.064	49.353	88.11	0.552	13:04:05.895	
12 -	29.607	19.700	49.307	88.19	0.506	13:04:55.202	

P2		135		Zack WESTON		Yamaha R6 - Speedy Freight - NW Racing	
IDEAL LAP TIME : 48.905		BEST LAP TIME : 49.061		DIFFERENCE : 0.156			
LAP	SECTOR 1	SECTOR 2	LAP TIME	MPH	DIFF	TIME OF DAY	
1 -		20.204	55.564	78.26	6.503	12:55:53.122	
2 -	29.736	19.867	49.603	87.66	0.542	12:56:42.725	
3 -	29.456	19.605	49.061 (1)	88.63		12:57:31.786	
4 -	29.799	19.816	49.615	87.64	0.554	12:58:21.401	
5 -	29.556	20.062	49.618	87.64	0.557	12:59:11.019	
6 -	29.591	19.919	49.510	87.83	0.449	13:00:00.529	
7 -	29.407	19.773	49.180	88.42	0.119	13:00:49.709	
8 -	29.300	19.843	49.143 (3)	88.48	0.082	13:01:38.852	
9 -	29.694	19.782	49.476	87.89	0.415	13:02:28.328	
10 -	29.436	19.698	49.134 (2)	88.50	0.073	13:03:17.462	
11 -	29.750	20.042	49.792	87.33	0.731	13:04:07.254	
12 -	30.133	20.675	50.808	85.58	1.747	13:04:58.062	

P3		56		Michael MILLS		Yamaha R6 - A51 Racing, The Wokingham Bar Company	
IDEAL LAP TIME : 48.877		BEST LAP TIME : 48.906		DIFFERENCE : 0.029			
LAP	SECTOR 1	SECTOR 2	LAP TIME	MPH	DIFF	TIME OF DAY	
1 -		20.285	55.493	78.36	6.587	12:55:53.051	
2 -	30.211	19.993	50.204	86.61	1.298	12:56:43.255	
3 -	29.479	20.082	49.561	87.74	0.655	12:57:32.816	
4 -	29.588	19.971	49.559	87.74	0.653	12:58:22.375	
5 -	29.305	19.870	49.175	88.43	0.269	12:59:11.550	
6 -	29.291	19.837	49.128 (2)	88.51	0.222	13:00:00.678	
7 -	29.673	19.698	49.371	88.08	0.465	13:00:50.049	
8 -	29.446	19.713	49.159 (3)	88.45	0.253	13:01:39.208	
9 -	29.514	19.697	49.211	88.36	0.305	13:02:28.419	
10 -	29.180	19.726	48.906 (1)	88.91		13:03:17.325	
11 -	29.751	20.312	50.063	86.86	1.157	13:04:07.388	
12 -	30.100	20.841	50.941	85.36	2.035	13:04:58.329	

BMCRC-MRO Championships 2025 - Rnd 1 @ Brands Hatch Indy

DART MRO 600 inc Clubman 600 & GP2/EVO

RACE 9 - SECTOR ANALYSIS



SECTOR 1 = FL to I1, SECTOR 2 = I1 to FL, DIFF = Difference To Personal Best Lap, P = Crossed Finish Line in Pit Lane, D = Time Disallowed

P4 164 Michael TUSTIN		Yamaha R6 - Keder Greenhouse				
IDEAL LAP TIME : 49.349		BEST LAP TIME : 49.424		DIFFERENCE : 0.075		
LAP	SECTOR 1	SECTOR 2	LAP TIME	MPH	DIFF	TIME OF DAY
1 -		20.158	55.647	78.14	6.223	12:55:53.205
2 -	30.169	20.286	50.455	86.18	1.031	12:56:43.660
3 -	29.502	19.981	49.483 (3)	87.88	0.059	12:57:33.143
4 -	29.733	20.241	49.974	87.01	0.550	12:58:23.117
5 -	29.500	20.201	49.701	87.49	0.277	12:59:12.818
6 -	29.407	20.069	49.476 (2)	87.89	0.052	13:00:02.294
7 -	29.404	20.020	49.424 (1)	87.98		13:00:51.718
8 -	29.383	20.258	49.641	87.60	0.217	13:01:41.359
9 -	29.513	20.111	49.624	87.63	0.200	13:02:30.983
10 -	29.368	20.144	49.512	87.82	0.088	13:03:20.495
11 -	29.425	20.820	50.245	86.54	0.821	13:04:10.740
12 -	29.761	20.149	49.910	87.12	0.486	13:05:00.650

P5 212 Matt PALLETT		Kawasaki ZX636 - In:timber				
IDEAL LAP TIME : 48.949		BEST LAP TIME : 49.097		DIFFERENCE : 0.148		
LAP	SECTOR 1	SECTOR 2	LAP TIME	MPH	DIFF	TIME OF DAY
1 -		20.277	55.103	78.91	6.006	12:55:52.661
2 -	29.827	19.953	49.780	87.35	0.683	12:56:42.441
3 -	29.364	19.896	49.260	88.27	0.163	12:57:31.701
4 -	29.553	19.991	49.544	87.77	0.447	12:58:21.245
5 -	29.474	20.047	49.521	87.81	0.424	12:59:10.766
6 -	29.692	19.943	49.635	87.61	0.538	13:00:00.401
7 -	29.764	19.668	49.432	87.97	0.335	13:00:49.833
8 -	29.420	19.684	49.104 (2)	88.55	0.007	13:01:38.937
9 -	29.281	19.816	49.097 (1)	88.57		13:02:28.034
10 -	29.332	19.789	49.121 (3)	88.52	0.024	13:03:17.155
11 -	29.795	20.865	50.660	85.83	1.563	13:04:07.815
12 -	31.509	21.497	53.006	82.03	3.909	13:05:00.821

P6 190 Glenn WALSH		Triumph 675 - Walters Medical/Moto46				
IDEAL LAP TIME : 49.171		BEST LAP TIME : 49.194		DIFFERENCE : 0.023		
LAP	SECTOR 1	SECTOR 2	LAP TIME	MPH	DIFF	TIME OF DAY
1 -		20.301	56.483	76.98	7.289	12:55:54.041
2 -	30.281	20.091	50.372	86.32	1.178	12:56:44.413
3 -	29.869	20.183	50.052	86.88	0.858	12:57:34.465
4 -	29.964	20.202	50.166	86.68	0.972	12:58:24.631
5 -	29.721	20.057	49.778	87.35	0.584	12:59:14.409
6 -	29.430	19.764	49.194 (1)	88.39		13:00:03.603
7 -	29.407	19.841	49.248 (2)	88.30	0.054	13:00:52.851
8 -	29.531	20.007	49.538 (3)	87.78	0.344	13:01:42.389
9 -	29.752	20.011	49.763	87.38	0.569	13:02:32.152
10 -	29.519	20.035	49.554	87.75	0.360	13:03:21.706
11 -	29.579	20.126	49.705	87.48	0.511	13:04:11.411
12 -	30.505	20.147	50.652	85.85	1.458	13:05:02.063

BMCRC-MRO Championships 2025 - Rnd 1 @ Brands Hatch Indy

DART MRO 600 inc Clubman 600 & GP2/EVO

RACE 9 - SECTOR ANALYSIS



SECTOR 1 = FL to I1, SECTOR 2 = I1 to FL, DIFF = Difference To Personal Best Lap, P = Crossed Finish Line in Pit Lane, D = Time Disallowed

P7 141 Henry ROSS		Yamaha R6 -				
IDEAL LAP TIME : 49.098		BEST LAP TIME : 49.163		DIFFERENCE : 0.065		
LAP	SECTOR 1	SECTOR 2	LAP TIME	MPH	DIFF	TIME OF DAY
1 -		20.709	57.457	75.68	8.294	12:55:55.015
2 -	30.834	20.297	51.131	85.04	1.968	12:56:46.146
3 -	30.268	20.028	50.296	86.46	1.133	12:57:36.442
4 -	30.092	19.978	50.070	86.85	0.907	12:58:26.512
5 -	29.794	19.831	49.625	87.62	0.462	12:59:16.137
6 -	29.668	19.808	49.476	87.89	0.313	13:00:05.613
7 -	29.795	19.564	49.359 (3)	88.10	0.196	13:00:54.972
8 -	29.991	20.216	50.207	86.61	1.044	13:01:45.179
9 -	29.856	19.887	49.743	87.42	0.580	13:02:34.922
10 -	29.615	19.605	49.220 (2)	88.35	0.057	13:03:24.142
11 -	29.534	19.629	49.163 (1)	88.45		13:04:13.305
12 -	30.111	20.132	50.243	86.55	1.080	13:05:03.548

P8 91 Sam HIRST		Kawasaki ZX-636 - Team Valley Racing				
IDEAL LAP TIME : 49.851		BEST LAP TIME : 49.885		DIFFERENCE : 0.034		
LAP	SECTOR 1	SECTOR 2	LAP TIME	MPH	DIFF	TIME OF DAY
1 -		20.304	56.334	77.19	6.449	12:55:53.892
2 -	30.312	20.101	50.413	86.25	0.528	12:56:44.305
3 -	29.852	20.156	50.008 (2)	86.95	0.123	12:57:34.313
4 -	29.989	20.161	50.150 (3)	86.71	0.265	12:58:24.463
5 -	29.750	20.135	49.885 (1)	87.17		12:59:14.348
6 -	30.162	20.102	50.264	86.51	0.379	13:00:04.612
7 -	30.127	20.145	50.272	86.50	0.387	13:00:54.884
8 -	29.936	20.277	50.213	86.60	0.328	13:01:45.097
9 -	29.979	20.341	50.320	86.41	0.435	13:02:35.417
10 -	30.248	20.303	50.551	86.02	0.666	13:03:25.968
11 -	29.873	20.337	50.210	86.60	0.325	13:04:16.178
12 -	30.077	20.312	50.389	86.30	0.504	13:05:06.567

P9 440 Elijah EVERTON		KAWASAKI NINJA 600 -				
IDEAL LAP TIME : 49.389		BEST LAP TIME : 49.455		DIFFERENCE : 0.066		
LAP	SECTOR 1	SECTOR 2	LAP TIME	MPH	DIFF	TIME OF DAY
1 -		20.323	57.091	76.16	7.636	12:55:54.649
2 -	30.217	20.272	50.489	86.12	1.034	12:56:45.138
3 -	32.555	20.161	52.716	82.49	3.261	12:57:37.854
4 -	29.915	20.067	49.982	87.00	0.527	12:58:27.836
5 -	29.774	20.114	49.888	87.16	0.433	12:59:17.724
6 -	29.421	20.034	49.455 (1)	87.93		13:00:07.179
7 -	32.162	20.205	52.367	83.04	2.912	13:00:59.546
8 -	29.653	20.027	49.680 (3)	87.53	0.225	13:01:49.226
9 -	29.858	20.517	50.375	86.32	0.920	13:02:39.601
10 -	29.562	19.968	49.530 (2)	87.79	0.075	13:03:29.131
11 -	29.669	20.046	49.715	87.47	0.260	13:04:18.846
12 -	29.896	20.101	49.997	86.97	0.542	13:05:08.843

BMCRC-MRO Championships 2025 - Rnd 1 @ Brands Hatch Indy

DART MRO 600 inc Clubman 600 & GP2/EVO

RACE 9 - SECTOR ANALYSIS



SECTOR 1 = FL to I1, SECTOR 2 = I1 to FL, DIFF = Difference To Personal Best Lap, P = Crossed Finish Line in Pit Lane, D = Time Disallowed

P10 5		Luke MACRAE		Triumph 765 - Northlands Fencing/ EPS Pumps		
IDEAL LAP TIME : 50.367		BEST LAP TIME : 50.470		DIFFERENCE : 0.103		
LAP	SECTOR 1	SECTOR 2	LAP TIME	MPH	DIFF	TIME OF DAY
1 -		20.707	58.130	74.80	7.660	12:55:55.688
2 -	30.632	20.196	50.828	85.55	0.358	12:56:46.516
3 -	30.421	20.193	50.614	85.91	0.144	12:57:37.130
4 -	30.397	20.281	50.678	85.80	0.208	12:58:27.808
5 -	30.607	20.308	50.915	85.40	0.445	12:59:18.723
6 -	30.195	20.275	50.470 (1)	86.16		13:00:09.193
7 -	30.270	20.239	50.509 (3)	86.09	0.039	13:00:59.702
8 -	30.174	20.302	50.476 (2)	86.15	0.006	13:01:50.178
9 -	30.812	20.471	51.283	84.79	0.813	13:02:41.461
10 -	30.476	20.589	51.065	85.15	0.595	13:03:32.526
11 -	30.835	20.737	51.572	84.32	1.102	13:04:24.098
12 -	30.511	20.553	51.064	85.15	0.594	13:05:15.162

P11 169		Gareth CUNNINGHAM		Yamaha R6 -		
IDEAL LAP TIME : 50.436		BEST LAP TIME : 50.593		DIFFERENCE : 0.157		
LAP	SECTOR 1	SECTOR 2	LAP TIME	MPH	DIFF	TIME OF DAY
1 -		20.919	58.241	74.66	7.648	12:55:55.799
2 -	31.214	20.380	51.594	84.28	1.001	12:56:47.393
3 -	30.677	20.414	51.091	85.11	0.498	12:57:38.484
4 -	30.332	20.373	50.705 (3)	85.76	0.112	12:58:29.189
5 -	30.279	20.432	50.711	85.75	0.118	12:59:19.900
6 -	30.338	20.361	50.699 (2)	85.77	0.106	13:00:10.599
7 -	30.204	20.522	50.726	85.72	0.133	13:01:01.325
8 -	30.305	20.554	50.859	85.50	0.266	13:01:52.184
9 -	30.301	20.623	50.924	85.39	0.331	13:02:43.108
10 -	30.516	20.586	51.102	85.09	0.509	13:03:34.210
11 -	30.357	20.483	50.840	85.53	0.247	13:04:25.050
12 -	30.075	20.518	50.593 (1)	85.95		13:05:15.643

P12 178 C		Paul BLOOMFIELD		Yamaha R6 - Martello transport		
IDEAL LAP TIME : 50.489		BEST LAP TIME : 50.584		DIFFERENCE : 0.095		
LAP	SECTOR 1	SECTOR 2	LAP TIME	MPH	DIFF	TIME OF DAY
1 -		20.895	58.513	74.31	7.929	12:55:56.071
2 -	31.043	20.633	51.676	84.15	1.092	12:56:47.747
3 -	30.648	20.618	51.266	84.82	0.682	12:57:39.013
4 -	30.711	20.525	51.236	84.87	0.652	12:58:30.249
5 -	30.605	20.700	51.305	84.75	0.721	12:59:21.554
6 -	30.529	20.510	51.039	85.20	0.455	13:00:12.593
7 -	30.126	20.524	50.650 (2)	85.85	0.066	13:01:03.243
8 -	30.578	20.497	51.075	85.14	0.491	13:01:54.318
9 -	30.632	20.486	51.118	85.06	0.534	13:02:45.436
10 -	30.504	20.375	50.879	85.46	0.295	13:03:36.315
11 -	30.221	20.363	50.584 (1)	85.96		13:04:26.899
12 -	30.320	20.384	50.704 (3)	85.76	0.120	13:05:17.603

BMCRC-MRO Championships 2025 - Rnd 1 @ Brands Hatch Indy

DART MRO 600 inc Clubman 600 & GP2/EVO

RACE 9 - SECTOR ANALYSIS



SECTOR 1 = FL to I1, SECTOR 2 = I1 to FL, DIFF = Difference To Personal Best Lap, P = Crossed Finish Line in Pit Lane, D = Time Disallowed

P13 35 Kai DICKINSON		Yamaha R6 - Dad				
IDEAL LAP TIME : 50.172		BEST LAP TIME : 50.172		DIFFERENCE : 0.000		
LAP	SECTOR 1	SECTOR 2	LAP TIME	MPH	DIFF	TIME OF DAY
1 -		21.206	59.002	73.70	8.830	12:55:56.560
2 -	30.959	20.760	51.719	84.08	1.547	12:56:48.279
3 -	30.452	20.664	51.116	85.07	0.944	12:57:39.395
4 -	30.924	20.526	51.450	84.52	1.278	12:58:30.845
5 -	31.152	20.627	51.779	83.98	1.607	12:59:22.624
6 -	30.543	20.471	51.014	85.24	0.842	13:00:13.638
7 -	30.221	20.604	50.825 (3)	85.56	0.653	13:01:04.463
8 -	30.189	20.664	50.853	85.51	0.681	13:01:55.316
9 -	30.227	20.529	50.756 (2)	85.67	0.584	13:02:46.072
10 -	30.468	20.379	50.847	85.52	0.675	13:03:36.919
11 -	29.970	20.202	50.172 (1)	86.67		13:04:27.091
12 -	30.370	20.545	50.915	85.40	0.743	13:05:18.006

P14 910 C Harry GOWER		Triumph DAYTONA 765 - RG Racing				
IDEAL LAP TIME : 50.447		BEST LAP TIME : 50.489		DIFFERENCE : 0.042		
LAP	SECTOR 1	SECTOR 2	LAP TIME	MPH	DIFF	TIME OF DAY
1 -		20.704	59.134	73.53	8.645	12:55:56.692
2 -	31.263	20.481	51.744	84.04	1.255	12:56:48.436
3 -	30.564	20.321	50.885	85.45	0.396	12:57:39.321
4 -	31.013	20.662	51.675	84.15	1.186	12:58:30.996
5 -	30.606	20.475	51.081	85.13	0.592	12:59:22.077
6 -	30.915	20.245	51.160	85.00	0.671	13:00:13.237
7 -	30.567	20.176	50.743 (3)	85.69	0.254	13:01:03.980
8 -	30.531	20.225	50.756	85.67	0.267	13:01:54.736
9 -	30.776	20.683	51.459	84.50	0.970	13:02:46.195
10 -	30.572	20.213	50.785	85.62	0.296	13:03:36.980
11 -	30.312	20.177	50.489 (1)	86.12		13:04:27.469
12 -	30.464	20.135	50.599 (2)	85.94	0.110	13:05:18.068

P15 28 C Tom WALKER		Yamaha R6 - TRW Racing				
IDEAL LAP TIME : 50.877		BEST LAP TIME : 50.877		DIFFERENCE : 0.000		
LAP	SECTOR 1	SECTOR 2	LAP TIME	MPH	DIFF	TIME OF DAY
1 -		20.952	57.976	75.00	7.099	12:55:55.534
2 -	31.218	20.506	51.724	84.07	0.847	12:56:47.258
3 -	31.027	20.572	51.599	84.27	0.722	12:57:38.857
4 -	30.741	20.542	51.283	84.79	0.406	12:58:30.140
5 -	31.685	20.596	52.281	83.17	1.404	12:59:22.421
6 -	30.927	20.507	51.434	84.54	0.557	13:00:13.855
7 -	30.979	20.767	51.746	84.03	0.869	13:01:05.601
8 -	30.585	20.466	51.051 (2)	85.18	0.174	13:01:56.652
9 -	30.738	20.460	51.198	84.93	0.321	13:02:47.850
10 -	30.605	20.528	51.133 (3)	85.04	0.256	13:03:38.983
11 -	30.807	20.543	51.350	84.68	0.473	13:04:30.333
12 -	30.507	20.370	50.877 (1)	85.47		13:05:21.210

BMCRC-MRO Championships 2025 - Rnd 1 @ Brands Hatch Indy

DART MRO 600 inc Clubman 600 & GP2/EVO

RACE 9 - SECTOR ANALYSIS



SECTOR 1 = FL to I1, SECTOR 2 = I1 to FL, DIFF = Difference To Personal Best Lap, P = Crossed Finish Line in Pit Lane, D = Time Disallowed

P16 54 C		Jake ANDERTON		Yamaha R6 - Hunter Racing			
IDEAL LAP TIME : 50.662		BEST LAP TIME : 50.864		DIFFERENCE : 0.202			
LAP	SECTOR 1	SECTOR 2	LAP TIME	MPH	DIFF	TIME OF DAY	
1 -		20.991	59.171	73.49	8.307	12:55:56.729	
2 -	31.498	20.572	52.070	83.51	1.206	12:56:48.799	
3 -	30.861	20.244	51.105 (3)	85.09	0.241	12:57:39.904	
4 -	30.901	20.458	51.359	84.67	0.495	12:58:31.263	
5 -	30.893	20.914	51.807	83.93	0.943	12:59:23.070	
6 -	30.545	20.319	50.864 (1)	85.49		13:00:13.934	
7 -	30.648	20.650	51.298	84.77	0.434	13:01:05.232	
8 -	30.555	20.770	51.325	84.72	0.461	13:01:56.557	
9 -	30.865	20.571	51.436	84.54	0.572	13:02:47.993	
10 -	30.418	20.501	50.919 (2)	85.40	0.055	13:03:38.912	
11 -	31.069	20.635	51.704	84.10	0.840	13:04:30.616	
12 -	30.639	20.525	51.164	84.99	0.300	13:05:21.780	

P17 44		James DUTTON		Yamaha R6 - AMR Motorcycles			
IDEAL LAP TIME : 50.890		BEST LAP TIME : 51.027		DIFFERENCE : 0.137			
LAP	SECTOR 1	SECTOR 2	LAP TIME	MPH	DIFF	TIME OF DAY	
1 -		21.148	59.741	72.78	8.714	12:55:57.299	
2 -	31.076	20.775	51.851	83.86	0.824	12:56:49.150	
3 -	30.692	20.644	51.336	84.70	0.309	12:57:40.486	
4 -	30.517	20.541	51.058 (2)	85.16	0.031	12:58:31.544	
5 -	30.760	20.933	51.693	84.12	0.666	12:59:23.237	
6 -	30.477	20.594	51.071 (3)	85.14	0.044	13:00:14.308	
7 -	30.888	20.540	51.428	84.55	0.401	13:01:05.736	
8 -	30.522	20.658	51.180	84.96	0.153	13:01:56.916	
9 -	30.668	20.715	51.383	84.63	0.356	13:02:48.299	
10 -	30.350	20.677	51.027 (1)	85.22		13:03:39.326	
11 -	30.752	20.696	51.448	84.52	0.421	13:04:30.774	
12 -	30.482	20.622	51.104	85.09	0.077	13:05:21.878	

P18 818 EVO		Alex BARKER		Triumph 765 DAYTONA - Barker Woodrow LTD & SS5 Construc			
IDEAL LAP TIME : 50.582		BEST LAP TIME : 50.726		DIFFERENCE : 0.144			
LAP	SECTOR 1	SECTOR 2	LAP TIME	MPH	DIFF	TIME OF DAY	
1 -		21.238	1:01.530	70.67	10.804	12:55:59.088	
2 -	31.382	20.565	51.947	83.71	1.221	12:56:51.035	
3 -	30.957	20.393	51.350	84.68	0.624	12:57:42.385	
4 -	30.763	20.420	51.183	84.96	0.457	12:58:33.568	
5 -	30.591	20.355	50.946 (3)	85.35	0.220	12:59:24.514	
6 -	30.394	20.332	50.726 (1)	85.72		13:00:15.240	
7 -	31.091	20.188	51.279	84.80	0.553	13:01:06.519	
8 -	30.437	20.460	50.897 (2)	85.43	0.171	13:01:57.416	
9 -	30.648	20.339	50.987	85.28	0.261	13:02:48.403	
10 -	31.334	20.645	51.979	83.66	1.253	13:03:40.382	
11 -	30.852	20.500	51.352	84.68	0.626	13:04:31.734	
12 -	30.564	20.582	51.146	85.02	0.420	13:05:22.880	

BMCRC-MRO Championships 2025 - Rnd 1 @ Brands Hatch Indy

DART MRO 600 inc Clubman 600 & GP2/EVO

RACE 9 - SECTOR ANALYSIS



SECTOR 1 = FL to I1, SECTOR 2 = I1 to FL, DIFF = Difference To Personal Best Lap, P = Crossed Finish Line in Pit Lane, D = Time Disallowed

P19 61 C		Jason GAMBLE		Kawasaki ZX6R - #TeamRace			
IDEAL LAP TIME : 50.485		BEST LAP TIME : 50.780		DIFFERENCE : 0.295			
LAP	SECTOR 1	SECTOR 2	LAP TIME	MPH	DIFF	TIME OF DAY	
1 -		21.597	1:01.058	71.21	10.278	12:55:58.616	
2 -	31.540	20.857	52.397	82.99	1.617	12:56:51.013	
3 -	32.088	20.632	52.720	82.48	1.940	12:57:43.733	
4 -	30.795	20.556	51.351	84.68	0.571	12:58:35.084	
5 -	30.595	20.466	51.061	85.16	0.281	12:59:26.145	
6 -	30.588	20.458	51.046 (3)	85.18	0.266	13:00:17.191	
7 -	30.550	20.521	51.071	85.14	0.291	13:01:08.262	
8 -	30.198	20.582	50.780 (1)	85.63		13:01:59.042	
9 -	31.314	20.505	51.819	83.91	1.039	13:02:50.861	
10 -	30.750	20.287	51.037 (2)	85.20	0.257	13:03:41.898	
11 -	30.781	20.717	51.498	84.44	0.718	13:04:33.396	
12 -	31.305	20.625	51.930	83.73	1.150	13:05:25.326	

P20 115 C		Brian MAHER		Yamaha R6 - Spraytech /Espresso Solutions			
IDEAL LAP TIME : 51.721		BEST LAP TIME : 51.946		DIFFERENCE : 0.225			
LAP	SECTOR 1	SECTOR 2	LAP TIME	MPH	DIFF	TIME OF DAY	
1 -		21.179	1:00.177	72.26	8.231	12:55:57.735	
2 -	31.870	21.052	52.922	82.17	0.976	12:56:50.657	
3 -	31.871	20.767	52.638	82.61	0.692	12:57:43.295	
4 -	31.587	20.800	52.387	83.00	0.441	12:58:35.682	
5 -	31.546	21.223	52.769	82.40	0.823	12:59:28.451	
6 -	31.590	20.857	52.447	82.91	0.501	13:00:20.898	
7 -	31.354	20.800	52.154	83.38	0.208	13:01:13.052	
8 -	31.238	20.708	51.946 (1)	83.71		13:02:04.998	
9 -	31.132	20.875	52.007 (2)	83.61	0.061	13:02:57.005	
10 -	31.505	20.816	52.321	83.11	0.375	13:03:49.326	
11 -	31.464	20.643	52.107 (3)	83.45	0.161	13:04:41.433	
12 -	31.078	21.160	52.238	83.24	0.292	13:05:33.671	

P21 153 C		Aaron HICKMOTT		Kawasaki ZX6R - Me, Myself & I			
IDEAL LAP TIME : 51.512		BEST LAP TIME : 51.735		DIFFERENCE : 0.223			
LAP	SECTOR 1	SECTOR 2	LAP TIME	MPH	DIFF	TIME OF DAY	
1 -		21.559	1:01.797	70.36	10.062	12:55:59.355	
2 -	32.230	21.522	53.752	80.90	2.017	12:56:53.107	
3 -	31.382	21.357	52.739	82.45	1.004	12:57:45.846	
4 -	31.235	20.962	52.197	83.31	0.462	12:58:38.043	
5 -	31.040	20.891	51.931	83.73	0.196	12:59:29.974	
6 -	31.175	20.748	51.923	83.75	0.188	13:00:21.897	
7 -	31.167	20.624	51.791 (2)	83.96	0.056	13:01:13.688	
8 -	31.281	20.742	52.023	83.59	0.288	13:02:05.711	
9 -	30.888	20.847	51.735 (1)	84.05		13:02:57.446	
10 -	31.445	20.867	52.312	83.12	0.577	13:03:49.758	
11 -	31.485	20.938	52.423	82.95	0.688	13:04:42.181	
12 -	30.980	20.832	51.812 (3)	83.93	0.077	13:05:33.993	

BMCRC-MRO Championships 2025 - Rnd 1 @ Brands Hatch Indy

DART MRO 600 inc Clubman 600 & GP2/EVO

RACE 9 - SECTOR ANALYSIS



SECTOR 1 = FL to I1, SECTOR 2 = I1 to FL, DIFF = Difference To Personal Best Lap, P = Crossed Finish Line in Pit Lane, D = Time Disallowed

P22 38 C		Paul COOMBS		Triumph 675R DAYTONA -			
IDEAL LAP TIME : 51.656		BEST LAP TIME : 51.771		DIFFERENCE : 0.115			
LAP	SECTOR 1	SECTOR 2	LAP TIME	MPH	DIFF	TIME OF DAY	
1 -		21.542	1:01.464	70.74	9.693	12:55:59.022	
2 -	32.381	20.850	53.231	81.69	1.460	12:56:52.253	
3 -	32.044	21.350	53.394	81.44	1.623	12:57:45.647	
4 -	31.163	21.048	52.211	83.28	0.440	12:58:37.858	
5 -	31.008	20.833	51.841 (2)	83.88	0.070	12:59:29.699	
6 -	31.159	20.861	52.020 (3)	83.59	0.249	13:00:21.719	
7 -	30.968	20.803	51.771 (1)	83.99		13:01:13.490	
8 -	31.172	20.902	52.074	83.50	0.303	13:02:05.564	
9 -	31.413	20.747	52.160	83.37	0.389	13:02:57.724	
10 -	31.453	20.688	52.141	83.40	0.370	13:03:49.865	
11 -	31.163	21.021	52.184	83.33	0.413	13:04:42.049	
12 -	31.524	21.038	52.562	82.73	0.791	13:05:34.611	

P23 40 C		James LORD		-			
IDEAL LAP TIME : 51.219		BEST LAP TIME : 51.248		DIFFERENCE : 0.029			
LAP	SECTOR 1	SECTOR 2	LAP TIME	MPH	DIFF	TIME OF DAY	
1 -		21.687	1:02.722	69.33	11.474	12:56:00.280	
2 -	31.815	21.413	53.228	81.69	1.980	12:56:53.508	
3 -	31.862	21.036	52.898	82.20	1.650	12:57:46.406	
4 -	31.870	20.685	52.555	82.74	1.307	12:58:38.961	
5 -	31.027	20.221	51.248 (1)	84.85		12:59:30.209	
6 -	31.118	20.713	51.831 (3)	83.89	0.583	13:00:22.040	
7 -	31.676	20.378	52.054	83.54	0.806	13:01:14.094	
8 -	31.615	20.434	52.049	83.54	0.801	13:02:06.143	
9 -	30.998	20.739	51.737 (2)	84.05	0.489	13:02:57.880	
10 -	31.466	20.898	52.364	83.04	1.116	13:03:50.244	
11 -	31.144	20.886	52.030	83.57	0.782	13:04:42.274	
12 -	31.499	20.941	52.440	82.92	1.192	13:05:34.714	

P24 83		Jason SIGGS		Yamaha R6 - J Siggs Construction			
IDEAL LAP TIME : 51.458		BEST LAP TIME : 51.580		DIFFERENCE : 0.122			
LAP	SECTOR 1	SECTOR 2	LAP TIME	MPH	DIFF	TIME OF DAY	
1 -		21.164	1:00.484	71.89	8.904	12:55:58.042	
2 -	31.937	20.949	52.886	82.22	1.306	12:56:50.928	
3 -	32.039	20.743	52.782	82.38	1.202	12:57:43.710	
4 -	31.598	20.869	52.467	82.88	0.887	12:58:36.177	
5 -	31.588	20.955	52.543	82.76	0.963	12:59:28.720	
6 -	31.817	21.192	53.009	82.03	1.429	13:00:21.729	
7 -	31.842	20.403	52.245 (3)	83.23	0.665	13:01:13.974	
8 -	31.443	20.690	52.133 (2)	83.41	0.553	13:02:06.107	
9 -	31.698	20.842	52.540	82.76	0.960	13:02:58.647	
10 -	31.055	20.525	51.580 (1)	84.30		13:03:50.227	
11 -	31.592	20.827	52.419	82.95	0.839	13:04:42.646	
12 -	31.600	21.206	52.806	82.35	1.226	13:05:35.452	

BMCRC-MRO Championships 2025 - Rnd 1 @ Brands Hatch Indy

DART MRO 600 inc Clubman 600 & GP2/EVO

RACE 9 - SECTOR ANALYSIS



SECTOR 1 = FL to I1, SECTOR 2 = I1 to FL, DIFF = Difference To Personal Best Lap, P = Crossed Finish Line in Pit Lane, D = Time Disallowed

P25 55		Aditya Singh BEHAL		Yamaha YZF-R6 -		
IDEAL LAP TIME : 51.807		BEST LAP TIME : 51.874		DIFFERENCE : 0.067		
LAP	SECTOR 1	SECTOR 2	LAP TIME	MPH	DIFF	TIME OF DAY
1 -		22.244	1:03.943	68.00	12.069	12:56:01.501
2 -	32.421	21.265	53.686	81.00	1.812	12:56:55.187
3 -	32.200	21.336	53.536	81.22	1.662	12:57:48.723
4 -	32.027	20.888	52.915	82.18	1.041	12:58:41.638
5 -	31.618	21.174	52.792	82.37	0.918	12:59:34.430
6 -	31.387	20.956	52.343	83.07	0.469	13:00:26.773
7 -	31.256	20.806	52.062 (2)	83.52	0.188	13:01:18.835
8 -	31.493	20.891	52.384	83.01	0.510	13:02:11.219
9 -	31.751	20.841	52.592	82.68	0.718	13:03:03.811
10 -	31.196	20.678	51.874 (1)	83.83		13:03:55.685
11 -	31.658	20.611	52.269 (3)	83.19	0.395	13:04:47.954
12 -	31.516	20.917	52.433	82.93	0.559	13:05:40.387

P26 565		Louis KERSHAW		Kawasaki 636 - Shape Associates/Kingfisher Farm Antiques/Jur		
IDEAL LAP TIME : 51.581		BEST LAP TIME : 51.757		DIFFERENCE : 0.176		
LAP	SECTOR 1	SECTOR 2	LAP TIME	MPH	DIFF	TIME OF DAY
1 -		21.682	1:00.959	71.33	9.202	12:55:58.517
2 -	32.666	20.778	53.444	81.36	1.687	12:56:51.961
3 -	34.423	21.791	56.214	77.35	4.457	12:57:48.175
4 -	31.994	21.081	53.075	81.93	1.318	12:58:41.250
5 -	31.081	22.176	53.257	81.65	1.500	12:59:34.507
6 -	31.477	21.734	53.211	81.72	1.454	13:00:27.718
7 -	30.949	20.808	51.757 (1)	84.01		13:01:19.475
8 -	31.137	20.825	51.962 (3)	83.68	0.205	13:02:11.437
9 -	31.790	20.927	52.717	82.48	0.960	13:03:04.154
10 -	31.018	20.920	51.938 (2)	83.72	0.181	13:03:56.092
11 -	31.465	20.760	52.225	83.26	0.468	13:04:48.317
12 -	31.477	20.632	52.109	83.45	0.352	13:05:40.426

P27 52 C		James EGGINTON		Kawasaki ZX6R - Advance Computer Services - www.ACS.co.uk		
IDEAL LAP TIME : 52.361		BEST LAP TIME : 52.397		DIFFERENCE : 0.036		
LAP	SECTOR 1	SECTOR 2	LAP TIME	MPH	DIFF	TIME OF DAY
1 -		21.440	1:02.049	70.08	9.652	12:55:59.607
2 -	32.179	21.653	53.832	80.78	1.435	12:56:53.439
3 -	31.864	21.015	52.879	82.23	0.482	12:57:46.318
4 -	31.497	20.900	52.397 (1)	82.99		12:58:38.715
5 -	31.547	21.040	52.587	82.69	0.190	12:59:31.302
6 -	31.470	21.065	52.535 (2)	82.77	0.138	13:00:23.837
7 -	31.461	21.119	52.580 (3)	82.70	0.183	13:01:16.417
8 -	31.503	21.117	52.620	82.64	0.223	13:02:09.037
9 -	31.544	21.247	52.791	82.37	0.394	13:03:01.828
10 -	31.512	21.175	52.687	82.53	0.290	13:03:54.515
11 -	31.776	21.310	53.086	81.91	0.689	13:04:47.601
12 -	31.587	21.297	52.884	82.22	0.487	13:05:40.485

BMCRC-MRO Championships 2025 - Rnd 1 @ Brands Hatch Indy

DART MRO 600 inc Clubman 600 & GP2/EVO

RACE 9 - SECTOR ANALYSIS



SECTOR 1 = FL to I1, SECTOR 2 = I1 to FL, DIFF = Difference To Personal Best Lap, P = Crossed Finish Line in Pit Lane, D = Time Disallowed

P28 67 C		Edward ANSELL		Triumph 675 - ketchup Racing		
IDEAL LAP TIME : 52.168		BEST LAP TIME : 52.224		DIFFERENCE : 0.056		
LAP	SECTOR 1	SECTOR 2	LAP TIME	MPH	DIFF	TIME OF DAY
1 -		21.500	1:01.213	71.03	8.989	12:55:58.771
2 -	32.777	21.499	54.276	80.12	2.052	12:56:53.047
3 -	32.004	21.201	53.205	81.73	0.981	12:57:46.252
4 -	32.058	21.297	53.355	81.50	1.131	12:58:39.607
5 -	31.403	20.945	52.348 (2)	83.07	0.124	12:59:31.955
6 -	31.360	21.126	52.486 (3)	82.85	0.262	13:00:24.441
7 -	31.240	20.984	52.224 (1)	83.26		13:01:16.665
8 -	31.643	20.928	52.571	82.71	0.347	13:02:09.236
9 -	31.734	21.035	52.769	82.40	0.545	13:03:02.005
10 -	31.635	20.985	52.620	82.64	0.396	13:03:54.625
11 -	31.907	21.170	53.077	81.93	0.853	13:04:47.702
12 -	32.169	21.130	53.299	81.58	1.075	13:05:41.001

P29 74 C		Tom VAUGHAN		Yamaha R6 - Lamonde Automation Ltd, Smiths Mechanical Sup		
IDEAL LAP TIME : 52.057		BEST LAP TIME : 52.118		DIFFERENCE : 0.061		
LAP	SECTOR 1	SECTOR 2	LAP TIME	MPH	DIFF	TIME OF DAY
1 -		21.839	1:02.627	69.43	10.509	12:56:00.185
2 -	32.253	21.473	53.726	80.94	1.608	12:56:53.911
3 -	32.012	21.317	53.329	81.54	1.211	12:57:47.240
4 -	31.736	20.909	52.645	82.60	0.527	12:58:39.885
5 -	31.671	21.117	52.788	82.37	0.670	12:59:32.673
6 -	31.602	21.027	52.629	82.62	0.511	13:00:25.302
7 -	31.341	20.782	52.123 (2)	83.42	0.005	13:01:17.425
8 -	31.275	20.843	52.118 (1)	83.43		13:02:09.543
9 -	31.664	21.138	52.802	82.35	0.684	13:03:02.345
10 -	31.521	21.041	52.562 (3)	82.73	0.444	13:03:54.907
11 -	31.964	21.148	53.112	81.87	0.994	13:04:48.019
12 -	32.284	21.099	53.383	81.46	1.265	13:05:41.402

P30 888		Kirt ELLIOTT		Yamaha R6 -		
IDEAL LAP TIME : 53.157		BEST LAP TIME : 53.157		DIFFERENCE : 0.000		
LAP	SECTOR 1	SECTOR 2	LAP TIME	MPH	DIFF	TIME OF DAY
1 -		22.030	1:02.986	69.03	9.829	12:56:00.544
2 -	32.683	21.698	54.381	79.96	1.224	12:56:54.925
3 -	32.152	21.576	53.728	80.93	0.571	12:57:48.653
4 -	32.325	21.480	53.805	80.82	0.648	12:58:42.458
5 -	32.176	21.778	53.954	80.59	0.797	12:59:36.412
6 -	32.183	21.817	54.000	80.52	0.843	13:00:30.412
7 -	31.746	21.903	53.649 (2)	81.05	0.492	13:01:24.061
8 -	32.078	21.692	53.770	80.87	0.613	13:02:17.831
9 -	32.051	21.612	53.663 (3)	81.03	0.506	13:03:11.494
10 -	32.018	21.684	53.702	80.97	0.545	13:04:05.196
11 -	31.692	21.465	53.157 (1)	81.80		13:04:58.353

P31 65 C		Frank MONTINI		Triumph DAYTONA 675R - Sara Johnson		
IDEAL LAP TIME : 52.687		BEST LAP TIME : 52.952		DIFFERENCE : 0.265		
LAP	SECTOR 1	SECTOR 2	LAP TIME	MPH	DIFF	TIME OF DAY
1 -		22.488	1:03.911	68.04	10.959	12:56:01.469
2 -	32.828	21.929	54.757	79.41	1.805	12:56:56.226
3 -	32.742	21.893	54.635	79.59	1.683	12:57:50.861
4 -	32.584	21.580	54.164	80.28	1.212	12:58:45.025
5 -	32.291	21.593	53.884	80.70	0.932	12:59:38.909
6 -	32.518	21.274	53.792	80.84	0.840	13:00:32.701
7 -	31.810	21.474	53.284 (3)	81.61	0.332	13:01:25.985
8 -	31.928	21.422	53.350	81.51	0.398	13:02:19.335
9 -	32.589	21.296	53.885	80.70	0.933	13:03:13.220
10 -	31.784	21.204	52.988 (2)	82.06	0.036	13:04:06.208
11 -	31.483	21.469	52.952 (1)	82.12		13:04:59.160

BMCRC-MRO Championships 2025 - Rnd 1 @ Brands Hatch Indy

DART MRO 600 inc Clubman 600 & GP2/EVO

RACE 9 - SECTOR ANALYSIS



SECTOR 1 = FL to I1, SECTOR 2 = I1 to FL, DIFF = Difference To Personal Best Lap, P = Crossed Finish Line in Pit Lane, D = Time Disallowed

P32 130 C		Tom BARRETT		Yamaha R6 -		
IDEAL LAP TIME : 52.694		BEST LAP TIME : 52.839		DIFFERENCE : 0.145		
LAP	SECTOR 1	SECTOR 2	LAP TIME	MPH	DIFF	TIME OF DAY
1 -		22.060	1:04.333	67.59	11.494	12:56:01.891
2 -	33.215	21.441	54.656	79.56	1.817	12:56:56.547
3 -	32.958	21.464	54.422	79.90	1.583	12:57:50.969
4 -	32.623	21.700	54.323	80.05	1.484	12:58:45.292
5 -	32.325	21.570	53.895	80.68	1.056	12:59:39.187
6 -	32.858	21.048	53.906	80.67	1.067	13:00:33.093
7 -	31.866	21.229	53.095 (2)	81.90	0.256	13:01:26.188
8 -	32.358	21.178	53.536	81.22	0.697	13:02:19.724
9 -	31.990	21.223	53.213 (3)	81.72	0.374	13:03:12.937
10 -	31.646	21.193	52.839 (1)	82.29		13:04:05.776
11 -	32.777	21.076	53.853	80.74	1.014	13:04:59.629

P33 46 C		Matthew FINCH		Triumph DAYTONA 675 - Greenways Gardening		
IDEAL LAP TIME : 52.652		BEST LAP TIME : 52.652		DIFFERENCE : 0.000		
LAP	SECTOR 1	SECTOR 2	LAP TIME	MPH	DIFF	TIME OF DAY
1 -		22.056	1:04.034	67.90	11.382	12:56:01.592
2 -	33.120	21.590	54.710	79.48	2.058	12:56:56.302
3 -	32.410	21.533	53.943	80.61	1.291	12:57:50.245
4 -	32.621	21.453	54.074	80.41	1.422	12:58:44.319
5 -	32.766	21.620	54.386	79.95	1.734	12:59:38.705
6 -	32.457	21.315	53.772	80.87	1.120	13:00:32.477
7 -	31.736	21.417	53.153 (3)	81.81	0.501	13:01:25.630
8 -	31.711	20.941	52.652 (1)	82.59		13:02:18.282
9 -	32.081	21.206	53.287	81.60	0.635	13:03:11.569
10 -	34.022	21.066	55.088	78.93	2.436	13:04:06.657
11 -	32.072	21.057	53.129 (2)	81.84	0.477	13:04:59.786

P34 77 C		Oliver HOBBS		Kawasaki ZX6R - Skyline Roofing centres		
IDEAL LAP TIME : 53.466		BEST LAP TIME : 53.466		DIFFERENCE : 0.000		
LAP	SECTOR 1	SECTOR 2	LAP TIME	MPH	DIFF	TIME OF DAY
1 -		22.463	1:05.861	66.02	12.395	12:56:03.419
2 -	32.916	21.533	54.449	79.86	0.983	12:56:57.868
3 -	32.667	21.601	54.268	80.13	0.802	12:57:52.136
4 -	33.001	21.573	54.574	79.68	1.108	12:58:46.710
5 -	32.301	21.420	53.721 (2)	80.94	0.255	12:59:40.431
6 -	32.455	21.522	53.977	80.56	0.511	13:00:34.408
7 -	32.165	21.301	53.466 (1)	81.33		13:01:27.874
8 -	32.872	21.735	54.607	79.63	1.141	13:02:22.481
9 -	32.532	21.615	54.147	80.31	0.681	13:03:16.628
10 -	32.537	21.305	53.842 (3)	80.76	0.376	13:04:10.470
11 -	32.305	21.806	54.111	80.36	0.645	13:05:04.581

P35 71 C		David RANSOME		Yamaha YZF R6 -		
IDEAL LAP TIME : 53.511		BEST LAP TIME : 53.603		DIFFERENCE : 0.092		
LAP	SECTOR 1	SECTOR 2	LAP TIME	MPH	DIFF	TIME OF DAY
1 -		21.999	1:04.670	67.24	11.067	12:56:02.228
2 -	33.209	21.609	54.818	79.32	1.215	12:56:57.046
3 -	32.815	21.605	54.420	79.90	0.817	12:57:51.466
4 -	32.861	21.368	54.229	80.18	0.626	12:58:45.695
5 -	32.792	21.656	54.448	79.86	0.845	12:59:40.143
6 -	32.304	21.299	53.603 (1)	81.12		13:00:33.746
7 -	32.549	21.207	53.756 (2)	80.89	0.153	13:01:27.502
8 -	33.011	21.657	54.668	79.54	1.065	13:02:22.170
9 -	33.376	21.646	55.022	79.03	1.419	13:03:17.192
10 -	32.440	21.492	53.932 (3)	80.63	0.329	13:04:11.124
11 -	32.484	21.480	53.964	80.58	0.361	13:05:05.088

BMCRC-MRO Championships 2025 - Rnd 1 @ Brands Hatch Indy

DART MRO 600 inc Clubman 600 & GP2/EVO

RACE 9 - BEST SECTORS

POS	SECTOR 1		SECTOR 2		IDEAL / BEST COMPARISON			IDEAL	BEST	DIFF
	NO	TIME	NO	TIME	POS	NO	NAME			
								PERFECT LAP	48.730	
1	3	29.166	141	19.564	1	3	LAMB DEN	48.789	48.801	0.012
2	56	29.180	135	19.605	2	56	MILLS	48.877	48.906	0.029
3	212	29.281	3	19.623	3	135	WESTON	48.905	49.061	0.156
4	135	29.300	212	19.668	4	212	PALLET T	48.949	49.097	0.148
5	164	29.368	56	19.697	5	141	ROSS	49.098	49.163	0.065
6	190	29.407	190	19.764	6	190	WALSH	49.171	49.194	0.023
7	440	29.421	440	19.968	7	164	TUSTIN	49.349	49.424	0.075
8	141	29.534	164	19.981	8	440	EVERTON	49.389	49.455	0.066
9	91	29.750	91	20.101	9	91	HIRST	49.851	49.885	0.034
10	35	29.970	910	20.135	10	35	DICKINSON	50.172	50.172	0.000
11	169	30.075	818	20.188	11	5	MACRAE	50.367	50.470	0.103
12	178	30.126	5	20.193	12	169	CUNNINGHAM	50.436	50.593	0.157
13	5	30.174	35	20.202	13	910	GOWER	50.447	50.489	0.042
14	61	30.198	40	20.221	14	61	GAMBLE	50.485	50.780	0.295
15	910	30.312	54	20.244	15	178	BLOOMFIELD	50.489	50.584	0.095
16	44	30.350	61	20.287	16	818	BARKER	50.582	50.726	0.144
17	818	30.394	169	20.361	17	54	ANDERTON	50.662	50.864	0.202
18	54	30.418	178	20.363	18	28	WALKER	50.877	50.877	0.000
19	28	30.507	28	20.370	19	44	DUTTON	50.890	51.027	0.137
20	153	30.888	83	20.403	20	40	LORD	51.219	51.248	0.029
21	565	30.949	44	20.540	21	83	SIGGS	51.458	51.580	0.122
22	38	30.968	55	20.611	22	153	HICKMOTT	51.512	51.735	0.223
23	40	30.998	153	20.624	23	565	KERSHAW	51.581	51.757	0.176
24	83	31.055	565	20.632	24	38	COOMBS	51.656	51.771	0.115
25	115	31.078	115	20.643	25	115	MAHER	51.721	51.946	0.225
26	55	31.196	38	20.688	26	55	BEHAL	51.807	51.874	0.067
27	67	31.240	74	20.782	27	74	VAUGHAN	52.057	52.118	0.061
28	74	31.275	52	20.900	28	67	ANSELL	52.168	52.224	0.056
29	52	31.461	67	20.928	29	52	EGGINTON	52.361	52.397	0.036
30	65	31.483	46	20.941	30	46	FINCH	52.652	52.652	0.000
31	130	31.646	130	21.048	31	65	MONTINI	52.687	52.952	0.265
32	888	31.692	65	21.204	32	130	BARRETT	52.694	52.839	0.145
33	46	31.711	71	21.207	33	888	ELLIOTT	53.157	53.157	0.000
34	77	32.165	77	21.301	34	77	HOBBS	53.466	53.466	0.000
35	71	32.304	888	21.465	35	71	RANSOME	53.511	53.603	0.092
36										

BMCRC-MRO Championships 2025 - Rnd 1 @ Brands Hatch Indy

DART MRO 600 inc Clubman 600 & GP2/EVO

RACE 9 - STATISTICS

Competitors Started 36
Planned Start 2025-03-16 @ 13:00:00.000
Actual Start 2025-03-16 @ 12:54:57.557
Finish Time 2025-03-16 @ 13:04:55.201
Track Length 1.2079mi.
Total Laps 414
Total Distance Covered 500.0894mi.

Session Fastest Lap History

NO	CL	NAME	LAP TIME	TIME OF DAY	LAP	VEHICLE
212		Matt PALLETT	49.780	12:56:42.463	2	Kawasaki ZX636
135		Zack WESTON	49.603	12:56:42.736	2	Yamaha R6
212		Matt PALLETT	49.260	12:57:31.724	3	Kawasaki ZX636
135		Zack WESTON	49.061	12:57:31.797	3	Yamaha R6
3		Joey LAMB DEN	48.861	12:58:21.556	4	Kawasaki 636
3		Joey LAMB DEN	48.801	13:01:37.931	8	Kawasaki 636

Session Leader History

NO	CL	NAME	FROM LAP	LAPS LED	DISTANCE	VEHICLE
212		Matt PALLETT	1	5	6.03 miles	Kawasaki ZX636
3		Joey LAMB DEN	6	7	8.45 miles	Kawasaki 636

Flag History

TYPE	TIME OF DAY
GREEN	12:54:57.557
FINISH	13:04:55.201

Flag Statistics

TYPE	COUNT	TOTAL LAPS	TOTAL TIME
Green	1	12	11:14.425
Red	0	0	0.000
Safety Car	0	0	0.000
FCY	0	0	0.000

BMCRC-MRO Championships 2025 - Rnd 1 @ Brands Hatch Indy

DART MRO 600 inc Clubman 600 & GP2/EVO

RACE 9 - STATISTICS

CLASS :

17 Starters

Fastest Lap History

NO	NAME	LAP TIME	TIME OF DAY	LAP	VEHICLE
212	Matt PALLETT	49.780	12:56:42.463	2	Kawasaki ZX636
135	Zack WESTON	49.603	12:56:42.736	2	Yamaha R6
212	Matt PALLETT	49.260	12:57:31.724	3	Kawasaki ZX636
135	Zack WESTON	49.061	12:57:31.797	3	Yamaha R6
3	Joey LAMB DEN	48.861	12:58:21.556	4	Kawasaki 636
3	Joey LAMB DEN	48.801	13:01:37.931	8	Kawasaki 636

Leader History

NO	NAME	FROM LAP	LAPS LED	DISTANCE	VEHICLE
212	Matt PALLETT	1	5	6.03 miles	Kawasaki ZX636
3	Joey LAMB DEN	6	7	8.45 miles	Kawasaki 636

BMCRC-MRO Championships 2025 - Rnd 1 @ Brands Hatch Indy

DART MRO 600 inc Clubman 600 & GP2/EVO

RACE 9 - STATISTICS

CLASS : C

18 Starters

Fastest Lap History

NO	NAME	LAP TIME	TIME OF DAY	LAP	VEHICLE
28	Tom WALKER	51.724	12:56:47.281	2	Yamaha R6
178	Paul BLOOMFIELD	51.676	12:56:47.770	2	Yamaha R6
28	Tom WALKER	51.599	12:57:38.880	3	Yamaha R6
178	Paul BLOOMFIELD	51.266	12:57:39.036	3	Yamaha R6
910	Harry GOWER	50.885	12:57:39.331	3	Triumph DAYTONA 765
54	Jake ANDERTON	50.864	13:00:13.956	6	Yamaha R6
178	Paul BLOOMFIELD	50.650	13:01:03.266	7	Yamaha R6
178	Paul BLOOMFIELD	50.584	13:04:26.922	11	Yamaha R6
910	Harry GOWER	50.489	13:04:27.478	11	Triumph DAYTONA 765

Leader History

NO	NAME	FROM LAP	LAPS LED	DISTANCE	VEHICLE
28	Tom WALKER	1	4	4.83 miles	Yamaha R6
178	Paul BLOOMFIELD	5	8	9.66 miles	Yamaha R6

BMCRC-MRO Championships 2025 - Rnd 1 @ Brands Hatch Indy

DART MRO 600 inc Clubman 600 & GP2/EVO

RACE 9 - STATISTICS

CLASS : EVO

1 Starters

Fastest Lap History

NO	NAME	LAP TIME	TIME OF DAY	LAP	VEHICLE
818	Alex BARKER	51.947	12:56:51.035	2	Triumph 765 DAYTONA
818	Alex BARKER	51.350	12:57:42.408	3	Triumph 765 DAYTONA
818	Alex BARKER	51.183	12:58:33.590	4	Triumph 765 DAYTONA
818	Alex BARKER	50.946	12:59:24.536	5	Triumph 765 DAYTONA
818	Alex BARKER	50.726	13:00:15.264	6	Triumph 765 DAYTONA

Leader History

NO	NAME	FROM LAP	LAPS LED	DISTANCE	VEHICLE
818	Alex BARKER	1	12	14.49 miles	Triumph 765 DAYTONA



BMCRC-MRO Championships 2025 - Rnd 1 @ Brands Hatch Indy
DART MRO 600 inc Clubman 600 & GP2/EVO
RACE 19 - GRID (12 Laps)

ROW 13	39	7	Shaun O'HARA	38	84	George HIGGINS	37	87	Ben DOOLAN					
ROW 12	36	6	Gareth FAITH	53.603	35	71	David RANSOME	53.466	34	77	Oliver HOBBS			
ROW 11			53.157	33	888	Kirt ELLIOTT	52.952	32	65	Frank MONTINI	52.839	31	130	Tom BARRETT
ROW 10	30	46	Matthew FINCH	52.652	29	52	James EGGINTON	52.397	28	67	Edward ANSELL	52.224		
ROW 9			52.118	27	74	Tom VAUGHAN	51.946	26	115	Brian MAHER	51.874	25	55	Aditya Singh BEHAL
ROW 8	24	38	Paul COOMBS	51.771	23	565	Louis KERSHAW	51.757	22	153	Aaron HICKMOTT	51.735		
ROW 7			51.580	21	83	Jason SIGGS	51.248	20	40	James LORD	51.027	19	44	James DUTTON
ROW 6	18	28	Tom WALKER	50.877	17	54	Jake ANDERTON	50.864	16	61	Jason GAMBLE	50.780		
ROW 5			50.726	15	818	Alex BARKER	50.593	14	169	Gareth CUNNINGHAM	50.584	13	178	Paul BLOOMFIELD
ROW 4	12	910	Harry GOWER	50.489	11	5	Luke MACRAE	50.470	10	35	Kai DICKINSON	50.172		
ROW 3			49.885	9	91	Sam HIRST	49.455	8	440	Elijah EVERTON	49.424	7	164	Michael TUSTIN
ROW 2	6	190	Glenn WALSH	49.194	5	141	Henry ROSS	49.163	4	212	Matt PALLETT	49.097		
ROW 1			49.061	3	135	Zack WESTON	48.906	2	56	Michael MILLS	48.801	1	3	Joey LAMBDEN
Pole														

These results are provisional until the conclusion of any judicial and technical matters.

Brands Hatch Indy: 1.2079 miles

Clerk Of Course:	Timekeeper:	<i>Craig Smith</i>	
------------------	-------------	--------------------	--

Results can be found at www.tsl-timing.com

Printed - 13:09 Sunday, 16 March 2025





BMCRC-MRO Championships 2025 - Rnd 1 @ Brands Hatch Indy

DART MRO 600 inc Clubman 600 & GP2/EVO

RACE 19 - CLASSIFICATION

Race Distance: 12 Laps / 14.49 miles

POS	NO	CL	PIC	NAME	ENTRY	LAPS	TIME	GAP	DIFF	MPH	BEST	ON	GRD	↑↓
1	3		1	Joey LAMBDEN	Kawasaki 636 -	12	9:59.509			87.04	48.784	5	1	0
2	56		2	Michael MILLS	Yamaha R6 - A51 Racing, The Wokingham Bar Company	12	9:59.988	0.479	0.479	86.97	49.297	6	2	0
3	135		3	Zack WESTON	Yamaha R6 - Speedy Freight - NW Racing	12	10:03.645	4.136	3.657	86.44	49.068	10	3	0
4	164		4	Michael TUSTIN	Yamaha R6 - Keder Greenhouse	12	10:03.677	4.168	0.032	86.44	49.215	12	7	3
5	212		5	Matt PALLETT	Kawasaki ZX636 - Int:timber	12	10:05.758	6.249	2.081	86.14	49.666	10	4	-1
6	141		6	Henry ROSS	Yamaha R6 -	12	10:06.047	6.538	0.289	86.10	49.694	11	5	-1
7	91		7	Sam HIRST	Kawasaki ZX-636 - Team Valley Racing	12	10:07.826	8.317	1.779	85.85	49.748	4	9	2
8	190		8	Glenn WALSH	Triumph 675 - Walters Medical/Moto46	12	10:08.194	8.685	0.368	85.80	49.666	4	6	-2
9	5		9	Luke MACRAE	Triumph 765 - Northlands Fencing/ EPS Pumps	12	10:12.087	12.578	3.893	85.25	49.883	4	11	2
10	35		10	Kai DICKINSON	Yamaha R6 - Dad	12	10:13.796	14.287	1.709	85.01	50.002	10	10	0
11	169		11	Gareth CUNNINGHAM	Yamaha R6 -	12	10:13.829	14.320	0.033	85.01	50.170	5	14	3
12	910	C	1	Harry GOWER	Triumph DAYTONA 765 - RG Racing	12	10:14.059	14.550	0.230	84.98	50.218	8	12	0
13	28	C	2	Tom WALKER	Yamaha R6 - TRW Racing	12	10:17.504	17.995	3.445	84.50	50.353	7	18	5
14	178	C	3	Paul BLOOMFIELD	Yamaha R6 - Martello transport	12	10:17.549	18.040	0.045	84.50	50.548	12	13	-1
15	44		12	James DUTTON	Yamaha R6 - AMR Motorcycles	12	10:20.715	21.206	3.166	84.06	50.722	8	19	4
16	61	C	4	Jason GAMBLE	Kawasaki ZX6R - #TeamRace	12	10:24.682	25.173	3.967	83.53	50.497	12	16	0
17	54	C	5	Jake ANDERTON	Yamaha R6 - Hunter Racing	12	10:25.529	26.020	0.847	83.42	51.196	8	17	0
18	153	C	6	Aaron HICKMOTT	Kawasaki ZX6R - Me, Myself & I	12	10:25.994	26.485	0.465	83.36	50.834	12	22	4
19	40	C	7	James LORD	-	12	10:26.714	27.205	0.720	83.26	50.938	12	20	1
20	38	C	8	Paul COOMBS	Triumph 675R DAYTONA -	12	10:34.128	34.619	7.414	82.29	51.897	3	24	4
21	565		13	Louis KERSHAW	Kawasaki 636 - Shape Associates/Kingfisher Farm Antiques	12	10:38.400	38.891	4.272	81.74	51.164	10	23	2
22	55		14	Aditya Singh BEHAL	Yamaha YZF-R6 -	12	10:46.120	46.611	7.720	80.76	52.559	3	25	3
23	67	C	9	Edward ANSELL	Triumph 675 - ketchup Racing	12	10:46.684	47.175	0.564	80.69	52.169	12	28	5
24	115	C	10	Brian MAHER	Yamaha R6 - Spraytech /Espresso Solutions	12	10:46.746	47.237	0.062	80.68	52.523	12	26	2
25	74	C	11	Tom VAUGHAN	Yamaha R6 - Lamonde Automation Ltd, Smiths Mechanical &	12	10:47.974	48.465	1.228	80.53	52.813	4	27	2
26	77	C	12	Oliver HOBBS	Kawasaki ZX6R - Skyline Roofing centres	11	10:07.868	1 Lap	1 Lap	78.69	53.336	10	34	8
27	46	C	13	Matthew FINCH	Triumph DAYTONA 675 - Greenways Gardening	11	10:09.873	1 Lap	2.005	78.43	53.665	10	30	3
28	130	C	14	Tom BARRETT	Yamaha R6 -	11	10:10.271	1 Lap	0.398	78.38	53.487	8	31	3
29	71	C	15	David RANSOME	Yamaha YZF R6 -	11	10:10.466	1 Lap	0.195	78.35	53.384	9	35	6
30	6	C	16	Gareth FAITH	Kawasaki ZX6R - Sitramoto	11	10:20.411	1 Lap	9.945	77.10	54.297	7	36	6

NOT CLASSIFIED

DNF	65	C		Frank MONTINI	Triumph DAYTONA 675R - Sara Johnson	9	8:43.474	3 Laps	2 Laps	74.76	54.854	4	32	
-----	----	---	--	---------------	-------------------------------------	---	----------	--------	--------	-------	--------	---	----	--

FASTEST LAP

	3			Joey LAMBDEN	Kawasaki 636 -	5	48.784			89.13 mph			143.45 kph	
	910	C		Harry GOWER	Triumph DAYTONA 765 - RG Racing	8	50.218			86.59 mph			139.36 kph	

Class - 92.5% of Race Speed = 80.51 mph
 Class C - 92.5% of Race Speed = 78.60 mph

Weather / Track : Cloudy / Dry

These results are provisional until the conclusion of any judicial and technical matters.

Date: 16/03/2025 Start: 16:43 Finish: 16:53
 Brands Hatch Indy: 1.2079 miles

Clerk Of Course:	Timekeeper: <i>Craig Smith</i>	
------------------	-----------------------------------	--

Results can be found at www.tsl-timing.com

Printed - 16:55 Sunday, 16 March 2025



BMCRC-MRO Championships 2025 - Rnd 1 @ Brands Hatch Indy

DART MRO 600 inc Clubman 600 & GP2/EVO

RACE 19 - LAP CHART

153	23.009	51.187	54	26.020	51.413
40	23.208	51.180	153	26.485	50.834
38	27.855	51.980	40	27.205	50.938
565	32.847	51.164	38	34.619	52.535
55	39.068	53.007	565	38.891	51.896
115	40.137	52.850	55	46.611	52.886
67	40.497	52.528	67	47.175	52.169
74	40.983	53.195	115	47.237	52.523
			74	48.465	53.059

LAP 11 @ 16:52:18.132

NO	BEHIND	LAP TIME
3		49.333
56	0.311	49.405
77	1 Lap	53.336
164	4.174	50.126
135	4.228	50.109
46	1 Lap	53.665
130	1 Lap	53.740
212	5.045	50.404
141	5.904	49.694
71	1 Lap	54.300
91	6.593	50.483
190	6.793	49.854
5	11.168	52.103
169	13.175	50.917
35	13.327	50.280
6	1 Lap	56.356
910	13.531	50.644
28	15.787	50.681
178	16.713	50.569
44	19.692	50.777
54	23.828	51.641
61	23.897	50.998
153	24.872	51.196
40	25.488	51.613
38	31.305	52.783
565	36.216	52.702
55	42.946	53.211
115	43.935	53.131
67	44.227	53.063
74	44.627	52.977

LAP 12 @ 16:53:07.353

NO	BEHIND	LAP TIME
3		49.221
56	0.479	49.389
135	4.136	49.129
164	4.168	49.215
212	6.249	50.425
141	6.538	49.855
91	8.317	50.945
77	1 Lap	53.651
190	8.685	51.113
46	1 Lap	54.984
130	1 Lap	54.970
71	1 Lap	53.780
5	12.578	50.631
35	14.287	50.181
169	14.320	50.366
910	14.550	50.240
28	17.995	51.429
178	18.040	50.548
6	1 Lap	56.718
44	21.206	50.735
61	25.173	50.497

Weather / Track : Cloudy / Dry

BMCRC-MRO Championships 2025 - Rnd 1 @ Brands Hatch Indy

DART MRO 600 inc Clubman 600 & GP2/EVO

RACE 19 - POSITION CHART

No	Name	Lap Pos													
			1	2	3	4	5	6	7	8	9	10	11	12	
3	LAMB DEN	1	56	56	56	56	56	56	56	56	56	3	3	3	3
56	MILLS	2	212	212	212	3	3	3	3	3	56	56	56	56	
135	WESTON	3	3	3	3	212	212	212	212	212	164	164	164	135	
212	PALLET T	4	91	91	91	91	190	91	164	164	212	135	135	164	
141	ROSS	5	141	190	190	190	91	164	91	135	135	212	212	212	
190	WALSH	6	190	141	141	164	141	190	135	91	91	91	141	141	
164	TUSTIN	7	164	164	164	141	164	141	141	141	141	91	91		
91	HIRST	8	5	5	5	5	135	135	190	190	190	190	190	190	
35	DICKINSON	9	135	135	135	135	5	5	5	5	5	5	5	5	
5	MACRAE	10	910	910	169	169	169	169	169	169	169	169	169	35	
910	GOWER	11	169	169	910	910	910	910	910	910	910	910	35	169	
178	BLOOMFIELD	12	35	35	35	35	35	35	35	35	35	35	910	910	
169	CUNNINGHAM	13	28	28	28	28	28	28	28	28	28	28	28	28	
61	GAMBLE	14	178	178	178	178	178	178	178	178	178	178	178	178	
54	ANDERTON	15	54	54	44	44	44	44	44	44	44	44	44	44	
28	WALKER	16	44	44	54	54	54	54	54	54	54	54	54	61	
44	DUTTON	17	40	40	61	61	61	61	61	61	61	61	61	54	
40	LORD	18	61	61	40	40	153	153	153	153	153	153	153	153	
153	HICKMOTT	19	153	153	153	153	40	40	40	40	40	40	40	40	
565	KERSHAW	20	38	38	38	38	38	38	38	38	38	38	38	38	
38	COOMBS	21	115	115	115	115	55	55	565	565	565	565	565	565	
55	BEHAL	22	74	55	55	55	115	565	55	55	55	55	55	55	
115	MAHER	23	565	74	67	67	565	115	115	115	115	115	115	67	
74	VAUGHAN	24	55	67	565	565	67	74	74	74	74	67	67	115	
67	ANSELL	25	67	565	74	74	74	67	67	67	67	74	74	74	
46	FINCH	26	46	46	46	46	77	77	77	77	77	77	77		
130	BARRETT	27	65	65	65	77	46	46	46	46	46	46	46		
65	MONTINI	28	130	130	77	65	130	130	130	130	130	130	130		
77	HOBBS	29	77	77	130	130	71	71	71	71	71	71	71		
71	RANSOME	30	71	71	71	71	65	6	6	6	6	6	6		
6	FAITH	31	6	6	6	6	6	65	65	65	65				

BMCRC-MRO Championships 2025 - Rnd 1 @ Brands Hatch Indy

DART MRO 600 inc Clubman 600 & GP2/EVO

RACE 19 - SECTOR ANALYSIS



SECTOR 1 = FL to I1, SECTOR 2 = I1 to FL, DIFF = Difference To Personal Best Lap, P = Crossed Finish Line in Pit Lane, D = Time Disallowed

P1		3		Joey LAMB DEN		Kawasaki 636 -	
IDEAL LAP TIME : 48.784		BEST LAP TIME : 48.784		DIFFERENCE : 0.000			
LAP	SECTOR 1	SECTOR 2	LAP TIME	MPH	DIFF	TIME OF DAY	
1 -		20.067	55.531	78.30	6.747	16:44:03.375	
2 -	29.790	20.033	49.823	87.28	1.039	16:44:53.198	
3 -	29.794	19.898	49.692	87.51	0.908	16:45:42.890	
4 -	29.791	19.835	49.626	87.62	0.842	16:46:32.516	
5 -	29.237	19.547	48.784 (1)	89.13		16:47:21.300	
6 -	29.333	19.911	49.244 (3)	88.30	0.460	16:48:10.544	
7 -	29.552	19.856	49.408	88.01	0.624	16:48:59.952	
8 -	29.548	20.019	49.567	87.73	0.783	16:49:49.519	
9 -	29.329	19.939	49.268	88.26	0.484	16:50:38.787	
10 -	29.971	20.041	50.012	86.95	1.228	16:51:28.799	
11 -	29.489	19.844	49.333	88.14	0.549	16:52:18.132	
12 -	29.523	19.698	49.221 (2)	88.34	0.437	16:53:07.353	

P2		56		Michael MILLS		Yamaha R6 - A51 Racing, The Wokingham Bar Company	
IDEAL LAP TIME : 49.271		BEST LAP TIME : 49.297		DIFFERENCE : 0.026			
LAP	SECTOR 1	SECTOR 2	LAP TIME	MPH	DIFF	TIME OF DAY	
1 -		20.333	54.658	79.55	5.361	16:44:02.502	
2 -	29.822	20.056	49.878	87.18	0.581	16:44:52.380	
3 -	29.678	19.996	49.674	87.54	0.377	16:45:42.054	
4 -	29.574	20.018	49.592	87.68	0.295	16:46:31.646	
5 -	29.476	20.017	49.493	87.86	0.196	16:47:21.139	
6 -	29.391	19.906	49.297 (1)	88.21		16:48:10.436	
7 -	29.553	19.880	49.433	87.96	0.136	16:48:59.869	
8 -	29.499	20.073	49.572	87.72	0.275	16:49:49.441	
9 -	29.530	19.942	49.472	87.90	0.175	16:50:38.913	
10 -	30.218	19.907	50.125	86.75	0.828	16:51:29.038	
11 -	29.471	19.934	49.405 (3)	88.01	0.108	16:52:18.443	
12 -	29.487	19.902	49.389 (2)	88.04	0.092	16:53:07.832	

P3		135		Zack WESTON		Yamaha R6 - Speedy Freight - NW Racing	
IDEAL LAP TIME : 48.824		BEST LAP TIME : 49.068		DIFFERENCE : 0.244			
LAP	SECTOR 1	SECTOR 2	LAP TIME	MPH	DIFF	TIME OF DAY	
1 -		20.682	57.621	75.46	8.553	16:44:05.465	
2 -	29.849	20.019	49.868	87.20	0.800	16:44:55.333	
3 -	29.840	20.100	49.940	87.07	0.872	16:45:45.273	
4 -	29.997	19.819	49.816	87.29	0.748	16:46:35.089	
5 -	29.566	19.786	49.352	88.11	0.284	16:47:24.441	
6 -	30.017	19.987	50.004	86.96	0.936	16:48:14.445	
7 -	29.618	20.024	49.642	87.59	0.574	16:49:04.087	
8 -	29.192	19.896	49.088 (2)	88.58	0.020	16:49:53.175	
9 -	29.993	20.015	50.008	86.95	0.940	16:50:43.183	
10 -	29.286	19.782	49.068 (1)	88.62		16:51:32.251	
11 -	29.450	20.659	50.109	86.78	1.041	16:52:22.360	
12 -	29.497	19.632	49.129 (3)	88.51	0.061	16:53:11.489	

BMCRC-MRO Championships 2025 - Rnd 1 @ Brands Hatch Indy

DART MRO 600 inc Clubman 600 & GP2/EVO

RACE 19 - SECTOR ANALYSIS



SECTOR 1 = FL to I1, SECTOR 2 = I1 to FL, DIFF = Difference To Personal Best Lap, P = Crossed Finish Line in Pit Lane, D = Time Disallowed

P4 164		Michael TUSTIN		Yamaha R6 - Keder Greenhouse			
IDEAL LAP TIME : 49.215		BEST LAP TIME : 49.215		DIFFERENCE : 0.000			
LAP	SECTOR 1	SECTOR 2	LAP TIME	MPH	DIFF	TIME OF DAY	
1 -		20.385	56.687	76.71	7.472	16:44:04.531	
2 -	29.823	20.213	50.036	86.90	0.821	16:44:54.567	
3 -	29.656	20.275	49.931	87.09	0.716	16:45:44.498	
4 -	29.495	19.999	49.494 (3)	87.86	0.279	16:46:33.992	
5 -	29.838	20.082	49.920	87.11	0.705	16:47:23.912	
6 -	29.984	20.273	50.257	86.52	1.042	16:48:14.169	
7 -	29.517	19.857	49.374 (2)	88.07	0.159	16:49:03.543	
8 -	29.479	20.065	49.544	87.77	0.329	16:49:53.087	
9 -	29.520	19.993	49.513	87.82	0.298	16:50:42.600	
10 -	29.635	19.945	49.580	87.70	0.365	16:51:32.180	
11 -	29.621	20.505	50.126	86.75	0.911	16:52:22.306	
12 -	29.405	19.810	49.215 (1)	88.35		16:53:11.521	

P5 212		Matt PALLETT		Kawasaki ZX636 - In:timber			
IDEAL LAP TIME : 49.583		BEST LAP TIME : 49.666		DIFFERENCE : 0.083			
LAP	SECTOR 1	SECTOR 2	LAP TIME	MPH	DIFF	TIME OF DAY	
1 -		20.305	55.055	78.98	5.389	16:44:02.899	
2 -	29.968	20.254	50.222	86.58	0.556	16:44:53.121	
3 -	29.623	20.085	49.708 (2)	87.48	0.042	16:45:42.829	
4 -	29.856	20.365	50.221	86.58	0.555	16:46:33.050	
5 -	29.699	20.280	49.979	87.00	0.313	16:47:23.029	
6 -	29.770	20.147	49.917 (3)	87.11	0.251	16:48:12.946	
7 -	29.886	20.138	50.024	86.93	0.358	16:49:02.970	
8 -	29.766	20.289	50.055	86.87	0.389	16:49:53.025	
9 -	29.976	20.106	50.082	86.82	0.416	16:50:43.107	
10 -	29.706	19.960	49.666 (1)	87.55		16:51:32.773	
11 -	30.072	20.332	50.404	86.27	0.738	16:52:23.177	
12 -	30.186	20.239	50.425	86.23	0.759	16:53:13.602	

P6 141		Henry ROSS		Yamaha R6 -			
IDEAL LAP TIME : 49.487		BEST LAP TIME : 49.694		DIFFERENCE : 0.207			
LAP	SECTOR 1	SECTOR 2	LAP TIME	MPH	DIFF	TIME OF DAY	
1 -		20.032	56.012	77.63	6.318	16:44:03.856	
2 -	30.073	20.287	50.360	86.35	0.666	16:44:54.216	
3 -	29.866	19.946	49.812 (3)	87.30	0.118	16:45:44.028	
4 -	29.845	20.166	50.011	86.95	0.317	16:46:34.039	
5 -	29.983	19.841	49.824	87.27	0.130	16:47:23.863	
6 -	30.405	20.086	50.491	86.12	0.797	16:48:14.354	
7 -	30.229	19.884	50.113	86.77	0.419	16:49:04.467	
8 -	29.679	20.031	49.710 (2)	87.47	0.016	16:49:54.177	
9 -	30.212	19.808	50.020	86.93	0.326	16:50:44.197	
10 -	29.798	20.347	50.145	86.72	0.451	16:51:34.342	
11 -	29.776	19.918	49.694 (1)	87.50		16:52:24.036	
12 -	29.977	19.878	49.855	87.22	0.161	16:53:13.891	

BMCRC-MRO Championships 2025 - Rnd 1 @ Brands Hatch Indy

DART MRO 600 inc Clubman 600 & GP2/EVO

RACE 19 - SECTOR ANALYSIS



SECTOR 1 = FL to I1, SECTOR 2 = I1 to FL, DIFF = Difference To Personal Best Lap, P = Crossed Finish Line in Pit Lane, D = Time Disallowed

P7 91 Sam HIRST		Kawasaki ZX-636 - Team Valley Racing				
IDEAL LAP TIME : 49.672		BEST LAP TIME : 49.748		DIFFERENCE : 0.076		
LAP	SECTOR 1	SECTOR 2	LAP TIME	MPH	DIFF	TIME OF DAY
1 -		20.329	55.945	77.72	6.197	16:44:03.789
2 -	29.966	20.235	50.201	86.62	0.453	16:44:53.990
3 -	29.732	20.021	49.753 (2)	87.40	0.005	16:45:43.743
4 -	29.808	19.940	49.748 (1)	87.41		16:46:33.491
5 -	30.225	20.052	50.277	86.49	0.529	16:47:23.768
6 -	29.812	20.400	50.212	86.60	0.464	16:48:13.980
7 -	29.868	20.110	49.978 (3)	87.01	0.230	16:49:03.958
8 -	30.061	20.084	50.145	86.72	0.397	16:49:54.103
9 -	30.044	19.969	50.013	86.94	0.265	16:50:44.116
10 -	29.766	20.360	50.126	86.75	0.378	16:51:34.242
11 -	30.336	20.147	50.483	86.13	0.735	16:52:24.725
12 -	30.434	20.511	50.945	85.35	1.197	16:53:15.670

P8 190 Glenn WALSH		Triumph 675 - Walters Medical/Moto46				
IDEAL LAP TIME : 49.582		BEST LAP TIME : 49.666		DIFFERENCE : 0.084		
LAP	SECTOR 1	SECTOR 2	LAP TIME	MPH	DIFF	TIME OF DAY
1 -		20.334	56.410	77.08	6.744	16:44:04.254
2 -	29.891	20.027	49.918	87.11	0.252	16:44:54.172
3 -	29.727	19.994	49.721 (2)	87.46	0.055	16:45:43.893
4 -	29.790	19.876	49.666 (1)	87.55		16:46:33.559
5 -	29.866	20.289	50.155	86.70	0.489	16:47:23.714
6 -	30.373	20.232	50.605	85.93	0.939	16:48:14.319
7 -	30.057	20.131	50.188	86.64	0.522	16:49:04.507
8 -	30.069	20.047	50.116	86.77	0.450	16:49:54.623
9 -	30.182	20.059	50.241	86.55	0.575	16:50:44.864
10 -	29.948	20.259	50.207	86.61	0.541	16:51:35.071
11 -	29.999	19.855	49.854 (3)	87.22	0.188	16:52:24.925
12 -	30.429	20.684	51.113	85.07	1.447	16:53:16.038

P9 5 Luke MACRAE		Triumph 765 - Northlands Fencing/ EPS Pumps				
IDEAL LAP TIME : 49.880		BEST LAP TIME : 49.883		DIFFERENCE : 0.003		
LAP	SECTOR 1	SECTOR 2	LAP TIME	MPH	DIFF	TIME OF DAY
1 -		20.244	56.772	76.59	6.889	16:44:04.616
2 -	30.181	20.172	50.353	86.36	0.470	16:44:54.969
3 -	29.986	20.055	50.041 (2)	86.90	0.158	16:45:45.010
4 -	29.959	19.924	49.883 (1)	87.17		16:46:34.893
5 -	30.019	20.044	50.063	86.86	0.180	16:47:24.956
6 -	30.213	20.087	50.300	86.45	0.417	16:48:15.256
7 -	30.321	20.068	50.389	86.30	0.506	16:49:05.645
8 -	29.956	20.089	50.045 (3)	86.89	0.162	16:49:55.690
9 -	30.271	20.128	50.399	86.28	0.516	16:50:46.089
10 -	30.675	20.433	51.108	85.08	1.225	16:51:37.197
11 -	31.407	20.696	52.103	83.46	2.220	16:52:29.300
12 -	30.447	20.184	50.631	85.88	0.748	16:53:19.931

BMCRC-MRO Championships 2025 - Rnd 1 @ Brands Hatch Indy

DART MRO 600 inc Clubman 600 & GP2/EVO

RACE 19 - SECTOR ANALYSIS



SECTOR 1 = FL to I1, SECTOR 2 = I1 to FL, DIFF = Difference To Personal Best Lap, P = Crossed Finish Line in Pit Lane, D = Time Disallowed

P10 35		Kai DICKINSON		Yamaha R6 - Dad			
IDEAL LAP TIME : 49.941		BEST LAP TIME : 50.002		DIFFERENCE : 0.061			
LAP	SECTOR 1	SECTOR 2	LAP TIME	MPH	DIFF	TIME OF DAY	
1 -		21.074	58.417	74.44	8.415	16:44:06.261	
2 -	30.701	20.466	51.167	84.98	1.165	16:44:57.428	
3 -	30.335	20.352	50.687	85.79	0.685	16:45:48.115	
4 -	30.078	20.298	50.376	86.32	0.374	16:46:38.491	
5 -	30.141	20.175	50.316	86.42	0.314	16:47:28.807	
6 -	30.725	20.428	51.153	85.01	1.151	16:48:19.960	
7 -	29.929	20.120	50.049 (2)	86.88	0.047	16:49:10.009	
8 -	30.251	20.064	50.315	86.42	0.313	16:50:00.324	
9 -	30.087	20.766	50.853	85.51	0.851	16:50:51.177	
10 -	29.990	20.012	50.002 (1)	86.96		16:51:41.179	
11 -	30.039	20.241	50.280	86.48	0.278	16:52:31.459	
12 -	30.060	20.121	50.181 (3)	86.65	0.179	16:53:21.640	

P11 169		Gareth CUNNINGHAM		Yamaha R6 -			
IDEAL LAP TIME : 49.998		BEST LAP TIME : 50.170		DIFFERENCE : 0.172			
LAP	SECTOR 1	SECTOR 2	LAP TIME	MPH	DIFF	TIME OF DAY	
1 -		20.807	58.059	74.89	7.889	16:44:05.903	
2 -	30.302	20.072	50.374	86.32	0.204	16:44:56.277	
3 -	30.153	20.155	50.308	86.43	0.138	16:45:46.585	
4 -	29.963	20.256	50.219 (3)	86.59	0.049	16:46:36.804	
5 -	29.926	20.244	50.170 (1)	86.67		16:47:26.974	
6 -	29.990	20.213	50.203 (2)	86.62	0.033	16:48:17.177	
7 -	30.130	20.389	50.519	86.07	0.349	16:49:07.696	
8 -	30.135	20.441	50.576	85.98	0.406	16:49:58.272	
9 -	30.447	20.683	51.130	85.04	0.960	16:50:49.402	
10 -	30.507	20.481	50.988	85.28	0.818	16:51:40.390	
11 -	30.375	20.542	50.917	85.40	0.747	16:52:31.307	
12 -	30.060	20.306	50.366	86.34	0.196	16:53:21.673	

P12 910 C		Harry GOWER		Triumph DAYTONA 765 - RG Racing			
IDEAL LAP TIME : 50.083		BEST LAP TIME : 50.218		DIFFERENCE : 0.135			
LAP	SECTOR 1	SECTOR 2	LAP TIME	MPH	DIFF	TIME OF DAY	
1 -		20.728	57.808	75.22	7.590	16:44:05.652	
2 -	30.296	20.148	50.444	86.20	0.226	16:44:56.096	
3 -	30.743	20.133	50.876	85.47	0.658	16:45:46.972	
4 -	30.252	20.305	50.557	86.01	0.339	16:46:37.529	
5 -	30.531	20.445	50.976	85.30	0.758	16:47:28.505	
6 -	30.472	20.237	50.709	85.75	0.491	16:48:19.214	
7 -	30.235	20.229	50.464	86.17	0.246	16:49:09.678	
8 -	30.038	20.180	50.218 (1)	86.59		16:49:59.896	
9 -	30.486	20.273	50.759	85.67	0.541	16:50:50.655	
10 -	30.319	20.045	50.364 (3)	86.34	0.146	16:51:41.019	
11 -	30.551	20.093	50.644	85.86	0.426	16:52:31.663	
12 -	30.146	20.094	50.240 (2)	86.55	0.022	16:53:21.903	

BMCRC-MRO Championships 2025 - Rnd 1 @ Brands Hatch Indy

DART MRO 600 inc Clubman 600 & GP2/EVO

RACE 19 - SECTOR ANALYSIS



SECTOR 1 = FL to I1, SECTOR 2 = I1 to FL, DIFF = Difference To Personal Best Lap, P = Crossed Finish Line in Pit Lane, D = Time Disallowed

P13 28 C		Tom WALKER		Yamaha R6 - TRW Racing			
IDEAL LAP TIME : 50.353		BEST LAP TIME : 50.353		DIFFERENCE : 0.000			
LAP	SECTOR 1	SECTOR 2	LAP TIME	MPH	DIFF	TIME OF DAY	
1 -		21.014	58.683	74.10	8.330	16:44:06.527	
2 -	30.913	20.559	51.472	84.48	1.119	16:44:57.999	
3 -	30.263	20.342	50.605 (2)	85.93	0.252	16:45:48.604	
4 -	30.208	20.435	50.643	85.86	0.290	16:46:39.247	
5 -	30.213	20.497	50.710	85.75	0.357	16:47:29.957	
6 -	30.217	20.389	50.606 (3)	85.93	0.253	16:48:20.563	
7 -	30.091	20.262	50.353 (1)	86.36		16:49:10.916	
8 -	30.519	20.317	50.836	85.54	0.483	16:50:01.752	
9 -	30.449	20.325	50.774	85.64	0.421	16:50:52.526	
10 -	30.389	20.323	50.712	85.75	0.359	16:51:43.238	
11 -	30.303	20.378	50.681	85.80	0.328	16:52:33.919	
12 -	31.137	20.292	51.429	84.55	1.076	16:53:25.348	

P14 178 C		Paul BLOOMFIELD		Yamaha R6 - Martello transport			
IDEAL LAP TIME : 50.463		BEST LAP TIME : 50.548		DIFFERENCE : 0.085			
LAP	SECTOR 1	SECTOR 2	LAP TIME	MPH	DIFF	TIME OF DAY	
1 -		20.947	58.756	74.01	8.208	16:44:06.600	
2 -	31.021	20.489	51.510	84.42	0.962	16:44:58.110	
3 -	30.547	20.323	50.870	85.48	0.322	16:45:48.980	
4 -	30.356	20.326	50.682	85.80	0.134	16:46:39.662	
5 -	30.382	20.602	50.984	85.29	0.436	16:47:30.646	
6 -	30.279	20.276	50.555 (2)	86.01	0.007	16:48:21.201	
7 -	30.360	20.311	50.671	85.82	0.123	16:49:11.872	
8 -	30.449	20.462	50.911	85.41	0.363	16:50:02.783	
9 -	30.280	20.364	50.644	85.86	0.096	16:50:53.427	
10 -	30.503	20.346	50.849	85.51	0.301	16:51:44.276	
11 -	30.319	20.250	50.569 (3)	85.99	0.021	16:52:34.845	
12 -	30.364	20.184	50.548 (1)	86.02		16:53:25.393	

P15 44		James DUTTON		Yamaha R6 - AMR Motorcycles			
IDEAL LAP TIME : 50.644		BEST LAP TIME : 50.722		DIFFERENCE : 0.078			
LAP	SECTOR 1	SECTOR 2	LAP TIME	MPH	DIFF	TIME OF DAY	
1 -		21.543	59.671	72.87	8.949	16:44:07.515	
2 -	30.860	20.898	51.758	84.01	1.036	16:44:59.273	
3 -	30.569	20.762	51.331	84.71	0.609	16:45:50.604	
4 -	30.229	20.644	50.873	85.47	0.151	16:46:41.477	
5 -	30.464	20.669	51.133	85.04	0.411	16:47:32.610	
6 -	30.129	20.656	50.785	85.62	0.063	16:48:23.395	
7 -	30.298	20.515	50.813	85.58	0.091	16:49:14.208	
8 -	30.153	20.569	50.722 (1)	85.73		16:50:04.930	
9 -	30.140	20.713	50.853	85.51	0.131	16:50:55.783	
10 -	30.625	20.639	51.264	84.82	0.542	16:51:47.047	
11 -	30.218	20.559	50.777 (3)	85.64	0.055	16:52:37.824	
12 -	30.139	20.596	50.735 (2)	85.71	0.013	16:53:28.559	

BMCRC-MRO Championships 2025 - Rnd 1 @ Brands Hatch Indy

DART MRO 600 inc Clubman 600 & GP2/EVO

RACE 19 - SECTOR ANALYSIS



SECTOR 1 = FL to I1, SECTOR 2 = I1 to FL, DIFF = Difference To Personal Best Lap, P = Crossed Finish Line in Pit Lane, D = Time Disallowed

P16 61 C		Jason GAMBLE		Kawasaki ZX6R - #TeamRace			
IDEAL LAP TIME : 50.497		BEST LAP TIME : 50.497		DIFFERENCE : 0.000			
LAP	SECTOR 1	SECTOR 2	LAP TIME	MPH	DIFF	TIME OF DAY	
1 -		21.438	1:00.080	72.37	9.583	16:44:07.924	
2 -	31.307	20.751	52.058	83.53	1.561	16:44:59.982	
3 -	30.419	20.595	51.014 (3)	85.24	0.517	16:45:50.996	
4 -	30.966	20.299	51.265	84.82	0.768	16:46:42.261	
5 -	31.439	20.727	52.166	83.36	1.669	16:47:34.427	
6 -	30.813	20.639	51.452	84.51	0.955	16:48:25.879	
7 -	30.715	20.488	51.203	84.92	0.706	16:49:17.082	
8 -	30.761	20.411	51.172	84.98	0.675	16:50:08.254	
9 -	30.649	20.736	51.385	84.62	0.888	16:50:59.639	
10 -	30.862	20.530	51.392	84.61	0.895	16:51:51.031	
11 -	30.535	20.463	50.998 (2)	85.27	0.501	16:52:42.029	
12 -	30.202	20.295	50.497 (1)	86.11		16:53:32.526	

P17 54 C		Jake ANDERTON		Yamaha R6 - Hunter Racing			
IDEAL LAP TIME : 50.980		BEST LAP TIME : 51.196		DIFFERENCE : 0.216			
LAP	SECTOR 1	SECTOR 2	LAP TIME	MPH	DIFF	TIME OF DAY	
1 -		21.073	59.063	73.62	7.867	16:44:06.907	
2 -	31.372	20.704	52.076	83.50	0.880	16:44:58.983	
3 -	30.893	20.936	51.829	83.90	0.633	16:45:50.812	
4 -	30.763	20.589	51.352	84.68	0.156	16:46:42.164	
5 -	31.003	20.418	51.421	84.56	0.225	16:47:33.585	
6 -	30.562	20.662	51.224 (2)	84.89	0.028	16:48:24.809	
7 -	30.727	20.585	51.312 (3)	84.74	0.116	16:49:16.121	
8 -	30.669	20.527	51.196 (1)	84.94		16:50:07.317	
9 -	30.781	20.546	51.327	84.72	0.131	16:50:58.644	
10 -	30.915	20.760	51.675	84.15	0.479	16:51:50.319	
11 -	30.977	20.664	51.641	84.20	0.445	16:52:41.960	
12 -	30.827	20.586	51.413	84.58	0.217	16:53:33.373	

P18 153 C		Aaron HICKMOTT		Kawasaki ZX6R - Me, Myself & I			
IDEAL LAP TIME : 50.834		BEST LAP TIME : 50.834		DIFFERENCE : 0.000			
LAP	SECTOR 1	SECTOR 2	LAP TIME	MPH	DIFF	TIME OF DAY	
1 -		21.243	1:00.199	72.23	9.365	16:44:08.043	
2 -	31.509	20.857	52.366	83.04	1.532	16:45:00.409	
3 -	30.724	20.647	51.371	84.65	0.537	16:45:51.780	
4 -	30.698	20.594	51.292	84.78	0.458	16:46:43.072	
5 -	30.803	20.792	51.595	84.28	0.761	16:47:34.667	
6 -	30.823	20.705	51.528	84.39	0.694	16:48:26.195	
7 -	30.567	20.725	51.292	84.78	0.458	16:49:17.487	
8 -	30.746	20.784	51.530	84.38	0.696	16:50:09.017	
9 -	30.784	20.820	51.604	84.26	0.770	16:51:00.621	
10 -	30.524	20.663	51.187 (2)	84.95	0.353	16:51:51.808	
11 -	30.668	20.528	51.196 (3)	84.94	0.362	16:52:43.004	
12 -	30.326	20.508	50.834 (1)	85.54		16:53:33.838	

BMCRC-MRO Championships 2025 - Rnd 1 @ Brands Hatch Indy

DART MRO 600 inc Clubman 600 & GP2/EVO

RACE 19 - SECTOR ANALYSIS



SECTOR 1 = FL to I1, SECTOR 2 = I1 to FL, DIFF = Difference To Personal Best Lap, P = Crossed Finish Line in Pit Lane, D = Time Disallowed

P19 40 C		James LORD		-		
IDEAL LAP TIME : 50.938		BEST LAP TIME : 50.938		DIFFERENCE : 0.000		
LAP	SECTOR 1	SECTOR 2	LAP TIME	MPH	DIFF	TIME OF DAY
1 -		21.500	59.872	72.63	8.934	16:44:07.716
2 -	31.044	20.669	51.713	84.09	0.775	16:44:59.429
3 -	31.492	20.437	51.929	83.74	0.991	16:45:51.358
4 -	30.783	20.438	51.221 (3)	84.89	0.283	16:46:42.579
5 -	31.352	21.042	52.394	82.99	1.456	16:47:34.973
6 -	30.858	20.564	51.422	84.56	0.484	16:48:26.395
7 -	30.746	20.593	51.339	84.70	0.401	16:49:17.734
8 -	31.066	20.500	51.566	84.33	0.628	16:50:09.300
9 -	30.729	20.798	51.527	84.39	0.589	16:51:00.827
10 -	30.575	20.605	51.180 (2)	84.96	0.242	16:51:52.007
11 -	31.059	20.554	51.613	84.25	0.675	16:52:43.620
12 -	30.570	20.368	50.938 (1)	85.37		16:53:34.558

P20 38 C		Paul COOMBS		Triumph 675R DAYTONA -		
IDEAL LAP TIME : 51.844		BEST LAP TIME : 51.897		DIFFERENCE : 0.053		
LAP	SECTOR 1	SECTOR 2	LAP TIME	MPH	DIFF	TIME OF DAY
1 -		21.166	1:00.473	71.90	8.576	16:44:08.317
2 -	31.698	20.815	52.513	82.81	0.616	16:45:00.830
3 -	31.064	20.833	51.897 (1)	83.79		16:45:52.727
4 -	31.092	20.848	51.940 (3)	83.72	0.043	16:46:44.667
5 -	31.130	20.964	52.094	83.47	0.197	16:47:36.761
6 -	31.107	20.895	52.002	83.62	0.105	16:48:28.763
7 -	31.071	20.989	52.060	83.53	0.163	16:49:20.823
8 -	31.029	20.920	51.949	83.70	0.052	16:50:12.772
9 -	31.050	20.852	51.902 (2)	83.78	0.005	16:51:04.674
10 -	31.101	20.879	51.980	83.65	0.083	16:51:56.654
11 -	31.559	21.224	52.783	82.38	0.886	16:52:49.437
12 -	31.248	21.287	52.535	82.77	0.638	16:53:41.972

P21 565		Louis KERSHAW		Kawasaki 636 - Shape Associates/Kingfisher Farm Antiques/Juc		
IDEAL LAP TIME : 50.692		BEST LAP TIME : 51.164		DIFFERENCE : 0.472		
LAP	SECTOR 1	SECTOR 2	LAP TIME	MPH	DIFF	TIME OF DAY
1 -		21.422	1:01.612	70.58	10.448	16:44:09.456
2 -	31.709	22.758	54.467	79.83	3.303	16:45:03.923
3 -	32.273	21.456	53.729	80.93	2.565	16:45:57.652
4 -	31.248	21.341	52.589	82.69	1.425	16:46:50.241
5 -	31.669	21.150	52.819	82.33	1.655	16:47:43.060
6 -	31.407	21.140	52.547	82.75	1.383	16:48:35.607
7 -	31.287	20.872	52.159	83.37	0.995	16:49:27.766
8 -	30.609	20.636	51.245 (2)	84.85	0.081	16:50:19.011
9 -	30.301	21.170	51.471 (3)	84.48	0.307	16:51:10.482
10 -	30.773	20.391	51.164 (1)	84.99		16:52:01.646
11 -	31.966	20.736	52.702	82.51	1.538	16:52:54.348
12 -	31.186	20.710	51.896	83.79	0.732	16:53:46.244

BMCRC-MRO Championships 2025 - Rnd 1 @ Brands Hatch Indy

DART MRO 600 inc Clubman 600 & GP2/EVO

RACE 19 - SECTOR ANALYSIS



SECTOR 1 = FL to I1, SECTOR 2 = I1 to FL, DIFF = Difference To Personal Best Lap, P = Crossed Finish Line in Pit Lane, D = Time Disallowed

P22 55		Aditya Singh BEHAL		Yamaha YZF-R6 -		
IDEAL LAP TIME : 52.534		BEST LAP TIME : 52.559		DIFFERENCE : 0.025		
LAP	SECTOR 1	SECTOR 2	LAP TIME	MPH	DIFF	TIME OF DAY
1 -		21.429	1:01.724	70.45	9.165	16:44:09.568
2 -	32.352	21.720	54.072	80.42	1.513	16:45:03.640
3 -	31.602	20.957	52.559 (1)	82.73		16:45:56.199
4 -	32.158	20.981	53.139	81.83	0.580	16:46:49.338
5 -	32.045	20.932	52.977	82.08	0.418	16:47:42.315
6 -	31.860	21.071	52.931	82.15	0.372	16:48:35.246
7 -	32.666	21.112	53.778	80.86	1.219	16:49:29.024
8 -	31.678	21.202	52.880 (2)	82.23	0.321	16:50:21.904
9 -	31.936	21.020	52.956	82.11	0.397	16:51:14.860
10 -	31.859	21.148	53.007	82.03	0.448	16:52:07.867
11 -	31.883	21.328	53.211	81.72	0.652	16:53:01.078
12 -	31.875	21.011	52.886 (3)	82.22	0.327	16:53:53.964

P23 67 C		Edward ANSELL		Triumph 675 - ketchup Racing		
IDEAL LAP TIME : 52.169		BEST LAP TIME : 52.169		DIFFERENCE : 0.000		
LAP	SECTOR 1	SECTOR 2	LAP TIME	MPH	DIFF	TIME OF DAY
1 -		21.555	1:02.348	69.74	10.179	16:44:10.192
2 -	32.269	21.392	53.661	81.03	1.492	16:45:03.853
3 -	31.906	20.908	52.814 (3)	82.33	0.645	16:45:56.667
4 -	32.072	21.318	53.390	81.44	1.221	16:46:50.057
5 -	32.178	20.982	53.160	81.80	0.991	16:47:43.217
6 -	33.149	21.267	54.416	79.91	2.247	16:48:37.633
7 -	31.947	21.040	52.987	82.06	0.818	16:49:30.620
8 -	32.040	20.929	52.969	82.09	0.800	16:50:23.589
9 -	32.217	20.962	53.179	81.77	1.010	16:51:16.768
10 -	31.511	21.017	52.528 (2)	82.78	0.359	16:52:09.296
11 -	32.000	21.063	53.063	81.95	0.894	16:53:02.359
12 -	31.381	20.788	52.169 (1)	83.35		16:53:54.528

P24 115 C		Brian MAHER		Yamaha R6 - Spraytech /Espresso Solutions		
IDEAL LAP TIME : 52.476		BEST LAP TIME : 52.523		DIFFERENCE : 0.047		
LAP	SECTOR 1	SECTOR 2	LAP TIME	MPH	DIFF	TIME OF DAY
1 -		21.265	1:00.865	71.44	8.342	16:44:08.709
2 -	32.235	21.803	54.038	80.47	1.515	16:45:02.747
3 -	31.844	21.228	53.072	81.93	0.549	16:45:55.819
4 -	32.082	21.150	53.232	81.69	0.709	16:46:49.051
5 -	32.691	21.067	53.758	80.89	1.235	16:47:42.809
6 -	32.376	21.321	53.697	80.98	1.174	16:48:36.506
7 -	32.363	21.031	53.394	81.44	0.871	16:49:29.900
8 -	32.099	21.081	53.180	81.77	0.657	16:50:23.080
9 -	32.065	20.941	53.006 (3)	82.03	0.483	16:51:16.086
10 -	31.842	21.008	52.850 (2)	82.28	0.327	16:52:08.936
11 -	31.968	21.163	53.131	81.84	0.608	16:53:02.067
12 -	31.889	20.634	52.523 (1)	82.79		16:53:54.590

BMCRC-MRO Championships 2025 - Rnd 1 @ Brands Hatch Indy

DART MRO 600 inc Clubman 600 & GP2/EVO

RACE 19 - SECTOR ANALYSIS



SECTOR 1 = FL to I1, SECTOR 2 = I1 to FL, DIFF = Difference To Personal Best Lap, P = Crossed Finish Line in Pit Lane, D = Time Disallowed

P25 74 C Tom VAUGHAN		Yamaha R6 - Lamonde Automation Ltd, Smiths Mechanical Sup				
IDEAL LAP TIME : 52.783		BEST LAP TIME : 52.813		DIFFERENCE : 0.030		
LAP	SECTOR 1	SECTOR 2	LAP TIME	MPH	DIFF	TIME OF DAY
1 -		21.773	1:01.545	70.65	8.732	16:44:09.389
2 -	32.744	21.600	54.344	80.01	1.531	16:45:03.733
3 -	32.162	21.943	54.105	80.37	1.292	16:45:57.838
4 -	31.743	21.070	52.813 (1)	82.33		16:46:50.651
5 -	31.793	21.203	52.996	82.05	0.183	16:47:43.647
6 -	32.097	21.040	53.137	81.83	0.324	16:48:36.784
7 -	32.421	21.334	53.755	80.89	0.942	16:49:30.539
8 -	31.813	21.088	52.901 (2)	82.20	0.088	16:50:23.440
9 -	31.968	21.179	53.147	81.82	0.334	16:51:16.587
10 -	31.974	21.221	53.195	81.74	0.382	16:52:09.782
11 -	31.792	21.185	52.977 (3)	82.08	0.164	16:53:02.759
12 -	31.878	21.181	53.059	81.95	0.246	16:53:55.818

P26 77 C Oliver HOBBS		Kawasaki ZX6R - Skyline Roofing centres				
IDEAL LAP TIME : 53.201		BEST LAP TIME : 53.336		DIFFERENCE : 0.135		
LAP	SECTOR 1	SECTOR 2	LAP TIME	MPH	DIFF	TIME OF DAY
1 -		22.698	1:04.879	67.02	11.543	16:44:12.723
2 -	33.435	22.441	55.876	77.82	2.540	16:45:08.599
3 -	33.027	21.888	54.915	79.18	1.579	16:46:03.514
4 -	32.376	21.704	54.080 (3)	80.41	0.744	16:46:57.594
5 -	32.546	21.847	54.393	79.94	1.057	16:47:51.987
6 -	32.138	22.226	54.364	79.99	1.028	16:48:46.351
7 -	32.313	21.825	54.138	80.32	0.802	16:49:40.489
8 -	32.409	21.701	54.110	80.36	0.774	16:50:34.599
9 -	32.282	21.844	54.126	80.34	0.790	16:51:28.725
10 -	31.820	21.516	53.336 (1)	81.53		16:52:22.061
11 -	32.270	21.381	53.651 (2)	81.05	0.315	16:53:15.712

P27 46 C Matthew FINCH		Triumph DAYTONA 675 - Greenways Gardening				
IDEAL LAP TIME : 53.477		BEST LAP TIME : 53.665		DIFFERENCE : 0.188		
LAP	SECTOR 1	SECTOR 2	LAP TIME	MPH	DIFF	TIME OF DAY
1 -		22.716	1:04.093	67.84	10.428	16:44:11.937
2 -	33.451	22.732	56.183	77.40	2.518	16:45:08.120
3 -	32.858	22.069	54.927	79.17	1.262	16:46:03.047
4 -	32.565	21.917	54.482	79.81	0.817	16:46:57.529
5 -	33.275	22.092	55.367	78.54	1.702	16:47:52.896
6 -	32.624	21.802	54.426	79.89	0.761	16:48:47.322
7 -	32.232	21.474	53.706 (2)	80.97	0.041	16:49:41.028
8 -	32.283	21.463	53.746 (3)	80.91	0.081	16:50:34.774
9 -	32.384	21.910	54.294	80.09	0.629	16:51:29.068
10 -	32.014	21.651	53.665 (1)	81.03		16:52:22.733
11 -	32.423	22.561	54.984	79.08	1.319	16:53:17.717

P28 130 C Tom BARRETT		Yamaha R6 -				
IDEAL LAP TIME : 53.274		BEST LAP TIME : 53.487		DIFFERENCE : 0.213		
LAP	SECTOR 1	SECTOR 2	LAP TIME	MPH	DIFF	TIME OF DAY
1 -		22.383	1:04.407	67.51	10.920	16:44:12.251
2 -	33.637	22.601	56.238	77.32	2.751	16:45:08.489
3 -	33.801	21.734	55.535	78.30	2.048	16:46:04.024
4 -	32.827	21.586	54.413	79.91	0.926	16:46:58.437
5 -	33.054	22.905	55.959	77.71	2.472	16:47:54.396
6 -	32.051	21.574	53.625 (3)	81.09	0.138	16:48:48.021
7 -	32.294	21.223	53.517 (2)	81.25	0.030	16:49:41.538
8 -	32.214	21.273	53.487 (1)	81.30		16:50:35.025
9 -	32.582	21.798	54.380	79.96	0.893	16:51:29.405
10 -	32.097	21.643	53.740	80.91	0.253	16:52:23.145
11 -	33.265	21.705	54.970	79.10	1.483	16:53:18.115

BMCRC-MRO Championships 2025 - Rnd 1 @ Brands Hatch Indy

DART MRO 600 inc Clubman 600 & GP2/EVO

RACE 19 - SECTOR ANALYSIS



SECTOR 1 = FL to I1, SECTOR 2 = I1 to FL, DIFF = Difference To Personal Best Lap, P = Crossed Finish Line in Pit Lane, D = Time Disallowed

P29		71 C		David RANSOME		Yamaha YZF R6 -	
IDEAL LAP TIME : 53.311		BEST LAP TIME : 53.384		DIFFERENCE : 0.073			
LAP	SECTOR 1	SECTOR 2	LAP TIME	MPH	DIFF	TIME OF DAY	
1 -		22.580	1:05.166	66.73	11.782	16:44:13.010	
2 -	33.701	22.128	55.829	77.89	2.445	16:45:08.839	
3 -	33.526	22.165	55.691	78.08	2.307	16:46:04.530	
4 -	32.831	21.648	54.479	79.82	1.095	16:46:59.009	
5 -	33.086	22.452	55.538	78.29	2.154	16:47:54.547	
6 -	32.767	21.497	54.264	80.13	0.880	16:48:48.811	
7 -	32.401	21.496	53.897 (3)	80.68	0.513	16:49:42.708	
8 -	32.435	21.703	54.138	80.32	0.754	16:50:36.846	
9 -	32.401	20.983	53.384 (1)	81.45		16:51:30.230	
10 -	32.529	21.771	54.300	80.08	0.916	16:52:24.530	
11 -	32.328	21.452	53.780 (2)	80.85	0.396	16:53:18.310	

P30		6 C		Gareth FAITH		Kawasaki ZX6R - Sitramoto	
IDEAL LAP TIME : 54.165		BEST LAP TIME : 54.297		DIFFERENCE : 0.132			
LAP	SECTOR 1	SECTOR 2	LAP TIME	MPH	DIFF	TIME OF DAY	
1 -		22.788	1:05.574	66.31	11.277	16:44:13.418	
2 -	33.850	22.478	56.328	77.20	2.031	16:45:09.746	
3 -	33.169	22.312	55.481	78.38	1.184	16:46:05.227	
4 -	33.206	21.795	55.001	79.06	0.704	16:47:00.228	
5 -	32.417	22.162	54.579 (2)	79.67	0.282	16:47:54.807	
6 -	33.395	21.817	55.212	78.76	0.915	16:48:50.019	
7 -	32.549	21.748	54.297 (1)	80.08		16:49:44.316	
8 -	33.180	21.790	54.970 (3)	79.10	0.673	16:50:39.286	
9 -	33.328	22.567	55.895	77.79	1.598	16:51:35.181	
10 -	33.587	22.769	56.356	77.16	2.059	16:52:31.537	
11 -	33.983	22.735	56.718	76.67	2.421	16:53:28.255	

P31		65 C		Frank MONTINI		Triumph DAYTONA 675R - Sara Johnson	
IDEAL LAP TIME : 54.776		BEST LAP TIME : 54.854		DIFFERENCE : 0.078			
LAP	SECTOR 1	SECTOR 2	LAP TIME	MPH	DIFF	TIME OF DAY	
1 -		22.493	1:04.179	67.75	9.325	16:44:12.023	
2 -	33.599	22.701	56.300 (3)	77.23	1.446	16:45:08.323	
3 -	32.837	22.200	55.037 (2)	79.01	0.183	16:46:03.360	
4 -	32.915	21.939	54.854 (1)	79.27		16:46:58.214	
5 -	33.049	23.306	56.355	77.16	1.501	16:47:54.569	
6 -	35.565	23.703	59.268	73.37	4.414	16:48:53.837	
7 -	35.409	24.265	59.674	72.87	4.820	16:49:53.511	
8 -	35.169	23.528	58.697	74.08	3.843	16:50:52.208	
9 -	34.941	24.169	59.110	73.56	4.256	16:51:51.318	

BMCRC-MRO Championships 2025 - Rnd 1 @ Brands Hatch Indy

DART MRO 600 inc Clubman 600 & GP2/EVO

RACE 19 - BEST SECTORS

POS	SECTOR 1		SECTOR 2		IDEAL / BEST COMPARISON						
	NO	TIME	NO	TIME	POS	NO	NAME	IDEAL	BEST	DIFF	
								PERFECT LAP	48.739		
1	135	29.192	3	19.547	1	3	LAMB DEN	48.784	48.784	0.000	
2	3	29.237	135	19.632	2	135	WESTON	48.824	49.068	0.244	
3	56	29.391	141	19.808	3	164	TUSTIN	49.215	49.215	0.000	
4	164	29.405	164	19.810	4	56	MILLS	49.271	49.297	0.026	
5	212	29.623	190	19.855	5	141	ROSS	49.487	49.694	0.207	
6	141	29.679	56	19.880	6	190	WALSH	49.582	49.666	0.084	
7	190	29.727	5	19.924	7	212	PALLETT	49.583	49.666	0.083	
8	91	29.732	91	19.940	8	91	HIRST	49.672	49.748	0.076	
9	169	29.926	212	19.960	9	5	MACRAE	49.880	49.883	0.003	
10	35	29.929	35	20.012	10	35	DICKINSON	49.941	50.002	0.061	
11	5	29.956	910	20.045	11	169	CUNNINGHAM	49.998	50.170	0.172	
12	910	30.038	169	20.072	12	910	GOWER	50.083	50.218	0.135	
13	28	30.091	178	20.184	13	28	WALKER	50.353	50.353	0.000	
14	44	30.129	28	20.262	14	178	BLOOMFIELD	50.463	50.548	0.085	
15	61	30.202	61	20.295	15	61	GAMBLE	50.497	50.497	0.000	
16	178	30.279	40	20.368	16	44	DUTTON	50.644	50.722	0.078	
17	565	30.301	565	20.391	17	565	KERSHAW	50.692	51.164	0.472	
18	153	30.326	54	20.418	18	153	HICKMOTT	50.834	50.834	0.000	
19	54	30.562	153	20.508	19	40	LORD	50.938	50.938	0.000	
20	40	30.570	44	20.515	20	54	ANDERTON	50.980	51.196	0.216	
21	38	31.029	115	20.634	21	38	COOMBS	51.844	51.897	0.053	
22	67	31.381	67	20.788	22	67	ANSELL	52.169	52.169	0.000	
23	55	31.602	38	20.815	23	115	MAHER	52.476	52.523	0.047	
24	74	31.743	55	20.932	24	55	BEHAL	52.534	52.559	0.025	
25	77	31.820	71	20.983	25	74	VAUGHAN	52.783	52.813	0.030	
26	115	31.842	74	21.040	26	77	HOBBS	53.201	53.336	0.135	
27	46	32.014	130	21.223	27	130	BARRETT	53.274	53.487	0.213	
28	130	32.051	77	21.381	28	71	RANSOME	53.311	53.384	0.073	
29	71	32.328	46	21.463	29	46	FINCH	53.477	53.665	0.188	
30	6	32.417	6	21.748	30	6	FAITH	54.165	54.297	0.132	
31	65	32.837	65	21.939	31	65	MONTINI	54.776	54.854	0.078	

BMCRC-MRO Championships 2025 - Rnd 1 @ Brands Hatch Indy

DART MRO 600 inc Clubman 600 & GP2/EVO

RACE 19 - STATISTICS

Competitors Started 31
Planned Start 2025-03-16 @ 16:50:00.000
Actual Start 2025-03-16 @ 16:43:07.843
Finish Time 2025-03-16 @ 16:53:07.352
Track Length 1.2079mi.
Total Laps 364
Total Distance Covered 439.6921mi.

Session Fastest Lap History

NO	CL	NAME	LAP TIME	TIME OF DAY	LAP	VEHICLE
56		Michael MILLS	49.878	16:44:52.390	2	Yamaha R6
3		Joey LAMB DEN	49.823	16:44:53.198	2	Kawasaki 636
56		Michael MILLS	49.674	16:45:42.064	3	Yamaha R6
56		Michael MILLS	49.592	16:46:31.656	4	Yamaha R6
164		Michael TUSTIN	49.494	16:46:34.017	4	Yamaha R6
56		Michael MILLS	49.493	16:47:21.149	5	Yamaha R6
3		Joey LAMB DEN	48.784	16:47:21.321	5	Kawasaki 636

Session Leader History

NO	CL	NAME	FROM LAP	LAPS LED	DISTANCE	VEHICLE
56		Michael MILLS	1	8	9.66 miles	Yamaha R6
3		Joey LAMB DEN	9	4	4.83 miles	Kawasaki 636

Flag History

TYPE	TIME OF DAY
GREEN	16:43:07.843
FINISH	16:53:07.352

Flag Statistics

TYPE	COUNT	TOTAL LAPS	TOTAL TIME
Green	1	12	11:25.353
Red	0	0	0.000
Safety Car	0	0	0.000
FCY	0	0	0.000

BMCRC-MRO Championships 2025 - Rnd 1 @ Brands Hatch Indy

DART MRO 600 inc Clubman 600 & GP2/EVO

RACE 19 - STATISTICS

CLASS :

14 Starters

Fastest Lap History

NO	NAME	LAP TIME	TIME OF DAY	LAP	VEHICLE
56	Michael MILLS	49.878	16:44:52.390	2	Yamaha R6
3	Joey LAMBDEN	49.823	16:44:53.198	2	Kawasaki 636
56	Michael MILLS	49.674	16:45:42.064	3	Yamaha R6
56	Michael MILLS	49.592	16:46:31.656	4	Yamaha R6
164	Michael TUSTIN	49.494	16:46:34.017	4	Yamaha R6
56	Michael MILLS	49.493	16:47:21.149	5	Yamaha R6
3	Joey LAMBDEN	48.784	16:47:21.321	5	Kawasaki 636

Leader History

NO	NAME	FROM LAP	LAPS LED	DISTANCE	VEHICLE
56	Michael MILLS	1	8	9.66 miles	Yamaha R6
3	Joey LAMBDEN	9	4	4.83 miles	Kawasaki 636

BMCRC-MRO Championships 2025 - Rnd 1 @ Brands Hatch Indy

DART MRO 600 inc Clubman 600 & GP2/EVO

RACE 19 - STATISTICS

CLASS : C


17 Starters

Fastest Lap History

NO	NAME	LAP TIME	TIME OF DAY	LAP	VEHICLE
910	Harry GOWER	50.444	16:44:56.105	2	Triumph DAYTONA 765
28	Tom WALKER	50.353	16:49:10.938	7	Yamaha R6
910	Harry GOWER	50.218	16:49:59.905	8	Triumph DAYTONA 765

Leader History

NO	NAME	FROM LAP	LAPS LED	DISTANCE	VEHICLE
910	Harry GOWER	1	12	14.49 miles	Triumph DAYTONA 765



PROPERLY PROTECTED MRO MINITWINS & BMCRC ROOKIE MINITWINS



BMCRC-MRO Championships – Round 1
Brands Hatch Indy
15th/16th March 2025



SPORTS TIMING

TIMING SOLUTIONS LTD

Timing & Results Provided by Timing Solutions Ltd

www.tsl-timing.com



BrandsHatch

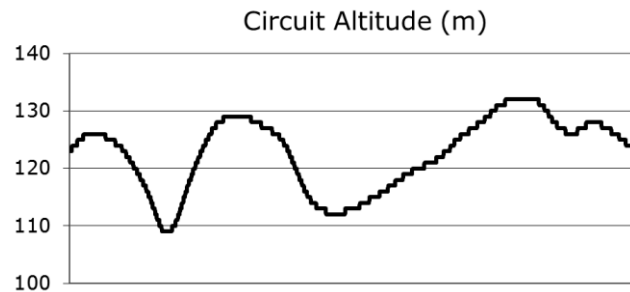
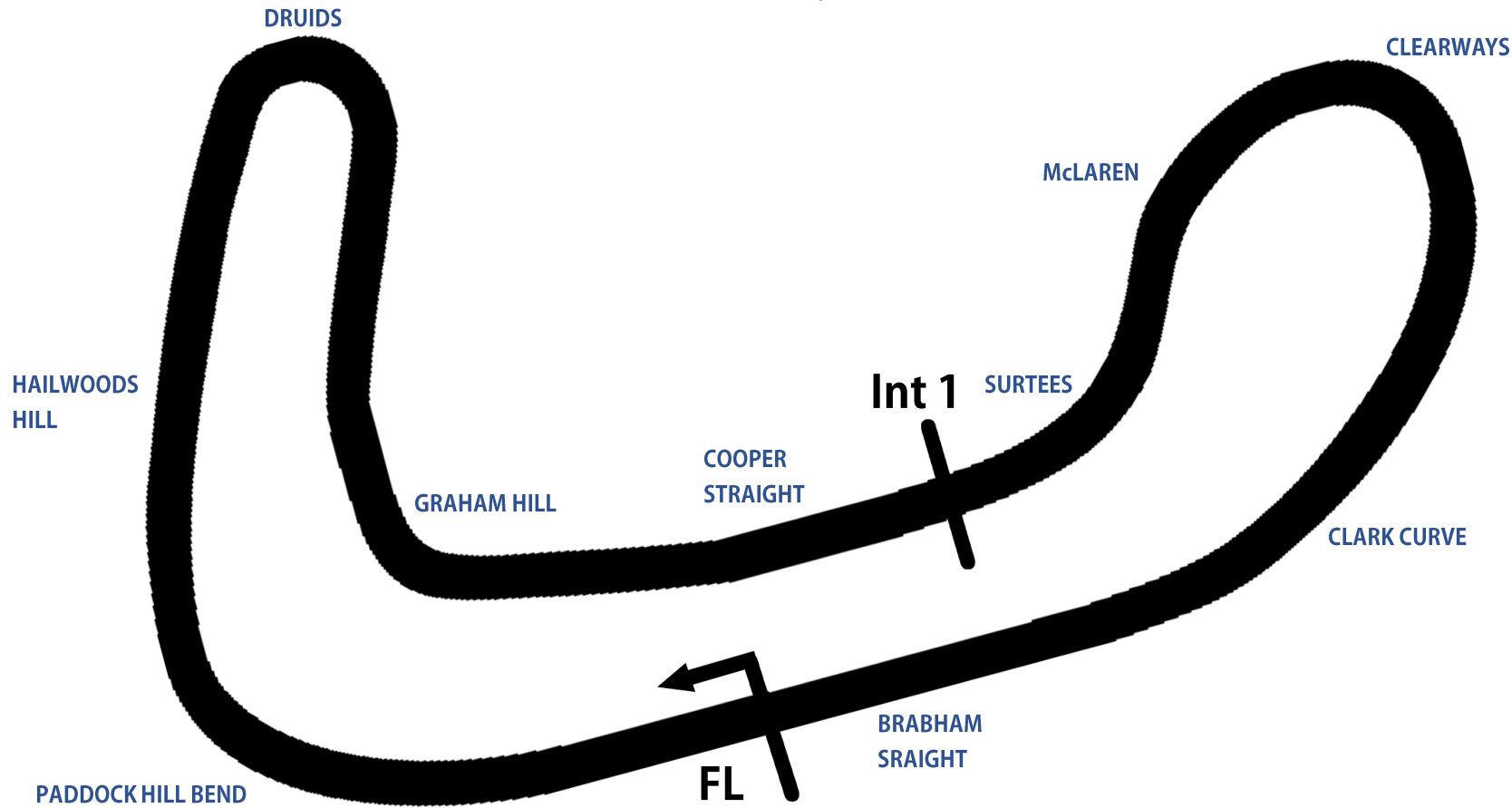
Brands Hatch Indy Circuit

Fawkham, Longfield, Kent, UK



SPORTS TIMING

TIMING SOLUTIONS LTD



Length	1.2079 miles 1.944 km 1944.0 m		
FL		51.36032 N	0.26032 E
Int 1	1112m	51.35934 N	0.25955 E
Pit Entry	1669m	51.35911 N	0.25743 E
Pit Exit	26m after FL	51.36017 N	0.26051 E
Pit Entry - Pit Exit	277m, 19.9s @ 50kph, 16.6s @ 60kph		



BMCRC-MRO Championships 2025 - Rnd 1 @ Brands Hatch Indy

MRO Minitwins & Rookie Minitwins

QUALIFYING - CLASSIFICATION

POS	NO	CL	PIC	NAME	ENTRY	TIME	ON	LAPS	GAP	DIFF	MPH
1	1		1	David TWYFORD	Suzuki SV650 - IMP Racing, MHP, Chris Cowan	51.931	10	10			83.73
2	660		2	Ronnie HARRIS	Suzuki SV650 -	52.833	12	12	0.902	0.902	82.30
3	22		3	Darren DOWDS	Suzuki SV650 - Sublime Dsg Ltd	52.969	5	11	1.038	0.136	82.09
4	66		4	Mitch DUCRAN	Suzuki SV650 - JP Haulage	53.003	8	9	1.072	0.034	82.04
5	33		5	Steve COSTIN	Suzuki SV650 - Sublime Designs / ATP Motorsport	53.192	7	12	1.261	0.189	81.75
6	19		6	Kevin LILLEY	Suzuki SV650 - Trafalgar Cleaning Eqpt. / Steve Jordar	53.202	6	11	1.271	0.010	81.73
7	141		7	Bill HARRIS	Suzuki SV650 -	53.832	8	11	1.901	0.630	80.78
8	21		8	Toby FINNIS	Suzuki SV650R - Tey Farm, Harlow AG, Sublime Dsg L	54.048	8	12	2.117	0.216	80.45
9	27		9	Jack BETTIS	Suzuki SV650 - NB Toolmaking, Lewis Allen Lettings &	54.064	10	11	2.133	0.016	80.43
10	73		10	Ollie SIMS	Suzuki SV650 - Motorbodies Weston Ltd	54.582	8	11	2.651	0.518	79.67
11	96*	RMT	1	William HOWARTH	Suzuki SV650 -	55.008	9	10	3.077	0.426	79.05
12	3		11	Oliver ARBON	Suzuki SV650 - TT Plumbing & Heating	55.121	8	10	3.190	0.113	78.89
13	115		12	Brian MAHER	Suzuki SV650 - Spraytech /Espresso Solutions	55.136	7	11	3.205	0.015	78.87
14	52		13	James EGGINTON	Suzuki SV650 - Advance Computer Services - www.AC	55.316	10	10	3.385	0.180	78.61
15	69		14	Jack GRIFFITHS	Suzuki SV650 - Joe's Carpets/ATP Racing	55.333	11	11	3.402	0.017	78.58
16	140		15	Daniel SALES	Suzuki SV650 - Team Freddie, Ron & Frankie	55.413	8	10	3.482	0.080	78.47
17	30		16	David LUFF	Suzuki SV650 - ATP & Sarah O'Neill	55.539	6	7	3.608	0.126	78.29
18	28	RMT	2	Rhys QUANTRALL	Suzuki SV650 -	56.255	9	9	4.324	0.716	77.30
19	12		17	Russell TAYLOR	Suzuki SV650 -	56.297	9	10	4.366	0.042	77.24
20	11		18	Mark OSBORNE	Suzuki SV650 -	56.485	9	10	4.554	0.188	76.98
21	166		19	Ben KING	Suzuki SV650 -	56.927	7	10	4.996	0.442	76.38
22	113	RMT	3	Phil ROODT	Suzuki SV650 - Carter Thorne Carpets and flooring 201	57.226	6	10	5.295	0.299	75.99
23	88		20	Kirt ELLIOTT	Suzuki SV 650 -	57.240	10	10	5.309	0.014	75.97
24	77	RMT	4	Joshua CRISP	Suzuki SV650 - JMC Guitarworks	57.583	10	10	5.652	0.343	75.51
25	81*		21	Malvern MAY	Suzuki SV650 - IMP racing	57.597	6	10	5.666	0.014	75.50
26	55		22	Magnus MANSON-CHUBB	Suzuki SV650 -	57.720	9	9	5.789	0.123	75.33
27	119		23	Simon HEALEY	Suzuki SV650 - Popular Tyres Ltd / Pro Parts Ltd	57.729	10	10	5.798	0.009	75.32
28	51		24	Andrew DURANT	Suzuki SV650 -	58.427	10	10	6.496	0.698	74.42
29	197	RMT	5	Billy HICK	Suzuki SV650 -	58.551	7	10	6.620	0.124	74.27
30	74		25	Daniel BLACK	Suzuki SV650 - Dad	58.553	3	3	6.622	0.002	74.26
31	410	RMT	6	Noah GUILLERY	Suzuki SV650 - MDM-R/ ACT Systems/ Ultimate clean	58.657	1	1	6.726	0.104	74.13
32	158		26	Danny BRENNAN	Suzuki SV650 -	59.443	8	9	7.512	0.786	73.15
33	195	RMT	7	Alex COOK	Suzuki SV650 - Sac boiler plant	59.746	8	10	7.815	0.303	72.78
34	109	RMT	8	Logan PARSONS	Suzuki SV650 -	1:00.105	8	9	8.174	0.359	72.35
35	369	RMT	9	Merlin LINDSAY	Suzuki SV650 -	1:01.088	4	9	9.157	0.983	71.18
36	31	RMT	10	Matthew BUTLER	Suzuki SV650 - Allview Electrical	1:02.273	8	9	10.342	1.185	69.83
37	251		27	Craig FERRIS	Suzuki SV650 K6 - IMP Racing, Kelvedon Dog Training	1:03.199	4	6	11.268	0.926	68.80

* No. 96 - Please fit a working transponder
 * No. 81 - Poor signal from transponder, please fit as per manufacturer and ACU guidelines

Weather / Track : Cloudy / Dry Date: 15/03/2025 Start: 09:13 Finish: 09:28
 These results are provisional until the conclusion of any judicial and technical matters. Brands Hatch Indy: 1.2079 miles

Clerk Of Course:	Timekeeper: <i>Craig Smith</i>	
------------------	-----------------------------------	--

Results can be found at www.tsl-timing.com Printed - 09:29 Saturday, 15 March 2025



BMCRC-MRO Championships 2025 - Rnd 1 @ Brands Hatch Indy

MRO Minitwins & Rookie Minitwins

QUALIFYING - SECTOR ANALYSIS



SECTOR 1 = FL to I1, SECTOR 2 = I1 to FL, DIFF = Difference To Personal Best Lap, P = Crossed Finish Line in Pit Lane, D = Time Disallowed

P1		1		David TWYFORD		Suzuki SV650 - IMP Racing, MHP, Chris Cowan	
IDEAL LAP TIME : 51.931		BEST LAP TIME : 51.931		DIFFERENCE : 0.000			
LAP	SECTOR 1	SECTOR 2	LAP TIME	MPH	DIFF	TIME OF DAY	
1 -	35.027	23.537	58.564	74.25	6.633	09:15:47.301	
2 -	32.778	IN PIT	5:24.732	P 13.39	4:32.801	09:21:12.033	
3 -	OUTLAP	22.642	1:02.427	69.65	10.496	09:22:14.460	
4 -	31.776	21.669	53.445	81.36	1.514	09:23:07.905	
5 -	31.657	21.722	53.379	81.46	1.448	09:24:01.284	
6 -	32.515	21.646	54.161	80.29	2.230	09:24:55.445	
7 -	31.401	22.074	53.475	81.32	1.544	09:25:48.920	
8 -	31.126	21.106	52.232	(2) 83.25	0.301	09:26:41.152	
9 -	31.329	21.755	53.084	(3) 81.91	1.153	09:27:34.236	
10 -	30.978	20.953	51.931	(1) 83.73		09:28:26.167	

P2		660		Ronnie HARRIS		Suzuki SV650 -	
IDEAL LAP TIME : 52.833		BEST LAP TIME : 52.833		DIFFERENCE : 0.000			
LAP	SECTOR 1	SECTOR 2	LAP TIME	MPH	DIFF	TIME OF DAY	
1 -	35.157	22.730	57.887	75.12	5.054	09:15:17.133	
2 -	33.517	22.242	55.759	77.98	2.926	09:16:12.892	
3 -	46.649	IN PIT	4:28.318	P 16.20	3:35.485	09:20:41.210	
4 -	OUTLAP	22.014	56.985	76.31	4.152	09:21:38.195	
5 -	32.035	21.831	53.866	80.73	1.033	09:22:32.061	
6 -	31.734	21.818	53.552	(3) 81.20	0.719	09:23:25.613	
7 -	31.804	21.666	53.470	(2) 81.32	0.637	09:24:19.083	
8 -	31.925	22.497	54.422	79.90	1.589	09:25:13.505	
9 -	32.412	21.929	54.341	80.02	1.508	09:26:07.846	
10 -	32.057	21.659	53.716	80.95	0.883	09:27:01.562	
11 -	33.465	22.912	56.377	77.13	3.544	09:27:57.939	
12 -	31.464	21.369	52.833	(1) 82.30		09:28:50.772	

P3		22		Darren DOWDS		Suzuki SV650 - Sublime Dsg Ltd	
IDEAL LAP TIME : 52.847		BEST LAP TIME : 52.969		DIFFERENCE : 0.122			
LAP	SECTOR 1	SECTOR 2	LAP TIME	MPH	DIFF	TIME OF DAY	
1 -	46.139	23.082	1:09.221	62.82	16.252	09:15:28.991	
2 -	40.250	IN PIT	5:13.686	P 13.86	4:20.717	09:20:42.677	
3 -	OUTLAP	22.113	57.341	75.83	4.372	09:21:40.018	
4 -	31.821	21.587	53.408	(3) 81.42	0.439	09:22:33.426	
5 -	31.378	21.591	52.969	(1) 82.09		09:23:26.395	
6 -	31.578	21.522	53.100	(2) 81.89	0.131	09:24:19.495	
7 -	31.838	22.163	54.001	80.52	1.032	09:25:13.496	
8 -	33.210	22.236	55.446	78.42	2.477	09:26:08.942	
9 -	31.537	22.353	53.890	80.69	0.921	09:27:02.832	
10 -	34.073	24.260	58.333	74.54	5.364	09:28:01.165	
11 -	32.420	21.469	53.889	80.69	0.920	09:28:55.054	

P4		66		Mitch DUCRAN		Suzuki SV650 - JP Haulage	
IDEAL LAP TIME : 52.876		BEST LAP TIME : 53.003		DIFFERENCE : 0.127			
LAP	SECTOR 1	SECTOR 2	LAP TIME	MPH	DIFF	TIME OF DAY	
1 -	33.406	23.459	56.865	76.47	3.862	09:15:32.620	
2 -	46.728	IN PIT	5:16.853	P 13.72	4:23.850	09:20:49.473	
3 -	OUTLAP	22.863	59.008	73.69	6.005	09:21:48.481	
4 -	32.959	21.971	54.930	79.16	1.927	09:22:43.411	
5 -	32.257	21.751	54.008	(3) 80.51	1.005	09:23:37.419	
6 -	31.960	22.461	54.421	79.90	1.418	09:24:31.840	
7 -	31.769	21.331	53.100	(2) 81.89	0.097	09:25:24.940	
8 -	31.545	21.458	53.003	(1) 82.04		09:26:17.943	
9 -	32.685	21.823	54.508	79.77	1.505	09:27:12.451	

BMCRC-MRO Championships 2025 - Rnd 1 @ Brands Hatch Indy

MRO Minitwins & Rookie Minitwins

QUALIFYING - SECTOR ANALYSIS



SECTOR 1 = FL to I1, SECTOR 2 = I1 to FL, DIFF = Difference To Personal Best Lap, P = Crossed Finish Line in Pit Lane, D = Time Disallowed

P5 33 Steve COSTIN		Suzuki SV650 - Sublime Designs / ATP Motorsport				
IDEAL LAP TIME : 52.776		BEST LAP TIME : 53.192		DIFFERENCE : 0.416		
LAP	SECTOR 1	SECTOR 2	LAP TIME	MPH	DIFF	TIME OF DAY
1 -	33.657	22.416	56.073	77.55	2.881	09:15:09.934
2 -	32.817	22.338	55.155	78.84	1.963	09:16:05.089
3 -	43.536	IN PIT	4:36.960	P 15.70	3:43.768	09:20:42.049
4 -	OUTLAP	22.284	57.999	74.97	4.807	09:21:40.048
5 -	32.573	21.836	54.409	79.92	1.217	09:22:34.457
6 -	32.291	21.851	54.142	80.31	0.950	09:23:28.599
7 -	31.779	21.413	53.192 (1)	81.75		09:24:21.791
8 -	31.966	21.264	53.230	(2) 81.69	0.038	09:25:15.021
9 -	32.018	22.075	54.093	80.39	0.901	09:26:09.114
10 -	31.512	22.368	53.880	(3) 80.70	0.688	09:27:02.994
11 -	33.623	22.731	56.354	77.16	3.162	09:27:59.348
12 -	33.327	21.799	55.126	78.88	1.934	09:28:54.474

P6 19 Kevin LILLEY		Suzuki SV650 - Trafalgar Cleaning Eqpt. / Steve Jordan Motorcy				
IDEAL LAP TIME : 53.041		BEST LAP TIME : 53.202		DIFFERENCE : 0.161		
LAP	SECTOR 1	SECTOR 2	LAP TIME	MPH	DIFF	TIME OF DAY
1 -	34.298	23.028	57.326	75.85	4.124	09:15:45.287
2 -	33.991	IN PIT	4:57.347	P 14.62	4:04.145	09:20:42.634
3 -	OUTLAP	21.970	57.757	75.29	4.555	09:21:40.391
4 -	32.600	21.584	54.184	80.25	0.982	09:22:34.575
5 -	32.019	21.923	53.942	80.61	0.740	09:23:28.517
6 -	31.457	21.745	53.202 (1)	81.73		09:24:21.719
7 -	31.634	21.602	53.236	(2) 81.68	0.034	09:25:14.955
8 -	32.096	22.139	54.235	80.18	1.033	09:26:09.190
9 -	31.824	22.195	54.019	80.50	0.817	09:27:03.209
10 -	32.871	22.664	55.535	78.30	2.333	09:27:58.744
11 -	31.461	21.784	53.245	(3) 81.67	0.043	09:28:51.989

P7 141 Bill HARRIS		Suzuki SV650 -				
IDEAL LAP TIME : 53.691		BEST LAP TIME : 53.832		DIFFERENCE : 0.141		
LAP	SECTOR 1	SECTOR 2	LAP TIME	MPH	DIFF	TIME OF DAY
1 -	36.212	23.647	59.859	72.64	6.027	09:15:30.047
2 -	42.319	IN PIT	5:13.884	P 13.85	4:20.052	09:20:43.931
3 -	OUTLAP	22.741	59.527	73.05	5.695	09:21:43.458
4 -	33.606	22.322	55.928	77.75	2.096	09:22:39.386
5 -	32.887	22.319	55.206	78.77	1.374	09:23:34.592
6 -	32.453	22.040	54.493	79.80	0.661	09:24:29.085
7 -	32.324	21.873	54.197	80.23	0.365	09:25:23.282
8 -	31.981	21.851	53.832 (1)	80.78		09:26:17.114
9 -	32.025	22.179	54.204	80.22	0.372	09:27:11.318
10 -	31.840	22.017	53.857	(2) 80.74	0.025	09:28:05.175
11 -	32.175	21.948	54.123	(3) 80.34	0.291	09:28:59.298

P8 21 Toby FINNIS		Suzuki SV650R - Tey Farm, Harlow AG, Sublime Dsg Ltd				
IDEAL LAP TIME : 53.881		BEST LAP TIME : 54.048		DIFFERENCE : 0.167		
LAP	SECTOR 1	SECTOR 2	LAP TIME	MPH	DIFF	TIME OF DAY
1 -	33.517	22.612	56.129	77.47	2.081	09:15:10.399
2 -	33.427	22.342	55.769	77.97	1.721	09:16:06.168
3 -	43.526	IN PIT	4:35.340	P 15.79	3:41.292	09:20:41.508
4 -	OUTLAP	22.384	58.431	74.42	4.383	09:21:39.939
5 -	32.557	21.818	54.375	79.97	0.327	09:22:34.314
6 -	32.105	22.008	54.113	(2) 80.36	0.065	09:23:28.427
7 -	32.338	21.948	54.286	(3) 80.10	0.238	09:24:22.713
8 -	32.272	21.776	54.048 (1)	80.45		09:25:16.761
9 -	32.434	22.199	54.633	79.59	0.585	09:26:11.394
10 -	32.497	21.861	54.358	79.99	0.310	09:27:05.752
11 -	32.478	22.493	54.971	79.10	0.923	09:28:00.723
12 -	37.991	23.404	1:01.395	70.82	7.347	09:29:02.118

BMCRC-MRO Championships 2025 - Rnd 1 @ Brands Hatch Indy

MRO Minitwins & Rookie Minitwins

QUALIFYING - SECTOR ANALYSIS



SECTOR 1 = FL to I1, SECTOR 2 = I1 to FL, DIFF = Difference To Personal Best Lap, P = Crossed Finish Line in Pit Lane, D = Time Disallowed

P9 27		Jack BETTIS		Suzuki SV650 - NB Toolmaking, Lewis Allen Lettings & Property			
IDEAL LAP TIME : 53.943		BEST LAP TIME : 54.064		DIFFERENCE : 0.121			
LAP	SECTOR 1	SECTOR 2	LAP TIME	MPH	DIFF	TIME OF DAY	
1 -	33.679	23.026	56.705	76.68	2.641	09:15:48.841	
2 -	33.107	IN PIT	4:55.158 P	14.73	4:01.094	09:20:43.999	
3 -	OUTLAP	22.427	59.774	72.75	5.710	09:21:43.773	
4 -	33.102	21.935	55.037	79.01	0.973	09:22:38.810	
5 -	33.189	21.875	55.064	78.97	1.000	09:23:33.874	
6 -	32.203	22.048	54.251	80.15	0.187	09:24:28.125	
7 -	32.149	21.923	54.072 (2)	80.42	0.008	09:25:22.197	
8 -	32.167	21.939	54.106 (3)	80.37	0.042	09:26:16.303	
9 -	32.295	22.115	54.410	79.92	0.346	09:27:10.713	
10 -	32.068	21.996	54.064 (1)	80.43		09:28:04.777	
11 -	32.642	22.090	54.732	79.45	0.668	09:28:59.509	

P10 73		Ollie SIMS		Suzuki SV650 - Motorbodies Weston Ltd			
IDEAL LAP TIME : 54.488		BEST LAP TIME : 54.582		DIFFERENCE : 0.094			
LAP	SECTOR 1	SECTOR 2	LAP TIME	MPH	DIFF	TIME OF DAY	
1 -	35.952	23.055	59.007	73.69	4.425	09:15:14.107	
2 -	35.013	22.627	57.640	75.44	3.058	09:16:11.747	
3 -	45.123	IN PIT	4:32.675 P	15.94	3:38.093	09:20:44.422	
4 -	OUTLAP	22.760	1:00.753	71.57	6.171	09:21:45.175	
5 -	33.540	22.194	55.734	78.02	1.152	09:22:40.909	
6 -	33.237	22.347	55.584	78.23	1.002	09:23:36.493	
7 -	32.805	22.173	54.978 (3)	79.09	0.396	09:24:31.471	
8 -	32.638	21.944	54.582 (1)	79.67		09:25:26.053	
9 -	33.029	21.850	54.879 (2)	79.23	0.297	09:26:20.932	
10 -	33.155	22.090	55.245	78.71	0.663	09:27:16.177	
11 -	32.800	22.559	55.359	78.55	0.777	09:28:11.536	

P11 96 RMT		William HOWARTH		Suzuki SV650 -			
IDEAL LAP TIME :		BEST LAP TIME : 55.008		DIFFERENCE :			
LAP	SECTOR 1	SECTOR 2	LAP TIME	MPH	DIFF	TIME OF DAY	
1 -			59.178	73.48	4.170	09:15:17.247	
2 -			56.923	76.39	1.915	09:16:14.170	
3 -			5:34.151	13.01	4:39.143	09:21:48.321	
4 -			56.796	76.56	1.788	09:22:45.117	
5 -			55.855	77.85	0.847	09:23:40.972	
6 -			55.440	78.43	0.432	09:24:36.412	
7 -			55.591	78.22	0.583	09:25:32.003	
8 -			55.361 (2)	78.54	0.353	09:26:27.364	
9 -			55.008 (1)	79.05		09:27:22.372	
10 -			55.438 (3)	78.44	0.430	09:28:17.810	

P12 3		Oliver ARBON		Suzuki SV650 - TT Plumbing & Heating			
IDEAL LAP TIME : 54.991		BEST LAP TIME : 55.121		DIFFERENCE : 0.130			
LAP	SECTOR 1	SECTOR 2	LAP TIME	MPH	DIFF	TIME OF DAY	
1 -	35.378	24.609	59.987	72.49	4.866	09:15:47.832	
2 -	34.222	IN PIT	4:55.538 P	14.71	4:00.417	09:20:43.370	
3 -	OUTLAP	22.906	1:00.967	71.32	5.846	09:21:44.337	
4 -	33.391	22.845	56.236	77.32	1.115	09:22:40.573	
5 -	33.037	22.689	55.726	78.03	0.605	09:23:36.299	
6 -	32.871	22.586	55.457 (3)	78.41	0.336	09:24:31.756	
7 -	32.946	22.262	55.208 (2)	78.76	0.087	09:25:26.964	
8 -	32.729	22.392	55.121 (1)	78.89		09:26:22.085	
9 -	32.926	22.774	55.700	78.07	0.579	09:27:17.785	
10 -	33.068	22.446	55.514	78.33	0.393	09:28:13.299	

BMCRC-MRO Championships 2025 - Rnd 1 @ Brands Hatch Indy

MRO Minitwins & Rookie Minitwins

QUALIFYING - SECTOR ANALYSIS



SECTOR 1 = FL to I1, SECTOR 2 = I1 to FL, DIFF = Difference To Personal Best Lap, P = Crossed Finish Line in Pit Lane, D = Time Disallowed

P13 115		Brian MAHER		Suzuki SV650 - Spraytech /Espresso Solutions			
IDEAL LAP TIME : 54.985		BEST LAP TIME : 55.136		DIFFERENCE : 0.151			
LAP	SECTOR 1	SECTOR 2	LAP TIME	MPH	DIFF	TIME OF DAY	
1 -	35.476	22.993	58.469	74.37	3.333	09:15:13.070	
2 -	34.303	22.768	57.071	76.19	1.935	09:16:10.141	
3 -	42.754	IN PIT	4:33.594	P 15.89	3:38.458	09:20:43.735	
4 -	OUTLAP	22.796	59.025	73.67	3.889	09:21:42.760	
5 -	33.325	22.553	55.878	77.82	0.742	09:22:38.638	
6 -	33.513	22.271	55.784	77.95	0.648	09:23:34.422	
7 -	32.892	22.244	55.136 (1)	78.87		09:24:29.558	
8 -	33.037	22.307	55.344	(2) 78.57	0.208	09:25:24.902	
9 -	33.110	22.273	55.383	78.51	0.247	09:26:20.285	
10 -	33.951	22.123	56.074	77.55	0.938	09:27:16.359	
11 -	32.862	22.485	55.347	(3) 78.56	0.211	09:28:11.706	

P14 52		James EGGINTON		Suzuki SV650 - Advance Computer Services - www.ACS.co.uk			
IDEAL LAP TIME : 55.316		BEST LAP TIME : 55.316		DIFFERENCE : 0.000			
LAP	SECTOR 1	SECTOR 2	LAP TIME	MPH	DIFF	TIME OF DAY	
1 -	OUTLAP	23.058	1:02.049	70.08	6.733	09:16:06.980	
2 -	43.038	IN PIT	4:52.556	P 14.86	3:57.240	09:20:59.536	
3 -	OUTLAP	24.447	1:03.995	67.95	8.679	09:22:03.531	
4 -	34.922	22.923	57.845	75.17	2.529	09:23:01.376	
5 -	35.272	23.297	58.569	74.24	3.253	09:23:59.945	
6 -	34.152	22.630	56.782	76.58	1.466	09:24:56.727	
7 -	33.427	22.568	55.995	(2) 77.66	0.679	09:25:52.722	
8 -	33.331	22.859	56.190	(3) 77.39	0.874	09:26:48.912	
9 -	34.336	23.375	57.711	75.35	2.395	09:27:46.623	
10 -	32.965	22.351	55.316 (1)	78.61		09:28:41.939	

P15 69		Jack GRIFFITHS		Suzuki SV650 - Joe's Carpets/ATP Racing			
IDEAL LAP TIME : 55.121		BEST LAP TIME : 55.333		DIFFERENCE : 0.212			
LAP	SECTOR 1	SECTOR 2	LAP TIME	MPH	DIFF	TIME OF DAY	
1 -	35.691	23.414	59.105	73.57	3.772	09:15:16.651	
2 -	34.450	23.659	58.109	74.83	2.776	09:16:14.760	
3 -	45.999	IN PIT	4:28.243	P 16.21	3:32.910	09:20:43.003	
4 -	OUTLAP	22.988	59.726	72.80	4.393	09:21:42.729	
5 -	33.848	22.547	56.395	77.10	1.062	09:22:39.124	
6 -	33.596	22.512	56.108	77.50	0.775	09:23:35.232	
7 -	33.038	22.309	55.347	(2) 78.56	0.014	09:24:30.579	
8 -	33.158	22.386	55.544	78.29	0.211	09:25:26.123	
9 -	33.444	22.083	55.527	(3) 78.31	0.194	09:26:21.650	
10 -	33.098	22.542	55.640	78.15	0.307	09:27:17.290	
11 -	33.054	22.279	55.333 (1)	78.58		09:28:12.623	

P16 140		Daniel SALES		Suzuki SV650 - Team Freddie, Ron & Frankie			
IDEAL LAP TIME : 55.251		BEST LAP TIME : 55.413		DIFFERENCE : 0.162			
LAP	SECTOR 1	SECTOR 2	LAP TIME	MPH	DIFF	TIME OF DAY	
1 -	36.915	23.642	1:00.557	71.81	5.144	09:15:37.411	
2 -	54.081	IN PIT	5:17.763	P 13.68	4:22.350	09:20:55.174	
3 -	OUTLAP	23.354	1:03.175	68.83	7.762	09:21:58.349	
4 -	34.933	22.733	57.666	75.41	2.253	09:22:56.015	
5 -	33.445	22.464	55.909	77.78	0.496	09:23:51.924	
6 -	34.801	22.752	57.553	75.55	2.140	09:24:49.477	
7 -	33.322	22.221	55.543	(2) 78.29	0.130	09:25:45.020	
8 -	33.030	22.383	55.413 (1)	78.47		09:26:40.433	
9 -	33.253	22.297	55.550	(3) 78.28	0.137	09:27:35.983	
10 -	33.854	22.601	56.455	77.02	1.042	09:28:32.438	

BMCRC-MRO Championships 2025 - Rnd 1 @ Brands Hatch Indy

MRO Minitwins & Rookie Minitwins

QUALIFYING - SECTOR ANALYSIS



SECTOR 1 = FL to I1, SECTOR 2 = I1 to FL, DIFF = Difference To Personal Best Lap, P = Crossed Finish Line in Pit Lane, D = Time Disallowed

P17 30		David LUFF		Suzuki SV650 - ATP & Sarah O'Neill			
IDEAL LAP TIME : 55.286		BEST LAP TIME : 55.539		DIFFERENCE : 0.253			
LAP	SECTOR 1	SECTOR 2	LAP TIME	MPH	DIFF	TIME OF DAY	
1 -	35.915	23.365	59.280	73.35	3.741	09:15:15.060	
2 -	34.969	22.702	57.671	75.40	2.132	09:16:12.731	
3 -	45.619	IN PIT	4:30.923	P 16.05	3:35.384	09:20:43.654	
4 -	OUTLAP	23.067	1:01.290	70.95	5.751	09:21:44.944	
5 -	33.279	22.784	56.063	(2) 77.56	0.524	09:22:41.007	
6 -	32.950	22.589	55.539	(1) 78.29		09:23:36.546	
7 -	33.641	22.798	56.439	(3) 77.04	0.900	09:24:32.985	

P18 28 RMT		Rhys QUANTRALL		Suzuki SV650 -			
IDEAL LAP TIME : 56.185		BEST LAP TIME : 56.255		DIFFERENCE : 0.070			
LAP	SECTOR 1	SECTOR 2	LAP TIME	MPH	DIFF	TIME OF DAY	
1 -	OUTLAP	IN PIT	5:42.172	P 12.70	4:45.917	09:21:00.286	
2 -	OUTLAP	25.555	1:06.947	64.95	10.692	09:22:07.233	
3 -	36.861	24.507	1:01.368	70.86	5.113	09:23:08.601	
4 -	35.749	23.945	59.694	72.84	3.439	09:24:08.295	
5 -	34.948	23.142	58.090	74.85	1.835	09:25:06.385	
6 -	34.473	23.428	57.901	(3) 75.10	1.646	09:26:04.286	
7 -	33.834	22.767	56.601	(2) 76.82	0.346	09:27:00.887	
8 -	34.801	23.208	58.009	74.96	1.754	09:27:58.896	
9 -	33.904	22.351	56.255	(1) 77.30		09:28:55.151	

P19 12		Russell TAYLOR		Suzuki SV650 -			
IDEAL LAP TIME : 56.297		BEST LAP TIME : 56.297		DIFFERENCE : 0.000			
LAP	SECTOR 1	SECTOR 2	LAP TIME	MPH	DIFF	TIME OF DAY	
1 -	37.387	24.312	1:01.699	70.48	5.402	09:15:35.524	
2 -	54.021	IN PIT	5:14.613	P 13.82	4:18.316	09:20:50.137	
3 -	OUTLAP	23.805	1:02.216	69.89	5.919	09:21:52.353	
4 -	34.665	23.700	58.365	74.50	2.068	09:22:50.718	
5 -	34.444	23.238	57.682	75.38	1.385	09:23:48.400	
6 -	34.512	23.152	57.664	75.41	1.367	09:24:46.064	
7 -	34.489	23.141	57.630	75.45	1.333	09:25:43.694	
8 -	33.943	22.918	56.861	(2) 76.47	0.564	09:26:40.555	
9 -	33.814	22.483	56.297	(1) 77.24		09:27:36.852	
10 -	33.822	23.082	56.904	(3) 76.42	0.607	09:28:33.756	

P20 11		Mark OSBORNE		Suzuki SV650 -			
IDEAL LAP TIME : 56.485		BEST LAP TIME : 56.485		DIFFERENCE : 0.000			
LAP	SECTOR 1	SECTOR 2	LAP TIME	MPH	DIFF	TIME OF DAY	
1 -	37.357	24.365	1:01.722	70.45	5.237	09:15:49.986	
2 -	35.517	IN PIT	5:05.011	P 14.25	4:08.526	09:20:54.997	
3 -	OUTLAP	24.708	1:05.941	65.94	9.456	09:22:00.938	
4 -	35.115	24.677	59.792	72.72	3.307	09:23:00.730	
5 -	35.496	23.833	59.329	73.29	2.844	09:24:00.059	
6 -	34.612	23.570	58.182	74.74	1.697	09:24:58.241	
7 -	34.283	23.381	57.664	75.41	1.179	09:25:55.905	
8 -	34.151	23.172	57.323	(3) 75.86	0.838	09:26:53.228	
9 -	33.591	22.894	56.485	(1) 76.98		09:27:49.713	
10 -	33.844	23.232	57.076	(2) 76.18	0.591	09:28:46.789	

BMCRC-MRO Championships 2025 - Rnd 1 @ Brands Hatch Indy

MRO Minitwins & Rookie Minitwins

QUALIFYING - SECTOR ANALYSIS



SECTOR 1 = FL to I1, SECTOR 2 = I1 to FL, DIFF = Difference To Personal Best Lap, P = Crossed Finish Line in Pit Lane, D = Time Disallowed

P21 166 Ben KING		Suzuki SV650 -				
IDEAL LAP TIME : 56.847		BEST LAP TIME : 56.927		DIFFERENCE : 0.080		
LAP	SECTOR 1	SECTOR 2	LAP TIME	MPH	DIFF	TIME OF DAY
1 -	OUTLAP	23.801	1:03.788	68.17	6.861	09:16:14.726
2 -	47.895	IN PIT	4:35.044 P	15.81	3:38.117	09:20:49.770
3 -	OUTLAP	23.398	1:01.177	71.08	4.250	09:21:50.947
4 -	34.991	23.446	58.437	74.41	1.510	09:22:49.384
5 -	34.099	22.834	56.933 (2)	76.38	0.006	09:23:46.317
6 -	34.351	23.144	57.495	75.63	0.568	09:24:43.812
7 -	34.013	22.914	56.927 (1)	76.38		09:25:40.739
8 -	34.389	23.057	57.446	75.69	0.519	09:26:38.185
9 -	34.211	22.933	57.144 (3)	76.09	0.217	09:27:35.329
10 -	35.070	22.935	58.005	74.96	1.078	09:28:33.334

P22 113 RMT Phil ROODT		Suzuki SV650 - Carter Thorne Carpets and flooring 2018 ltd				
IDEAL LAP TIME : 57.226		BEST LAP TIME : 57.226		DIFFERENCE : 0.000		
LAP	SECTOR 1	SECTOR 2	LAP TIME	MPH	DIFF	TIME OF DAY
1 -	43.286	25.941	1:09.227	62.81	12.001	09:15:32.926
2 -	53.132	IN PIT	5:20.118 P	13.58	4:22.892	09:20:53.044
3 -	OUTLAP	24.544	1:03.918	68.03	6.692	09:21:56.962
4 -	35.363	23.553	58.916	73.81	1.690	09:22:55.878
5 -	35.044	23.334	58.378 (2)	74.49	1.152	09:23:54.256
6 -	34.231	22.995	57.226 (1)	75.99		09:24:51.482
7 -	35.168	23.717	58.885	73.84	1.659	09:25:50.367
8 -	34.826	23.624	58.450 (3)	74.39	1.224	09:26:48.817
9 -	35.978	24.010	59.988	72.49	2.762	09:27:48.805
10 -	36.716	24.331	1:01.047	71.23	3.821	09:28:49.852

P23 88 Kirt ELLIOTT		Suzuki SV 650 -				
IDEAL LAP TIME : 57.240		BEST LAP TIME : 57.240		DIFFERENCE : 0.000		
LAP	SECTOR 1	SECTOR 2	LAP TIME	MPH	DIFF	TIME OF DAY
1 -	37.205	24.452	1:01.657	70.52	4.417	09:15:33.462
2 -	44.737	IN PIT	5:11.111 P	13.97	4:13.871	09:20:44.573
3 -	OUTLAP	23.809	1:02.467	69.61	5.227	09:21:47.040
4 -	34.524	23.309	57.833 (3)	75.19	0.593	09:22:44.873
5 -	34.487	23.211	57.698 (2)	75.36	0.458	09:23:42.571
6 -	34.545	23.536	58.081	74.87	0.841	09:24:40.652
7 -	34.569	23.511	58.080	74.87	0.840	09:25:38.732
8 -	34.406	23.436	57.842	75.18	0.602	09:26:36.574
9 -	34.394	23.756	58.150	74.78	0.910	09:27:34.724
10 -	34.101	23.139	57.240 (1)	75.97		09:28:31.964

P24 77 RMT Joshua CRISP		Suzuki SV650 - JMC Guitarworks				
IDEAL LAP TIME : 57.583		BEST LAP TIME : 57.583		DIFFERENCE : 0.000		
LAP	SECTOR 1	SECTOR 2	LAP TIME	MPH	DIFF	TIME OF DAY
1 -	36.227	24.145	1:00.372	72.03	2.789	09:15:53.489
2 -	35.293	IN PIT	5:09.691 P	14.04	4:12.108	09:21:03.180
3 -	OUTLAP	24.306	1:04.760	67.14	7.177	09:22:07.940
4 -	35.209	23.993	59.202	73.45	1.619	09:23:07.142
5 -	35.388	23.600	58.988	73.72	1.405	09:24:06.130
6 -	35.404	23.262	58.666	74.12	1.083	09:25:04.796
7 -	34.507	23.168	57.675 (2)	75.39	0.092	09:26:02.471
8 -	34.744	23.339	58.083 (3)	74.86	0.500	09:27:00.554
9 -	34.639	24.059	58.698	74.08	1.115	09:27:59.252
10 -	34.451	23.132	57.583 (1)	75.51		09:28:56.835

BMCRC-MRO Championships 2025 - Rnd 1 @ Brands Hatch Indy

MRO Minitwins & Rookie Minitwins

QUALIFYING - SECTOR ANALYSIS



SECTOR 1 = FL to I1, SECTOR 2 = I1 to FL, DIFF = Difference To Personal Best Lap, P = Crossed Finish Line in Pit Lane, D = Time Disallowed

P25 81 Malvern MAY		Suzuki SV650 - IMP racing				
IDEAL LAP TIME : 57.258		BEST LAP TIME : 57.597		DIFFERENCE : 0.339		
LAP	SECTOR 1	SECTOR 2	LAP TIME	MPH	DIFF	TIME OF DAY
1 -	37.103	24.139	1:01.242	71.00	3.645	09:15:34.020
2 -	51.756	IN PIT	5:20.680 P	13.56	4:23.083	09:20:54.700
3 -	OUTLAP	23.372	1:04.481	67.44	6.884	09:21:59.181
4 -	34.645	22.995	57.640 (2)	75.44	0.043	09:22:56.821
5 -	34.366	23.389	57.755 (3)	75.29	0.158	09:23:54.576
6 -	34.263	23.334	57.597 (1)	75.50		09:24:52.173
7 -	34.855	24.026	58.881	73.85	1.284	09:25:51.054
8 -	34.661	23.459	58.120	74.82	0.523	09:26:49.174
9 -	34.811	24.026	58.837	73.90	1.240	09:27:48.011
10 -	34.881	23.670	58.551	74.27	0.954	09:28:46.562

P26 55 Magnus MANSON-CHUBB		Suzuki SV650 -				
IDEAL LAP TIME : 57.638		BEST LAP TIME : 57.720		DIFFERENCE : 0.082		
LAP	SECTOR 1	SECTOR 2	LAP TIME	MPH	DIFF	TIME OF DAY
1 -	36.563	24.291	1:00.854	71.45	3.134	09:15:39.133
2 -	52.826	IN PIT	5:22.991 P	13.46	4:25.271	09:21:02.124
3 -	OUTLAP	24.475	1:05.068	66.83	7.348	09:22:07.192
4 -	35.728	23.828	59.556	73.01	1.836	09:23:06.748
5 -	35.081	23.628	58.709	74.07	0.989	09:24:05.457
6 -	34.925	23.617	58.542	74.28	0.822	09:25:03.999
7 -	34.516	23.468	57.984 (2)	74.99	0.264	09:26:01.983
8 -	35.040	23.269	58.309 (3)	74.57	0.589	09:27:00.292
9 -	34.369	23.351	57.720 (1)	75.33		09:27:58.012

P27 119 Simon HEALEY		Suzuki SV650 - Popular Tyres Ltd / Pro Parts Ltd				
IDEAL LAP TIME : 57.500		BEST LAP TIME : 57.729		DIFFERENCE : 0.229		
LAP	SECTOR 1	SECTOR 2	LAP TIME	MPH	DIFF	TIME OF DAY
1 -	36.734	23.605	1:00.339	72.06	2.610	09:15:48.561
2 -	36.014	IN PIT	4:56.535 P	14.66	3:58.806	09:20:45.096
3 -	OUTLAP	23.515	1:02.069	70.06	4.340	09:21:47.165
4 -	34.965	22.881	57.846 (3)	75.17	0.117	09:22:45.011
5 -	34.884	23.056	57.940	75.05	0.211	09:23:42.951
6 -	34.674	23.086	57.760 (2)	75.28	0.031	09:24:40.711
7 -	34.687	23.230	57.917	75.08	0.188	09:25:38.628
8 -	34.619	23.298	57.917	75.08	0.188	09:26:36.545
9 -	34.811	23.332	58.143	74.79	0.414	09:27:34.688
10 -	34.707	23.022	57.729 (1)	75.32		09:28:32.417

P28 51 Andrew DURANT		Suzuki SV650 -				
IDEAL LAP TIME : 58.343		BEST LAP TIME : 58.427		DIFFERENCE : 0.084		
LAP	SECTOR 1	SECTOR 2	LAP TIME	MPH	DIFF	TIME OF DAY
1 -	37.095	25.157	1:02.252	69.85	3.825	09:15:41.376
2 -	36.271	IN PIT	5:03.431 P	14.33	4:05.004	09:20:44.807
3 -	OUTLAP	24.525	1:05.339	66.55	6.912	09:21:50.146
4 -	35.746	24.535	1:00.281	72.13	1.854	09:22:50.427
5 -	35.722	24.198	59.920	72.57	1.493	09:23:50.347
6 -	36.537	24.211	1:00.748	71.58	2.321	09:24:51.095
7 -	35.091	23.754	58.845 (3)	73.89	0.418	09:25:49.940
8 -	34.813	23.822	58.635 (2)	74.16	0.208	09:26:48.575
9 -	35.282	23.896	59.178	73.48	0.751	09:27:47.753
10 -	34.897	23.530	58.427 (1)	74.42		09:28:46.180

BMCRC-MRO Championships 2025 - Rnd 1 @ Brands Hatch Indy

MRO Minitwins & Rookie Minitwins

QUALIFYING - SECTOR ANALYSIS



SECTOR 1 = FL to I1, SECTOR 2 = I1 to FL, DIFF = Difference To Personal Best Lap, P = Crossed Finish Line in Pit Lane, D = Time Disallowed

P29 197 RMT Billy HICK		Suzuki SV650 -				
IDEAL LAP TIME : 58.513		BEST LAP TIME : 58.551		DIFFERENCE : 0.038		
LAP	SECTOR 1	SECTOR 2	LAP TIME	MPH	DIFF	TIME OF DAY
1 -	41.667	25.543	1:07.210	64.70	8.659	09:15:48.076
2 -	37.642	IN PIT	4:57.165 P	14.63	3:58.614	09:20:45.241
3 -	OUTLAP	24.277	1:05.255	66.64	6.704	09:21:50.496
4 -	36.237	23.584	59.821	72.69	1.270	09:22:50.317
5 -	36.046	23.741	59.787	72.73	1.236	09:23:50.104
6 -	35.598	23.685	59.283	73.35	0.732	09:24:49.387
7 -	35.392	23.159	58.551 (1)	74.27		09:25:47.938
8 -	35.379	23.578	58.957 (3)	73.75	0.406	09:26:46.895
9 -	36.143	23.482	59.625	72.93	1.074	09:27:46.520
10 -	35.354	23.324	58.678 (2)	74.10	0.127	09:28:45.198

P30 74 Daniel BLACK		Suzuki SV650 - Dad				
IDEAL LAP TIME : 58.553		BEST LAP TIME : 58.553		DIFFERENCE : 0.000		
LAP	SECTOR 1	SECTOR 2	LAP TIME	MPH	DIFF	TIME OF DAY
1 -	OUTLAP	25.141	1:07.928	64.01	9.375	09:26:34.152
2 -	36.562	23.863	1:00.425 (2)	71.96	1.872	09:27:34.577
3 -	35.283	23.270	58.553 (1)	74.26		09:28:33.130

P31 410 RMT Noah GUILLERY		Suzuki SV650 - MDM-R/ ACT Systems/ Ultimate clean				
IDEAL LAP TIME : 58.657		BEST LAP TIME : 58.657		DIFFERENCE : 0.000		
LAP	SECTOR 1	SECTOR 2	LAP TIME	MPH	DIFF	TIME OF DAY
1 -	34.551	24.106	58.657 (1)	74.13		09:15:31.971

P32 158 Danny BRENNAN		Suzuki SV650 -				
IDEAL LAP TIME : 59.443		BEST LAP TIME : 59.443		DIFFERENCE : 0.000		
LAP	SECTOR 1	SECTOR 2	LAP TIME	MPH	DIFF	TIME OF DAY
1 -	40.187	25.027	1:05.214	66.68	5.771	09:16:00.173
2 -	39.835	IN PIT	4:50.684 P	14.95	3:51.241	09:20:50.857
3 -	OUTLAP	25.471	1:06.387	65.50	6.944	09:21:57.244
4 -	36.729	24.561	1:01.290	70.95	1.847	09:22:58.534
5 -	36.559	24.245	1:00.804	71.51	1.361	09:23:59.338
6 -	36.260	24.104	1:00.364 (3)	72.03	0.921	09:24:59.702
7 -	35.764	23.844	59.608 (2)	72.95	0.165	09:25:59.310
8 -	35.627	23.816	59.443 (1)	73.15		09:26:58.753
9 -	36.053	24.667	1:00.720	71.61	1.277	09:27:59.473

P33 195 RMT Alex COOK		Suzuki SV650 - Sac boiler plant				
IDEAL LAP TIME : 59.693		BEST LAP TIME : 59.746		DIFFERENCE : 0.053		
LAP	SECTOR 1	SECTOR 2	LAP TIME	MPH	DIFF	TIME OF DAY
1 -	46.963	27.556	1:14.519	58.35	14.773	09:16:08.337
2 -	49.453	IN PIT	4:42.216 P	15.40	3:42.470	09:20:50.553
3 -	OUTLAP	26.046	1:06.845	65.05	7.099	09:21:57.398
4 -	38.168	24.929	1:03.097	68.91	3.351	09:23:00.495
5 -	37.551	24.725	1:02.276	69.82	2.530	09:24:02.771
6 -	36.669	24.268	1:00.937	71.36	1.191	09:25:03.708
7 -	36.744	24.183	1:00.927	71.37	1.181	09:26:04.635
8 -	35.604	24.142	59.746 (1)	72.78		09:27:04.381
9 -	36.772	24.089	1:00.861 (3)	71.45	1.115	09:28:05.242
10 -	35.706	24.176	59.882 (2)	72.61	0.136	09:29:05.124

BMCRC-MRO Championships 2025 - Rnd 1 @ Brands Hatch Indy

MRO Minitwins & Rookie Minitwins

QUALIFYING - SECTOR ANALYSIS



SECTOR 1 = FL to I1, SECTOR 2 = I1 to FL, DIFF = Difference To Personal Best Lap, P = Crossed Finish Line in Pit Lane, D = Time Disallowed

P34		109 RMT		Logan PARSONS		Suzuki SV650 -	
IDEAL LAP TIME : 59.969		BEST LAP TIME : 1:00.105		DIFFERENCE : 0.136			
LAP	SECTOR 1	SECTOR 2	LAP TIME	MPH	DIFF	TIME OF DAY	
1 -	39.709	26.818	1:06.527	65.36	6.422	09:15:29.847	
2 -	53.616	IN PIT	5:24.527 P	13.39	4:24.422	09:20:54.374	
3 -	OUTLAP	26.222	1:09.824	62.27	9.719	09:22:04.198	
4 -	36.750	25.382	1:02.132	69.98	2.027	09:23:06.330	
5 -	36.627	25.313	1:01.940	70.20	1.835	09:24:08.270	
6 -	37.145	25.260	1:02.405	69.68	2.300	09:25:10.675	
7 -	36.403	24.586	1:00.989 (3)	71.30	0.884	09:26:11.664	
8 -	35.975	24.130	1:00.105 (1)	72.35		09:27:11.769	
9 -	36.202	23.994	1:00.196 (2)	72.24	0.091	09:28:11.965	

P35		369 RMT		Merlin LINDSAY		Suzuki SV650 -	
IDEAL LAP TIME : 1:01.074		BEST LAP TIME : 1:01.088		DIFFERENCE : 0.014			
LAP	SECTOR 1	SECTOR 2	LAP TIME	MPH	DIFF	TIME OF DAY	
1 -	42.287	26.230	1:08.517	63.46	7.429	09:15:33.379	
2 -	53.456	IN PIT	5:20.649 P	13.56	4:19.561	09:20:54.028	
3 -	OUTLAP	25.484	1:07.698	64.23	6.610	09:22:01.726	
4 -	36.822	24.266	1:01.088 (1)	71.18		09:23:02.814	
5 -	37.726	24.605	1:02.331	69.76	1.243	09:24:05.145	
6 -	37.571	24.528	1:02.099	70.02	1.011	09:25:07.244	
7 -	37.771	24.785	1:02.556	69.51	1.468	09:26:09.800	
8 -	36.808	24.570	1:01.378 (2)	70.84	0.290	09:27:11.178	
9 -	37.267	24.412	1:01.679 (3)	70.50	0.591	09:28:12.857	

P36		31 RMT		Matthew BUTLER		Suzuki SV650 - Allview Electrical	
IDEAL LAP TIME : 1:01.839		BEST LAP TIME : 1:02.273		DIFFERENCE : 0.434			
LAP	SECTOR 1	SECTOR 2	LAP TIME	MPH	DIFF	TIME OF DAY	
1 -	41.521	26.181	1:07.702	64.23	5.429	09:15:32.742	
2 -	1:02.885	IN PIT	5:22.855 P	13.46	4:20.582	09:20:55.597	
3 -	OUTLAP	25.409	1:10.008	62.11	7.735	09:22:05.605	
4 -	37.488	24.953	1:02.441 (3)	69.64	0.168	09:23:08.046	
5 -	37.622	25.356	1:02.978	69.04	0.705	09:24:11.024	
6 -	37.903	25.704	1:03.607	68.36	1.334	09:25:14.631	
7 -	36.987	25.412	1:02.399 (2)	69.69	0.126	09:26:17.030	
8 -	37.421	24.852	1:02.273 (1)	69.83		09:27:19.303	
9 -	37.899	25.051	1:02.950	69.08	0.677	09:28:22.253	

P37		251		Craig FERRIS		Suzuki SV650 K6 - IMP Racing, Kelvedon Dog Training	
IDEAL LAP TIME : 1:03.199		BEST LAP TIME : 1:03.199		DIFFERENCE : 0.000			
LAP	SECTOR 1	SECTOR 2	LAP TIME	MPH	DIFF	TIME OF DAY	
1 -	38.927	26.141	1:05.068 (3)	66.83	1.869	09:15:42.345	
2 -	38.828	IN PIT	5:18.835 P	13.63	4:15.636	09:21:01.180	
3 -	OUTLAP	26.116	1:09.637	62.44	6.438	09:22:10.817	
4 -	37.561	25.638	1:03.199 (1)	68.80		09:23:14.016	
5 -	37.966	25.789	1:03.755 (2)	68.20	0.556	09:24:17.771	
6 -	39.742	26.065	1:05.807	66.08	2.608	09:25:23.578	

BMCRC-MRO Championships 2025 - Rnd 1 @ Brands Hatch Indy

MRO Minitwins & Rookie Minitwins

QUALIFYING - BEST SECTORS

POS	SECTOR 1		SECTOR 2		IDEAL / BEST COMPARISON			IDEAL	BEST	DIFF
	NO	TIME	NO	TIME	POS	NO	NAME			
								PERFECT LAP	51.931	
1	1	30.978	1	20.953	1	1	TWYFORD	51.931	51.931	0.000
2	22	31.378	33	21.264	2	33	COSTIN	52.776	53.192	0.416
3	19	31.457	66	21.331	3	660	HARRIS	52.833	52.833	0.000
4	660	31.464	660	21.369	4	22	DOWDS	52.847	52.969	0.122
5	33	31.512	22	21.469	5	66	DUCRAN	52.876	53.003	0.127
6	66	31.545	19	21.584	6	19	LILLEY	53.041	53.202	0.161
7	141	31.840	21	21.776	7	141	HARRIS	53.691	53.832	0.141
8	27	32.068	73	21.850	8	21	FINNIS	53.881	54.048	0.167
9	21	32.105	141	21.851	9	27	BETTIS	53.943	54.064	0.121
10	73	32.638	27	21.875	10	73	SIMS	54.488	54.582	0.094
11	30	32.697	69	22.083	11	115	MAHER	54.985	55.136	0.151
12	3	32.729	115	22.123	12	3	ARBON	54.991	55.121	0.130
13	115	32.862	140	22.221	13	69	GRIFFITHS	55.121	55.333	0.212
14	52	32.965	3	22.262	14	140	SALES	55.251	55.413	0.162
15	140	33.030	52	22.351	15	30	LUFF	55.286	55.539	0.253
16	69	33.038	28	22.351	16	52	EGGINTON	55.316	55.316	0.000
17	11	33.591	12	22.483	17	28	QUANTRALL	56.185	56.255	0.070
18	12	33.814	30	22.589	18	12	TAYLOR	56.297	56.297	0.000
19	28	33.834	166	22.834	19	11	OSBORNE	56.485	56.485	0.000
20	166	34.013	119	22.881	20	166	KING	56.847	56.927	0.080
21	88	34.101	11	22.894	21	113	ROODT	57.226	57.226	0.000
22	113	34.231	113	22.995	22	88	ELLIOTT	57.240	57.240	0.000
23	81	34.263	81	22.995	23	81	MAY	57.258	57.597	0.339
24	55	34.369	77	23.132	24	119	HEALEY	57.500	57.729	0.229
25	77	34.451	88	23.139	25	77	CRISP	57.583	57.583	0.000
26	410	34.551	197	23.159	26	55	MANSON-CHUBB	57.638	57.720	0.082
27	119	34.619	55	23.269	27	51	DURANT	58.343	58.427	0.084
28	51	34.813	74	23.270	28	197	HICK	58.513	58.551	0.038
29	74	35.283	51	23.530	29	74	BLACK	58.553	58.553	0.000
30	197	35.354	158	23.816	30	410	GUILLERY	58.657	58.657	0.000
31	195	35.604	109	23.994	31	158	BRENNAN	59.443	59.443	0.000
32	158	35.627	195	24.089	32	195	COOK	59.693	59.746	0.053
33	109	35.975	410	24.106	33	109	PARSONS	59.969	1:00.105	0.136
34	369	36.808	369	24.266	34	369	LINDSAY	1:01.074	1:01.088	0.014
35	31	36.987	31	24.852	35	31	BUTLER	1:01.839	1:02.273	0.434
36	251	37.561	251	25.638	36	251	FERRIS	1:03.199	1:03.199	0.000
37					37	96	HOWARTH		55.008	

BMCRC-MRO Championships 2025 - Rnd 1 @ Brands Hatch Indy

MRO Minitwins & Rookie Minitwins

QUALIFYING - STATISTICS

Competitors Started 37
Planned Start 2025-03-15 @ 09:13:00.000
Actual Start 2025-03-15 @ 09:13:44.434
Finish Time 2025-03-15 @ 09:28:11.341
Track Length 1.2079mi.
Total Laps 353
Total Distance Covered 426.4047mi.

Session Fastest Lap History

NO	CL	NAME	LAP TIME	TIME OF DAY	LAP	VEHICLE
33		Steve COSTIN	56.073	09:15:09.957	1	Suzuki SV650
33		Steve COSTIN	55.155	09:16:05.111	2	Suzuki SV650
660		Ronnie HARRIS	53.866	09:22:32.073	5	Suzuki SV650
22		Darren DOWDS	53.408	09:22:33.436	4	Suzuki SV650
22		Darren DOWDS	52.969	09:23:26.405	5	Suzuki SV650
1		David TWYFORD	52.232	09:26:41.174	8	Suzuki SV650
1		David TWYFORD	51.931	09:28:26.189	10	Suzuki SV650

Flag History

TYPE	TIME OF DAY
GREEN	09:13:44.434
RED	09:16:16.569
GREEN	09:20:38.379
FINISH	09:28:11.341

Flag Statistics

TYPE	COUNT	TOTAL LAPS	TOTAL TIME
Green	2	12	11:05.925
Red	1	0	4:21.810
Safety Car	0	0	0.000
FCY	0	0	0.000

BMCRC-MRO Championships 2025 - Rnd 1 @ Brands Hatch Indy

MRO Minitwins & Rookie Minitwins

QUALIFYING - STATISTICS

CLASS :

27 Starters

Fastest Lap History

NO	NAME	LAP TIME	TIME OF DAY	LAP	VEHICLE
33	Steve COSTIN	56.073	09:15:09.957	1	Suzuki SV650
33	Steve COSTIN	55.155	09:16:05.111	2	Suzuki SV650
660	Ronnie HARRIS	53.866	09:22:32.073	5	Suzuki SV650
22	Darren DOWDS	53.408	09:22:33.436	4	Suzuki SV650
22	Darren DOWDS	52.969	09:23:26.405	5	Suzuki SV650
1	David TWYFORD	52.232	09:26:41.174	8	Suzuki SV650
1	David TWYFORD	51.931	09:28:26.189	10	Suzuki SV650

BMCRC-MRO Championships 2025 - Rnd 1 @ Brands Hatch Indy

MRO Minitwins & Rookie Minitwins

QUALIFYING - STATISTICS

CLASS : RMT

10 Starters

Fastest Lap History

NO	NAME	LAP TIME	TIME OF DAY	LAP	VEHICLE
96	William HOWARTH	59.178	09:15:17.247	1	Suzuki SV650
410	Noah GUILLERY	58.657	09:15:31.982	1	Suzuki SV650
96	William HOWARTH	56.923	09:16:14.170	2	Suzuki SV650
96	William HOWARTH	56.796	09:22:45.117	4	Suzuki SV650
96	William HOWARTH	55.855	09:23:40.972	5	Suzuki SV650
96	William HOWARTH	55.440	09:24:36.412	6	Suzuki SV650
96	William HOWARTH	55.361	09:26:27.364	8	Suzuki SV650
96	William HOWARTH	55.008	09:27:22.372	9	Suzuki SV650

BMCRC-MRO Championships 2025 - Rnd 1 @ Brands Hatch Indy

MRO Minitwins & Rookie Minitwins

RACE 2 - GRID (9 Laps)

ROW 13	39		38	47	Tristan BOHANAN	37	251	Craig FERRIS	1:03.199
ROW 12	36	1:02.273	35	369	Merlin LINDSAY	34	109	Logan PARSONS	1:00.105
ROW 11		59.746	33	195	Alex COOK	32	158	Danny BRENNAN	59.443
ROW 10	30	58.553	29	197	Billy HICK	28	51	Andrew DURANT	58.427
ROW 9		57.729	27	119	Simon HEALEY	26	55	Magnus MANSON-CHUBB	57.720
ROW 8	24	57.583	23	88	Kirt ELLIOTT	22	113	Phil ROODT	57.226
ROW 7		56.927	21	166	Ben KING	20	11	Mark OSBORNE	56.485
ROW 6	18	56.255	17	30	David LUFF	16	140	Daniel SALES	55.413
ROW 5		55.333	15	69	Jack GRIFFITHS	14	52	James EGGINTON	55.316
ROW 4	12	55.121	11	96	William HOWARTH	10	73	Ollie SIMS	54.582
ROW 3		54.064	9	27	Jack BETTIS	8	21	Toby FINNIS	54.048
ROW 2	6	53.202	5	33	Steve COSTIN	4	66	Mitch DUCRAN	53.003
ROW 1		52.969	3	22	Darren DOWDS	2	660	Ronnie HARRIS	52.833
						1	1	David TWYFORD	51.931

Pole

These results are provisional until the conclusion of any judicial and technical matters.

Brands Hatch Indy: 1.2079 miles

Clerk Of Course:

Timekeeper:

Craig Smith



Results can be found at www.tsl-timing.com

Printed - 09:31 Saturday, 15 March 2025



BMCRC-MRO Championships 2025 - Rnd 1 @ Brands Hatch Indy

MRO Minitwins & Rookie Minitwins

RACE 2 - CLASSIFICATION

Race Distance: 9 Laps / 10.87 miles



POS	NO	CL	PIC	NAME	ENTRY	LAPS	TIME	GAP	DIFF	MPH	BEST	ON	GRD	↑↓
1	1		1	David TWYFORD	Suzuki SV650 - IMP Racing, MHP, Chris Cowan	9	7:55.298			82.34	51.687	5	1	0
2	22		2	Darren DOWDS	Suzuki SV650 - Sublime Dsg Ltd	9	7:59.433	4.135	4.135	81.63	52.227	4	3	1
3	66		3	Mitch DUCRAN	Suzuki SV650 - JP Haulage	9	8:01.607	6.309	2.174	81.26	52.476	5	4	1
4	19		4	Kevin LILLEY	Suzuki SV650 - Trafalgar Cleaning Eqpt. / Steve Jordan Mot	9	8:01.719	6.421	0.112	81.24	52.114	9	6	2
5	33		5	Steve COSTIN	Suzuki SV650 - Sublime Designs / ATP Motorsport	9	8:02.402	7.104	0.683	81.13	52.442	6	5	0
6	27		6	Jack BETTIS	Suzuki SV650 - NB Toolmaking, Lewis Allen Lettings & Prop	9	8:02.505	7.207	0.103	81.11	52.123	3	9	3
7	660		7	Ronnie HARRIS	Suzuki SV650 -	9	8:02.660	7.362	0.155	81.08	52.329	6	2	-5
8	21		8	Toby FINNIS	Suzuki SV650R - Tey Farm, Harlow AG, Sublime Dsg Ltd	9	8:09.026	13.728	6.366	80.03	52.988	3	8	0
9	141		9	Bill HARRIS	Suzuki SV650 -	9	8:10.710	15.412	1.684	79.75	53.225	6	7	-2
10	73		10	Ollie SIMS	Suzuki SV650 - Motorbodies Weston Ltd	9	8:17.836	22.538	7.126	78.61	53.898	5	10	0
11	115		11	Brian MAHER	Suzuki SV650 - Spraytech /Espresso Solutions	9	8:18.053	22.755	0.217	78.58	53.875	7	13	2
12	3		12	Oliver ARBON	Suzuki SV650 - TT Plumbing & Heating	9	8:18.558	23.260	0.505	78.50	54.090	9	12	0
13	96	RMT	1	William HOWARTH	Suzuki SV650 -	9	8:18.698	23.400	0.140	78.47	54.210	6	11	-2
14	140		13	Daniel SALES	Suzuki SV650 - Team Freddie, Ron & Frankie	9	8:22.648	27.350	3.950	77.86	54.315	7	16	2
15	69		14	Jack GRIFFITHS	Suzuki SV650 - Joe's Carpets/ATP Racing	9	8:25.512	30.214	2.864	77.42	54.577	7	15	0
16	81		15	Malvern MAY	Suzuki SV650 - IMP racing	9	8:26.004	30.706	0.492	77.34	54.537	9	25	9
17	12		16	Russell TAYLOR	Suzuki SV650 -	9	8:26.321	31.023	0.317	77.29	54.647	9	19	2
18	166		17	Ben KING	Suzuki SV650 -	9	8:26.917	31.619	0.596	77.20	54.476	9	21	3
19	52		18	James EGGINTON	Suzuki SV650 - Advance Computer Services - www.ACS.co	9	8:29.502	34.204	2.585	76.81	55.196	3	14	-5
20	74		19	Daniel BLACK	Suzuki SV650 - Dad	9	8:35.349	40.051	5.847	75.94	55.521	7	30	10
21	88		20	Kirt ELLIOTT	Suzuki SV 650 -	9	8:43.015	47.717	7.666	74.83	56.328	4	23	2
22	55		21	Magnus MANSON-CHUBB	Suzuki SV650 -	9	8:43.027	47.729	0.012	74.82	56.088	7	26	4
23	77	RMT	2	Joshua CRISP	Suzuki SV650 - JMC Guitarworks	9	8:43.931	48.633	0.904	74.69	56.759	7	24	1
24	119		22	Simon HEALEY	Suzuki SV650 - Popular Tyres Ltd / Pro Parts Ltd	9	8:43.971	48.673	0.040	74.69	56.435	7	27	3
25	11		23	Mark OSBORNE	Suzuki SV650 -	9	8:44.427	49.129	0.456	74.62	56.099	7	20	-5
26	30		24	David LUFF	Suzuki SV650 - ATP & Sarah O'Neill	9	8:50.275	54.977	5.848	73.80	56.638	2	17	-9
27	197	RMT	3	Billy HICK	Suzuki SV650 -	8	7:55.694	1 Lap	1 Lap	73.13	57.383	3	29	2
28	158		25	Danny BRENNAN	Suzuki SV650 -	8	7:57.624	1 Lap	1.930	72.83	57.695	3	32	4
29	51		26	Andrew DURANT	Suzuki SV650 -	8	7:59.752	1 Lap	2.128	72.51	58.098	7	28	-1
30	113	RMT	4	Phil ROODT	Suzuki SV650 - Carter Thorne Carpets and flooring 2018 ltd	8	8:00.639	1 Lap	0.887	72.38	58.081	4	22	-8
31	195	RMT	5	Alex COOK	Suzuki SV650 - Sac boiler plant	8	8:13.308	1 Lap	12.669	70.52	58.993	6	33	2
32	109	RMT	6	Logan PARSONS	Suzuki SV650 -	8	8:16.429	1 Lap	3.121	70.07	59.429	8	34	2
33	369	RMT	7	Merlin LINDSAY	Suzuki SV650 -	8	8:19.044	1 Lap	2.615	69.71	1:00.410	8	35	2
34	31	RMT	8	Matthew BUTLER	Suzuki SV650 - Allview Electrical	8	8:23.942	1 Lap	4.898	69.03	1:00.641	3	36	2
35	251		27	Craig FERRIS	Suzuki SV650 K6 - IMP Racing, Kelvedon Dog Training	8	8:24.403	1 Lap	0.461	68.97	1:00.588	8	37	2

NOT CLASSIFIED

DNF	410			Noah GUILLERY	Suzuki SV650 - MDM-R/ ACT Systems/ Ultimate clean	7	6:41.325	2 Laps	1 Lap	75.84	55.364	6	31	
DNF	28	RMT		Rhys QUANTRALL	Suzuki SV650 -	6	5:53.604	3 Laps	1 Lap	73.78	56.588	5	18	

FASTEST LAP

	1			David TWYFORD	Suzuki SV650 - IMP Racing, MHP, Chris Cowan	5	51.687			84.13 mph			135.39 kph	
	96	RMT		William HOWARTH	Suzuki SV650 -	6	54.210			80.21 mph			129.09 kph	

Class - 92.5% of Race Speed = 76.16 mph
 Class RMT - 92.5% of Race Speed = 72.58 mph

Weather / Track : Cloudy / Dry

These results are provisional until the conclusion of any judicial and technical matters.

Date: 15/03/2025 Start: 13:41 Finish: 13:49
 Brands Hatch Indy: 1.2079 miles

Clerk Of Course:

Timekeeper:

Craig Smith



Results can be found at www.tsl-timing.com

Printed - 13:59 Saturday, 15 March 2025



BMCRC-MRO Championships 2025 - Rnd 1 @ Brands Hatch Indy

MRO Minitwins & Rookie Minitwins

RACE 2 - LAP CHART

3	23.260	54.090
96	23.400	55.130
369	1 Lap	1:00.410
140	27.350	54.786
31	1 Lap	1:00.816
251	1 Lap	1:00.588
69	30.214	54.863
81	30.706	54.537
12	31.023	54.647
166	31.619	54.476
52	34.204	56.045
74	40.051	56.490
88	47.717	56.664
55	47.729	56.806
77	48.633	56.927
119	48.673	57.314
11	49.129	56.759
30	54.977	59.474

BMCRC-MRO Championships 2025 - Rnd 1 @ Brands Hatch Indy

MRO Minitwins & Rookie Minitwins

RACE 2 - POSITION CHART

No	Name	Lap										
		Pos	1	2	3	4	5	6	7	8	9	
1	TWYFORD	1	1	1	1	1	1	1	1	1	1	1
660	HARRIS	2	22	22	22	22	22	22	22	22	22	22
22	DOWDS	3	66	66	66	66	66	66	66	66	66	66
66	DUCRAN	4	660	19	19	19	19	19	19	19	19	19
33	COSTIN	5	19	33	33	33	33	33	33	33	33	33
19	LILLEY	6	21	660	27	27	27	27	27	27	27	27
141	HARRIS	7	33	21	660	660	660	660	660	660	660	660
21	FINNIS	8	27	27	21	21	21	21	21	21	21	21
27	BETTIS	9	3	141	141	141	141	141	141	141	141	141
73	SIMS	10	96	96	96	73	73	73	73	96	73	73
96	HOWARTH	11	73	3	73	96	96	96	96	73	115	115
3	ARBON	12	141	73	3	3	3	115	115	115	3	3
115	MAHER	13	115	115	115	115	115	3	3	3	96	96
52	EGGINTON	14	12	12	52	52	140	140	140	140	140	140
69	GRIFFITHS	15	52	52	12	140	12	69	69	69	69	69
140	SALES	16	166	140	140	12	69	12	12	81	81	81
30	LUFF	17	140	166	166	69	52	81	81	12	12	12
28	QUANTRALL	18	69	69	69	166	81	52	166	166	166	166
12	TAYLOR	19	81	81	81	81	166	166	52	52	52	52
11	OSBORNE	20	74	74	410	74	74	410	410	74	74	74
166	KING	21	77	410	74	410	410	74	74	55	88	88
113	ROODT	22	410	30	30	30	30	88	88	88	55	55
88	ELLIOTT	23	30	77	77	77	88	77	77	119	77	77
77	CRISP	24	11	55	55	88	77	11	11	77	119	119
81	MAY	25	55	88	88	55	55	30	55	11	11	11
55	MANSON-CHUBB	26	88	11	11	11	11	55	119	30	30	30
119	HEALEY	27	119	119	119	119	28	119	30	197	197	197
51	DURANT	28	158	158	28	28	119	28	197	158	158	158
197	HICK	29	197	28	158	158	197	197	158	51	51	51
74	BLACK	30	28	197	197	197	158	158	113	113	113	113
410	GUILLERY	31	113	51	51	51	113	113	51	195	195	195
158	BRENNAN	32	51	113	113	113	51	51	195	109	109	109
195	COOK	33	369	369	369	195	195	195	109	369	369	369
109	PARSONS	34	109	31	31	369	369	369	369	31	31	31
369	LINDSAY	35	31	195	195	109	109	109	31	251	251	251
31	BUTLER	36	195	109	109	31	31	31	251	251	251	251
251	FERRIS	37	251	251	251	251	251	251	251	251	251	251

BMCRC-MRO Championships 2025 - Rnd 1 @ Brands Hatch Indy

MRO Minitwins & Rookie Minitwins

RACE 2 - SECTOR ANALYSIS



SECTOR 1 = FL to I1, SECTOR 2 = I1 to FL, DIFF = Difference To Personal Best Lap, P = Crossed Finish Line in Pit Lane, D = Time Disallowed

P1		1		David TWYFORD		Suzuki SV650 - IMP Racing, MHP, Chris Cowan	
IDEAL LAP TIME : 51.687		BEST LAP TIME : 51.687		DIFFERENCE : 0.000			
LAP	SECTOR 1	SECTOR 2	LAP TIME	MPH	DIFF	TIME OF DAY	
1 -		21.359	57.177	76.05	5.490	13:42:14.639	
2 -	30.953	21.171	52.124 (3)	83.42	0.437	13:43:06.763	
3 -	30.830	21.112	51.942 (2)	83.72	0.255	13:43:58.705	
4 -	31.046	21.105	52.151	83.38	0.464	13:44:50.856	
5 -	30.668	21.019	51.687 (1)	84.13		13:45:42.543	
6 -	30.795	21.582	52.377	83.02	0.690	13:46:34.920	
7 -	31.567	21.189	52.756	82.42	1.069	13:47:27.676	
8 -	30.823	21.342	52.165	83.36	0.478	13:48:19.841	
9 -	31.389	21.530	52.919	82.17	1.232	13:49:12.760	

P2		22		Darren DOWDS		Suzuki SV650 - Sublime Dsg Ltd	
IDEAL LAP TIME : 52.071		BEST LAP TIME : 52.227		DIFFERENCE : 0.156			
LAP	SECTOR 1	SECTOR 2	LAP TIME	MPH	DIFF	TIME OF DAY	
1 -		21.147	57.360	75.81	5.133	13:42:14.822	
2 -	31.343	21.206	52.549	82.75	0.322	13:43:07.371	
3 -	31.169	21.252	52.421 (2)	82.95	0.194	13:43:59.792	
4 -	30.924	21.303	52.227 (1)	83.26		13:44:52.019	
5 -	31.159	21.263	52.422 (3)	82.95	0.195	13:45:44.441	
6 -	31.186	21.604	52.790	82.37	0.563	13:46:37.231	
7 -	32.071	21.436	53.507	81.27	1.280	13:47:30.738	
8 -	31.226	21.464	52.690	82.53	0.463	13:48:23.428	
9 -	31.360	22.107	53.467	81.33	1.240	13:49:16.895	

P3		66		Mitch DUCRAN		Suzuki SV650 - JP Haulage	
IDEAL LAP TIME : 52.428		BEST LAP TIME : 52.476		DIFFERENCE : 0.048			
LAP	SECTOR 1	SECTOR 2	LAP TIME	MPH	DIFF	TIME OF DAY	
1 -		21.726	58.570	74.24	6.094	13:42:16.032	
2 -	31.819	21.566	53.385	81.45	0.909	13:43:09.417	
3 -	31.671	21.277	52.948	82.12	0.472	13:44:02.365	
4 -	31.291	21.263	52.554 (3)	82.74	0.078	13:44:54.919	
5 -	31.174	21.302	52.476 (1)	82.86		13:45:47.395	
6 -	31.165	21.317	52.482 (2)	82.85	0.006	13:46:39.877	
7 -	32.042	21.761	53.803	80.82	1.327	13:47:33.680	
8 -	31.433	21.341	52.774	82.40	0.298	13:48:26.454	
9 -	31.191	21.424	52.615	82.64	0.139	13:49:19.069	

P4		19		Kevin LILLEY		Suzuki SV650 - Trafalgar Cleaning Eqpt. / Steve Jordan Motorcy	
IDEAL LAP TIME : 52.037		BEST LAP TIME : 52.114		DIFFERENCE : 0.077			
LAP	SECTOR 1	SECTOR 2	LAP TIME	MPH	DIFF	TIME OF DAY	
1 -		21.383	58.877	73.85	6.763	13:42:16.339	
2 -	31.886	21.421	53.307	81.57	1.193	13:43:09.646	
3 -	31.427	21.674	53.101	81.89	0.987	13:44:02.747	
4 -	31.179	21.275	52.454 (3)	82.90	0.340	13:44:55.201	
5 -	31.228	21.349	52.577	82.70	0.463	13:45:47.778	
6 -	31.094	21.291	52.385 (2)	83.01	0.271	13:46:40.163	
7 -	31.855	22.049	53.904	80.67	1.790	13:47:34.067	
8 -	31.612	21.388	53.000	82.04	0.886	13:48:27.067	
9 -	30.762	21.352	52.114 (1)	83.44		13:49:19.181	

BMCRC-MRO Championships 2025 - Rnd 1 @ Brands Hatch Indy

MRO Minitwins & Rookie Minitwins

RACE 2 - SECTOR ANALYSIS



SECTOR 1 = FL to I1, SECTOR 2 = I1 to FL, DIFF = Difference To Personal Best Lap, P = Crossed Finish Line in Pit Lane, D = Time Disallowed

P5 33 Steve COSTIN		Suzuki SV650 - Sublime Designs / ATP Motorsport				
IDEAL LAP TIME : 52.100		BEST LAP TIME : 52.442		DIFFERENCE : 0.342		
LAP	SECTOR 1	SECTOR 2	LAP TIME	MPH	DIFF	TIME OF DAY
1 -		21.427	59.851	72.65	7.409	13:42:17.313
2 -	30.999	21.709	52.708	82.50	0.266	13:43:10.021
3 -	31.236	21.555	52.791	82.37	0.349	13:44:02.812
4 -	31.386	21.101	52.487 (3)	82.85	0.045	13:44:55.299
5 -	31.473	21.230	52.703	82.51	0.261	13:45:48.002
6 -	31.259	21.183	52.442 (1)	82.92		13:46:40.444
7 -	31.887	21.933	53.820	80.79	1.378	13:47:34.264
8 -	31.886	21.231	53.117	81.86	0.675	13:48:27.381
9 -	31.074	21.409	52.483 (2)	82.85	0.041	13:49:19.864

P6 27 Jack BETTIS		Suzuki SV650 - NB Toolmaking, Lewis Allen Lettings & Property				
IDEAL LAP TIME : 52.029		BEST LAP TIME : 52.123		DIFFERENCE : 0.094		
LAP	SECTOR 1	SECTOR 2	LAP TIME	MPH	DIFF	TIME OF DAY
1 -		21.681	1:00.776	71.55	8.653	13:42:18.238
2 -	30.902	21.645	52.547	82.75	0.424	13:43:10.785
3 -	30.867	21.256	52.123 (1)	83.42		13:44:02.908
4 -	31.408	21.273	52.681	82.54	0.558	13:44:55.589
5 -	31.260	21.217	52.477 (2)	82.86	0.354	13:45:48.066
6 -	31.202	21.277	52.479 (3)	82.86	0.356	13:46:40.545
7 -	31.930	21.922	53.852	80.75	1.729	13:47:34.397
8 -	31.876	21.162	53.038	81.99	0.915	13:48:27.435
9 -	31.159	21.373	52.532	82.78	0.409	13:49:19.967

P7 660 Ronnie HARRIS		Suzuki SV650 -				
IDEAL LAP TIME : 52.268		BEST LAP TIME : 52.329		DIFFERENCE : 0.061		
LAP	SECTOR 1	SECTOR 2	LAP TIME	MPH	DIFF	TIME OF DAY
1 -		21.549	58.784	73.97	6.455	13:42:16.246
2 -	32.340	21.679	54.019	80.50	1.690	13:43:10.265
3 -	31.412	21.548	52.960	82.11	0.631	13:44:03.225
4 -	31.538	21.120	52.658	82.58	0.329	13:44:55.883
5 -	31.276	21.343	52.619 (3)	82.64	0.290	13:45:48.502
6 -	31.186	21.143	52.329 (1)	83.10		13:46:40.831
7 -	32.306	21.624	53.930	80.63	1.601	13:47:34.761
8 -	31.695	21.261	52.956	82.11	0.627	13:48:27.717
9 -	31.148	21.257	52.405 (2)	82.98	0.076	13:49:20.122

P8 21 Toby FINNIS		Suzuki SV650R - Tey Farm, Harlow AG, Sublime Dsg Ltd				
IDEAL LAP TIME : 52.988		BEST LAP TIME : 52.988		DIFFERENCE : 0.000		
LAP	SECTOR 1	SECTOR 2	LAP TIME	MPH	DIFF	TIME OF DAY
1 -		21.856	59.780	72.74	6.792	13:42:17.242
2 -	31.660	21.636	53.296 (3)	81.59	0.308	13:43:10.538
3 -	31.599	21.389	52.988 (1)	82.06		13:44:03.526
4 -	31.672	21.590	53.262 (2)	81.64	0.274	13:44:56.788
5 -	31.734	21.612	53.346	81.51	0.358	13:45:50.134
6 -	31.856	21.888	53.744	80.91	0.756	13:46:43.878
7 -	31.839	22.157	53.996	80.53	1.008	13:47:37.874
8 -	32.439	21.930	54.369	79.98	1.381	13:48:32.243
9 -	32.304	21.941	54.245	80.16	1.257	13:49:26.488

BMCRC-MRO Championships 2025 - Rnd 1 @ Brands Hatch Indy

MRO Minitwins & Rookie Minitwins

RACE 2 - SECTOR ANALYSIS



SECTOR 1 = FL to I1, SECTOR 2 = I1 to FL, DIFF = Difference To Personal Best Lap, P = Crossed Finish Line in Pit Lane, D = Time Disallowed

P9 141		Bill HARRIS		Suzuki SV650 -		
IDEAL LAP TIME : 53.090		BEST LAP TIME : 53.225		DIFFERENCE : 0.135		
LAP	SECTOR 1	SECTOR 2	LAP TIME	MPH	DIFF	TIME OF DAY
1 -		22.191	1:02.083	70.04	8.858	13:42:19.545
2 -	32.102	21.912	54.014	80.50	0.789	13:43:13.559
3 -	32.144	21.662	53.806	80.82	0.581	13:44:07.365
4 -	31.597	21.710	53.307	81.57	0.082	13:45:00.672
5 -	31.614	21.670	53.284 (3)	81.61	0.059	13:45:53.956
6 -	31.516	21.709	53.225 (1)	81.70		13:46:47.181
7 -	31.702	21.574	53.276 (2)	81.62	0.051	13:47:40.457
8 -	32.084	21.838	53.922	80.64	0.697	13:48:34.379
9 -	32.133	21.660	53.793	80.83	0.568	13:49:28.172

P10 73		Ollie SIMS		Suzuki SV650 - Motorbodies Weston Ltd		
IDEAL LAP TIME : 53.898		BEST LAP TIME : 53.898		DIFFERENCE : 0.000		
LAP	SECTOR 1	SECTOR 2	LAP TIME	MPH	DIFF	TIME OF DAY
1 -		22.391	1:01.969	70.17	8.071	13:42:19.431
2 -	33.156	22.115	55.271	78.67	1.373	13:43:14.702
3 -	32.793	21.847	54.640	79.58	0.742	13:44:09.342
4 -	32.713	21.815	54.528	79.74	0.630	13:45:03.870
5 -	32.220	21.678	53.898 (1)	80.68		13:45:57.768
6 -	32.486	21.789	54.275 (3)	80.12	0.377	13:46:52.043
7 -	32.673	21.787	54.460	79.84	0.562	13:47:46.503
8 -	32.855	21.707	54.562	79.70	0.664	13:48:41.065
9 -	32.293	21.940	54.233 (2)	80.18	0.335	13:49:35.298

P11 115		Brian MAHER		Suzuki SV650 - Spraytech /Espresso Solutions		
IDEAL LAP TIME : 53.752		BEST LAP TIME : 53.875		DIFFERENCE : 0.123		
LAP	SECTOR 1	SECTOR 2	LAP TIME	MPH	DIFF	TIME OF DAY
1 -		22.107	1:02.289	69.81	8.414	13:42:19.751
2 -	32.989	22.325	55.314	78.61	1.439	13:43:15.065
3 -	32.559	21.986	54.545	79.72	0.670	13:44:09.610
4 -	32.588	22.153	54.741	79.43	0.866	13:45:04.351
5 -	32.514	21.831	54.345	80.01	0.470	13:45:58.696
6 -	32.433	21.887	54.320 (3)	80.05	0.445	13:46:53.016
7 -	32.023	21.852	53.875 (1)	80.71		13:47:46.891
8 -	32.572	21.898	54.470	79.83	0.595	13:48:41.361
9 -	32.425	21.729	54.154 (2)	80.30	0.279	13:49:35.515

P12 3		Oliver ARBON		Suzuki SV650 - TT Plumbing & Heating		
IDEAL LAP TIME : 54.090		BEST LAP TIME : 54.090		DIFFERENCE : 0.000		
LAP	SECTOR 1	SECTOR 2	LAP TIME	MPH	DIFF	TIME OF DAY
1 -		22.638	1:01.791	70.37	7.701	13:42:19.253
2 -	33.149	22.256	55.405	78.48	1.315	13:43:14.658
3 -	32.677	22.036	54.713	79.48	0.623	13:44:09.371
4 -	32.733	22.203	54.936	79.15	0.846	13:45:04.307
5 -	32.439	21.850	54.289 (2)	80.10	0.199	13:45:58.596
6 -	32.533	22.126	54.659	79.55	0.569	13:46:53.255
7 -	32.499	21.818	54.317 (3)	80.05	0.227	13:47:47.572
8 -	32.339	22.019	54.358	79.99	0.268	13:48:41.930
9 -	32.313	21.777	54.090 (1)	80.39		13:49:36.020

BMCRC-MRO Championships 2025 - Rnd 1 @ Brands Hatch Indy

MRO Minitwins & Rookie Minitwins

RACE 2 - SECTOR ANALYSIS



SECTOR 1 = FL to I1, SECTOR 2 = I1 to FL, DIFF = Difference To Personal Best Lap, P = Crossed Finish Line in Pit Lane, D = Time Disallowed

P13 96 RMT William HOWARTH		Suzuki SV650 -				
IDEAL LAP TIME : 53.918		BEST LAP TIME : 54.210		DIFFERENCE : 0.292		
LAP	SECTOR 1	SECTOR 2	LAP TIME	MPH	DIFF	TIME OF DAY
1 -		22.195	1:01.951	70.19	7.741	13:42:19.413
2 -	32.915	22.169	55.084	78.94	0.874	13:43:14.497
3 -	32.428	22.142	54.570	79.68	0.360	13:44:09.067
4 -	32.668	22.243	54.911	79.19	0.701	13:45:03.978
5 -	32.434	21.889	54.323	80.05	0.113	13:45:58.301
6 -	32.411	21.799	54.210 (1)	80.21		13:46:52.511
7 -	32.270	22.010	54.280 (3)	80.11	0.070	13:47:46.791
8 -	32.119	22.120	54.239 (2)	80.17	0.029	13:48:41.030
9 -	32.583	22.547	55.130	78.87	0.920	13:49:36.160

P14 140 Daniel SALES		Suzuki SV650 - Team Freddie, Ron & Frankie				
IDEAL LAP TIME : 54.271		BEST LAP TIME : 54.315		DIFFERENCE : 0.044		
LAP	SECTOR 1	SECTOR 2	LAP TIME	MPH	DIFF	TIME OF DAY
1 -		22.554	1:03.661	68.30	9.346	13:42:21.123
2 -	33.453	22.044	55.497	78.35	1.182	13:43:16.620
3 -	33.224	22.172	55.396	78.50	1.081	13:44:12.016
4 -	33.016	22.377	55.393	78.50	1.078	13:45:07.409
5 -	32.570	22.062	54.632	79.59	0.317	13:46:02.041
6 -	32.451	22.045	54.496 (3)	79.79	0.181	13:46:56.537
7 -	32.227	22.088	54.315 (1)	80.06		13:47:50.852
8 -	32.377	22.095	54.472 (2)	79.83	0.157	13:48:45.324
9 -	32.373	22.413	54.786	79.37	0.471	13:49:40.110

P15 69 Jack GRIFFITHS		Suzuki SV650 - Joe's Carpets/ATP Racing				
IDEAL LAP TIME : 54.577		BEST LAP TIME : 54.577		DIFFERENCE : 0.000		
LAP	SECTOR 1	SECTOR 2	LAP TIME	MPH	DIFF	TIME OF DAY
1 -		22.736	1:04.250	67.68	9.673	13:42:21.712
2 -	33.337	22.417	55.754	77.99	1.177	13:43:17.466
3 -	32.967	22.290	55.257	78.69	0.680	13:44:12.723
4 -	32.933	22.185	55.118	78.89	0.541	13:45:07.841
5 -	33.081	22.240	55.321	78.60	0.744	13:46:03.162
6 -	33.073	22.270	55.343	78.57	0.766	13:46:58.505
7 -	32.609	21.968	54.577 (1)	79.67		13:47:53.082
8 -	32.613	22.416	55.029 (3)	79.02	0.452	13:48:48.111
9 -	32.779	22.084	54.863 (2)	79.26	0.286	13:49:42.974

P16 81 Malvern MAY		Suzuki SV650 - IMP racing				
IDEAL LAP TIME : 54.477		BEST LAP TIME : 54.537		DIFFERENCE : 0.060		
LAP	SECTOR 1	SECTOR 2	LAP TIME	MPH	DIFF	TIME OF DAY
1 -		22.704	1:04.476	67.44	9.939	13:42:21.938
2 -	33.548	22.281	55.829	77.89	1.292	13:43:17.767
3 -	33.118	22.229	55.347	78.56	0.810	13:44:13.114
4 -	33.035	22.370	55.405	78.48	0.868	13:45:08.519
5 -	33.103	22.231	55.334	78.58	0.797	13:46:03.853
6 -	33.016	21.947	54.963 (3)	79.11	0.426	13:46:58.816
7 -	33.285	22.017	55.302	78.63	0.765	13:47:54.118
8 -	32.578	22.233	54.811 (2)	79.33	0.274	13:48:48.929
9 -	32.638	21.899	54.537 (1)	79.73		13:49:43.466

BMCRC-MRO Championships 2025 - Rnd 1 @ Brands Hatch Indy

MRO Minitwins & Rookie Minitwins

RACE 2 - SECTOR ANALYSIS



SECTOR 1 = FL to I1, SECTOR 2 = I1 to FL, DIFF = Difference To Personal Best Lap, P = Crossed Finish Line in Pit Lane, D = Time Disallowed

P17 12		Russell TAYLOR		Suzuki SV650 -		
IDEAL LAP TIME : 54.647		BEST LAP TIME : 54.647		DIFFERENCE : 0.000		
LAP	SECTOR 1	SECTOR 2	LAP TIME	MPH	DIFF	TIME OF DAY
1 -		22.297	1:02.805	69.23	8.158	13:42:20.267
2 -	33.438	22.670	56.108	77.50	1.461	13:43:16.375
3 -	33.300	22.311	55.611	78.19	0.964	13:44:11.986
4 -	33.277	22.310	55.587	78.23	0.940	13:45:07.573
5 -	33.158	22.339	55.497	78.35	0.850	13:46:03.070
6 -	32.838	22.631	55.469	78.39	0.822	13:46:58.539
7 -	33.219	22.247	55.466 (3)	78.40	0.819	13:47:54.005
8 -	32.864	22.267	55.131 (2)	78.87	0.484	13:48:49.136
9 -	32.774	21.873	54.647 (1)	79.57		13:49:43.783

P18 166		Ben KING		Suzuki SV650 -		
IDEAL LAP TIME : 54.476		BEST LAP TIME : 54.476		DIFFERENCE : 0.000		
LAP	SECTOR 1	SECTOR 2	LAP TIME	MPH	DIFF	TIME OF DAY
1 -		22.561	1:03.595	68.37	9.119	13:42:21.057
2 -	33.799	22.298	56.097	77.51	1.621	13:43:17.154
3 -	33.157	22.169	55.326	78.59	0.850	13:44:12.480
4 -	33.455	22.114	55.569	78.25	1.093	13:45:08.049
5 -	34.027	22.127	56.154	77.44	1.678	13:46:04.203
6 -	33.500	22.095	55.595	78.21	1.119	13:46:59.798
7 -	32.957	22.036	54.993 (2)	79.07	0.517	13:47:54.791
8 -	32.936	22.176	55.112 (3)	78.90	0.636	13:48:49.903
9 -	32.636	21.840	54.476 (1)	79.82		13:49:44.379

P19 52		James EGGINTON		Suzuki SV650 - Advance Computer Services - www.ACS.co.uk		
IDEAL LAP TIME : 55.059		BEST LAP TIME : 55.196		DIFFERENCE : 0.137		
LAP	SECTOR 1	SECTOR 2	LAP TIME	MPH	DIFF	TIME OF DAY
1 -		22.244	1:03.135	68.87	7.939	13:42:20.597
2 -	33.282	22.580	55.862	77.84	0.666	13:43:16.459
3 -	32.815	22.381	55.196 (1)	78.78		13:44:11.655
4 -	33.171	22.541	55.712	78.05	0.516	13:45:07.367
5 -	33.962	22.401	56.363	77.15	1.167	13:46:03.730
6 -	33.352	22.300	55.652 (3)	78.13	0.456	13:46:59.382
7 -	33.530	22.522	56.052	77.58	0.856	13:47:55.434
8 -	32.994	22.491	55.485 (2)	78.37	0.289	13:48:50.919
9 -	33.611	22.434	56.045	77.59	0.849	13:49:46.964

P20 74		Daniel BLACK		Suzuki SV650 - Dad		
IDEAL LAP TIME : 55.503		BEST LAP TIME : 55.521		DIFFERENCE : 0.018		
LAP	SECTOR 1	SECTOR 2	LAP TIME	MPH	DIFF	TIME OF DAY
1 -		22.680	1:04.984	66.91	9.463	13:42:22.446
2 -	33.938	22.876	56.814	76.54	1.293	13:43:19.260
3 -	33.223	22.845	56.068 (3)	77.55	0.547	13:44:15.328
4 -	33.562	22.805	56.367	77.14	0.846	13:45:11.695
5 -	33.405	22.691	56.096	77.52	0.575	13:46:07.791
6 -	33.245	22.460	55.705 (2)	78.06	0.184	13:47:03.496
7 -	33.043	22.478	55.521 (1)	78.32		13:47:59.017
8 -	33.129	24.175	57.304	75.88	1.783	13:48:56.321
9 -	33.502	22.988	56.490	76.98	0.969	13:49:52.811

BMCRC-MRO Championships 2025 - Rnd 1 @ Brands Hatch Indy

MRO Minitwins & Rookie Minitwins

RACE 2 - SECTOR ANALYSIS



SECTOR 1 = FL to I1, SECTOR 2 = I1 to FL, DIFF = Difference To Personal Best Lap, P = Crossed Finish Line in Pit Lane, D = Time Disallowed

P21 88		Kirt ELLIOTT		Suzuki SV 650 -			
IDEAL LAP TIME : 56.328		BEST LAP TIME : 56.328		DIFFERENCE : 0.000			
LAP	SECTOR 1	SECTOR 2	LAP TIME	MPH	DIFF	TIME OF DAY	
1 -		23.685	1:06.939	64.96	10.611	13:42:24.401	
2 -	34.845	23.407	58.252	74.65	1.924	13:43:22.653	
3 -	33.789	22.843	56.632 (3)	76.78	0.304	13:44:19.285	
4 -	33.568	22.760	56.328 (1)	77.20		13:45:15.613	
5 -	33.586	23.022	56.608 (2)	76.81	0.280	13:46:12.221	
6 -	33.668	23.026	56.694	76.70	0.366	13:47:08.915	
7 -	33.687	23.119	56.806	76.55	0.478	13:48:05.721	
8 -	33.707	24.385	58.092	74.85	1.764	13:49:03.813	
9 -	33.698	22.966	56.664	76.74	0.336	13:50:00.477	

P22 55		Magnus MANSON-CHUBB		Suzuki SV650 -			
IDEAL LAP TIME : 56.088		BEST LAP TIME : 56.088		DIFFERENCE : 0.000			
LAP	SECTOR 1	SECTOR 2	LAP TIME	MPH	DIFF	TIME OF DAY	
1 -		23.514	1:06.736	65.16	10.648	13:42:24.198	
2 -	34.204	23.069	57.273	75.92	1.185	13:43:21.471	
3 -	33.782	23.435	57.217	76.00	1.129	13:44:18.688	
4 -	34.258	23.060	57.318	75.86	1.230	13:45:16.006	
5 -	33.995	22.717	56.712 (2)	76.67	0.624	13:46:12.718	
6 -	34.934	22.906	57.840	75.18	1.752	13:47:10.558	
7 -	33.371	22.717	56.088 (1)	77.53		13:48:06.646	
8 -	33.737	23.300	57.037	76.24	0.949	13:49:03.683	
9 -	34.013	22.793	56.806 (3)	76.55	0.718	13:50:00.489	

P23 77 RMT		Joshua CRISP		Suzuki SV650 - JMC Guitarworks			
IDEAL LAP TIME : 56.418		BEST LAP TIME : 56.759		DIFFERENCE : 0.341			
LAP	SECTOR 1	SECTOR 2	LAP TIME	MPH	DIFF	TIME OF DAY	
1 -		23.421	1:05.716	66.17	8.957	13:42:23.178	
2 -	34.477	23.723	58.200	74.71	1.441	13:43:21.378	
3 -	33.827	23.336	57.163	76.07	0.404	13:44:18.541	
4 -	33.925	23.073	56.998 (3)	76.29	0.239	13:45:15.539	
5 -	34.013	23.054	57.067	76.20	0.308	13:46:12.606	
6 -	34.046	23.055	57.101	76.15	0.342	13:47:09.707	
7 -	33.630	23.129	56.759 (1)	76.61		13:48:06.466	
8 -	33.949	24.051	58.000	74.97	1.241	13:49:04.466	
9 -	34.139	22.788	56.927 (2)	76.38	0.168	13:50:01.393	

P24 119		Simon HEALEY		Suzuki SV650 - Popular Tyres Ltd / Pro Parts Ltd			
IDEAL LAP TIME : 56.154		BEST LAP TIME : 56.435		DIFFERENCE : 0.281			
LAP	SECTOR 1	SECTOR 2	LAP TIME	MPH	DIFF	TIME OF DAY	
1 -		23.273	1:07.027	64.87	10.592	13:42:24.489	
2 -	35.157	23.329	58.486	74.35	2.051	13:43:22.975	
3 -	34.177	22.713	56.890 (3)	76.43	0.455	13:44:19.865	
4 -	34.203	22.641	56.844 (2)	76.50	0.409	13:45:16.709	
5 -	34.337	22.698	57.035	76.24	0.600	13:46:13.744	
6 -	34.319	22.622	56.941	76.37	0.506	13:47:10.685	
7 -	34.038	22.397	56.435 (1)	77.05		13:48:07.120	
8 -	33.757	23.242	56.999	76.29	0.564	13:49:04.119	
9 -	34.768	22.546	57.314	75.87	0.879	13:50:01.433	

BMCRC-MRO Championships 2025 - Rnd 1 @ Brands Hatch Indy

MRO Minitwins & Rookie Minitwins

RACE 2 - SECTOR ANALYSIS



SECTOR 1 = FL to I1, SECTOR 2 = I1 to FL, DIFF = Difference To Personal Best Lap, P = Crossed Finish Line in Pit Lane, D = Time Disallowed

P25 11		Mark OSBORNE		Suzuki SV650 -			
IDEAL LAP TIME : 55.951		BEST LAP TIME : 56.099		DIFFERENCE : 0.148			
LAP	SECTOR 1	SECTOR 2	LAP TIME	MPH	DIFF	TIME OF DAY	
1 -		24.475	1:06.648	65.24	10.549	13:42:24.110	
2 -	35.187	23.613	58.800	73.95	2.701	13:43:22.910	
3 -	33.689	23.088	56.777	76.59	0.678	13:44:19.687	
4 -	33.930	22.928	56.858	76.48	0.759	13:45:16.545	
5 -	33.650	22.965	56.615 (2)	76.81	0.516	13:46:13.160	
6 -	34.156	23.112	57.268	75.93	1.169	13:47:10.428	
7 -	33.080	23.019	56.099 (1)	77.51		13:48:06.527	
8 -	35.617	22.986	58.603	74.20	2.504	13:49:05.130	
9 -	33.888	22.871	56.759 (3)	76.61	0.660	13:50:01.889	

P26 30		David LUFF		Suzuki SV650 - ATP & Sarah O'Neill			
IDEAL LAP TIME : 56.638		BEST LAP TIME : 56.638		DIFFERENCE : 0.000			
LAP	SECTOR 1	SECTOR 2	LAP TIME	MPH	DIFF	TIME OF DAY	
1 -		23.572	1:06.556	65.33	9.918	13:42:24.018	
2 -	33.618	23.020	56.638 (1)	76.77		13:43:20.656	
3 -	33.692	23.268	56.960 (2)	76.34	0.322	13:44:17.616	
4 -	33.913	23.164	57.077 (3)	76.18	0.439	13:45:14.693	
5 -	34.099	23.357	57.456	75.68	0.818	13:46:12.149	
6 -	34.950	23.423	58.373	74.49	1.735	13:47:10.522	
7 -	35.130	23.660	58.790	73.96	2.152	13:48:09.312	
8 -	35.072	23.879	58.951	73.76	2.313	13:49:08.263	
9 -	35.889	23.585	59.474	73.11	2.836	13:50:07.737	

P27 197 RMT		Billy HICK		Suzuki SV650 -			
IDEAL LAP TIME : 57.323		BEST LAP TIME : 57.383		DIFFERENCE : 0.060			
LAP	SECTOR 1	SECTOR 2	LAP TIME	MPH	DIFF	TIME OF DAY	
1 -		23.709	1:08.198	63.76	10.815	13:42:25.660	
2 -	35.161	23.035	58.196	74.72	0.813	13:43:23.856	
3 -	34.505	22.878	57.383 (1)	75.78		13:44:21.239	
4 -	34.633	23.563	58.196	74.72	0.813	13:45:19.435	
5 -	34.445	23.137	57.582 (2)	75.52	0.199	13:46:17.017	
6 -	34.851	23.109	57.960 (3)	75.02	0.577	13:47:14.977	
7 -	35.229	24.025	59.254	73.38	1.871	13:48:14.231	
8 -	35.270	23.655	58.925	73.79	1.542	13:49:13.156	

P28 158		Danny BRENNAN		Suzuki SV650 -			
IDEAL LAP TIME : 57.547		BEST LAP TIME : 57.695		DIFFERENCE : 0.148			
LAP	SECTOR 1	SECTOR 2	LAP TIME	MPH	DIFF	TIME OF DAY	
1 -		23.397	1:07.530	64.39	9.835	13:42:24.992	
2 -	35.259	22.940	58.199 (2)	74.71	0.504	13:43:23.191	
3 -	34.930	22.765	57.695 (1)	75.37		13:44:20.886	
4 -	34.782	23.562	58.344 (3)	74.53	0.649	13:45:19.230	
5 -	35.371	23.358	58.729	74.04	1.034	13:46:17.959	
6 -	35.447	23.753	59.200	73.45	1.505	13:47:17.159	
7 -	35.209	23.853	59.062	73.62	1.367	13:48:16.221	
8 -	35.396	23.469	58.865	73.87	1.170	13:49:15.086	

BMCRC-MRO Championships 2025 - Rnd 1 @ Brands Hatch Indy

MRO Minitwins & Rookie Minitwins

RACE 2 - SECTOR ANALYSIS



SECTOR 1 = FL to I1, SECTOR 2 = I1 to FL, DIFF = Difference To Personal Best Lap, P = Crossed Finish Line in Pit Lane, D = Time Disallowed

P29 51		Andrew DURANT		Suzuki SV650 -			
IDEAL LAP TIME : 57.967		BEST LAP TIME : 58.098		DIFFERENCE : 0.131			
LAP	SECTOR 1	SECTOR 2	LAP TIME	MPH	DIFF	TIME OF DAY	
1 -		24.187	1:09.172	62.86	11.074	13:42:26.634	
2 -	35.128	23.428	58.556	74.26	0.458	13:43:25.190	
3 -	35.136	23.588	58.724	74.05	0.626	13:44:23.914	
4 -	34.539	23.726	58.265 (2)	74.63	0.167	13:45:22.179	
5 -	36.028	23.739	59.767	72.75	1.669	13:46:21.946	
6 -	34.909	23.863	58.772	73.99	0.674	13:47:20.718	
7 -	34.615	23.483	58.098 (1)	74.84		13:48:18.816	
8 -	34.773	23.625	58.398 (3)	74.46	0.300	13:49:17.214	

P30 113 RMT		Phil ROODT		Suzuki SV650 - Carter Thorne Carpets and flooring 2018 ltd			
IDEAL LAP TIME : 57.664		BEST LAP TIME : 58.081		DIFFERENCE : 0.417			
LAP	SECTOR 1	SECTOR 2	LAP TIME	MPH	DIFF	TIME OF DAY	
1 -		24.119	1:08.724	63.27	10.643	13:42:26.186	
2 -	35.967	23.082	59.049	73.64	0.968	13:43:25.235	
3 -	35.340	23.663	59.003	73.70	0.922	13:44:24.238	
4 -	34.582	23.499	58.081 (1)	74.87		13:45:22.319	
5 -	34.883	23.220	58.103 (2)	74.84	0.022	13:46:20.422	
6 -	34.809	23.343	58.152 (3)	74.77	0.071	13:47:18.574	
7 -	35.837	23.872	59.709	72.82	1.628	13:48:18.283	
8 -	35.769	24.049	59.818	72.69	1.737	13:49:18.101	

P31 195 RMT		Alex COOK		Suzuki SV650 - Sac boiler plant			
IDEAL LAP TIME : 58.982		BEST LAP TIME : 58.993		DIFFERENCE : 0.011			
LAP	SECTOR 1	SECTOR 2	LAP TIME	MPH	DIFF	TIME OF DAY	
1 -		24.680	1:12.261	60.17	13.268	13:42:29.723	
2 -	37.873	24.740	1:02.613	69.45	3.620	13:43:32.336	
3 -	35.846	24.197	1:00.043	72.42	1.050	13:44:32.379	
4 -	35.727	23.882	59.609 (3)	72.95	0.616	13:45:31.988	
5 -	35.737	23.913	59.650	72.90	0.657	13:46:31.638	
6 -	35.151	23.842	58.993 (1)	73.71		13:47:30.631	
7 -	36.125	24.633	1:00.758	71.57	1.765	13:48:31.389	
8 -	35.550	23.831	59.381 (2)	73.23	0.388	13:49:30.770	

P32 109 RMT		Logan PARSONS		Suzuki SV650 -			
IDEAL LAP TIME : 59.429		BEST LAP TIME : 59.429		DIFFERENCE : 0.000			
LAP	SECTOR 1	SECTOR 2	LAP TIME	MPH	DIFF	TIME OF DAY	
1 -		25.851	1:11.878	60.49	12.449	13:42:29.340	
2 -	37.895	25.328	1:03.223	68.78	3.794	13:43:32.563	
3 -	36.867	24.734	1:01.601	70.59	2.172	13:44:34.164	
4 -	35.797	24.737	1:00.534	71.83	1.105	13:45:34.698	
5 -	35.869	24.718	1:00.587	71.77	1.158	13:46:35.285	
6 -	35.614	24.070	59.684 (3)	72.86	0.255	13:47:34.969	
7 -	35.487	24.006	59.493 (2)	73.09	0.064	13:48:34.462	
8 -	35.428	24.001	59.429 (1)	73.17		13:49:33.891	

P33 369 RMT		Merlin LINDSAY		Suzuki SV650 -			
IDEAL LAP TIME : 1:00.261		BEST LAP TIME : 1:00.410		DIFFERENCE : 0.149			
LAP	SECTOR 1	SECTOR 2	LAP TIME	MPH	DIFF	TIME OF DAY	
1 -		24.684	1:10.406	61.76	9.996	13:42:27.868	
2 -	37.389	24.555	1:01.944	70.20	1.534	13:43:29.812	
3 -	36.732	24.905	1:01.637	70.55	1.227	13:44:31.449	
4 -	37.243	24.271	1:01.514	70.69	1.104	13:45:32.963	
5 -	36.563	23.970	1:00.533 (2)	71.83	0.123	13:46:33.496	
6 -	36.600	24.279	1:00.879 (3)	71.43	0.469	13:47:34.375	
7 -	37.131	24.590	1:01.721	70.45	1.311	13:48:36.096	
8 -	36.291	24.119	1:00.410 (1)	71.98		13:49:36.506	

BMCRC-MRO Championships 2025 - Rnd 1 @ Brands Hatch Indy

MRO Minitwins & Rookie Minitwins

RACE 2 - SECTOR ANALYSIS



SECTOR 1 = FL to I1, SECTOR 2 = I1 to FL, DIFF = Difference To Personal Best Lap, P = Crossed Finish Line in Pit Lane, D = Time Disallowed

P34 31 RMT Matthew BUTLER		Suzuki SV650 - Allview Electrical				
IDEAL LAP TIME : 1:00.400		BEST LAP TIME : 1:00.641		DIFFERENCE : 0.241		
LAP	SECTOR 1	SECTOR 2	LAP TIME	MPH	DIFF	TIME OF DAY
1 -		24.777	1:12.031	60.37	11.390	13:42:29.493
2 -	37.365	24.654	1:02.019	70.11	1.378	13:43:31.512
3 -	36.395	24.246	1:00.641 (1)	71.71		13:44:32.153
4 -	36.942	26.559	1:03.501	68.48	2.860	13:45:35.654
5 -	37.175	24.295	1:01.470	70.74	0.829	13:46:37.124
6 -	36.468	24.765	1:01.233 (3)	71.01	0.592	13:47:38.357
7 -	36.515	25.716	1:02.231	69.87	1.590	13:48:40.588
8 -	36.154	24.662	1:00.816 (2)	71.50	0.175	13:49:41.404

P35 251 Craig FERRIS		Suzuki SV650 K6 - IMP Racing, Kelvedon Dog Training				
IDEAL LAP TIME : 1:00.010		BEST LAP TIME : 1:00.588		DIFFERENCE : 0.578		
LAP	SECTOR 1	SECTOR 2	LAP TIME	MPH	DIFF	TIME OF DAY
1 -		25.916	1:12.445	60.02	11.857	13:42:29.907
2 -	37.980	25.476	1:03.456	68.52	2.868	13:43:33.363
3 -	36.374	25.066	1:01.440	70.77	0.852	13:44:34.803
4 -	35.665	25.387	1:01.052 (2)	71.22	0.464	13:45:35.855
5 -	37.219	25.539	1:02.758	69.29	2.170	13:46:38.613
6 -	36.382	24.823	1:01.205 (3)	71.04	0.617	13:47:39.818
7 -	35.970	25.489	1:01.459	70.75	0.871	13:48:41.277
8 -	36.243	24.345	1:00.588 (1)	71.77		13:49:41.865

P36 410 RMT Noah GUILLERY		Suzuki SV650 - MDM-R/ ACT Systems/ Ultimate clean				
IDEAL LAP TIME : 55.056		BEST LAP TIME : 55.364		DIFFERENCE : 0.308		
LAP	SECTOR 1	SECTOR 2	LAP TIME	MPH	DIFF	TIME OF DAY
1 -		23.300	1:05.796	66.09	10.432	13:42:23.258
2 -	33.198	22.964	56.162	77.42	0.798	13:43:19.420
3 -	33.154	22.713	55.867	77.83	0.503	13:44:15.287
4 -	34.437	22.271	56.708	76.68	1.344	13:45:11.995
5 -	33.311	22.536	55.847 (3)	77.86	0.483	13:46:07.842
6 -	32.785	22.579	55.364 (1)	78.54		13:47:03.206
7 -	32.871	22.710	55.581 (2)	78.23	0.217	13:47:58.787

P37 28 RMT Rhys QUANTRALL		Suzuki SV650 -				
IDEAL LAP TIME : 56.530		BEST LAP TIME : 56.588		DIFFERENCE : 0.058		
LAP	SECTOR 1	SECTOR 2	LAP TIME	MPH	DIFF	TIME OF DAY
1 -		24.032	1:08.224	63.73	11.636	13:42:25.686
2 -	34.909	22.732	57.641	75.44	1.053	13:43:23.327
3 -	34.379	22.676	57.055 (3)	76.21	0.467	13:44:20.382
4 -	34.120	22.581	56.701 (2)	76.69	0.113	13:45:17.083
5 -	33.949	22.639	56.588 (1)	76.84		13:46:13.671
6 -	34.599	22.796	57.395	75.76	0.807	13:47:11.066

BMCRC-MRO Championships 2025 - Rnd 1 @ Brands Hatch Indy

MRO Minitwins & Rookie Minitwins

RACE 2 - BEST SECTORS

POS	SECTOR 1		SECTOR 2		IDEAL / BEST COMPARISON			IDEAL	BEST	DIFF
	NO	TIME	NO	TIME	POS	NO	NAME			
								PERFECT LAP	51.687	
1	1	30.668	1	21.019	1	1	TWYFORD	51.687	51.687	0.000
2	19	30.762	33	21.101	2	27	BETTIS	52.029	52.123	0.094
3	27	30.867	660	21.120	3	19	LILLEY	52.037	52.114	0.077
4	22	30.924	22	21.147	4	22	DOWDS	52.071	52.227	0.156
5	33	30.999	27	21.162	5	33	COSTIN	52.100	52.442	0.342
6	660	31.148	66	21.263	6	660	HARRIS	52.268	52.329	0.061
7	66	31.165	19	21.275	7	66	DUCRAN	52.428	52.476	0.048
8	141	31.516	21	21.389	8	21	FINNIS	52.988	52.988	0.000
9	21	31.599	141	21.574	9	141	HARRIS	53.090	53.225	0.135
10	115	32.023	73	21.678	10	115	MAHER	53.752	53.875	0.123
11	96	32.119	115	21.729	11	73	SIMS	53.898	53.898	0.000
12	73	32.220	3	21.777	12	96	HOWARTH	53.918	54.210	0.292
13	140	32.227	96	21.799	13	3	ARBON	54.090	54.090	0.000
14	3	32.313	166	21.840	14	140	SALES	54.271	54.315	0.044
15	81	32.578	12	21.873	15	166	KING	54.476	54.476	0.000
16	69	32.609	81	21.899	16	81	MAY	54.477	54.537	0.060
17	166	32.636	69	21.968	17	69	GRIFFITHS	54.577	54.577	0.000
18	12	32.774	140	22.044	18	12	TAYLOR	54.647	54.647	0.000
19	410	32.785	52	22.244	19	410	GUILLERY	55.056	55.364	0.308
20	52	32.815	410	22.271	20	52	EGGINTON	55.059	55.196	0.137
21	74	33.043	119	22.397	21	74	BLACK	55.503	55.521	0.018
22	11	33.080	74	22.460	22	11	OSBORNE	55.951	56.099	0.148
23	55	33.371	28	22.581	23	55	MANSON-CHUBB	56.088	56.088	0.000
24	88	33.568	55	22.717	24	119	HEALEY	56.154	56.435	0.281
25	30	33.618	88	22.760	25	88	ELLIOTT	56.328	56.328	0.000
26	77	33.630	158	22.765	26	77	CRISP	56.418	56.759	0.341
27	119	33.757	77	22.788	27	28	QUANTRALL	56.530	56.588	0.058
28	28	33.949	11	22.871	28	30	LUFF	56.638	56.638	0.000
29	197	34.445	197	22.878	29	197	HICK	57.323	57.383	0.060
30	51	34.539	30	23.020	30	158	BRENNAN	57.547	57.695	0.148
31	113	34.582	113	23.082	31	113	ROODT	57.664	58.081	0.417
32	158	34.782	51	23.428	32	51	DURANT	57.967	58.098	0.131
33	195	35.151	195	23.831	33	195	COOK	58.982	58.993	0.011
34	109	35.428	369	23.970	34	109	PARSONS	59.429	59.429	0.000
35	251	35.665	109	24.001	35	251	FERRIS	1:00.010	1:00.588	0.578
36	31	36.154	31	24.246	36	369	LINDSAY	1:00.261	1:00.410	0.149
37	369	36.291	251	24.345	37	31	BUTLER	1:00.400	1:00.641	0.241

BMCRC-MRO Championships 2025 - Rnd 1 @ Brands Hatch Indy

MRO Minitwins & Rookie Minitwins

RACE 2 - STATISTICS

Competitors Started 37
Planned Start 2025-03-15 @ 11:35:00.000
Actual Start 2025-03-15 @ 13:41:17.461
Finish Time 2025-03-15 @ 13:49:12.759
Track Length 1.2079mi.
Total Laps 319
Total Distance Covered 385.3346mi.

Session Fastest Lap History

NO	CL	NAME	LAP TIME	TIME OF DAY	LAP	VEHICLE
1		David TWYFORD	52.124	13:43:06.786	2	Suzuki SV650
1		David TWYFORD	51.942	13:43:58.728	3	Suzuki SV650
1		David TWYFORD	51.687	13:45:42.566	5	Suzuki SV650

Session Leader History

NO	CL	NAME	FROM LAP	LAPS LED	DISTANCE	VEHICLE
1		David TWYFORD	1	9	10.87 miles	Suzuki SV650

Flag History

TYPE	TIME OF DAY
GREEN	13:41:17.461
FINISH	13:49:12.759

Flag Statistics

TYPE	COUNT	TOTAL LAPS	TOTAL TIME
Green	1	9	8:58.838
Red	0	0	0.000
Safety Car	0	0	0.000
FCY	0	0	0.000

BMCRC-MRO Championships 2025 - Rnd 1 @ Brands Hatch Indy

MRO Minitwins & Rookie Minitwins

RACE 2 - STATISTICS

CLASS :

27 Starters

Fastest Lap History

NO	NAME	LAP TIME	TIME OF DAY	LAP	VEHICLE
1	David TWYFORD	52.124	13:43:06.786	2	Suzuki SV650
1	David TWYFORD	51.942	13:43:58.728	3	Suzuki SV650
1	David TWYFORD	51.687	13:45:42.566	5	Suzuki SV650

Leader History

NO	NAME	FROM LAP	LAPS LED	DISTANCE	VEHICLE
1	David TWYFORD	1	9	10.87 miles	Suzuki SV650

BMCRC-MRO Championships 2025 - Rnd 1 @ Brands Hatch Indy

MRO Minitwins & Rookie Minitwins

RACE 2 - STATISTICS

CLASS : RMT

10 Starters

Fastest Lap History

NO	NAME	LAP TIME	TIME OF DAY	LAP	VEHICLE
96	William HOWARTH	55.084	13:43:14.517	2	Suzuki SV650
96	William HOWARTH	54.570	13:44:09.089	3	Suzuki SV650
96	William HOWARTH	54.323	13:45:58.322	5	Suzuki SV650
96	William HOWARTH	54.210	13:46:52.532	6	Suzuki SV650

Leader History

NO	NAME	FROM LAP	LAPS LED	DISTANCE	VEHICLE
96	William HOWARTH	1	9	10.87 miles	Suzuki SV650

BMCRC-MRO Championships 2025 - Rnd 1 @ Brands Hatch Indy


MRO Minitwins & Rookie Minitwins

RACE 12 - GRID (9 Laps)

ROW 13			38	47	Tristan BOHANAN	37	31	Matthew BUTLER	1:00.641					
ROW 12	36	251	Craig FERRIS	1:00.588	35	369	Merlin LINDSAY	1:00.410	34	109	Logan PARSONS	59.429		
ROW 11			33	195	Alex COOK	58.993	32	51	Andrew DURANT	58.098	31	113	Phil ROODT	58.081
ROW 10	30	158	Danny BRENNAN	57.695	29	197	Billy HICK	57.383	28	77	Joshua CRISP	56.759		
ROW 9			27	30	David LUFF	56.638	26	28	Rhys QUANTRALL	56.588	25	119	Simon HEALEY	56.435
ROW 8	24	88	Kirt ELLIOTT	56.328	23	11	Mark OSBORNE	56.099	22	55	Magnus MANSON-CHUBB	56.088		
ROW 7			21	74	Daniel BLACK	55.521	20	410	Noah GUILLERY	55.364	19	52	James EGGINTON	55.196
ROW 6	18	12	Russell TAYLOR	54.647	17	69	Jack GRIFFITHS	54.577	16	81	Malvern MAY	54.537		
ROW 5			15	166	Ben KING	54.476	14	140	Daniel SALES	54.315	13	96	William HOWARTH	54.210
ROW 4	12	3	Oliver ARBON	54.090	11	73	Ollie SIMS	53.898	10	115	Brian MAHER	53.875		
ROW 3			9	141	Bill HARRIS	53.225	8	21	Toby FINNIS	52.988	7	66	Mitch DUCRAN	52.476
ROW 2	6	33	Steve COSTIN	52.442	5	660	Ronnie HARRIS	52.329	4	22	Darren DOWDS	52.227		
ROW 1			3	27	Jack BETTIS	52.123	2	19	Kevin LILLEY	52.114	1	1	David TWYFORD	51.687
Pole														

These results are provisional until the conclusion of any judicial and technical matters.

Brands Hatch Indy: 1.2079 miles

Clerk Of Course:	Timekeeper:	<i>Craig Smith</i>	
------------------	-------------	--------------------	---

Results can be found at www.tsl-timing.com

Printed - 14:03 Saturday, 15 March 2025





BMCRC-MRO Championships 2025 - Rnd 1 @ Brands Hatch Indy

MRO Minitwins & Rookie Minitwins

RACE 12 - CLASSIFICATION

Race Distance: 4 Laps / 4.83 miles



POS	NO	CL	PIC	NAME	ENTRY	LAPS	TIME	GAP	DIFF	MPH	BEST	ON	GRD	↑↓
1	1		1	David TWYFORD	Suzuki SV650 - IMP Racing, MHP, Chris Cowan	4	3:33.783			81.36	52.049	3	1	0
2	22		2	Darren DOWDS	Suzuki SV650 - Sublime Dsg Ltd	4	3:37.101	3.318	3.318	80.12	53.007	3	4	2
3	19		3	Kevin LILLEY	Suzuki SV650 - Trafalgar Cleaning Eqpt. / Steve Jordan Motc	4	3:37.518	3.735	0.417	79.96	52.502	4	2	-1
4	660		4	Ronnie HARRIS	Suzuki SV650 -	4	3:38.459	4.676	0.941	79.62	52.636	4	5	1
5	21		5	Toby FINNIS	Suzuki SV650R - Tey Farm, Harlow AG, Sublime Dsg Ltd	4	3:39.100	5.317	0.641	79.39	53.184	3	8	3
6	141		6	Bill HARRIS	Suzuki SV650 -	4	3:43.387	9.604	4.287	77.86	53.964	4	9	3
7	73		7	Ollie SIMS	Suzuki SV650 - Motorbodies Weston Ltd	4	3:45.330	11.547	1.943	77.19	54.062	4	11	4
8	115		8	Brian MAHER	Suzuki SV650 - Spraytech /Espresso Solutions	4	3:45.797	12.014	0.467	77.03	54.418	4	10	2
9	96	RMT	1	William HOWARTH	Suzuki SV650 -	4	3:46.233	12.450	0.436	76.88	54.615	4	13	4
10	12		9	Russell TAYLOR	Suzuki SV650 -	4	3:46.586	12.803	0.353	76.76	54.617	4	18	8
11	66*		10	Mitch DUCRAN	Suzuki SV650 - JP Haulage	4	3:47.172	13.389	0.586	76.56	52.628	4	7	-4
12	52		11	James EGGINTON	Suzuki SV650 - Advance Computer Services - www.ACS.co	4	3:48.647	14.864	1.475	76.07	54.951	4	19	7
13	81		12	Malvern MAY	Suzuki SV650 - IMP racing	4	3:51.090	17.307	2.443	75.27	55.304	3	16	3
14	140		13	Daniel SALES	Suzuki SV650 - Team Freddie, Ron & Frankie	4	3:51.260	17.477	0.170	75.21	55.035	3	14	0
15	69		14	Jack GRIFFITHS	Suzuki SV650 - Joe's Carpets/ATP Racing	4	3:51.839	18.056	0.579	75.02	55.077	3	17	2
16	166		15	Ben KING	Suzuki SV650 -	4	3:52.140	18.357	0.301	74.93	55.641	4	15	-1
17	74		16	Daniel BLACK	Suzuki SV650 - Dad	4	3:53.314	19.531	1.174	74.55	55.116	3	21	4
18	55		17	Magnus MANSON-CHUBB	Suzuki SV650 -	4	3:56.505	22.722	3.191	73.54	56.476	3	22	4
19	30		18	David LUFF	Suzuki SV650 - ATP & Sarah O'Neill	4	3:56.630	22.847	0.125	73.50	55.566	3	27	8
20	11		19	Mark OSBORNE	Suzuki SV650 -	4	3:57.459	23.676	0.829	73.25	56.530	3	23	3
21	119		20	Simon HEALEY	Suzuki SV650 - Popular Tyres Ltd / Pro Parts Ltd	4	3:59.570	25.787	2.111	72.60	56.794	4	25	4
22	88		21	Kirt ELLIOTT	Suzuki SV 650 -	4	3:59.654	25.871	0.084	72.58	57.051	4	24	2
23	28	RMT	2	Rhys QUANTRALL	Suzuki SV650 -	4	4:00.038	26.255	0.384	72.46	56.938	4	26	3
24	77	RMT	3	Joshua CRISP	Suzuki SV650 - JMC Guitarworks	4	4:00.427	26.644	0.389	72.34	57.448	4	28	4
25	197	RMT	4	Billy HICK	Suzuki SV650 -	4	4:00.660	26.877	0.233	72.27	57.433	4	29	4
26	158		22	Danny BRENNAN	Suzuki SV650 -	4	4:01.484	27.701	0.824	72.03	57.737	4	30	4
27	113	RMT	5	Phil ROODT	Suzuki SV650 - Carter Thorne Carpets and flooring 2018 ltd	4	4:03.579	29.796	2.095	71.41	57.810	3	31	4
28	51		23	Andrew DURANT	Suzuki SV650 -	4	4:04.690	30.907	1.111	71.08	57.835	4	32	4
29	109	RMT	6	Logan PARSONS	Suzuki SV650 -	4	4:11.893	38.110	7.203	69.05	58.856	3	34	5
30	369	RMT	7	Merlin LINDSAY	Suzuki SV650 -	4	4:13.926	40.143	2.033	68.50	59.624	3	35	5
31	251		24	Craig FERRIS	Suzuki SV650 K6 - IMP Racing, Kelvedon Dog Training	4	4:15.970	42.187	2.044	67.95	59.578	3	36	5
32	31	RMT	8	Matthew BUTLER	Suzuki SV650 - Allview Electrical	4	4:17.350	43.567	1.380	67.59	1:00.013	3	37	5

NOT CLASSIFIED

DNF	195	RMT		Alex COOK	Suzuki SV650 - Sac boiler plant	3	3:08.119	1 Lap	1 Lap	69.34	58.553	3	33	
DNF	27			Jack BETTIS	Suzuki SV650 - NB Toolmaking, Lewis Allen Lettings & Prop	0								3
DNF	33			Steve COSTIN	Suzuki SV650 - Sublime Designs / ATP Motorsport	0								6
DNF	410			Noah GUILLERY	Suzuki SV650 - MDM-R/ ACT Systems/ Ultimate clean	0								20

FASTEST LAP

1				David TWYFORD	Suzuki SV650 - IMP Racing, MHP, Chris Cowan	3	52.049			83.54 mph			134.45 kph	
96	RMT			William HOWARTH	Suzuki SV650 -	4	54.615			79.62 mph			128.14 kph	

* No. 66 - 10 second penalty - yellow flag infringement
 * No. 88 - Please fit a working transponder

Class - 92.5% of Race Speed = 75.25 mph
 Class RMT - 92.5% of Race Speed = 71.11 mph

Red Flag (end of session): 16:22

Weather / Track : Cloudy / Dry

Date: 15/03/2025 Start: 16:18 Finish: 16:21
Brands Hatch Indy: 1.2079 miles

These results are provisional until the conclusion of any judicial and technical matters.

Clerk Of Course:	Timekeeper:	<i>Craig Smith</i>	
------------------	-------------	--------------------	--

Results can be found at www.tsl-timing.com

Printed - 16:32 Saturday, 15 March 2025



BMCRC-MRO Championships 2025 - Rnd 1 @ Brands Hatch Indy

MRO Minitwins & Rookie Minitwins

RACE 12 - LAP CHART

LAP 1 @ 16:19:31.550

NO	BEHIND	LAP TIME
1		56.832
22	0.831	57.663
19	1.689	58.521
66	1.837	58.669
21	2.338	59.170
660	2.774	59.606
115	4.120	1:00.952
141	4.154	1:00.986
96	4.710	1:01.542
73	4.803	1:01.635
12	4.944	1:01.776
52	6.064	1:02.896
69	6.872	1:03.704
81	7.140	1:03.972
166	7.290	1:04.122
140	7.450	1:04.282
55	8.531	1:05.363
74	9.111	1:05.943
11	9.257	1:06.089
77	9.470	1:06.302
30	9.574	1:06.406
88	9.909	1:06.741
158	10.010	1:06.842
119	10.130	1:06.962
197	10.265	1:07.097
28	11.036	1:07.868
113	11.431	1:08.263
51	12.289	1:09.121
195	13.846	1:10.678
109	13.893	1:10.725
369	14.223	1:11.055
251	14.972	1:11.804
31	15.620	1:12.452

LAP 2 @ 16:20:24.218

NO	BEHIND	LAP TIME
1		52.668
22	1.435	53.272
66	2.230	53.061
19	2.787	53.766
21	3.006	53.336
660	3.357	53.251
141	5.958	54.472
115	6.800	55.348
73	6.999	54.864
96	7.154	55.112
12	7.486	55.210
52	8.991	55.595
81	10.549	56.077
69	11.235	57.031
166	11.307	56.685
140	11.533	56.751
74	13.016	56.573
55	13.700	57.837
11	14.161	57.572
30	15.244	58.338
77	15.433	58.631
88	15.533	58.292
197	15.538	57.941
119	16.094	58.632
158	16.329	58.987
28	16.486	58.118
113	17.578	58.815

51	18.624	59.003
195	20.066	58.888
109	21.729	1:00.504
369	22.620	1:01.065
251	24.025	1:01.721
31	24.493	1:01.541

LAP 3 @ 16:21:16.267

NO	BEHIND	LAP TIME
1		52.049
22	2.393	53.007
66	2.995	52.814
19	3.467	52.729
21	4.141	53.184
660	4.274	52.966
141	7.874	53.965
73	9.719	54.769
115	9.830	55.079
96	10.069	54.964
12	10.420	54.983
52	12.147	55.205
81	13.804	55.304
69	14.263	55.077
140	14.519	55.035
166	14.950	55.692
74	16.083	55.116
55	18.127	56.476
11	18.642	56.530
30	18.761	55.566
88	21.054	57.569
119	21.227	57.182
77	21.430	58.046
28	21.551	57.114
197	21.678	58.189
158	22.198	57.918
113	23.339	57.810
51	25.306	58.731
195	26.570	58.553
109	28.536	58.856
369	30.195	59.624
251	31.554	59.578
31	32.457	1:00.013

LAP 4 @ 16:22:08.501

NO	BEHIND	LAP TIME
1		52.234
22	3.318	53.159
66	3.389	52.628
19	3.735	52.502
660	4.676	52.636
21	5.317	53.410
141	9.604	53.964
73	11.547	54.062
115	12.014	54.418
96	12.450	54.615
12	12.803	54.617
52	14.864	54.951
81	17.307	55.737
140	17.477	55.192
69	18.056	56.027
166	18.357	55.641
74	19.531	55.682
55	22.722	56.829
30	22.847	56.320
11	23.676	57.268

119	25.787	56.794
88	25.871	57.051
28	26.255	56.938
77	26.644	57.448
197	26.877	57.433
158	27.701	57.737
113	29.796	58.691
51	30.907	57.835
109	38.110	1:01.808
369	40.143	1:02.182
251	42.187	1:02.867
31	43.567	1:03.344

BMCRC-MRO Championships 2025 - Rnd 1 @ Brands Hatch Indy

MRO Minitwins & Rookie Minitwins

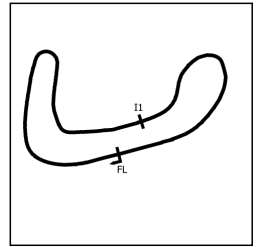
RACE 12 - POSITION CHART

No	Name	Lap Pos	Lap			
			1	2	3	4
1	TWYFORD	1	1	1	1	1
19	LILLEY	2	22	22	22	22
27	BETTIS	3	19	66	66	66
22	DOWDS	4	66	19	19	19
660	HARRIS	5	21	21	21	660
33	COSTIN	6	660	660	660	21
66	DUCRAN	7	115	141	141	141
21	FINNIS	8	141	115	73	73
141	HARRIS	9	96	73	115	115
115	MAHER	10	73	96	96	96
73	SIMS	11	12	12	12	12
96	HOWARTH	12	52	52	52	52
140	SALES	13	69	81	81	81
166	KING	14	81	69	69	140
81	MAY	15	166	166	140	69
69	GRIFFITHS	16	140	140	166	166
12	TAYLOR	17	55	74	74	74
52	EGGINTON	18	74	55	55	55
410	GUILLERY	19	11	11	11	30
74	BLACK	20	77	30	30	11
55	MANSON-CHUBB	21	30	77	88	119
11	OSBORNE	22	88	88	119	88
88	ELLIOTT	23	158	197	77	28
119	HEALEY	24	119	119	28	77
28	QUANTRALL	25	197	158	197	197
30	LUFF	26	28	28	158	158
77	CRISP	27	113	113	113	113
197	HICK	28	51	51	51	51
158	BRENNAN	29	195	195	195	109
113	ROODT	30	109	109	109	369
51	DURANT	31	369	369	369	251
195	COOK	32	251	251	251	31
109	PARSONS	33	31	31	31	
369	LINDSAY	34				
251	FERRIS	35				
31	BUTLER	36				

BMCRC-MRO Championships 2025 - Rnd 1 @ Brands Hatch Indy

MRO Minitwins & Rookie Minitwins

RACE 12 - SECTOR ANALYSIS



SECTOR 1 = FL to I1, SECTOR 2 = I1 to FL, DIFF = Difference To Personal Best Lap, P = Crossed Finish Line in Pit Lane, D = Time Disallowed

P1		1		David TWYFORD		Suzuki SV650 - IMP Racing, MHP, Chris Cowan	
IDEAL LAP TIME : 51.991		BEST LAP TIME : 52.049		DIFFERENCE : 0.058			
LAP	SECTOR 1	SECTOR 2	LAP TIME	MPH	DIFF	TIME OF DAY	
1 -		21.351	56.832	76.51	4.783	16:19:31.550	
2 -	31.572	21.096	52.668 (3)	82.56	0.619	16:20:24.218	
3 -	30.962	21.087	52.049 (1)	83.54		16:21:16.267	
4 -	30.904	21.330	52.234 (2)	83.25	0.185	16:22:08.501	

P2		22		Darren DOWDS		Suzuki SV650 - Sublime Dsg Ltd	
IDEAL LAP TIME : 52.767		BEST LAP TIME : 53.007		DIFFERENCE : 0.240			
LAP	SECTOR 1	SECTOR 2	LAP TIME	MPH	DIFF	TIME OF DAY	
1 -		21.370	57.663	75.41	4.656	16:19:32.381	
2 -	31.841	21.431	53.272 (3)	81.63	0.265	16:20:25.653	
3 -	31.397	21.610	53.007 (1)	82.03		16:21:18.660	
4 -	31.537	21.622	53.159 (2)	81.80	0.152	16:22:11.819	

P3		19		Kevin LILLEY		Suzuki SV650 - Trafalgar Cleaning Eqpt. / Steve Jordan Motorcy	
IDEAL LAP TIME : 52.502		BEST LAP TIME : 52.502		DIFFERENCE : 0.000			
LAP	SECTOR 1	SECTOR 2	LAP TIME	MPH	DIFF	TIME OF DAY	
1 -		21.539	58.521	74.30	6.019	16:19:33.239	
2 -	31.776	21.990	53.766 (3)	80.88	1.264	16:20:27.005	
3 -	31.307	21.422	52.729 (2)	82.47	0.227	16:21:19.734	
4 -	31.139	21.363	52.502 (1)	82.82		16:22:12.236	

P4		660		Ronnie HARRIS		Suzuki SV650 -	
IDEAL LAP TIME : 52.636		BEST LAP TIME : 52.636		DIFFERENCE : 0.000			
LAP	SECTOR 1	SECTOR 2	LAP TIME	MPH	DIFF	TIME OF DAY	
1 -		21.721	59.606	72.95	6.970	16:19:34.324	
2 -	31.707	21.544	53.251 (3)	81.66	0.615	16:20:27.575	
3 -	31.569	21.397	52.966 (2)	82.10	0.330	16:21:20.541	
4 -	31.308	21.328	52.636 (1)	82.61		16:22:13.177	

P5		21		Toby FINNIS		Suzuki SV650R - Tey Farm, Harlow AG, Sublime Dsg Ltd	
IDEAL LAP TIME : 53.088		BEST LAP TIME : 53.184		DIFFERENCE : 0.096			
LAP	SECTOR 1	SECTOR 2	LAP TIME	MPH	DIFF	TIME OF DAY	
1 -		21.596	59.170	73.49	5.986	16:19:33.888	
2 -	31.735	21.601	53.336 (2)	81.53	0.152	16:20:27.224	
3 -	31.525	21.659	53.184 (1)	81.76		16:21:20.408	
4 -	31.847	21.563	53.410 (3)	81.41	0.226	16:22:13.818	

P6		141		Bill HARRIS		Suzuki SV650 -	
IDEAL LAP TIME : 53.881		BEST LAP TIME : 53.964		DIFFERENCE : 0.083			
LAP	SECTOR 1	SECTOR 2	LAP TIME	MPH	DIFF	TIME OF DAY	
1 -		22.279	1:00.986	71.30	7.022	16:19:35.704	
2 -	32.377	22.095	54.472 (3)	79.83	0.508	16:20:30.176	
3 -	32.091	21.874	53.965 (2)	80.58	0.001	16:21:24.141	
4 -	32.007	21.957	53.964 (1)	80.58		16:22:18.105	

P7		73		Ollie SIMS		Suzuki SV650 - Motorbodies Weston ltd	
IDEAL LAP TIME : 54.061		BEST LAP TIME : 54.062		DIFFERENCE : 0.001			
LAP	SECTOR 1	SECTOR 2	LAP TIME	MPH	DIFF	TIME OF DAY	
1 -		22.546	1:01.635	70.55	7.573	16:19:36.353	
2 -	33.020	21.844	54.864 (3)	79.26	0.802	16:20:31.217	
3 -	32.784	21.985	54.769 (2)	79.39	0.707	16:21:25.986	
4 -	32.217	21.845	54.062 (1)	80.43		16:22:20.048	

BMCRC-MRO Championships 2025 - Rnd 1 @ Brands Hatch Indy

MRO Minitwins & Rookie Minitwins

RACE 12 - SECTOR ANALYSIS



SECTOR 1 = FL to I1, SECTOR 2 = I1 to FL, DIFF = Difference To Personal Best Lap, P = Crossed Finish Line in Pit Lane, D = Time Disallowed

P8 115		Brian MAHER		Suzuki SV650 - Spraytech /Espresso Solutions			
IDEAL LAP TIME : 54.418		BEST LAP TIME : 54.418		DIFFERENCE : 0.000			
LAP	SECTOR 1	SECTOR 2	LAP TIME	MPH	DIFF	TIME OF DAY	
1 -		22.281	1:00.952	71.34	6.534	16:19:35.670	
2 -	33.127	22.221	55.348 (3)	78.56	0.930	16:20:31.018	
3 -	32.825	22.254	55.079 (2)	78.95	0.661	16:21:26.097	
4 -	32.615	21.803	54.418 (1)	79.91		16:22:20.515	

P9 96 RMT		William HOWARTH		Suzuki SV650 -			
IDEAL LAP TIME : 54.482		BEST LAP TIME : 54.615		DIFFERENCE : 0.133			
LAP	SECTOR 1	SECTOR 2	LAP TIME	MPH	DIFF	TIME OF DAY	
1 -		22.247	1:01.542	70.66	6.927	16:19:36.260	
2 -	32.670	22.442	55.112 (3)	78.90	0.497	16:20:31.372	
3 -	32.968	21.996	54.964 (2)	79.11	0.349	16:21:26.336	
4 -	32.486	22.129	54.615 (1)	79.62		16:22:20.951	

P10 12		Russell TAYLOR		Suzuki SV650 -			
IDEAL LAP TIME : 54.585		BEST LAP TIME : 54.617		DIFFERENCE : 0.032			
LAP	SECTOR 1	SECTOR 2	LAP TIME	MPH	DIFF	TIME OF DAY	
1 -		22.098	1:01.776	70.39	7.159	16:19:36.494	
2 -	33.425	21.785	55.210 (3)	78.76	0.593	16:20:31.704	
3 -	33.023	21.960	54.983 (2)	79.08	0.366	16:21:26.687	
4 -	32.800	21.817	54.617 (1)	79.61		16:22:21.304	

P11 66		Mitch DUCRAN		Suzuki SV650 - JP Haulage			
IDEAL LAP TIME : 52.493		BEST LAP TIME : 52.628		DIFFERENCE : 0.135			
LAP	SECTOR 1	SECTOR 2	LAP TIME	MPH	DIFF	TIME OF DAY	
1 -		21.264	58.669	74.12	6.041	16:19:33.387	
2 -	31.741	21.320	53.061 (3)	81.95	0.433	16:20:26.448	
3 -	31.493	21.321	52.814 (2)	82.33	0.186	16:21:19.262	
4 -	31.229	21.399	52.628 (1)	82.62		16:22:11.890	

P12 52		James EGGINTON		Suzuki SV650 - Advance Computer Services - www.ACS.co.uk			
IDEAL LAP TIME : 54.951		BEST LAP TIME : 54.951		DIFFERENCE : 0.000			
LAP	SECTOR 1	SECTOR 2	LAP TIME	MPH	DIFF	TIME OF DAY	
1 -		22.384	1:02.896	69.13	7.945	16:19:37.614	
2 -	33.304	22.291	55.595 (3)	78.21	0.644	16:20:33.209	
3 -	33.027	22.178	55.205 (2)	78.77	0.254	16:21:28.414	
4 -	32.809	22.142	54.951 (1)	79.13		16:22:23.365	

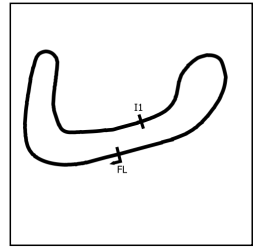
P13 81		Malvern MAY		Suzuki SV650 - IMP racing			
IDEAL LAP TIME : 55.162		BEST LAP TIME : 55.304		DIFFERENCE : 0.142			
LAP	SECTOR 1	SECTOR 2	LAP TIME	MPH	DIFF	TIME OF DAY	
1 -		22.790	1:03.972	67.97	8.668	16:19:38.690	
2 -	33.855	22.222	56.077 (3)	77.54	0.773	16:20:34.767	
3 -	32.940	22.364	55.304 (1)	78.63		16:21:30.071	
4 -	33.408	22.329	55.737 (2)	78.02	0.433	16:22:25.808	

P14 140		Daniel SALES		Suzuki SV650 - Team Freddie, Ron & Frankie			
IDEAL LAP TIME : 54.887		BEST LAP TIME : 55.035		DIFFERENCE : 0.148			
LAP	SECTOR 1	SECTOR 2	LAP TIME	MPH	DIFF	TIME OF DAY	
1 -		22.771	1:04.282	67.64	9.247	16:19:39.000	
2 -	34.275	22.476	56.751 (3)	76.62	1.716	16:20:35.751	
3 -	33.273	21.762	55.035 (1)	79.01		16:21:30.786	
4 -	33.125	22.067	55.192 (2)	78.79	0.157	16:22:25.978	

BMCRC-MRO Championships 2025 - Rnd 1 @ Brands Hatch Indy

MRO Minitwins & Rookie Minitwins

RACE 12 - SECTOR ANALYSIS



SECTOR 1 = FL to I1, SECTOR 2 = I1 to FL, DIFF = Difference To Personal Best Lap, P = Crossed Finish Line in Pit Lane, D = Time Disallowed

P15 69		Jack GRIFFITHS		Suzuki SV650 - Joe's Carpets/ATP Racing		
IDEAL LAP TIME : 55.077		BEST LAP TIME : 55.077		DIFFERENCE : 0.000		
LAP	SECTOR 1	SECTOR 2	LAP TIME	MPH	DIFF	TIME OF DAY
1 -		22.767	1:03.704	68.26	8.627	16:19:38.422
2 -	34.365	22.666	57.031 (3)	76.24	1.954	16:20:35.453
3 -	32.797	22.280	55.077 (1)	78.95		16:21:30.530
4 -	33.339	22.688	56.027 (2)	77.61	0.950	16:22:26.557

P16 166		Ben KING		Suzuki SV650 -		
IDEAL LAP TIME : 55.607		BEST LAP TIME : 55.641		DIFFERENCE : 0.034		
LAP	SECTOR 1	SECTOR 2	LAP TIME	MPH	DIFF	TIME OF DAY
1 -		22.726	1:04.122	67.81	8.481	16:19:38.840
2 -	34.369	22.316	56.685 (3)	76.71	1.044	16:20:35.525
3 -	33.617	22.075	55.692 (2)	78.08	0.051	16:21:31.217
4 -	33.532	22.109	55.641 (1)	78.15		16:22:26.858

P17 74		Daniel BLACK		Suzuki SV650 - Dad		
IDEAL LAP TIME : 55.116		BEST LAP TIME : 55.116		DIFFERENCE : 0.000		
LAP	SECTOR 1	SECTOR 2	LAP TIME	MPH	DIFF	TIME OF DAY
1 -		23.445	1:05.943	65.94	10.827	16:19:40.661
2 -	33.939	22.634	56.573 (3)	76.86	1.457	16:20:37.234
3 -	32.760	22.356	55.116 (1)	78.89		16:21:32.350
4 -	33.195	22.487	55.682 (2)	78.09	0.566	16:22:28.032

P18 55		Magnus MANSON-CHUBB		Suzuki SV650 -		
IDEAL LAP TIME : 56.476		BEST LAP TIME : 56.476		DIFFERENCE : 0.000		
LAP	SECTOR 1	SECTOR 2	LAP TIME	MPH	DIFF	TIME OF DAY
1 -		23.299	1:05.363	66.52	8.887	16:19:40.081
2 -	34.915	22.922	57.837 (3)	75.18	1.361	16:20:37.918
3 -	33.599	22.877	56.476 (1)	76.99		16:21:34.394
4 -	33.879	22.950	56.829 (2)	76.52	0.353	16:22:31.223

P19 30		David LUFF		Suzuki SV650 - ATP & Sarah O'Neill		
IDEAL LAP TIME : 55.566		BEST LAP TIME : 55.566		DIFFERENCE : 0.000		
LAP	SECTOR 1	SECTOR 2	LAP TIME	MPH	DIFF	TIME OF DAY
1 -		23.389	1:06.406	65.48	10.840	16:19:41.124
2 -	34.855	23.483	58.338 (3)	74.54	2.772	16:20:39.462
3 -	32.697	22.869	55.566 (1)	78.26		16:21:35.028
4 -	33.352	22.968	56.320 (2)	77.21	0.754	16:22:31.348

P20 11		Mark OSBORNE		Suzuki SV650 -		
IDEAL LAP TIME : 56.530		BEST LAP TIME : 56.530		DIFFERENCE : 0.000		
LAP	SECTOR 1	SECTOR 2	LAP TIME	MPH	DIFF	TIME OF DAY
1 -		23.734	1:06.089	65.79	9.559	16:19:40.807
2 -	34.279	23.293	57.572 (3)	75.53	1.042	16:20:38.379
3 -	33.568	22.962	56.530 (1)	76.92		16:21:34.909
4 -	33.990	23.278	57.268 (2)	75.93	0.738	16:22:32.177

P21 119		Simon HEALEY		Suzuki SV650 - Popular Tyres Ltd / Pro Parts Ltd		
IDEAL LAP TIME : 56.794		BEST LAP TIME : 56.794		DIFFERENCE : 0.000		
LAP	SECTOR 1	SECTOR 2	LAP TIME	MPH	DIFF	TIME OF DAY
1 -		23.550	1:06.962	64.94	10.168	16:19:41.680
2 -	35.671	22.961	58.632 (3)	74.16	1.838	16:20:40.312
3 -	33.994	23.188	57.182 (2)	76.04	0.388	16:21:37.494
4 -	33.885	22.909	56.794 (1)	76.56		16:22:34.288

BMCRC-MRO Championships 2025 - Rnd 1 @ Brands Hatch Indy

MRO Minitwins & Rookie Minitwins

RACE 12 - SECTOR ANALYSIS



SECTOR 1 = FL to I1, SECTOR 2 = I1 to FL, DIFF = Difference To Personal Best Lap, P = Crossed Finish Line in Pit Lane, D = Time Disallowed

P22 88		Kirt ELLIOTT		Suzuki SV 650 -		
IDEAL LAP TIME :		BEST LAP TIME : 57.051		DIFFERENCE :		
LAP	SECTOR 1	SECTOR 2	LAP TIME	MPH	DIFF	TIME OF DAY
1 -			1:06.741	65.15	9.690	16:19:41.459
2 -			58.292 (3)	74.59	1.241	16:20:39.751
3 -			57.569 (2)	75.53	0.518	16:21:37.321
4 -			57.051 (1)	76.22		16:22:34.372

P23 28 RMT		Rhys QUANTRALL		Suzuki SV650 -		
IDEAL LAP TIME : 56.837		BEST LAP TIME : 56.938		DIFFERENCE : 0.101		
LAP	SECTOR 1	SECTOR 2	LAP TIME	MPH	DIFF	TIME OF DAY
1 -		23.708	1:07.868	64.07	10.930	16:19:42.586
2 -	35.389	22.729	58.118 (3)	74.82	1.180	16:20:40.704
3 -	34.196	22.918	57.114 (2)	76.13	0.176	16:21:37.818
4 -	34.108	22.830	56.938 (1)	76.37		16:22:34.756

P24 77 RMT		Joshua CRISP		Suzuki SV650 - JMC Guitarworks		
IDEAL LAP TIME : 57.448		BEST LAP TIME : 57.448		DIFFERENCE : 0.000		
LAP	SECTOR 1	SECTOR 2	LAP TIME	MPH	DIFF	TIME OF DAY
1 -		23.667	1:06.302	65.58	8.854	16:19:41.020
2 -	34.934	23.697	58.631 (3)	74.16	1.183	16:20:39.651
3 -	34.549	23.497	58.046 (2)	74.91	0.598	16:21:37.697
4 -	34.531	22.917	57.448 (1)	75.69		16:22:35.145

P25 197 RMT		Billy HICK		Suzuki SV650 -		
IDEAL LAP TIME : 57.226		BEST LAP TIME : 57.433		DIFFERENCE : 0.207		
LAP	SECTOR 1	SECTOR 2	LAP TIME	MPH	DIFF	TIME OF DAY
1 -		23.143	1:07.097	64.81	9.664	16:19:41.815
2 -	35.262	22.679	57.941 (2)	75.05	0.508	16:20:39.756
3 -	34.778	23.411	58.189 (3)	74.73	0.756	16:21:37.945
4 -	34.547	22.886	57.433 (1)	75.71		16:22:35.378

P26 158		Danny BRENNAN		Suzuki SV650 -		
IDEAL LAP TIME : 57.723		BEST LAP TIME : 57.737		DIFFERENCE : 0.014		
LAP	SECTOR 1	SECTOR 2	LAP TIME	MPH	DIFF	TIME OF DAY
1 -		23.454	1:06.842	65.05	9.105	16:19:41.560
2 -	35.679	23.308	58.987 (3)	73.72	1.250	16:20:40.547
3 -	34.632	23.286	57.918 (2)	75.08	0.181	16:21:38.465
4 -	34.437	23.300	57.737 (1)	75.31		16:22:36.202

P27 113 RMT		Phil ROODT		Suzuki SV650 - Carter Thorne Carpets and flooring 2018 ltd		
IDEAL LAP TIME : 57.726		BEST LAP TIME : 57.810		DIFFERENCE : 0.084		
LAP	SECTOR 1	SECTOR 2	LAP TIME	MPH	DIFF	TIME OF DAY
1 -		23.546	1:08.263	63.70	10.453	16:19:42.981
2 -	36.038	22.777	58.815 (3)	73.93	1.005	16:20:41.796
3 -	34.949	22.861	57.810 (1)	75.22		16:21:39.606
4 -	35.362	23.329	58.691 (2)	74.09	0.881	16:22:38.297

P28 51		Andrew DURANT		Suzuki SV650 -		
IDEAL LAP TIME : 57.835		BEST LAP TIME : 57.835		DIFFERENCE : 0.000		
LAP	SECTOR 1	SECTOR 2	LAP TIME	MPH	DIFF	TIME OF DAY
1 -		24.328	1:09.121	62.91	11.286	16:19:43.839
2 -	35.436	23.567	59.003 (3)	73.70	1.168	16:20:42.842
3 -	34.764	23.967	58.731 (2)	74.04	0.896	16:21:41.573
4 -	34.428	23.407	57.835 (1)	75.18		16:22:39.408

BMCRC-MRO Championships 2025 - Rnd 1 @ Brands Hatch Indy

MRO Minitwins & Rookie Minitwins

RACE 12 - SECTOR ANALYSIS



SECTOR 1 = FL to I1, SECTOR 2 = I1 to FL, DIFF = Difference To Personal Best Lap, P = Crossed Finish Line in Pit Lane, D = Time Disallowed

P29		109 RMT		Logan PARSONS		Suzuki SV650 -	
IDEAL LAP TIME : 58.856		BEST LAP TIME : 58.856		DIFFERENCE : 0.000			
LAP	SECTOR 1	SECTOR 2	LAP TIME	MPH	DIFF	TIME OF DAY	
1 -		25.354	1:10.725	61.48	11.869	16:19:45.443	
2 -	36.080	24.424	1:00.504 (2)	71.87	1.648	16:20:45.947	
3 -	34.987	23.869	58.856 (1)	73.88		16:21:44.803	
4 -	36.961	24.847	1:01.808 (3)	70.35	2.952	16:22:46.611	

P30		369 RMT		Merlin LINDSAY		Suzuki SV650 -	
IDEAL LAP TIME : 59.624		BEST LAP TIME : 59.624		DIFFERENCE : 0.000			
LAP	SECTOR 1	SECTOR 2	LAP TIME	MPH	DIFF	TIME OF DAY	
1 -		25.449	1:11.055	61.20	11.431	16:19:45.773	
2 -	36.836	24.229	1:01.065 (2)	71.21	1.441	16:20:46.838	
3 -	35.671	23.953	59.624 (1)	72.93		16:21:46.462	
4 -	37.917	24.265	1:02.182 (3)	69.93	2.558	16:22:48.644	

P31		251		Craig FERRIS		Suzuki SV650 K6 - IMP Racing, Kelvedon Dog Training	
IDEAL LAP TIME : 59.578		BEST LAP TIME : 59.578		DIFFERENCE : 0.000			
LAP	SECTOR 1	SECTOR 2	LAP TIME	MPH	DIFF	TIME OF DAY	
1 -		24.929	1:11.804	60.56	12.226	16:19:46.522	
2 -	37.182	24.539	1:01.721 (2)	70.45	2.143	16:20:48.243	
3 -	35.478	24.100	59.578 (1)	72.99		16:21:47.821	
4 -	38.348	24.519	1:02.867 (3)	69.17	3.289	16:22:50.688	

P32		31 RMT		Matthew BUTLER		Suzuki SV650 - Allview Electrical	
IDEAL LAP TIME : 1:00.013		BEST LAP TIME : 1:00.013		DIFFERENCE : 0.000			
LAP	SECTOR 1	SECTOR 2	LAP TIME	MPH	DIFF	TIME OF DAY	
1 -		24.937	1:12.452	60.02	12.439	16:19:47.170	
2 -	37.681	23.860	1:01.541 (2)	70.66	1.528	16:20:48.711	
3 -	36.612	23.401	1:00.013 (1)	72.46		16:21:48.724	
4 -	39.474	23.870	1:03.344 (3)	68.65	3.331	16:22:52.068	

P33		195 RMT		Alex COOK		Suzuki SV650 - Sac boiler plant	
IDEAL LAP TIME : 58.553		BEST LAP TIME : 58.553		DIFFERENCE : 0.000			
LAP	SECTOR 1	SECTOR 2	LAP TIME	MPH	DIFF	TIME OF DAY	
1 -		24.680	1:10.678	61.52	12.125	16:19:45.396	
2 -	35.325	23.563	58.888 (2)	73.84	0.335	16:20:44.284	
3 -	35.008	23.545	58.553 (1)	74.26		16:21:42.837	

BMCRC-MRO Championships 2025 - Rnd 1 @ Brands Hatch Indy

MRO Minitwins & Rookie Minitwins

RACE 12 - BEST SECTORS

POS	SECTOR 1		SECTOR 2		IDEAL / BEST COMPARISON			IDEAL	BEST	DIFF
	NO	TIME	NO	TIME	POS	NO	NAME			
								PERFECT LAP	51.991	
1	1	30.904	1	21.087	1	1	TWYFORD	51.991	52.049	0.058
2	19	31.139	66	21.264	2	66	DUCRAN	52.493	52.628	0.135
3	66	31.229	660	21.328	3	19	LILLEY	52.502	52.502	0.000
4	660	31.308	19	21.363	4	660	HARRIS	52.636	52.636	0.000
5	22	31.397	22	21.370	5	22	DOWDS	52.767	53.007	0.240
6	21	31.525	21	21.563	6	21	FINNIS	53.088	53.184	0.096
7	141	32.007	140	21.762	7	141	HARRIS	53.881	53.964	0.083
8	73	32.217	12	21.785	8	73	SIMS	54.061	54.062	0.001
9	96	32.486	115	21.803	9	115	MAHER	54.418	54.418	0.000
10	115	32.615	73	21.844	10	96	HOWARTH	54.482	54.615	0.133
11	30	32.697	141	21.874	11	12	TAYLOR	54.585	54.617	0.032
12	74	32.760	96	21.996	12	140	SALES	54.887	55.035	0.148
13	69	32.797	166	22.075	13	52	EGGINTON	54.951	54.951	0.000
14	12	32.800	52	22.142	14	69	GRIFFITHS	55.077	55.077	0.000
15	52	32.809	81	22.222	15	74	BLACK	55.116	55.116	0.000
16	81	32.940	69	22.280	16	81	MAY	55.162	55.304	0.142
17	140	33.125	74	22.356	17	30	LUFF	55.566	55.566	0.000
18	166	33.532	197	22.679	18	166	KING	55.607	55.641	0.034
19	11	33.568	28	22.729	19	55	MANSON-CHUBB	56.476	56.476	0.000
20	55	33.599	113	22.777	20	11	OSBORNE	56.530	56.530	0.000
21	119	33.885	30	22.869	21	119	HEALEY	56.794	56.794	0.000
22	28	34.108	55	22.877	22	28	QUANTRALL	56.837	56.938	0.101
23	51	34.428	119	22.909	23	197	HICK	57.226	57.433	0.207
24	158	34.437	77	22.917	24	77	CRISP	57.448	57.448	0.000
25	77	34.531	11	22.962	25	158	BRENNAN	57.723	57.737	0.014
26	197	34.547	158	23.286	26	113	ROODT	57.726	57.810	0.084
27	113	34.949	31	23.401	27	51	DURANT	57.835	57.835	0.000
28	109	34.987	51	23.407	28	195	COOK	58.553	58.553	0.000
29	195	35.008	195	23.545	29	109	PARSONS	58.856	58.856	0.000
30	251	35.478	109	23.869	30	251	FERRIS	59.578	59.578	0.000
31	369	35.671	369	23.953	31	369	LINDSAY	59.624	59.624	0.000
32	31	36.612	251	24.100	32	31	BUTLER	1:00.013	1:00.013	0.000
33					33	88	ELLIOTT		57.051	
34										
35										
36										

BMCRC-MRO Championships 2025 - Rnd 1 @ Brands Hatch Indy

MRO Minitwins & Rookie Minitwins

RACE 12 - STATISTICS

Competitors Started 36
Planned Start 2025-03-15 @ 15:40:00.000
Actual Start 2025-03-15 @ 16:18:34.717
Finish Time 2025-03-15 @ 16:21:48.725
Track Length 1.2079mi.
Total Laps 131
Total Distance Covered 158.2408mi.

Session Fastest Lap History

NO	CL	NAME	LAP TIME	TIME OF DAY	LAP	VEHICLE
1		David TWYFORD	52.668	16:20:24.242	2	Suzuki SV650
1		David TWYFORD	52.049	16:21:16.290	3	Suzuki SV650

Session Leader History

NO	CL	NAME	FROM LAP	LAPS LED	DISTANCE	VEHICLE
1		David TWYFORD	1	4	4.83 miles	Suzuki SV650

Flag History

TYPE	TIME OF DAY
GREEN	16:18:34.717
FINISH	16:21:48.725

Flag Statistics

TYPE	COUNT	TOTAL LAPS	TOTAL TIME
Green	1	4	6:23.343
Red	0	0	0.000
Safety Car	0	0	0.000
FCY	0	0	0.000

BMCRC-MRO Championships 2025 - Rnd 1 @ Brands Hatch Indy

MRO Minitwins & Rookie Minitwins

RACE 12 - STATISTICS

CLASS :

26 Starters

Fastest Lap History

NO	NAME	LAP TIME	TIME OF DAY	LAP	VEHICLE
1	David TWYFORD	52.668	16:20:24.242	2	Suzuki SV650
1	David TWYFORD	52.049	16:21:16.290	3	Suzuki SV650

Leader History

NO	NAME	FROM LAP	LAPS LED	DISTANCE	VEHICLE
1	David TWYFORD	1	4	4.83 miles	Suzuki SV650

BMCRC-MRO Championships 2025 - Rnd 1 @ Brands Hatch Indy

MRO Minitwins & Rookie Minitwins

RACE 12 - STATISTICS

CLASS : RMT

10 Starters

Fastest Lap History

NO	NAME	LAP TIME	TIME OF DAY	LAP	VEHICLE
96	William HOWARTH	55.112	16:20:31.389	2	Suzuki SV650
96	William HOWARTH	54.964	16:21:26.355	3	Suzuki SV650
96	William HOWARTH	54.615	16:22:20.972	4	Suzuki SV650

Leader History

NO	NAME	FROM LAP	LAPS LED	DISTANCE	VEHICLE
96	William HOWARTH	1	4	4.83 miles	Suzuki SV650

BMCRC-MRO Championships 2025 - Rnd 1 @ Brands Hatch Indy

MRO Minitwins & Rookie Minitwins


RACE 2 - GRID (12 Laps)

ROW 13	39	7	Esteban LECOQ	38	47	Tristan BOHANAN	37	3	Oliver ARBON
ROW 12	36	31	Matthew BUTLER	35	369	Merlin LINDSAY	34	251	Craig FERRIS
ROW 11	33	109	Logan PARSONS	32	195	Alex COOK	31	51	Andrew DURANT
ROW 10	30	113	Phil ROODT	29	158	Danny BRENNAN	28	77	Joshua CRISP
ROW 9	27	197	Billy HICK	26	410	Noah GUILLERY	25	88	Kirt ELLIOTT
ROW 8	24	28	Rhys QUANTRALL	23	119	Simon HEALEY	22	11	Mark OSBORNE
ROW 7	21	55	Magnus MANSON-CHUBB	20	166	Ben KING	19	30	David LUFF
ROW 6	18	81	Malvern MAY	17	74	Daniel BLACK	16	69	Jack GRIFFITHS
ROW 5	15	140	Daniel SALES	14	52	James EGGINTON	13	12	Russell TAYLOR
ROW 4	12	33	Steve COSTIN	11	96	William HOWARTH	10	115	Brian MAHER
ROW 3	9	27	Jack BETTIS	8	73	Ollie SIMS	7	141	Bill HARRIS
ROW 2	6	21	Toby FINNIS	5	22	Darren DOWDS	4	660	Ronnie HARRIS
ROW 1	3	66	Mitch DUCRAN	2	19	Kevin LILLEY	1	1	David TWYFORD

Pole

These results are provisional until the conclusion of any judicial and technical matters.

Brands Hatch Indy: 1.2079 miles

Clerk Of Course:	Timekeeper:	<i>Craig Smith</i>	
------------------	-------------	--------------------	---

Results can be found at www.tsl-timing.com

Printed - 16:35 Saturday, 15 March 2025



BMCRC-MRO Championships 2025 - Rnd 1 @ Brands Hatch Indy

MRO Minitwins & Rookie Minitwins

RACE 2 - CLASSIFICATION - AMENDED

Race Distance: 12 Laps / 14.49 miles



POS	NO	CL	PIC	NAME	ENTRY	LAPS	TIME	GAP	DIFF	MPH	BEST	ON	GRD	↑↓
1	1		1	David TWYFORD	Suzuki SV650 - IMP Racing, MHP, Chris Cowan	12	10:37.399			81.86	51.920	3	1	0
2	22		2	Darren DOWDS	Suzuki SV650 - Sublime Dsg Ltd	12	10:39.292	1.893	1.893	81.62	52.419	7	5	3
3	660		3	Ronnie HARRIS	Suzuki SV650 -	12	10:39.408	2.009	0.116	81.61	52.278	7	4	1
4	141		4	Bill HARRIS	Suzuki SV650 -	12	10:48.674	11.275	9.266	80.44	52.845	8	7	3
5	21		5	Toby FINNIS	Suzuki SV650R - Tey Farm, Harlow AG, Sublime Dsg Ltd	12	10:57.613	20.214	8.939	79.35	53.512	3	6	1
6	19*		6	Kevin LILLEY	Suzuki SV650 - Trafalgar Cleaning Eqpt. / Steve Jordan Mot	12	10:58.407	21.008	0.794	79.25	52.507	12	2	-4
7	73		7	Ollie SIMS	Suzuki SV650 - Motorbodies Weston Ltd	12	11:01.648	24.249	3.241	78.86	53.953	12	8	1
8	12		8	Russell TAYLOR	Suzuki SV650 -	12	11:02.629	25.230	0.981	78.75	53.947	10	13	5
9	74		9	Daniel BLACK	Suzuki SV650 - Dad	12	11:02.774	25.375	0.145	78.73	54.075	9	17	8
10	140		10	Daniel SALES	Suzuki SV650 - Team Freddie, Ron & Frankie	12	11:02.832	25.433	0.058	78.72	53.735	10	15	5
11	52		11	James EGGINTON	Suzuki SV650 - Advance Computer Services - www.ACS.co	12	11:08.519	31.120	5.687	78.05	54.371	6	14	3
12	166		12	Ben KING	Suzuki SV650 -	12	11:10.903	33.504	2.384	77.78	54.795	12	20	8
13	27*		13	Jack BETTIS	Suzuki SV650 - NB Toolmaking, Lewis Allen Lettings & Prop	12	11:11.087	33.688	0.184	77.75	53.855	12	9	-4
14	69		14	Jack GRIFFITHS	Suzuki SV650 - Joe's Carpets/ATP Racing	12	11:22.171	44.772	11.084	76.49	54.789	8	16	2
15	410		15	Noah GUILLERY	Suzuki SV650 - MDM-R/ ACT Systems/ Ultimate clean	12	11:26.980	49.581	4.809	75.96	55.550	12	26	11
16	11		16	Mark OSBORNE	Suzuki SV650 -	12	11:32.485	55.086	5.505	75.35	56.280	6	22	6
17	77	RMT	1	Joshua CRISP	Suzuki SV650 - JMC Guitarworks	12	11:33.330	55.931	0.845	75.26	56.050	8	28	11
18	119*		17	Simon HEALEY	Suzuki SV650 - Popular Tyres Ltd / Pro Parts Ltd	12	11:36.914	59.515	3.584	74.87	55.151	8	23	5
19	158		18	Danny BRENNAN	Suzuki SV650 -	11	10:41.488	1 Lap	1 Lap	74.56	56.357	10	29	10
20	7		19	Esteban LECOQ	Suzuki SV650 SK5 -	11	10:46.612	1 Lap	5.124	73.97	55.749	11	39	19
21	30		20	David LUFF	Suzuki SV650 - ATP & Sarah O'Neill	11	10:46.802	1 Lap	0.190	73.95	57.371	6	19	-2
22	113	RMT	2	Phil ROODT	Suzuki SV650 - Carter Thorne Carpets and flooring 2018 Ltd	11	10:48.482	1 Lap	1.680	73.76	56.852	4	30	8
23	88*		21	Kirt ELLIOTT	Suzuki SV 650 -	11	10:49.472	1 Lap	0.990	73.65	56.209	11	25	2
24	51		22	Andrew DURANT	Suzuki SV650 -	11	11:01.305	1 Lap	11.833	72.33	58.115	6	31	7
25	109	RMT	3	Logan PARSONS	Suzuki SV650 -	11	11:01.714	1 Lap	0.409	72.28	58.323	10	33	8
26	369	RMT	4	Merlin LINDSAY	Suzuki SV650 -	11	11:05.814	1 Lap	4.100	71.84	58.570	10	35	9
27	31	RMT	5	Matthew BUTLER	Suzuki SV650 - Allview Electrical	11	11:13.561	1 Lap	7.747	71.01	58.584	6	36	9
28	251		23	Craig FERRIS	Suzuki SV650 K6 - IMP Racing, Kelvedon Dog Training	10	10:43.765	2 Laps	1 Lap	67.54	1:01.806	2	34	6

NOT CLASSIFIED

DNF	81			Malvern MAY	Suzuki SV650 - IMP racing	8	7:47.850	4 Laps	2 Laps	74.35	56.455	8	18	
DNF	197	RMT		Billy HICK	Suzuki SV650 -	7	6:51.155	5 Laps	1 Lap	74.03	56.607	4	27	
DNF	33			Steve COSTIN	Suzuki SV650 - Sublime Designs / ATP Motorsport	5	4:32.348	7 Laps	2 Laps	79.83	52.365	4	12	
DNF	55			Magnus MANSON-CHUBB	Suzuki SV650 -	2	2:04.485	10 Laps	3 Laps	69.86	58.118	2	21	
DNF	66			Mitch DUCRAN	Suzuki SV650 - JP Haulage	0							3	
DNF	115			Brian MAHER	Suzuki SV650 - Spraytech / Espresso Solutions	0							10	
DNF	28	RMT		Rhys QUANTRALL	Suzuki SV650 -	0							24	

NOT STARTED

NS	96	RMT		William HOWARTH	Suzuki SV650 -									11
----	----	-----	--	-----------------	----------------	--	--	--	--	--	--	--	--	----

FASTEST LAP

1				David TWYFORD	Suzuki SV650 - IMP Racing, MHP, Chris Cowan	3	51.920			83.75 mph			134.79 kph	
77		RMT		Joshua CRISP	Suzuki SV650 - JMC Guitarworks	8	56.050			77.58 mph			124.85 kph	

* No. 27 - 10 second penalty - jump start
 * No. 19, 88 & 119 - 10 second penalty - yellow flag infringement
 Class - 92.5% of Race Speed = 75.72 mph
 Class RMT - 92.5% of Race Speed = 69.61 mph

Weather / Track : Cloudy / Dry

Date: 16/03/2025 Start: 10:37 Finish: 10:48

These results are provisional until the conclusion of any judicial and technical matters.

Brands Hatch Indy: 1.2079 miles

Clerk Of Course:	Timekeeper:	<i>Craig Smith</i>	
------------------	-------------	--------------------	--

Results can be found at www.tsl-timing.com

Printed - 12:27 Sunday, 16 March 2025



BMCRC-MRO Championships 2025 - Rnd 1 @ Brands Hatch Indy

MRO Minitwins & Rookie Minitwins

RACE 2 - LAP CHART

LAP 11 @ 10:47:20.517

NO	BEHIND	LAP TIME
1		52.431
22	0.997	52.687
660	1.514	52.629
30	1 Lap	57.884
113	1 Lap	57.898
7	1 Lap	56.658
141	10.597	53.020
19	10.782	52.981
51	1 Lap	59.174
21	17.729	54.553
109	1 Lap	58.323
369	1 Lap	58.570
27	22.114	53.857
73	22.577	54.629
12	22.999	54.417
74	23.201	54.075
140	23.407	54.200
52	27.527	57.003
31	1 Lap	1:00.513
166	30.990	55.059
69	42.214	54.908
410	46.312	55.985
119	46.366	56.097
11	50.570	56.696
77	52.128	56.634

LAP 12 @ 10:48:12.798

NO	BEHIND	LAP TIME
1		52.281
22	1.893	53.177
660	2.009	52.776
88	1 Lap	56.209
158	1 Lap	57.467
251	2 Laps	1:02.690
7	1 Lap	55.749
30	1 Lap	58.933
19	11.008	52.507
113	1 Lap	58.182
141	11.275	52.959
21	20.214	54.766
27	23.688	53.855
51	1 Lap	59.484
73	24.249	53.953
109	1 Lap	58.756
12	25.230	54.512
74	25.375	54.455
140	25.433	54.307
369	1 Lap	58.901
52	31.120	55.874
166	33.504	54.795
31	1 Lap	1:00.762
69	44.772	54.839
119	49.515	55.430
410	49.581	55.550
11	55.086	56.797
77	55.931	56.084

BMCRC-MRO Championships 2025 - Rnd 1 @ Brands Hatch Indy

MRO Minitwins & Rookie Minitwins

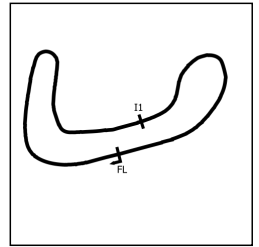
RACE 2 - POSITION CHART

No	Name	Lap Pos	Lap												
			1	2	3	4	5	6	7	8	9	10	11	12	
1	TWYFORD	1	1	1	1	1	1	1	1	1	1	1	1	1	1
19	LILLEY	2	660	22	22	22	22	22	22	22	22	22	22	22	22
66	DUCRAN	3	22	660	660	660	660	660	660	660	660	660	660	660	660
660	HARRIS	4	141	141	141	141	141	141	19	19	19	141	141	19	
22	DOWDS	5	21	33	33	33	33	19	141	141	141	19	19	141	
21	FINNIS	6	33	19	19	19	19	21	21	21	21	21	21	21	
141	HARRIS	7	19	21	21	21	21	27	27	73	73	73	27	27	
73	SIMS	8	27	73	73	73	27	73	73	27	27	27	73	73	
27	BETTIS	9	73	27	27	27	73	52	52	12	12	12	12	12	
115	MAHER	10	12	52	52	52	52	12	12	52	74	74	74	74	
96	HOWARTH	11	52	12	12	12	12	74	74	74	52	140	140	140	
33	COSTIN	12	74	74	74	74	140	140	140	140	140	52	52	52	
12	TAYLOR	13	166	140	140	140	74	166	166	166	166	166	166	166	
52	EGGINTON	14	140	166	166	166	166	410	410	69	69	69	69	69	
140	SALES	15	30	30	410	410	410	69	69	410	119	119	410	119	
69	GRIFFITHS	16	11	11	11	69	69	11	119	119	410	410	119	410	
74	BLACK	17	410	410	30	11	11	119	11	11	11	11	11	11	
81	MAY	18	55	55	69	119	119	88	88	88	77	77	77	77	
30	LUFF	19	69	69	119	30	81	197	197	77	88	88	88		
166	KING	20	81	81	81	81	88	81	77	81	158	158	158		
55	MANSON-CHUBB	21	119	119	88	88	197	77	81	158	30	30	7		
11	OSBORNE	22	88	88	197	197	30	30	158	30	113	113	30		
119	HEALEY	23	197	197	77	77	158	158	30	113	7	7	113		
28	QUANTRALL	24	77	77	158	158	77	113	113	7	51	51	51		
88	ELLIOTT	25	158	158	113	113	113	7	7	51	109	109	109		
410	GUILLERY	26	113	113	7	7	7	51	51	109	369	369	369		
197	HICK	27	109	7	51	51	51	109	109	369	31	31	31		
77	CRISP	28	7	109	109	109	109	369	369	31	251	251			
158	BRENNAN	29	369	51	369	369	369	31	31	251					
113	ROODT	30	51	369	31	31	31	251	251						
51	DURANT	31	251	31	251	251	251								
109	PARSONS	32	31	251											
251	FERRIS	33													
369	LINDSAY	34													
31	BUTLER	35													
7	LECOQ	36													

BMCRC-MRO Championships 2025 - Rnd 1 @ Brands Hatch Indy

MRO Minitwins & Rookie Minitwins

RACE 2 - SECTOR ANALYSIS



SECTOR 1 = FL to I1, SECTOR 2 = I1 to FL, DIFF = Difference To Personal Best Lap, P = Crossed Finish Line in Pit Lane, D = Time Disallowed

P1		1		David TWYFORD		Suzuki SV650 - IMP Racing, MHP, Chris Cowan	
IDEAL LAP TIME : 51.892		BEST LAP TIME : 51.920		DIFFERENCE : 0.028			
LAP	SECTOR 1	SECTOR 2	LAP TIME	MPH	DIFF	TIME OF DAY	
1 -		21.404	57.119	76.13	5.199	10:38:32.518	
2 -	31.391	21.497	52.888	82.22	0.968	10:39:25.406	
3 -	30.815	21.105	51.920 (1)	83.75		10:40:17.326	
4 -	31.070	21.476	52.546	82.75	0.626	10:41:09.872	
5 -	30.957	21.593	52.550	82.75	0.630	10:42:02.422	
6 -	31.037	21.358	52.395	82.99	0.475	10:42:54.817	
7 -	31.120	21.145	52.265 (2)	83.20	0.345	10:43:47.082	
8 -	32.340	21.224	53.564	81.18	1.644	10:44:40.646	
9 -	33.056	21.305	54.361	79.99	2.441	10:45:35.007	
10 -	31.607	21.472	53.079	81.92	1.159	10:46:28.086	
11 -	31.279	21.152	52.431	82.93	0.511	10:47:20.517	
12 -	31.204	21.077	52.281 (3)	83.17	0.361	10:48:12.798	

P2		22		Darren DOWDS		Suzuki SV650 - Sublime Dsg Ltd	
IDEAL LAP TIME : 51.946		BEST LAP TIME : 52.419		DIFFERENCE : 0.473			
LAP	SECTOR 1	SECTOR 2	LAP TIME	MPH	DIFF	TIME OF DAY	
1 -		22.197	58.656	74.13	6.237	10:38:34.055	
2 -	31.356	21.178	52.534	82.77	0.115	10:39:26.589	
3 -	31.172	21.351	52.523 (3)	82.79	0.104	10:40:19.112	
4 -	31.189	21.339	52.528	82.78	0.109	10:41:11.640	
5 -	31.445	21.337	52.782	82.38	0.363	10:42:04.422	
6 -	30.871	21.603	52.474 (2)	82.87	0.055	10:42:56.896	
7 -	31.215	21.204	52.419 (1)	82.95		10:43:49.315	
8 -	32.262	21.075	53.337	81.53	0.918	10:44:42.652	
9 -	31.843	21.481	53.324	81.55	0.905	10:45:35.976	
10 -	31.102	21.749	52.851	82.28	0.432	10:46:28.827	
11 -	31.400	21.287	52.687	82.53	0.268	10:47:21.514	
12 -	31.689	21.488	53.177	81.77	0.758	10:48:14.691	

P3		660		Ronnie HARRIS		Suzuki SV650 -	
IDEAL LAP TIME : 52.086		BEST LAP TIME : 52.278		DIFFERENCE : 0.192			
LAP	SECTOR 1	SECTOR 2	LAP TIME	MPH	DIFF	TIME OF DAY	
1 -		21.692	58.627	74.17	6.349	10:38:34.026	
2 -	31.820	21.443	53.263	81.64	0.985	10:39:27.289	
3 -	31.399	21.200	52.599	82.67	0.321	10:40:19.888	
4 -	31.152	21.226	52.378 (2)	83.02	0.100	10:41:12.266	
5 -	31.165	21.378	52.543	82.76	0.265	10:42:04.809	
6 -	30.962	21.460	52.422 (3)	82.95	0.144	10:42:57.231	
7 -	31.154	21.124	52.278 (1)	83.18		10:43:49.509	
8 -	32.105	21.221	53.326	81.54	1.048	10:44:42.835	
9 -	32.020	21.488	53.508	81.27	1.230	10:45:36.343	
10 -	31.114	21.945	53.059	81.95	0.781	10:46:29.402	
11 -	31.318	21.311	52.629	82.62	0.351	10:47:22.031	
12 -	31.469	21.307	52.776	82.39	0.498	10:48:14.807	

BMCRC-MRO Championships 2025 - Rnd 1 @ Brands Hatch Indy

MRO Minitwins & Rookie Minitwins

RACE 2 - SECTOR ANALYSIS



SECTOR 1 = FL to I1, SECTOR 2 = I1 to FL, DIFF = Difference To Personal Best Lap, P = Crossed Finish Line in Pit Lane, D = Time Disallowed

P4 141		Bill HARRIS		Suzuki SV650 -			
IDEAL LAP TIME : 52.746		BEST LAP TIME : 52.845		DIFFERENCE : 0.099			
LAP	SECTOR 1	SECTOR 2	LAP TIME	MPH	DIFF	TIME OF DAY	
1 -		21.725	59.456	73.13	6.611	10:38:34.855	
2 -	31.827	21.583	53.410	81.41	0.565	10:39:28.265	
3 -	31.517	21.504	53.021	82.01	0.176	10:40:21.286	
4 -	31.628	21.507	53.135	81.84	0.290	10:41:14.421	
5 -	31.462	21.639	53.101	81.89	0.256	10:42:07.522	
6 -	31.406	21.537	52.943 (2)	82.13	0.098	10:43:00.465	
7 -	35.267	21.565	56.832	76.51	3.987	10:43:57.297	
8 -	31.410	21.435	52.845 (1)	82.28		10:44:50.142	
9 -	31.917	21.982	53.899	80.68	1.054	10:45:44.041	
10 -	31.918	22.135	54.053	80.45	1.208	10:46:38.094	
11 -	31.559	21.461	53.020	82.01	0.175	10:47:31.114	
12 -	31.619	21.340	52.959 (3)	82.11	0.114	10:48:24.073	

P5 21		Toby FINNIS		Suzuki SV650R - Tey Farm, Harlow AG, Sublime Dsg Ltd			
IDEAL LAP TIME : 53.512		BEST LAP TIME : 53.512		DIFFERENCE : 0.000			
LAP	SECTOR 1	SECTOR 2	LAP TIME	MPH	DIFF	TIME OF DAY	
1 -		21.903	59.937	72.55	6.425	10:38:35.336	
2 -	32.434	21.976	54.410	79.92	0.898	10:39:29.746	
3 -	31.865	21.647	53.512 (1)	81.26		10:40:23.258	
4 -	31.946	21.918	53.864 (3)	80.73	0.352	10:41:17.122	
5 -	32.194	22.144	54.338	80.02	0.826	10:42:11.460	
6 -	32.417	22.039	54.456	79.85	0.944	10:43:05.916	
7 -	32.391	22.337	54.728	79.45	1.216	10:44:00.644	
8 -	31.922	21.920	53.842 (2)	80.76	0.330	10:44:54.486	
9 -	32.350	22.105	54.455	79.85	0.943	10:45:48.941	
10 -	32.591	22.161	54.752	79.42	1.240	10:46:43.693	
11 -	32.186	22.367	54.553	79.71	1.041	10:47:38.246	
12 -	32.391	22.375	54.766	79.40	1.254	10:48:33.012	

P6 19		Kevin LILLEY		Suzuki SV650 - Trafalgar Cleaning Eqpt. / Steve Jordan Motorcy			
IDEAL LAP TIME : 52.441		BEST LAP TIME : 52.507		DIFFERENCE : 0.066			
LAP	SECTOR 1	SECTOR 2	LAP TIME	MPH	DIFF	TIME OF DAY	
1 -		21.649	1:00.261	72.16	7.754	10:38:35.660	
2 -	32.385	21.624	54.009	80.51	1.502	10:39:29.669	
3 -	31.473	21.347	52.820 (3)	82.32	0.313	10:40:22.489	
4 -	31.548	21.334	52.882	82.23	0.375	10:41:15.371	
5 -	31.223	21.432	52.655 (2)	82.58	0.148	10:42:08.026	
6 -	31.750	21.462	53.212	81.72	0.705	10:43:01.238	
7 -	31.776	21.463	53.239	81.68	0.732	10:43:54.477	
8 -	31.520	21.545	53.065	81.94	0.558	10:44:47.542	
9 -	33.087	21.845	54.932	79.16	2.425	10:45:42.474	
10 -	31.800	24.044	55.844	77.87	3.337	10:46:38.318	
11 -	31.703	21.278	52.981	82.07	0.474	10:47:31.299	
12 -	31.163	21.344	52.507 (1)	82.81		10:48:23.806	

BMCRC-MRO Championships 2025 - Rnd 1 @ Brands Hatch Indy

MRO Minitwins & Rookie Minitwins

RACE 2 - SECTOR ANALYSIS



SECTOR 1 = FL to I1, SECTOR 2 = I1 to FL, DIFF = Difference To Personal Best Lap, P = Crossed Finish Line in Pit Lane, D = Time Disallowed

P7 73		Ollie SIMS		Suzuki SV650 - Motorbodies Weston Ltd		
IDEAL LAP TIME : 53.820		BEST LAP TIME : 53.953		DIFFERENCE : 0.133		
LAP	SECTOR 1	SECTOR 2	LAP TIME	MPH	DIFF	TIME OF DAY
1 -		22.167	1:01.468	70.74	7.515	10:38:36.867
2 -	33.192	22.240	55.432	78.44	1.479	10:39:32.299
3 -	32.710	21.963	54.673	79.53	0.720	10:40:26.972
4 -	32.609	21.847	54.456	79.85	0.503	10:41:21.428
5 -	32.574	22.069	54.643	79.58	0.690	10:42:16.071
6 -	32.678	21.918	54.596	79.65	0.643	10:43:10.667
7 -	32.441	21.767	54.208 (2)	80.22	0.255	10:44:04.875
8 -	32.858	21.653	54.511	79.77	0.558	10:44:59.386
9 -	32.789	21.896	54.685	79.52	0.732	10:45:54.071
10 -	32.429	21.965	54.394 (3)	79.94	0.441	10:46:48.465
11 -	32.935	21.694	54.629	79.60	0.676	10:47:43.094
12 -	32.562	21.391	53.953 (1)	80.59		10:48:37.047

P8 12		Russell TAYLOR		Suzuki SV650 -		
IDEAL LAP TIME : 53.857		BEST LAP TIME : 53.947		DIFFERENCE : 0.090		
LAP	SECTOR 1	SECTOR 2	LAP TIME	MPH	DIFF	TIME OF DAY
1 -		22.512	1:02.477	69.60	8.530	10:38:37.876
2 -	33.381	22.098	55.479	78.38	1.532	10:39:33.355
3 -	32.747	21.919	54.666	79.54	0.719	10:40:28.021
4 -	32.838	21.965	54.803	79.34	0.856	10:41:22.824
5 -	32.550	21.954	54.504	79.78	0.557	10:42:17.328
6 -	32.549	22.084	54.633	79.59	0.686	10:43:11.961
7 -	32.538	21.945	54.483	79.81	0.536	10:44:06.444
8 -	32.598	21.733	54.331 (2)	80.03	0.384	10:45:00.775
9 -	32.540	21.837	54.377 (3)	79.97	0.430	10:45:55.152
10 -	32.124	21.823	53.947 (1)	80.60		10:46:49.099
11 -	32.583	21.834	54.417	79.91	0.470	10:47:43.516
12 -	32.614	21.898	54.512	79.77	0.565	10:48:38.028

P9 74		Daniel BLACK		Suzuki SV650 - Dad		
IDEAL LAP TIME : 54.036		BEST LAP TIME : 54.075		DIFFERENCE : 0.039		
LAP	SECTOR 1	SECTOR 2	LAP TIME	MPH	DIFF	TIME OF DAY
1 -		22.693	1:02.965	69.06	8.890	10:38:38.364
2 -	33.276	22.420	55.696	78.07	1.621	10:39:34.060
3 -	32.558	22.075	54.633	79.59	0.558	10:40:28.693
4 -	32.565	21.998	54.563	79.69	0.488	10:41:23.256
5 -	32.365	22.273	54.638	79.58	0.563	10:42:17.894
6 -	32.480	22.028	54.508	79.77	0.433	10:43:12.402
7 -	32.422	22.063	54.485	79.81	0.410	10:44:06.887
8 -	32.500	21.945	54.445	79.87	0.370	10:45:01.332
9 -	32.197	21.878	54.075 (1)	80.41		10:45:55.407
10 -	32.290	21.946	54.236 (3)	80.17	0.161	10:46:49.643
11 -	32.236	21.839	54.075 (1)	80.41		10:47:43.718
12 -	32.328	22.127	54.455	79.85	0.380	10:48:38.173

BMCRC-MRO Championships 2025 - Rnd 1 @ Brands Hatch Indy

MRO Minitwins & Rookie Minitwins

RACE 2 - SECTOR ANALYSIS



SECTOR 1 = FL to I1, SECTOR 2 = I1 to FL, DIFF = Difference To Personal Best Lap, P = Crossed Finish Line in Pit Lane, D = Time Disallowed

P10 140		Daniel SALES		Suzuki SV650 - Team Freddie, Ron & Frankie			
IDEAL LAP TIME : 53.560		BEST LAP TIME : 53.735		DIFFERENCE : 0.175			
LAP	SECTOR 1	SECTOR 2	LAP TIME	MPH	DIFF	TIME OF DAY	
1 -		22.730	1:03.993	67.95	10.258	10:38:39.392	
2 -	33.063	22.398	55.461	78.40	1.726	10:39:34.853	
3 -	32.512	21.786	54.298	80.08	0.563	10:40:29.151	
4 -	32.251	21.949	54.200 (2)	80.23	0.465	10:41:23.351	
5 -	32.563	21.953	54.516	79.76	0.781	10:42:17.867	
6 -	32.638	21.974	54.612	79.62	0.877	10:43:12.479	
7 -	32.672	21.788	54.460	79.84	0.725	10:44:06.939	
8 -	33.030	21.674	54.704	79.49	0.969	10:45:01.643	
9 -	32.582	21.764	54.346	80.01	0.611	10:45:55.989	
10 -	32.082	21.653	53.735 (1)	80.92		10:46:49.724	
11 -	32.722	21.478	54.200 (2)	80.23	0.465	10:47:43.924	
12 -	32.563	21.744	54.307	80.07	0.572	10:48:38.231	

P11 52		James EGGINTON		Suzuki SV650 - Advance Computer Services - www.ACS.co.uk			
IDEAL LAP TIME : 54.284		BEST LAP TIME : 54.371		DIFFERENCE : 0.087			
LAP	SECTOR 1	SECTOR 2	LAP TIME	MPH	DIFF	TIME OF DAY	
1 -		22.347	1:02.541	69.53	8.170	10:38:37.940	
2 -	33.035	22.176	55.211	78.76	0.840	10:39:33.151	
3 -	32.681	21.796	54.477 (2)	79.82	0.106	10:40:27.628	
4 -	32.834	21.827	54.661	79.55	0.290	10:41:22.289	
5 -	32.539	22.053	54.592 (3)	79.65	0.221	10:42:16.881	
6 -	32.505	21.866	54.371 (1)	79.98		10:43:11.252	
7 -	32.811	21.845	54.656	79.56	0.285	10:44:05.908	
8 -	33.209	21.931	55.140	78.86	0.769	10:45:01.048	
9 -	33.075	21.779	54.854	79.27	0.483	10:45:55.902	
10 -	32.838	22.301	55.139	78.86	0.768	10:46:51.041	
11 -	34.454	22.549	57.003	76.28	2.632	10:47:48.044	
12 -	33.330	22.544	55.874	77.82	1.503	10:48:43.918	

P12 166		Ben KING		Suzuki SV650 -			
IDEAL LAP TIME : 54.636		BEST LAP TIME : 54.795		DIFFERENCE : 0.159			
LAP	SECTOR 1	SECTOR 2	LAP TIME	MPH	DIFF	TIME OF DAY	
1 -		22.311	1:03.219	68.78	8.424	10:38:38.618	
2 -	33.815	22.663	56.478	76.99	1.683	10:39:35.096	
3 -	33.368	21.933	55.301	78.63	0.506	10:40:30.397	
4 -	33.228	21.940	55.168	78.82	0.373	10:41:25.565	
5 -	32.760	22.140	54.900 (3)	79.20	0.105	10:42:20.465	
6 -	32.870	22.206	55.076	78.95	0.281	10:43:15.541	
7 -	32.867	22.028	54.895 (2)	79.21	0.100	10:44:10.436	
8 -	32.704	22.273	54.977	79.09	0.182	10:45:05.413	
9 -	33.559	22.251	55.810	77.91	1.015	10:46:01.223	
10 -	32.829	22.396	55.225	78.74	0.430	10:46:56.448	
11 -	32.866	22.193	55.059	78.98	0.264	10:47:51.507	
12 -	32.703	22.092	54.795 (1)	79.36		10:48:46.302	

BMCRC-MRO Championships 2025 - Rnd 1 @ Brands Hatch Indy

MRO Minitwins & Rookie Minitwins

RACE 2 - SECTOR ANALYSIS



SECTOR 1 = FL to I1, SECTOR 2 = I1 to FL, DIFF = Difference To Personal Best Lap, P = Crossed Finish Line in Pit Lane, D = Time Disallowed

P13 27		Jack BETTIS		Suzuki SV650 - NB Toolmaking, Lewis Allen Lettings & Property		
IDEAL LAP TIME : 53.198		BEST LAP TIME : 53.855		DIFFERENCE : 0.657		
LAP	SECTOR 1	SECTOR 2	LAP TIME	MPH	DIFF	TIME OF DAY
1 -		22.110	1:00.871	71.43	7.016	10:38:36.270
2 -	34.115	22.197	56.312	77.22	2.457	10:39:32.582
3 -	32.828	21.608	54.436	79.88	0.581	10:40:27.018
4 -	32.720	21.779	54.499	79.79	0.644	10:41:21.517
5 -	32.152	21.922	54.074	80.41	0.219	10:42:15.591
6 -	32.874	21.826	54.700	79.49	0.845	10:43:10.291
7 -	32.668	21.897	54.565	79.69	0.710	10:44:04.856
8 -	33.667	21.739	55.406	78.48	1.551	10:45:00.262
9 -	32.679	21.767	54.446	79.87	0.591	10:45:54.708
10 -	32.314	21.752	54.066 (3)	80.43	0.211	10:46:48.774
11 -	32.496	21.361	53.857 (2)	80.74	0.002	10:47:42.631
12 -	31.837	22.018	53.855 (1)	80.74		10:48:36.486

P14 69		Jack GRIFFITHS		Suzuki SV650 - Joe's Carpets/ATP Racing		
IDEAL LAP TIME : 54.567		BEST LAP TIME : 54.789		DIFFERENCE : 0.222		
LAP	SECTOR 1	SECTOR 2	LAP TIME	MPH	DIFF	TIME OF DAY
1 -		24.421	1:06.943	64.95	12.154	10:38:42.342
2 -	35.020	22.861	57.881	75.13	3.092	10:39:40.223
3 -	33.700	22.856	56.556	76.89	1.767	10:40:36.779
4 -	33.668	23.112	56.780	76.58	1.991	10:41:33.559
5 -	34.145	22.833	56.978	76.32	2.189	10:42:30.537
6 -	32.928	22.251	55.179	78.80	0.390	10:43:25.716
7 -	33.555	22.689	56.244	77.31	1.455	10:44:21.960
8 -	32.814	21.975	54.789 (1)	79.37		10:45:16.749
9 -	33.495	22.149	55.644	78.15	0.855	10:46:12.393
10 -	33.405	22.025	55.430	78.45	0.641	10:47:07.823
11 -	32.879	22.029	54.908 (3)	79.19	0.119	10:48:02.731
12 -	32.592	22.247	54.839 (2)	79.29	0.050	10:48:57.570

P15 410 RMT		Noah GUILLERY		Suzuki SV650 - MDM-R/ ACT Systems/ Ultimate clean		
IDEAL LAP TIME : 55.439		BEST LAP TIME : 55.550		DIFFERENCE : 0.111		
LAP	SECTOR 1	SECTOR 2	LAP TIME	MPH	DIFF	TIME OF DAY
1 -		23.746	1:06.252	65.63	10.702	10:38:41.651
2 -	34.748	23.160	57.908	75.09	2.358	10:39:39.559
3 -	33.863	23.180	57.043	76.23	1.493	10:40:36.602
4 -	33.581	22.751	56.332	77.19	0.782	10:41:32.934
5 -	33.532	23.175	56.707	76.68	1.157	10:42:29.641
6 -	33.353	22.603	55.956 (3)	77.71	0.406	10:43:25.597
7 -	33.464	22.760	56.224	77.34	0.674	10:44:21.821
8 -	33.352	22.523	55.875 (2)	77.82	0.325	10:45:17.696
9 -	33.377	23.463	56.840	76.50	1.290	10:46:14.536
10 -	33.666	22.642	56.308	77.22	0.758	10:47:10.844
11 -	33.365	22.620	55.985	77.67	0.435	10:48:06.829
12 -	32.916	22.634	55.550 (1)	78.28		10:49:02.379

BMCRC-MRO Championships 2025 - Rnd 1 @ Brands Hatch Indy

MRO Minitwins & Rookie Minitwins

RACE 2 - SECTOR ANALYSIS



SECTOR 1 = FL to I1, SECTOR 2 = I1 to FL, DIFF = Difference To Personal Best Lap, P = Crossed Finish Line in Pit Lane, D = Time Disallowed

P16 11		Mark OSBORNE		Suzuki SV650 -		
IDEAL LAP TIME : 56.258		BEST LAP TIME : 56.280		DIFFERENCE : 0.022		
LAP	SECTOR 1	SECTOR 2	LAP TIME	MPH	DIFF	TIME OF DAY
1 -		23.752	1:05.839	66.04	9.559	10:38:41.238
2 -	34.683	23.115	57.798	75.23	1.518	10:39:39.036
3 -	34.406	23.244	57.650	75.43	1.370	10:40:36.686
4 -	34.222	23.141	57.363	75.80	1.083	10:41:34.049
5 -	34.052	22.774	56.826	76.52	0.546	10:42:30.875
6 -	33.490	22.790	56.280 (1)	77.26		10:43:27.155
7 -	33.531	23.033	56.564 (2)	76.87	0.284	10:44:23.719
8 -	33.484	23.133	56.617 (3)	76.80	0.337	10:45:20.336
9 -	33.798	22.979	56.777	76.59	0.497	10:46:17.113
10 -	33.756	23.522	57.278	75.92	0.998	10:47:14.391
11 -	33.538	23.158	56.696	76.70	0.416	10:48:11.087
12 -	33.809	22.988	56.797	76.56	0.517	10:49:07.884

P17 77 RMT		Joshua CRISP		Suzuki SV650 - JMC Guitarworks		
IDEAL LAP TIME : 55.939		BEST LAP TIME : 56.050		DIFFERENCE : 0.111		
LAP	SECTOR 1	SECTOR 2	LAP TIME	MPH	DIFF	TIME OF DAY
1 -		24.622	1:07.784	64.15	11.734	10:38:43.183
2 -	35.425	23.155	58.580	74.23	2.530	10:39:41.763
3 -	34.220	23.063	57.283	75.91	1.233	10:40:39.046
4 -	33.624	23.196	56.820	76.53	0.770	10:41:35.866
5 -	34.440	23.641	58.081	74.87	2.031	10:42:33.947
6 -	33.712	22.580	56.292 (3)	77.25	0.242	10:43:30.239
7 -	33.940	22.579	56.519	76.94	0.469	10:44:26.758
8 -	33.360	22.690	56.050 (1)	77.58		10:45:22.808
9 -	33.860	22.873	56.733	76.65	0.683	10:46:19.541
10 -	33.491	22.979	56.470	77.00	0.420	10:47:16.011
11 -	33.662	22.972	56.634	76.78	0.584	10:48:12.645
12 -	33.464	22.620	56.084 (2)	77.53	0.034	10:49:08.729

P18 119		Simon HEALEY		Suzuki SV650 - Popular Tyres Ltd / Pro Parts Ltd		
IDEAL LAP TIME : 55.151		BEST LAP TIME : 55.151		DIFFERENCE : 0.000		
LAP	SECTOR 1	SECTOR 2	LAP TIME	MPH	DIFF	TIME OF DAY
1 -		23.756	1:07.079	64.82	11.928	10:38:42.478
2 -	35.657	22.868	58.525	74.30	3.374	10:39:41.003
3 -	33.916	22.243	56.159	77.43	1.008	10:40:37.162
4 -	34.161	22.749	56.910	76.41	1.759	10:41:34.072
5 -	34.235	22.649	56.884	76.44	1.733	10:42:30.956
6 -	34.288	22.084	56.372	77.14	1.221	10:43:27.328
7 -	33.631	22.493	56.124	77.48	0.973	10:44:23.452
8 -	33.141	22.010	55.151 (1)	78.84		10:45:18.603
9 -	33.617	22.260	55.877 (3)	77.82	0.726	10:46:14.480
10 -	34.107	22.199	56.306	77.23	1.155	10:47:10.786
11 -	33.902	22.195	56.097	77.51	0.946	10:48:06.883
12 -	33.415	22.015	55.430 (2)	78.45	0.279	10:49:02.313

BMCRC-MRO Championships 2025 - Rnd 1 @ Brands Hatch Indy

MRO Minitwins & Rookie Minitwins

RACE 2 - SECTOR ANALYSIS



SECTOR 1 = FL to I1, SECTOR 2 = I1 to FL, DIFF = Difference To Personal Best Lap, P = Crossed Finish Line in Pit Lane, D = Time Disallowed

P19 158		Danny BRENNAN		Suzuki SV650 -		
IDEAL LAP TIME : 56.191		BEST LAP TIME : 56.357		DIFFERENCE : 0.166		
LAP	SECTOR 1	SECTOR 2	LAP TIME	MPH	DIFF	TIME OF DAY
1 -		24.006	1:08.129	63.82	11.772	10:38:43.528
2 -	35.464	23.105	58.569	74.24	2.212	10:39:42.097
3 -	34.257	22.964	57.221	75.99	0.864	10:40:39.318
4 -	34.430	22.477	56.907 (3)	76.41	0.550	10:41:36.225
5 -	34.355	23.281	57.636	75.44	1.279	10:42:33.861
6 -	34.501	22.829	57.330	75.85	0.973	10:43:31.191
7 -	34.120	22.493	56.613 (2)	76.81	0.256	10:44:27.804
8 -	34.726	22.708	57.434	75.71	1.077	10:45:25.238
9 -	34.361	23.464	57.825	75.20	1.468	10:46:23.063
10 -	33.714	22.643	56.357 (1)	77.16		10:47:19.420
11 -	34.353	23.114	57.467	75.67	1.110	10:48:16.887

P20 7		Esteban LECOQ		Suzuki SV650 SK5 -		
IDEAL LAP TIME : 55.749		BEST LAP TIME : 55.749		DIFFERENCE : 0.000		
LAP	SECTOR 1	SECTOR 2	LAP TIME	MPH	DIFF	TIME OF DAY
1 -		24.363	1:09.601	62.47	13.852	10:38:45.000
2 -	36.288	23.375	59.663	72.88	3.914	10:39:44.663
3 -	34.787	23.465	58.252	74.65	2.503	10:40:42.915
4 -	34.420	23.551	57.971	75.01	2.222	10:41:40.886
5 -	35.534	23.171	58.705	74.07	2.956	10:42:39.591
6 -	35.005	23.186	58.191	74.72	2.442	10:43:37.782
7 -	34.159	22.576	56.735 (3)	76.64	0.986	10:44:34.517
8 -	34.699	23.002	57.701	75.36	1.952	10:45:32.218
9 -	34.425	22.961	57.386	75.77	1.637	10:46:29.604
10 -	34.332	22.326	56.658 (2)	76.75	0.909	10:47:26.262
11 -	33.636	22.113	55.749 (1)	78.00		10:48:22.011

P21 30		David LUFF		Suzuki SV650 - ATP & Sarah O'Neill		
IDEAL LAP TIME : 57.371		BEST LAP TIME : 57.371		DIFFERENCE : 0.000		
LAP	SECTOR 1	SECTOR 2	LAP TIME	MPH	DIFF	TIME OF DAY
1 -		23.602	1:05.485	66.40	8.114	10:38:40.884
2 -	34.676	23.224	57.900	75.10	0.529	10:39:38.784
3 -	34.427	23.488	57.915	75.08	0.544	10:40:36.699
4 -	34.822	23.339	58.161	74.76	0.790	10:41:34.860
5 -	35.206	23.560	58.766	73.99	1.395	10:42:33.626
6 -	34.308	23.063	57.371 (1)	75.79		10:43:30.997
7 -	34.730	23.161	57.891 (3)	75.11	0.520	10:44:28.888
8 -	34.801	23.391	58.192	74.72	0.821	10:45:27.080
9 -	34.807	23.497	58.304	74.58	0.933	10:46:25.384
10 -	34.663	23.221	57.884 (2)	75.12	0.513	10:47:23.268
11 -	35.153	23.780	58.933	73.78	1.562	10:48:22.201

P22 113 RMT		Phil ROODT		Suzuki SV650 - Carter Thorne Carpets and flooring 2018 ltd		
IDEAL LAP TIME : 56.852		BEST LAP TIME : 56.852		DIFFERENCE : 0.000		
LAP	SECTOR 1	SECTOR 2	LAP TIME	MPH	DIFF	TIME OF DAY
1 -		24.410	1:09.432	62.63	12.580	10:38:44.831
2 -	35.432	22.616	58.048	74.91	1.196	10:39:42.879
3 -	34.421	22.594	57.015 (2)	76.27	0.163	10:40:39.894
4 -	34.260	22.592	56.852 (1)	76.48		10:41:36.746
5 -	35.144	23.050	58.194	74.72	1.342	10:42:34.940
6 -	35.099	22.813	57.912	75.08	1.060	10:43:32.852
7 -	34.680	22.755	57.435 (3)	75.71	0.583	10:44:30.287
8 -	35.336	23.118	58.454	74.39	1.602	10:45:28.741
9 -	36.088	22.972	59.060	73.63	2.208	10:46:27.801
10 -	34.934	22.964	57.898	75.10	1.046	10:47:25.699
11 -	35.173	23.009	58.182	74.74	1.330	10:48:23.881

BMCRC-MRO Championships 2025 - Rnd 1 @ Brands Hatch Indy

MRO Minitwins & Rookie Minitwins

RACE 2 - SECTOR ANALYSIS



SECTOR 1 = FL to I1, SECTOR 2 = I1 to FL, DIFF = Difference To Personal Best Lap, P = Crossed Finish Line in Pit Lane, D = Time Disallowed

P23 88		Kirt ELLIOTT		Suzuki SV 650 -		
IDEAL LAP TIME : 56.209		BEST LAP TIME : 56.209		DIFFERENCE : 0.000		
LAP	SECTOR 1	SECTOR 2	LAP TIME	MPH	DIFF	TIME OF DAY
1 -		24.254	1:07.258	64.65	11.049	10:38:42.657
2 -	35.386	23.073	58.459	74.38	2.250	10:39:41.116
3 -	34.371	22.963	57.334	75.84	1.125	10:40:38.450
4 -	33.857	23.180	57.037	76.24	0.828	10:41:35.487
5 -	34.239	22.966	57.205	76.01	0.996	10:42:32.692
6 -	33.939	22.954	56.893	76.43	0.684	10:43:29.585
7 -	33.758	22.880	56.638	76.77	0.429	10:44:26.223
8 -	33.686	22.838	56.524 (3)	76.93	0.315	10:45:22.747
9 -	33.890	25.642	59.532	73.04	3.323	10:46:22.279
10 -	33.512	22.871	56.383 (2)	77.12	0.174	10:47:18.662
11 -	33.464	22.745	56.209 (1)	77.36		10:48:14.871

P24 51		Andrew DURANT		Suzuki SV650 -		
IDEAL LAP TIME : 57.940		BEST LAP TIME : 58.115		DIFFERENCE : 0.175		
LAP	SECTOR 1	SECTOR 2	LAP TIME	MPH	DIFF	TIME OF DAY
1 -		25.518	1:11.123	61.14	13.008	10:38:46.522
2 -	35.922	23.929	59.851	72.65	1.736	10:39:46.373
3 -	34.898	23.609	58.507	74.32	0.392	10:40:44.880
4 -	34.730	24.311	59.041	73.65	0.926	10:41:43.921
5 -	34.762	23.682	58.444 (3)	74.40	0.329	10:42:42.365
6 -	34.543	23.572	58.115 (1)	74.82		10:43:40.480
7 -	34.368	23.823	58.191 (2)	74.72	0.076	10:44:38.671
8 -	35.291	24.324	59.615	72.94	1.500	10:45:38.286
9 -	35.106	24.654	59.760	72.76	1.645	10:46:38.046
10 -	35.360	23.814	59.174	73.48	1.059	10:47:37.220
11 -	35.537	23.947	59.484	73.10	1.369	10:48:36.704

P25 109 RMT		Logan PARSONS		Suzuki SV650 -		
IDEAL LAP TIME : 57.744		BEST LAP TIME : 58.323		DIFFERENCE : 0.579		
LAP	SECTOR 1	SECTOR 2	LAP TIME	MPH	DIFF	TIME OF DAY
1 -		24.828	1:09.525	62.54	11.202	10:38:44.924
2 -	37.159	24.017	1:01.176	71.08	2.853	10:39:46.100
3 -	35.439	23.964	59.403	73.20	1.080	10:40:45.503
4 -	35.276	23.970	59.246	73.39	0.923	10:41:44.749
5 -	35.543	23.688	59.231	73.41	0.908	10:42:43.980
6 -	34.885	24.231	59.116	73.56	0.793	10:43:43.096
7 -	35.058	23.729	58.787	73.97	0.464	10:44:41.883
8 -	35.402	24.017	59.419	73.18	1.096	10:45:41.302
9 -	34.953	23.779	58.732 (2)	74.04	0.409	10:46:40.034
10 -	34.500	23.823	58.323 (1)	74.56		10:47:38.357
11 -	35.512	23.244	58.756 (3)	74.01	0.433	10:48:37.113

P26 369 RMT		Merlin LINDSAY		Suzuki SV650 -		
IDEAL LAP TIME : 58.161		BEST LAP TIME : 58.570		DIFFERENCE : 0.409		
LAP	SECTOR 1	SECTOR 2	LAP TIME	MPH	DIFF	TIME OF DAY
1 -		25.143	1:10.514	61.66	11.944	10:38:45.913
2 -	37.295	23.996	1:01.291	70.95	2.721	10:39:47.204
3 -	35.970	23.864	59.834	72.67	1.264	10:40:47.038
4 -	36.284	24.266	1:00.550	71.81	1.980	10:41:47.588
5 -	35.155	23.615	58.770 (2)	73.99	0.200	10:42:46.358
6 -	35.509	23.830	59.339	73.28	0.769	10:43:45.697
7 -	36.043	23.095	59.138	73.53	0.568	10:44:44.835
8 -	35.856	23.733	59.589	72.97	1.019	10:45:44.424
9 -	35.533	23.785	59.318	73.31	0.748	10:46:43.742
10 -	35.066	23.504	58.570 (1)	74.24		10:47:42.312
11 -	35.370	23.531	58.901 (3)	73.82	0.331	10:48:41.213

BMCRC-MRO Championships 2025 - Rnd 1 @ Brands Hatch Indy

MRO Minitwins & Rookie Minitwins

RACE 2 - SECTOR ANALYSIS



SECTOR 1 = FL to I1, SECTOR 2 = I1 to FL, DIFF = Difference To Personal Best Lap, P = Crossed Finish Line in Pit Lane, D = Time Disallowed

P27 31 RMT		Matthew BUTLER		Suzuki SV650 - Allview Electrical		
IDEAL LAP TIME : 58.270		BEST LAP TIME : 58.584		DIFFERENCE : 0.314		
LAP	SECTOR 1	SECTOR 2	LAP TIME	MPH	DIFF	TIME OF DAY
1 -		25.446	1:12.583	59.91	13.999	10:38:47.982
2 -	37.219	23.764	1:00.983	71.30	2.399	10:39:48.965
3 -	36.087	23.706	59.793	72.72	1.209	10:40:48.758
4 -	35.853	23.518	59.371 (3)	73.24	0.787	10:41:48.129
5 -	35.590	23.505	59.095 (2)	73.58	0.511	10:42:47.224
6 -	35.175	23.409	58.584 (1)	74.22		10:43:45.808
7 -	36.714	23.095	59.809	72.70	1.225	10:44:45.617
8 -	36.897	23.505	1:00.402	71.99	1.818	10:45:46.019
9 -	36.823	24.843	1:01.666	70.51	3.082	10:46:47.685
10 -	36.538	23.975	1:00.513	71.86	1.929	10:47:48.198
11 -	36.488	24.274	1:00.762	71.56	2.178	10:48:48.960

P28 251		Craig FERRIS		Suzuki SV650 K6 - IMP Racing, Kelvedon Dog Training		
IDEAL LAP TIME : 1:01.486		BEST LAP TIME : 1:01.806		DIFFERENCE : 0.320		
LAP	SECTOR 1	SECTOR 2	LAP TIME	MPH	DIFF	TIME OF DAY
1 -		24.857	1:11.911	60.47	10.105	10:38:47.310
2 -	37.188	24.618	1:01.806 (1)	70.35		10:39:49.116
3 -	36.868	25.215	1:02.083 (2)	70.04	0.277	10:40:51.199
4 -	37.765	25.925	1:03.690	68.27	1.884	10:41:54.889
5 -	38.888	25.408	1:04.296	67.63	2.490	10:42:59.185
6 -	38.497	25.429	1:03.926	68.02	2.120	10:44:03.111
7 -	37.515	26.457	1:03.972	67.97	2.166	10:45:07.083
8 -	38.379	26.514	1:04.893	67.01	3.087	10:46:11.976
9 -	38.466	26.032	1:04.498	67.42	2.692	10:47:16.474
10 -	37.406	25.284	1:02.690 (3)	69.36	0.884	10:48:19.164

P29 81		Malvern MAY		Suzuki SV650 - IMP racing		
IDEAL LAP TIME : 56.176		BEST LAP TIME : 56.455		DIFFERENCE : 0.279		
LAP	SECTOR 1	SECTOR 2	LAP TIME	MPH	DIFF	TIME OF DAY
1 -		24.219	1:07.009	64.89	10.554	10:38:42.408
2 -	34.764	23.126	57.890	75.11	1.435	10:39:40.298
3 -	34.662	23.080	57.742	75.31	1.287	10:40:38.040
4 -	33.903	23.155	57.058	76.21	0.603	10:41:35.098
5 -	33.968	22.720	56.688 (3)	76.71	0.233	10:42:31.786
6 -	35.407	23.032	58.439	74.41	1.984	10:43:30.225
7 -	33.600	22.969	56.569 (2)	76.87	0.114	10:44:26.794
8 -	33.879	22.576	56.455 (1)	77.02		10:45:23.249

P30 197 RMT		Billy HICK		Suzuki SV650 -		
IDEAL LAP TIME : 56.405		BEST LAP TIME : 56.607		DIFFERENCE : 0.202		
LAP	SECTOR 1	SECTOR 2	LAP TIME	MPH	DIFF	TIME OF DAY
1 -		23.608	1:07.344	64.57	10.737	10:38:42.743
2 -	35.624	22.810	58.434	74.41	1.827	10:39:41.177
3 -	34.747	23.109	57.856	75.16	1.249	10:40:39.033
4 -	34.007	22.600	56.607 (1)	76.82		10:41:35.640
5 -	34.287	23.035	57.322	75.86	0.715	10:42:32.962
6 -	33.891	22.856	56.747 (2)	76.63	0.140	10:43:29.709
7 -	33.805	23.040	56.845 (3)	76.49	0.238	10:44:26.554

P31 33		Steve COSTIN		Suzuki SV650 - Sublime Designs / ATP Motorsport		
IDEAL LAP TIME : 52.365		BEST LAP TIME : 52.365		DIFFERENCE : 0.000		
LAP	SECTOR 1	SECTOR 2	LAP TIME	MPH	DIFF	TIME OF DAY
1 -		21.707	1:00.009	72.46	7.644	10:38:35.408
2 -	32.218	21.724	53.942	80.61	1.577	10:39:29.350
3 -	31.601	21.402	53.003 (2)	82.04	0.638	10:40:22.353
4 -	31.161	21.204	52.365 (1)	83.04		10:41:14.718
5 -	31.673	21.356	53.029 (3)	82.00	0.664	10:42:07.747

BMCRC-MRO Championships 2025 - Rnd 1 @ Brands Hatch Indy

MRO Minitwins & Rookie Minitwins

RACE 2 - SECTOR ANALYSIS



SECTOR 1 = FL to I1, SECTOR 2 = I1 to FL, DIFF = Difference To Personal Best Lap, P = Crossed Finish Line in Pit Lane, D = Time Disallowed

P32	55	Magnus MANSON-CHUBB	Suzuki SV650 -			
IDEAL LAP TIME : 58.118		BEST LAP TIME : 58.118		DIFFERENCE : 0.000		
LAP	SECTOR 1	SECTOR 2	LAP TIME	MPH	DIFF	TIME OF DAY
1 -		23.922	1:06.367	65.52	8.249	10:38:41.766
2 -	35.029	23.089	58.118 (1)	74.82		10:39:39.884

BMCRC-MRO Championships 2025 - Rnd 1 @ Brands Hatch Indy

MRO Minitwins & Rookie Minitwins

RACE 2 - BEST SECTORS

POS	SECTOR 1		SECTOR 2		IDEAL / BEST COMPARISON			IDEAL	BEST	DIFF
	NO	TIME	NO	TIME	POS	NO	NAME			
								PERFECT LAP	51.890	
1	1	30.815	22	21.075	1	1	TWYFORD	51.892	51.920	0.028
2	22	30.871	1	21.077	2	22	DOWDS	51.946	52.419	0.473
3	660	30.962	660	21.124	3	660	HARRIS	52.086	52.278	0.192
4	33	31.161	33	21.204	4	33	COSTIN	52.365	52.365	0.000
5	19	31.163	19	21.278	5	19	LILLEY	52.441	52.507	0.066
6	141	31.406	141	21.340	6	141	HARRIS	52.746	52.845	0.099
7	27	31.837	27	21.361	7	27	BETTIS	53.198	53.855	0.657
8	21	31.865	73	21.391	8	21	FINNIS	53.512	53.512	0.000
9	140	32.082	140	21.478	9	140	SALES	53.560	53.735	0.175
10	12	32.124	21	21.647	10	73	SIMS	53.820	53.953	0.133
11	74	32.197	12	21.733	11	12	TAYLOR	53.857	53.947	0.090
12	73	32.429	52	21.779	12	74	BLACK	54.036	54.075	0.039
13	52	32.505	74	21.839	13	52	EGGINTON	54.284	54.371	0.087
14	69	32.592	166	21.933	14	69	GRIFFITHS	54.567	54.789	0.222
15	166	32.703	69	21.975	15	166	KING	54.636	54.795	0.159
16	410	32.916	119	22.010	16	119	HEALEY	55.151	55.151	0.000
17	119	33.141	7	22.113	17	410	GUILLERY	55.439	55.550	0.111
18	77	33.360	158	22.477	18	7	LECOQ	55.749	55.749	0.000
19	88	33.464	410	22.523	19	77	CRISP	55.939	56.050	0.111
20	11	33.484	81	22.576	20	81	MAY	56.176	56.455	0.279
21	81	33.600	77	22.579	21	158	BRENNAN	56.191	56.357	0.166
22	7	33.636	113	22.592	22	88	ELLIOTT	56.209	56.209	0.000
23	158	33.714	197	22.600	23	11	OSBORNE	56.258	56.280	0.022
24	197	33.805	88	22.745	24	197	HICK	56.405	56.607	0.202
25	113	34.260	11	22.774	25	113	ROODT	56.852	56.852	0.000
26	30	34.308	30	23.063	26	30	LUFF	57.371	57.371	0.000
27	51	34.368	55	23.089	27	109	PARSONS	57.744	58.323	0.579
28	109	34.500	369	23.095	28	51	DURANT	57.940	58.115	0.175
29	55	35.029	31	23.095	29	55	MANSON-CHUBB	58.118	58.118	0.000
30	369	35.066	109	23.244	30	369	LINDSAY	58.161	58.570	0.409
31	31	35.175	51	23.572	31	31	BUTLER	58.270	58.584	0.314
32	251	36.868	251	24.618	32	251	FERRIS	1:01.486	1:01.806	0.320
33										
34										
35										

BMCRC-MRO Championships 2025 - Rnd 1 @ Brands Hatch Indy

MRO Minitwins & Rookie Minitwins

RACE 2 - STATISTICS

Competitors Started 35
Planned Start 2025-03-16 @ 10:40:00.000
Actual Start 2025-03-16 @ 10:37:35.398
Finish Time 2025-03-16 @ 10:48:12.797
Track Length 1.2079mi.
Total Laps 347
Total Distance Covered 419.1571mi.

Session Fastest Lap History

NO	CL	NAME	LAP TIME	TIME OF DAY	LAP	VEHICLE
1		David TWYFORD	52.888	10:39:25.429	2	Suzuki SV650
22		Darren DOWDS	52.534	10:39:26.599	2	Suzuki SV650
1		David TWYFORD	51.920	10:40:17.349	3	Suzuki SV650

Session Leader History

NO	CL	NAME	FROM LAP	LAPS LED	DISTANCE	VEHICLE
1		David TWYFORD	1	12	14.49 miles	Suzuki SV650

Flag History

TYPE	TIME OF DAY
GREEN	10:37:35.398
FINISH	10:48:12.797

Flag Statistics

TYPE	COUNT	TOTAL LAPS	TOTAL TIME
Green	1	12	11:43.765
Red	0	0	0.000
Safety Car	0	0	0.000
FCY	0	0	0.000

BMCRC-MRO Championships 2025 - Rnd 1 @ Brands Hatch Indy

MRO Minitwins & Rookie Minitwins

RACE 2 - STATISTICS

CLASS :

27 Starters

Fastest Lap History

NO	NAME	LAP TIME	TIME OF DAY	LAP	VEHICLE
1	David TWYFORD	52.888	10:39:25.429	2	Suzuki SV650
22	Darren DOWDS	52.534	10:39:26.599	2	Suzuki SV650
1	David TWYFORD	51.920	10:40:17.349	3	Suzuki SV650

Leader History

NO	NAME	FROM LAP	LAPS LED	DISTANCE	VEHICLE
1	David TWYFORD	1	12	14.49 miles	Suzuki SV650

BMCRC-MRO Championships 2025 - Rnd 1 @ Brands Hatch Indy

MRO Minitwins & Rookie Minitwins

RACE 2 - STATISTICS

CLASS : RMT

8 Starters

Fastest Lap History

NO	NAME	LAP TIME	TIME OF DAY	LAP	VEHICLE
410	Noah GUILLERY	57.908	10:39:39.573	2	Suzuki SV650
410	Noah GUILLERY	57.043	10:40:36.616	3	Suzuki SV650
113	Phil ROODT	57.015	10:40:39.921	3	Suzuki SV650
410	Noah GUILLERY	56.332	10:41:32.948	4	Suzuki SV650
410	Noah GUILLERY	55.956	10:43:25.610	6	Suzuki SV650
410	Noah GUILLERY	55.875	10:45:17.710	8	Suzuki SV650
410	Noah GUILLERY	55.550	10:49:02.379	12	Suzuki SV650

Leader History

NO	NAME	FROM LAP	LAPS LED	DISTANCE	VEHICLE
410	Noah GUILLERY	1	12	14.49 miles	Suzuki SV650

BMCRC-MRO Championships 2025 - Rnd 1 @ Brands Hatch Indy

MRO Minitwins & Rookie Minitwins

RACE 12 - GRID (12 Laps)

ROW 13	39	47	Tristan BOHANAN	38	3	Oliver ARBON	37	195	Alex COOK
ROW 12	36	96	William HOWARTH	35	251	Craig FERRIS	34	31	Matthew BUTLER
ROW 11	33	369	Merlin LINDSAY	32	109	Logan PARSONS	31	55	Magnus MANSON-CHUBB
ROW 10	30	28	Rhys QUANTRALL	29	51	Andrew DURANT	28	30	David LUFF
ROW 9	27	113	Phil ROODT	26	197	Billy HICK	25	81	Malvern MAY
ROW 8	24	158	Danny BRENNAN	23	11	Mark OSBORNE	22	88	Kirt ELLIOTT
ROW 7	21	77	Joshua CRISP	20	7	Esteban LECOQ	19	410	Noah GUILLERY
ROW 6	18	119	Simon HEALEY	17	166	Ben KING	16	115	Brian MAHER
ROW 5	15	69	Jack GRIFFITHS	14	52	James EGGINTON	13	74	Daniel BLACK
ROW 4	12	73	Ollie SIMS	11	12	Russell TAYLOR	10	27	Jack BETTIS
ROW 3	9	66	Mitch DUCRAN	8	140	Daniel SALES	7	21	Toby FINNIS
ROW 2	6	141	Bill HARRIS	5	19	Kevin LILLEY	4	22	Darren DOWDS
ROW 1	3	33	Steve COSTIN	2	660	Ronnie HARRIS	1	1	David TWYFORD

Pole

These results are provisional until the conclusion of any judicial and technical matters.

Brands Hatch Indy: 1.2079 miles

Clerk Of Course:

Timekeeper:

Craig Smith



Results can be found at www.tsl-timing.com

Printed - 11:26 Sunday, 16 March 2025



BMCRC-MRO Championships 2025 - Rnd 1 @ Brands Hatch Indy

MRO Minitwins & Rookie Minitwins

RACE 12 - CLASSIFICATION

Race Distance: 8 Laps / 9.66 miles



POS	NO	CL	PIC	NAME	ENTRY	LAPS	TIME	GAP	DIFF	MPH	BEST	ON	GRD	↑↓
1	1		1	David TWYFORD	Suzuki SV650 - IMP Racing, MHP, Chris Cowan	8	6:58.697			83.08	51.435	6	1	0
2	22		2	Darren DOWDS	Suzuki SV650 - Sublime Dsg Ltd	8	7:04.606	5.909	5.909	81.93	52.097	7	4	2
3	33		3	Steve COSTIN	Suzuki SV650 - Sublime Designs / ATP Motorsport	8	7:04.787	6.090	0.181	81.89	52.171	7	3	0
4	660		4	Ronnie HARRIS	Suzuki SV650 -	8	7:05.020	6.323	0.233	81.85	52.052	3	2	-2
5	19		5	Kevin LILLEY	Suzuki SV650 - Trafalgar Cleaning Eqpt. / Steve Jordan Motc	8	7:08.432	9.735	3.412	81.20	52.498	2	5	0
6	141		6	Bill HARRIS	Suzuki SV650 -	8	7:11.218	12.521	2.786	80.67	52.862	7	6	0
7	27		7	Jack BETTIS	Suzuki SV650 - NB Toolmaking, Lewis Allen Lettings & Prop	8	7:15.071	16.374	3.853	79.96	52.946	8	10	3
8	21		8	Toby FINNIS	Suzuki SV650R - Tey Farm, Harlow AG, Sublime Dsg Ltd	8	7:15.567	16.870	0.496	79.87	53.108	8	7	-1
9	73		9	Ollie SIMS	Suzuki SV650 - Motorbodies Weston Ltd	8	7:16.862	18.165	1.295	79.63	53.237	8	12	3
10	140		10	Daniel SALES	Suzuki SV650 - Team Freddie, Ron & Frankie	8	7:17.624	18.927	0.762	79.49	53.321	7	8	-2
11	74		11	Daniel BLACK	Suzuki SV650 - Dad	8	7:19.941	21.244	2.317	79.07	53.604	3	13	2
12	410		12	Noah GUILLERY	Suzuki SV650 - MDM-R/ ACT Systems/ Ultimate clean	8	7:20.001	21.304	0.060	79.06	53.332	8	19	7
13	115		13	Brian MAHER	Suzuki SV650 - Spraytech /Espresso Solutions	8	7:25.939	27.242	5.938	78.01	54.320	3	16	3
14	12		14	Russell TAYLOR	Suzuki SV650 -	8	7:29.445	30.748	3.506	77.40	54.535	8	11	-3
15	52		15	James EGGINTON	Suzuki SV650 - Advance Computer Services - www.ACS.co	8	7:29.515	30.818	0.070	77.39	54.292	5	14	-1
16	166		16	Ben KING	Suzuki SV650 -	8	7:29.991	31.294	0.476	77.31	54.602	3	17	1
17	7		17	Esteban LECOQ	Suzuki SV650 SK5 -	8	7:30.012	31.315	0.021	77.30	54.667	8	20	3
18	96	RMT	1	William HOWARTH	Suzuki SV650 -	8	7:34.555	35.858	4.543	76.53	54.641	8	36	18
19	77	RMT	2	Joshua CRISP	Suzuki SV650 - JMC Guitarworks	8	7:36.728	38.031	2.173	76.16	55.861	8	21	2
20	119		18	Simon HEALEY	Suzuki SV650 - Popular Tyres Ltd / Pro Parts Ltd	8	7:36.855	38.158	0.127	76.14	55.650	3	18	-2
21	81		19	Malvern MAY	Suzuki SV650 - IMP racing	8	7:36.949	38.252	0.094	76.13	55.395	3	25	4
22	11		20	Mark OSBORNE	Suzuki SV650 -	8	7:39.954	41.257	3.005	75.63	55.816	7	23	1
23	88		21	Kirt ELLIOTT	Suzuki SV 650 -	8	7:46.821	48.124	6.867	74.52	56.715	8	22	-1
24	55		22	Magnus MANSON-CHUBB	Suzuki SV650 -	8	7:47.123	48.426	0.302	74.47	56.726	8	31	7
25	30		23	David LUFF	Suzuki SV650 - ATP & Sarah O'Neill	8	7:47.563	48.866	0.440	74.40	56.809	7	28	3
26	51		24	Andrew DURANT	Suzuki SV650 -	8	7:48.127	49.430	0.564	74.31	56.542	7	29	3
27	109	RMT	3	Logan PARSONS	Suzuki SV650 -	8	7:53.483	54.786	5.356	73.47	57.259	4	32	5
28	369	RMT	4	Merlin LINDSAY	Suzuki SV650 -	7	7:07.049	1 Lap	1 Lap	71.28	58.686	3	33	5
29	31	RMT	5	Matthew BUTLER	Suzuki SV650 - Allview Electrical	7	7:09.286	1 Lap	2.237	70.90	59.113	7	34	5
30	251		25	Craig FERRIS	Suzuki SV650 K6 - IMP Racing, Kelvedon Dog Training	7	7:13.205	1 Lap	3.919	70.26	59.803	3	35	5

NOT CLASSIFIED

DNF	158			Danny BRENNAN	Suzuki SV650 -	3	3:01.222	5 Laps	4 Laps	71.98	56.641	2	24	
DNF	66			Mitch DUCRAN	Suzuki SV650 - JP Haulage	0							9	
DNF	69			Jack GRIFFITHS	Suzuki SV650 - Joe's Carpets/ATP Racing	0							15	

FASTEST LAP

	1			David TWYFORD	Suzuki SV650 - IMP Racing, MHP, Chris Cowan	6	51.435			84.54 mph			136.06 kph	
	96	RMT		William HOWARTH	Suzuki SV650 -	8	54.641			79.58 mph			128.07 kph	

Class - 92.5% of Race Speed = 76.84 mph
 Class RMT - 92.5% of Race Speed = 70.79 mph

Weather / Track : Cloudy / Dry

These results are provisional until the conclusion of any judicial and technical matters.

Date: 16/03/2025 Start: 14:44 Finish: 14:51
 Brands Hatch Indy: 1.2079 miles

Clerk Of Course:	Timekeeper:	<i>Craig Smith</i>	
------------------	-------------	--------------------	--

Results can be found at www.tsl-timing.com

Printed - 14:54 Sunday, 16 March 2025



BMCRC-MRO Championships 2025 - Rnd 1 @ Brands Hatch Indy

MRO Minitwins & Rookie Minitwins

RACE 12 - LAP CHART

LAP 1 @ 14:45:55.580

NO	BEHIND	LAP TIME
1		56.273
22	0.969	57.242
660	1.330	57.603
33	1.395	57.668
19	2.625	58.898
141	3.200	59.473
21	4.153	1:00.426
140	4.486	1:00.759
27	4.776	1:01.049
73	5.663	1:01.936
74	5.919	1:02.192
12	6.426	1:02.699
410	6.463	1:02.736
166	6.699	1:02.972
115	6.733	1:03.006
7	7.033	1:03.306
77	7.727	1:04.000
52	7.876	1:04.149
81	8.624	1:04.897
119	8.895	1:05.168
11	9.167	1:05.440
158	9.276	1:05.549
96	9.713	1:05.986
88	10.188	1:06.461
55	10.303	1:06.576
30	10.689	1:06.962
51	11.083	1:07.356
109	11.971	1:08.244
369	12.837	1:09.110
31	13.100	1:09.373
251	14.157	1:10.430

LAP 2 @ 14:46:47.653

NO	BEHIND	LAP TIME
1		52.073
22	1.497	52.601
33	1.633	52.311
660	2.031	52.774
19	3.050	52.498
141	4.235	53.108
21	5.998	53.918
27	6.430	53.727
140	6.884	54.471
74	7.718	53.872
73	8.015	54.425
410	9.240	54.850
115	9.881	55.221
12	9.948	55.595
7	10.308	55.348
166	10.712	56.086
52	11.634	55.831
77	11.700	56.046
81	12.772	56.221
119	12.920	56.098
158	13.844	56.641
96	13.860	56.220
11	14.190	57.096
88	15.177	57.062
55	15.830	57.600
30	16.088	57.472
51	16.922	57.912
109	19.036	59.138
369	21.591	1:00.827

LAP 3 @ 14:47:39.338

NO	BEHIND	LAP TIME
1		51.685
22	2.135	52.323
33	2.213	52.265
660	2.398	52.052
19	3.930	52.565
141	5.568	53.018
21	7.942	53.629
27	8.286	53.541
140	9.128	53.929
74	9.637	53.604
73	9.899	53.569
410	11.407	53.852
115	12.516	54.320
12	13.512	55.249
166	13.629	54.602
7	13.696	55.073
52	15.210	55.261
77	16.163	56.148
81	16.482	55.395
119	16.885	55.650
96	17.270	55.095
11	19.652	57.147
88	21.023	57.531
158	21.191	59.032
55	21.267	57.122
30	21.713	57.310
51	23.037	57.800
109	25.506	58.155
369	28.592	58.686
31	29.861	59.850
251	30.961	59.803

LAP 4 @ 14:48:30.970

NO	BEHIND	LAP TIME
1		51.632
22	2.828	52.325
33	3.043	52.462
660	3.232	52.466
19	5.018	52.720
141	6.956	53.020
21	9.981	53.671
27	10.120	53.466
140	11.149	53.653
73	11.673	53.406
74	11.740	53.735
410	13.180	53.405
115	15.545	54.661
166	16.958	54.961
12	17.266	55.386
7	17.336	55.272
52	18.293	54.715
77	20.652	56.121
81	20.831	55.981
119	21.146	55.893
96	21.335	55.697
11	24.386	56.366
88	26.852	57.461
55	26.898	57.263
30	27.123	57.042
51	28.712	57.307

LAP 5 @ 14:49:22.577

NO	BEHIND	LAP TIME
1		51.607
22	4.059	52.838
33	4.254	52.818
660	4.374	52.749
19	6.266	52.855
141	8.495	53.146
21	12.060	53.686
27	12.139	53.626
73	13.699	53.633
140	13.886	54.344
74	14.142	54.009
410	15.428	53.855
115	18.261	54.323
12	20.747	55.088
7	20.789	55.060
166	20.876	55.525
52	20.978	54.292
77	25.234	56.189
96	25.537	55.809
81	25.568	56.344
119	25.595	56.056
11	28.892	56.113
88	32.743	57.498
55	32.796	57.505
30	33.344	57.828
51	34.522	57.417
109	37.098	57.572
369	43.673	59.235
31	46.920	1:00.116
251	47.922	1:00.271

LAP 6 @ 14:50:14.012

NO	BEHIND	LAP TIME
1		51.435
22	4.900	52.276
33	5.059	52.240
660	5.340	52.401
19	8.140	53.309
141	10.276	53.216
21	14.293	53.668
27	14.362	53.658
73	15.671	53.407
140	16.244	53.793
74	16.771	54.064
410	18.323	54.330
115	21.672	54.846
166	24.887	55.446
12	25.114	55.802
7	25.240	55.886
52	25.320	55.777
77	29.714	55.915
96	29.783	55.681
81	30.022	55.889
119	30.363	56.203
11	33.447	55.990
88	38.512	57.204
55	38.606	57.245
30	39.146	57.237

LAP 7 @ 14:51:06.176

NO	BEHIND	LAP TIME
1		52.164
369	1 Lap	1:01.406
31	1 Lap	59.983
22	4.833	52.097
33	5.066	52.171
251	1 Lap	1:00.893
660	5.251	52.075
19	8.541	52.565
141	10.974	52.862
27	15.256	53.058
21	15.590	53.461
73	16.756	53.249
140	17.401	53.321
74	18.234	53.627
410	19.800	53.641
115	24.646	55.138
52	27.823	54.667
12	28.041	55.091
166	28.176	55.453
7	28.476	55.400
96	33.045	55.426
77	33.998	56.448
81	34.081	56.223
119	34.171	55.972
11	37.099	55.816
88	43.237	56.889
55	43.528	57.086
30	43.791	56.809
51	44.383	56.542
109	48.663	57.371

LAP 8 @ 14:51:58.004

NO	BEHIND	LAP TIME
1		51.828
22	5.909	52.904
33	6.090	52.852
660	6.323	52.900
369	1 Lap	58.700
19	9.735	53.022
31	1 Lap	59.113
141	12.521	53.375
251	1 Lap	1:01.120
27	16.374	52.946
21	16.870	53.108
73	18.165	53.237
140	18.927	53.354
74	21.244	54.838
410	21.304	53.332
115	27.242	54.424
12	30.748	54.535
52	30.818	54.823
166	31.294	54.946
7	31.315	54.667
96	35.858	54.641
77	38.031	55.861
119	38.158	55.815
81	38.252	55.999
11	41.257	55.986
88	48.124	56.715
55	48.426	56.726

LAP 9 @ 14:51:58.004

30	48.866	56.903
51	49.430	56.875
109	54.786	57.951

BMCRC-MRO Championships 2025 - Rnd 1 @ Brands Hatch Indy

MRO Minitwins & Rookie Minitwins

RACE 12 - POSITION CHART

No	Name	Lap								
		Pos	1	2	3	4	5	6	7	8
1	TWYFORD	1	1	1	1	1	1	1	1	1
660	HARRIS	2	22	22	22	22	22	22	22	22
33	COSTIN	3	660	33	33	33	33	33	33	33
22	DOWDS	4	33	660	660	660	660	660	660	660
19	LILLEY	5	19	19	19	19	19	19	19	19
141	HARRIS	6	141	141	141	141	141	141	141	141
21	FINNIS	7	21	21	21	21	21	21	27	27
140	SALES	8	140	27	27	27	27	27	21	21
66	DUCRAN	9	27	140	140	140	73	73	73	73
27	BETTIS	10	73	74	74	73	140	140	140	140
12	TAYLOR	11	74	73	73	74	74	74	74	74
73	SIMS	12	12	410	410	410	410	410	410	410
74	BLACK	13	410	115	115	115	115	115	115	115
52	EGGINTON	14	166	12	12	166	12	166	52	12
69	GRIFFITHS	15	115	7	166	12	7	12	12	52
115	MAHER	16	7	166	7	7	166	7	166	166
166	KING	17	77	52	52	52	52	52	7	7
119	HEALEY	18	52	77	77	77	77	77	96	96
410	GUILLERY	19	81	81	81	81	96	96	77	77
7	LECOQ	20	119	119	119	119	81	81	81	119
77	CRISP	21	11	158	96	96	119	119	119	81
88	ELLIOTT	22	158	96	11	11	11	11	11	11
11	OSBORNE	23	96	11	88	88	88	88	88	88
158	BRENNAN	24	88	88	158	55	55	55	55	55
81	MAY	25	55	55	55	30	30	30	30	30
30	LUFF	26	30	30	30	51	51	51	51	51
51	DURANT	27	51	51	51	109	109	109	109	109
55	MANSON-CHUBB	28	109	109	109	369	369	369	369	
109	PARSONS	29	369	369	369	31	31	31	31	
369	LINDSAY	30	31	31	31	251	251	251	251	
31	BUTLER	31	251	251	251					
251	FERRIS	32								
96	HOWARTH	33								

BMCRC-MRO Championships 2025 - Rnd 1 @ Brands Hatch Indy

MRO Minitwins & Rookie Minitwins

RACE 12 - SECTOR ANALYSIS



SECTOR 1 = FL to I1, SECTOR 2 = I1 to FL, DIFF = Difference To Personal Best Lap, P = Crossed Finish Line in Pit Lane, D = Time Disallowed

P1		1		David TWYFORD		Suzuki SV650 - IMP Racing, MHP, Chris Cowan	
IDEAL LAP TIME : 51.292		BEST LAP TIME : 51.435		DIFFERENCE : 0.143			
LAP	SECTOR 1	SECTOR 2	LAP TIME	MPH	DIFF	TIME OF DAY	
1 -		21.083	56.273	77.27	4.838	14:45:55.580	
2 -	30.666	21.407	52.073	83.50	0.638	14:46:47.653	
3 -	30.506	21.179	51.685	84.13	0.250	14:47:39.338	
4 -	30.549	21.083	51.632 (3)	84.22	0.197	14:48:30.970	
5 -	30.568	21.039	51.607 (2)	84.26	0.172	14:49:22.577	
6 -	30.649	20.786	51.435 (1)	84.54		14:50:14.012	
7 -	31.045	21.119	52.164	83.36	0.729	14:51:06.176	
8 -	30.811	21.017	51.828	83.90	0.393	14:51:58.004	

P2		22		Darren DOWDS		Suzuki SV650 - Sublime Dsg Ltd	
IDEAL LAP TIME : 51.951		BEST LAP TIME : 52.097		DIFFERENCE : 0.146			
LAP	SECTOR 1	SECTOR 2	LAP TIME	MPH	DIFF	TIME OF DAY	
1 -		21.189	57.242	75.96	5.145	14:45:56.549	
2 -	31.283	21.318	52.601	82.67	0.504	14:46:49.150	
3 -	31.076	21.247	52.323 (3)	83.11	0.226	14:47:41.473	
4 -	31.042	21.283	52.325	83.10	0.228	14:48:33.798	
5 -	31.472	21.366	52.838	82.30	0.741	14:49:26.636	
6 -	31.048	21.228	52.276 (2)	83.18	0.179	14:50:18.912	
7 -	30.900	21.197	52.097 (1)	83.47		14:51:11.009	
8 -	31.853	21.051	52.904	82.19	0.807	14:52:03.913	

P3		33		Steve COSTIN		Suzuki SV650 - Sublime Designs / ATP Motorsport	
IDEAL LAP TIME : 51.990		BEST LAP TIME : 52.171		DIFFERENCE : 0.181			
LAP	SECTOR 1	SECTOR 2	LAP TIME	MPH	DIFF	TIME OF DAY	
1 -		21.052	57.668	75.40	5.497	14:45:56.975	
2 -	31.114	21.197	52.311	83.12	0.140	14:46:49.286	
3 -	31.127	21.138	52.265 (3)	83.20	0.094	14:47:41.551	
4 -	31.195	21.267	52.462	82.89	0.291	14:48:34.013	
5 -	31.329	21.489	52.818	82.33	0.647	14:49:26.831	
6 -	31.089	21.151	52.240 (2)	83.24	0.069	14:50:19.071	
7 -	31.003	21.168	52.171 (1)	83.35		14:51:11.242	
8 -	31.865	20.987	52.852	82.27	0.681	14:52:04.094	

P4		660		Ronnie HARRIS		Suzuki SV650 -	
IDEAL LAP TIME : 52.052		BEST LAP TIME : 52.052		DIFFERENCE : 0.000			
LAP	SECTOR 1	SECTOR 2	LAP TIME	MPH	DIFF	TIME OF DAY	
1 -		21.201	57.603	75.49	5.551	14:45:56.910	
2 -	31.506	21.268	52.774	82.40	0.722	14:46:49.684	
3 -	30.936	21.116	52.052 (1)	83.54		14:47:41.736	
4 -	31.234	21.232	52.466	82.88	0.414	14:48:34.202	
5 -	31.294	21.455	52.749	82.43	0.697	14:49:26.951	
6 -	31.099	21.302	52.401 (3)	82.98	0.349	14:50:19.352	
7 -	30.944	21.131	52.075 (2)	83.50	0.023	14:51:11.427	
8 -	31.766	21.134	52.900	82.20	0.848	14:52:04.327	

P5		19		Kevin LILLEY		Suzuki SV650 - Trafalgar Cleaning Eqpt. / Steve Jordan Motorcy	
IDEAL LAP TIME : 52.414		BEST LAP TIME : 52.498		DIFFERENCE : 0.084			
LAP	SECTOR 1	SECTOR 2	LAP TIME	MPH	DIFF	TIME OF DAY	
1 -		21.422	58.898	73.83	6.400	14:45:58.205	
2 -	31.271	21.227	52.498 (1)	82.83		14:46:50.703	
3 -	31.187	21.378	52.565 (2)	82.72	0.067	14:47:43.268	
4 -	31.339	21.381	52.720	82.48	0.222	14:48:35.988	
5 -	31.476	21.379	52.855	82.27	0.357	14:49:28.843	
6 -	31.811	21.498	53.309	81.57	0.811	14:50:22.152	
7 -	31.273	21.292	52.565 (2)	82.72	0.067	14:51:14.717	
8 -	31.459	21.563	53.022	82.01	0.524	14:52:07.739	

BMCRC-MRO Championships 2025 - Rnd 1 @ Brands Hatch Indy

MRO Minitwins & Rookie Minitwins

RACE 12 - SECTOR ANALYSIS



SECTOR 1 = FL to I1, SECTOR 2 = I1 to FL, DIFF = Difference To Personal Best Lap, P = Crossed Finish Line in Pit Lane, D = Time Disallowed

P6 141		Bill HARRIS		Suzuki SV650 -			
IDEAL LAP TIME : 52.862		BEST LAP TIME : 52.862		DIFFERENCE : 0.000			
LAP	SECTOR 1	SECTOR 2	LAP TIME	MPH	DIFF	TIME OF DAY	
1 -		21.784	59.473	73.11	6.611	14:45:58.780	
2 -	31.567	21.541	53.108	81.88	0.246	14:46:51.888	
3 -	31.435	21.583	53.018 (2)	82.02	0.156	14:47:44.906	
4 -	31.447	21.573	53.020 (3)	82.01	0.158	14:48:37.926	
5 -	31.514	21.632	53.146	81.82	0.284	14:49:31.072	
6 -	31.568	21.648	53.216	81.71	0.354	14:50:24.288	
7 -	31.358	21.504	52.862 (1)	82.26		14:51:17.150	
8 -	31.407	21.968	53.375	81.47	0.513	14:52:10.525	

P7 27		Jack BETTIS		Suzuki SV650 - NB Toolmaking, Lewis Allen Lettings & Property			
IDEAL LAP TIME : 52.946		BEST LAP TIME : 52.946		DIFFERENCE : 0.000			
LAP	SECTOR 1	SECTOR 2	LAP TIME	MPH	DIFF	TIME OF DAY	
1 -		21.925	1:01.049	71.23	8.103	14:46:00.356	
2 -	32.176	21.551	53.727	80.93	0.781	14:46:54.083	
3 -	31.771	21.770	53.541	81.22	0.595	14:47:47.624	
4 -	31.977	21.489	53.466 (3)	81.33	0.520	14:48:41.090	
5 -	31.890	21.736	53.626	81.09	0.680	14:49:34.716	
6 -	32.139	21.519	53.658	81.04	0.712	14:50:28.374	
7 -	31.588	21.470	53.058 (2)	81.95	0.112	14:51:21.432	
8 -	31.577	21.369	52.946 (1)	82.13		14:52:14.378	

P8 21		Toby FINNIS		Suzuki SV650R - Tey Farm, Harlow AG, Sublime Dsg Ltd			
IDEAL LAP TIME : 53.108		BEST LAP TIME : 53.108		DIFFERENCE : 0.000			
LAP	SECTOR 1	SECTOR 2	LAP TIME	MPH	DIFF	TIME OF DAY	
1 -		21.964	1:00.426	71.96	7.318	14:45:59.733	
2 -	32.145	21.773	53.918	80.65	0.810	14:46:53.651	
3 -	31.770	21.859	53.629 (3)	81.08	0.521	14:47:47.280	
4 -	31.895	21.776	53.671	81.02	0.563	14:48:40.951	
5 -	31.886	21.800	53.686	81.00	0.578	14:49:34.637	
6 -	32.062	21.606	53.668	81.02	0.560	14:50:28.305	
7 -	31.896	21.565	53.461 (2)	81.34	0.353	14:51:21.766	
8 -	31.595	21.513	53.108 (1)	81.88		14:52:14.874	

P9 73		Ollie SIMS		Suzuki SV650 - Motorbodies Weston Ltd			
IDEAL LAP TIME : 53.088		BEST LAP TIME : 53.237		DIFFERENCE : 0.149			
LAP	SECTOR 1	SECTOR 2	LAP TIME	MPH	DIFF	TIME OF DAY	
1 -		22.312	1:01.936	70.21	8.699	14:46:01.243	
2 -	32.595	21.830	54.425	79.90	1.188	14:46:55.668	
3 -	32.076	21.493	53.569	81.17	0.332	14:47:49.237	
4 -	31.663	21.743	53.406 (3)	81.42	0.169	14:48:42.643	
5 -	31.760	21.873	53.633	81.08	0.396	14:49:36.276	
6 -	31.829	21.578	53.407	81.42	0.170	14:50:29.683	
7 -	31.803	21.446	53.249 (2)	81.66	0.012	14:51:22.932	
8 -	31.812	21.425	53.237 (1)	81.68		14:52:16.169	

P10 140		Daniel SALES		Suzuki SV650 - Team Freddie, Ron & Frankie			
IDEAL LAP TIME : 53.266		BEST LAP TIME : 53.321		DIFFERENCE : 0.055			
LAP	SECTOR 1	SECTOR 2	LAP TIME	MPH	DIFF	TIME OF DAY	
1 -		21.897	1:00.759	71.57	7.438	14:46:00.066	
2 -	32.845	21.626	54.471	79.83	1.150	14:46:54.537	
3 -	32.141	21.788	53.929	80.63	0.608	14:47:48.466	
4 -	31.900	21.753	53.653 (3)	81.05	0.332	14:48:42.119	
5 -	32.249	22.095	54.344	80.01	1.023	14:49:36.463	
6 -	32.314	21.479	53.793	80.83	0.472	14:50:30.256	
7 -	31.955	21.366	53.321 (1)	81.55		14:51:23.577	
8 -	31.914	21.440	53.354 (2)	81.50	0.033	14:52:16.931	

BMCRC-MRO Championships 2025 - Rnd 1 @ Brands Hatch Indy

MRO Minitwins & Rookie Minitwins

RACE 12 - SECTOR ANALYSIS



SECTOR 1 = FL to I1, SECTOR 2 = I1 to FL, DIFF = Difference To Personal Best Lap, P = Crossed Finish Line in Pit Lane, D = Time Disallowed

P11 74		Daniel BLACK		Suzuki SV650 - Dad			
IDEAL LAP TIME : 53.561		BEST LAP TIME : 53.604		DIFFERENCE : 0.043			
LAP	SECTOR 1	SECTOR 2	LAP TIME	MPH	DIFF	TIME OF DAY	
1 -		22.429	1:02.192	69.92	8.588	14:46:01.499	
2 -	32.035	21.837	53.872	80.72	0.268	14:46:55.371	
3 -	31.814	21.790	53.604 (1)	81.12		14:47:48.975	
4 -	31.771	21.964	53.735 (3)	80.92	0.131	14:48:42.710	
5 -	32.157	21.852	54.009	80.51	0.405	14:49:36.719	
6 -	32.259	21.805	54.064	80.43	0.460	14:50:30.783	
7 -	31.834	21.793	53.627 (2)	81.08	0.023	14:51:24.410	
8 -	32.330	22.508	54.838	79.29	1.234	14:52:19.248	

P12 410		Noah GUILLERY		Suzuki SV650 - MDM-R/ ACT Systems/ Ultimate clean			
IDEAL LAP TIME : 53.154		BEST LAP TIME : 53.332		DIFFERENCE : 0.178			
LAP	SECTOR 1	SECTOR 2	LAP TIME	MPH	DIFF	TIME OF DAY	
1 -		22.430	1:02.736	69.31	9.404	14:46:02.043	
2 -	32.809	22.041	54.850	79.28	1.518	14:46:56.893	
3 -	31.954	21.898	53.852	80.75	0.520	14:47:50.745	
4 -	31.571	21.834	53.405 (2)	81.42	0.073	14:48:44.150	
5 -	31.921	21.934	53.855	80.74	0.523	14:49:38.005	
6 -	32.466	21.864	54.330	80.04	0.998	14:50:32.335	
7 -	31.813	21.828	53.641 (3)	81.06	0.309	14:51:25.976	
8 -	31.749	21.583	53.332 (1)	81.53		14:52:19.308	

P13 115		Brian MAHER		Suzuki SV650 - Spraytech /Espresso Solutions			
IDEAL LAP TIME : 54.209		BEST LAP TIME : 54.320		DIFFERENCE : 0.111			
LAP	SECTOR 1	SECTOR 2	LAP TIME	MPH	DIFF	TIME OF DAY	
1 -		22.267	1:03.006	69.01	8.686	14:46:02.313	
2 -	33.214	22.007	55.221	78.74	0.901	14:46:57.534	
3 -	32.280	22.040	54.320 (1)	80.05		14:47:51.854	
4 -	32.466	22.195	54.661	79.55	0.341	14:48:46.515	
5 -	32.394	21.929	54.323 (2)	80.05	0.003	14:49:40.838	
6 -	32.861	21.985	54.846	79.28	0.526	14:50:35.684	
7 -	32.950	22.188	55.138	78.86	0.818	14:51:30.822	
8 -	32.425	21.999	54.424 (3)	79.90	0.104	14:52:25.246	

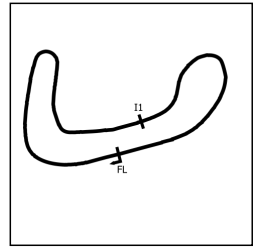
P14 12		Russell TAYLOR		Suzuki SV650 -			
IDEAL LAP TIME : 54.519		BEST LAP TIME : 54.535		DIFFERENCE : 0.016			
LAP	SECTOR 1	SECTOR 2	LAP TIME	MPH	DIFF	TIME OF DAY	
1 -		22.519	1:02.699	69.35	8.164	14:46:02.006	
2 -	33.227	22.368	55.595	78.21	1.060	14:46:57.601	
3 -	32.961	22.288	55.249	78.70	0.714	14:47:52.850	
4 -	33.092	22.294	55.386	78.51	0.851	14:48:48.236	
5 -	32.663	22.425	55.088 (2)	78.93	0.553	14:49:43.324	
6 -	33.388	22.414	55.802	77.92	1.267	14:50:39.126	
7 -	33.040	22.051	55.091 (3)	78.93	0.556	14:51:34.217	
8 -	32.468	22.067	54.535 (1)	79.73		14:52:28.752	

P15 52		James EGGINTON		Suzuki SV650 - Advance Computer Services - www.ACS.co.uk			
IDEAL LAP TIME : 54.292		BEST LAP TIME : 54.292		DIFFERENCE : 0.000			
LAP	SECTOR 1	SECTOR 2	LAP TIME	MPH	DIFF	TIME OF DAY	
1 -		22.869	1:04.149	67.78	9.857	14:46:03.456	
2 -	33.352	22.479	55.831	77.88	1.539	14:46:59.287	
3 -	32.966	22.295	55.261	78.69	0.969	14:47:54.548	
4 -	32.667	22.048	54.715 (3)	79.47	0.423	14:48:49.263	
5 -	32.481	21.811	54.292 (1)	80.09		14:49:43.555	
6 -	33.602	22.175	55.777	77.96	1.485	14:50:39.332	
7 -	32.681	21.986	54.667 (2)	79.54	0.375	14:51:33.999	
8 -	32.836	21.987	54.823	79.32	0.531	14:52:28.822	

BMCRC-MRO Championships 2025 - Rnd 1 @ Brands Hatch Indy

MRO Minitwins & Rookie Minitwins

RACE 12 - SECTOR ANALYSIS



SECTOR 1 = FL to I1, SECTOR 2 = I1 to FL, DIFF = Difference To Personal Best Lap, P = Crossed Finish Line in Pit Lane, D = Time Disallowed

P16 166		Ben KING		Suzuki SV650 -		
IDEAL LAP TIME : 54.602		BEST LAP TIME : 54.602		DIFFERENCE : 0.000		
LAP	SECTOR 1	SECTOR 2	LAP TIME	MPH	DIFF	TIME OF DAY
1 -		22.344	1:02.972	69.05	8.370	14:46:02.279
2 -	33.797	22.289	56.086	77.53	1.484	14:46:58.365
3 -	32.690	21.912	54.602 (1)	79.64		14:47:52.967
4 -	32.820	22.141	54.961 (3)	79.12	0.359	14:48:47.928
5 -	32.940	22.585	55.525	78.31	0.923	14:49:43.453
6 -	33.163	22.283	55.446	78.42	0.844	14:50:38.899
7 -	33.240	22.213	55.453	78.41	0.851	14:51:34.352
8 -	32.892	22.054	54.946 (2)	79.14	0.344	14:52:29.298

P17 7		Esteban LECOQ		Suzuki SV650 SK5 -		
IDEAL LAP TIME : 54.566		BEST LAP TIME : 54.667		DIFFERENCE : 0.101		
LAP	SECTOR 1	SECTOR 2	LAP TIME	MPH	DIFF	TIME OF DAY
1 -		22.446	1:03.306	68.69	8.639	14:46:02.613
2 -	33.412	21.936	55.348	78.56	0.681	14:46:57.961
3 -	33.262	21.811	55.073 (3)	78.96	0.406	14:47:53.034
4 -	33.108	22.164	55.272	78.67	0.605	14:48:48.306
5 -	32.864	22.196	55.060 (2)	78.97	0.393	14:49:43.366
6 -	33.519	22.367	55.886	77.81	1.219	14:50:39.252
7 -	33.522	21.878	55.400	78.49	0.733	14:51:34.652
8 -	32.755	21.912	54.667 (1)	79.54		14:52:29.319

P18 96 RMT		William HOWARTH		Suzuki SV650 -		
IDEAL LAP TIME : 54.641		BEST LAP TIME : 54.641		DIFFERENCE : 0.000		
LAP	SECTOR 1	SECTOR 2	LAP TIME	MPH	DIFF	TIME OF DAY
1 -		22.910	1:05.986	65.90	11.345	14:46:05.293
2 -	33.732	22.488	56.220	77.34	1.579	14:47:01.513
3 -	32.951	22.144	55.095 (2)	78.92	0.454	14:47:56.608
4 -	33.372	22.325	55.697	78.07	1.056	14:48:52.305
5 -	33.361	22.448	55.809	77.91	1.168	14:49:48.114
6 -	33.249	22.432	55.681	78.09	1.040	14:50:43.795
7 -	33.399	22.027	55.426 (3)	78.45	0.785	14:51:39.221
8 -	32.693	21.948	54.641 (1)	79.58		14:52:33.862

P19 77 RMT		Joshua CRISP		Suzuki SV650 - JMC Guitarworks		
IDEAL LAP TIME : 55.833		BEST LAP TIME : 55.861		DIFFERENCE : 0.028		
LAP	SECTOR 1	SECTOR 2	LAP TIME	MPH	DIFF	TIME OF DAY
1 -		22.739	1:04.000	67.94	8.139	14:46:03.307
2 -	33.352	22.694	56.046 (3)	77.58	0.185	14:46:59.353
3 -	33.547	22.601	56.148	77.44	0.287	14:47:55.501
4 -	33.286	22.835	56.121	77.48	0.260	14:48:51.622
5 -	33.430	22.759	56.189	77.39	0.328	14:49:47.811
6 -	33.314	22.601	55.915 (2)	77.77	0.054	14:50:43.726
7 -	33.681	22.767	56.448	77.03	0.587	14:51:40.174
8 -	33.232	22.629	55.861 (1)	77.84		14:52:36.035

P20 119		Simon HEALEY		Suzuki SV650 - Popular Tyres Ltd / Pro Parts Ltd		
IDEAL LAP TIME : 55.607		BEST LAP TIME : 55.650		DIFFERENCE : 0.043		
LAP	SECTOR 1	SECTOR 2	LAP TIME	MPH	DIFF	TIME OF DAY
1 -		23.350	1:05.168	66.72	9.518	14:46:04.475
2 -	33.745	22.353	56.098	77.51	0.448	14:47:00.573
3 -	33.448	22.202	55.650 (1)	78.14		14:47:56.223
4 -	33.537	22.356	55.893 (3)	77.80	0.243	14:48:52.116
5 -	33.405	22.651	56.056	77.57	0.406	14:49:48.172
6 -	33.890	22.313	56.203	77.37	0.553	14:50:44.375
7 -	33.563	22.409	55.972	77.69	0.322	14:51:40.347
8 -	33.604	22.211	55.815 (2)	77.91	0.165	14:52:36.162

BMCRC-MRO Championships 2025 - Rnd 1 @ Brands Hatch Indy

MRO Minitwins & Rookie Minitwins

RACE 12 - SECTOR ANALYSIS



SECTOR 1 = FL to I1, SECTOR 2 = I1 to FL, DIFF = Difference To Personal Best Lap, P = Crossed Finish Line in Pit Lane, D = Time Disallowed

P21 81		Malvern MAY		Suzuki SV650 - IMP racing			
IDEAL LAP TIME : 55.306		BEST LAP TIME : 55.395		DIFFERENCE : 0.089			
LAP	SECTOR 1	SECTOR 2	LAP TIME	MPH	DIFF	TIME OF DAY	
1 -		23.334	1:04.897	67.00	9.502	14:46:04.204	
2 -	33.556	22.665	56.221	77.34	0.826	14:47:00.425	
3 -	33.255	22.140	55.395 (1)	78.50		14:47:55.820	
4 -	33.166	22.815	55.981 (3)	77.68	0.586	14:48:51.801	
5 -	33.557	22.787	56.344	77.17	0.949	14:49:48.145	
6 -	33.456	22.433	55.889 (2)	77.80	0.494	14:50:44.034	
7 -	33.900	22.323	56.223	77.34	0.828	14:51:40.257	
8 -	33.411	22.588	55.999	77.65	0.604	14:52:36.256	

P22 11		Mark OSBORNE		Suzuki SV650 -			
IDEAL LAP TIME : 55.750		BEST LAP TIME : 55.816		DIFFERENCE : 0.066			
LAP	SECTOR 1	SECTOR 2	LAP TIME	MPH	DIFF	TIME OF DAY	
1 -		23.571	1:05.440	66.45	9.624	14:46:04.747	
2 -	34.139	22.957	57.096	76.16	1.280	14:47:01.843	
3 -	34.108	23.039	57.147	76.09	1.331	14:47:58.990	
4 -	33.602	22.764	56.366	77.14	0.550	14:48:55.356	
5 -	33.240	22.873	56.113	77.49	0.297	14:49:51.469	
6 -	33.294	22.696	55.990 (3)	77.66	0.174	14:50:47.459	
7 -	33.306	22.510	55.816 (1)	77.90		14:51:43.275	
8 -	33.393	22.593	55.986 (2)	77.67	0.170	14:52:39.261	

P23 88		Kirt ELLIOTT		Suzuki SV 650 -			
IDEAL LAP TIME : 56.715		BEST LAP TIME : 56.715		DIFFERENCE : 0.000			
LAP	SECTOR 1	SECTOR 2	LAP TIME	MPH	DIFF	TIME OF DAY	
1 -		23.758	1:06.461	65.43	9.746	14:46:05.768	
2 -	34.051	23.011	57.062 (3)	76.20	0.347	14:47:02.830	
3 -	34.195	23.336	57.531	75.58	0.816	14:48:00.361	
4 -	34.244	23.217	57.461	75.67	0.746	14:48:57.822	
5 -	34.294	23.204	57.498	75.63	0.783	14:49:55.320	
6 -	34.136	23.068	57.204	76.01	0.489	14:50:52.524	
7 -	33.814	23.075	56.889 (2)	76.44	0.174	14:51:49.413	
8 -	33.776	22.939	56.715 (1)	76.67		14:52:46.128	

P24 55		Magnus MANSON-CHUBB		Suzuki SV650 -			
IDEAL LAP TIME : 56.552		BEST LAP TIME : 56.726		DIFFERENCE : 0.174			
LAP	SECTOR 1	SECTOR 2	LAP TIME	MPH	DIFF	TIME OF DAY	
1 -		23.649	1:06.576	65.31	9.850	14:46:05.883	
2 -	34.411	23.189	57.600	75.49	0.874	14:47:03.483	
3 -	34.449	22.673	57.122 (3)	76.12	0.396	14:48:00.605	
4 -	34.236	23.027	57.263	75.94	0.537	14:48:57.868	
5 -	34.486	23.019	57.505	75.62	0.779	14:49:55.373	
6 -	34.294	22.951	57.245	75.96	0.519	14:50:52.618	
7 -	34.132	22.954	57.086 (2)	76.17	0.360	14:51:49.704	
8 -	33.879	22.847	56.726 (1)	76.65		14:52:46.430	

P25 30		David LUFF		Suzuki SV650 - ATP & Sarah O'Neill			
IDEAL LAP TIME : 56.607		BEST LAP TIME : 56.809		DIFFERENCE : 0.202			
LAP	SECTOR 1	SECTOR 2	LAP TIME	MPH	DIFF	TIME OF DAY	
1 -		23.857	1:06.962	64.94	10.153	14:46:06.269	
2 -	34.345	23.127	57.472	75.66	0.663	14:47:03.741	
3 -	34.386	22.924	57.310	75.87	0.501	14:48:01.051	
4 -	34.167	22.875	57.042 (3)	76.23	0.233	14:48:58.093	
5 -	34.335	23.493	57.828	75.19	1.019	14:49:55.921	
6 -	33.956	23.281	57.237	75.97	0.428	14:50:53.158	
7 -	33.797	23.012	56.809 (1)	76.54		14:51:49.967	
8 -	33.732	23.171	56.903 (2)	76.42	0.094	14:52:46.870	

BMCRC-MRO Championships 2025 - Rnd 1 @ Brands Hatch Indy

MRO Minitwins & Rookie Minitwins

RACE 12 - SECTOR ANALYSIS



SECTOR 1 = FL to I1, SECTOR 2 = I1 to FL, DIFF = Difference To Personal Best Lap, P = Crossed Finish Line in Pit Lane, D = Time Disallowed

P26 51		Andrew DURANT		Suzuki SV650 -			
IDEAL LAP TIME : 56.542		BEST LAP TIME : 56.542		DIFFERENCE : 0.000			
LAP	SECTOR 1	SECTOR 2	LAP TIME	MPH	DIFF	TIME OF DAY	
1 -		23.926	1:07.356	64.56	10.814	14:46:06.663	
2 -	34.711	23.201	57.912	75.08	1.370	14:47:04.575	
3 -	34.725	23.075	57.800	75.23	1.258	14:48:02.375	
4 -	33.884	23.423	57.307	75.88	0.765	14:48:59.682	
5 -	34.333	23.084	57.417	75.73	0.875	14:49:57.099	
6 -	34.009	22.909	56.918 (3)	76.40	0.376	14:50:54.017	
7 -	33.673	22.869	56.542 (1)	76.90		14:51:50.559	
8 -	33.858	23.017	56.875 (2)	76.45	0.333	14:52:47.434	

P27 109 RMT		Logan PARSONS		Suzuki SV650 -			
IDEAL LAP TIME : 57.125		BEST LAP TIME : 57.259		DIFFERENCE : 0.134			
LAP	SECTOR 1	SECTOR 2	LAP TIME	MPH	DIFF	TIME OF DAY	
1 -		24.336	1:08.244	63.72	10.985	14:46:07.551	
2 -	35.415	23.723	59.138	73.53	1.879	14:47:06.689	
3 -	34.536	23.619	58.155	74.77	0.896	14:48:04.844	
4 -	33.994	23.265	57.259 (1)	75.94		14:49:02.103	
5 -	34.169	23.403	57.572 (3)	75.53	0.313	14:49:59.675	
6 -	34.228	23.565	57.793	75.24	0.534	14:50:57.468	
7 -	34.240	23.131	57.371 (2)	75.79	0.112	14:51:54.839	
8 -	34.354	23.597	57.951	75.03	0.692	14:52:52.790	

P28 369 RMT		Merlin LINDSAY		Suzuki SV650 -			
IDEAL LAP TIME : 58.067		BEST LAP TIME : 58.686		DIFFERENCE : 0.619			
LAP	SECTOR 1	SECTOR 2	LAP TIME	MPH	DIFF	TIME OF DAY	
1 -		24.502	1:09.110	62.92	10.424	14:46:08.417	
2 -	36.922	23.905	1:00.827	71.49	2.141	14:47:09.244	
3 -	35.024	23.662	58.686 (1)	74.09		14:48:07.930	
4 -	35.386	23.699	59.085 (3)	73.59	0.399	14:49:07.015	
5 -	35.864	23.371	59.235	73.41	0.549	14:50:06.250	
6 -	37.592	23.814	1:01.406	70.81	2.720	14:51:07.656	
7 -	35.657	23.043	58.700 (2)	74.08	0.014	14:52:06.356	

P29 31 RMT		Matthew BUTLER		Suzuki SV650 - Allview Electrical			
IDEAL LAP TIME : 59.113		BEST LAP TIME : 59.113		DIFFERENCE : 0.000			
LAP	SECTOR 1	SECTOR 2	LAP TIME	MPH	DIFF	TIME OF DAY	
1 -		24.483	1:09.373	62.68	10.260	14:46:08.680	
2 -	36.452	24.217	1:00.669	71.67	1.556	14:47:09.349	
3 -	36.282	23.568	59.850 (2)	72.65	0.737	14:48:09.199	
4 -	36.110	24.072	1:00.182	72.25	1.069	14:49:09.381	
5 -	36.221	23.895	1:00.116	72.33	1.003	14:50:09.497	
6 -	36.125	23.858	59.983 (3)	72.49	0.870	14:51:09.480	
7 -	35.833	23.280	59.113 (1)	73.56		14:52:08.593	

P30 251		Craig FERRIS		Suzuki SV650 K6 - IMP Racing, Kelvedon Dog Training			
IDEAL LAP TIME : 59.783		BEST LAP TIME : 59.803		DIFFERENCE : 0.020			
LAP	SECTOR 1	SECTOR 2	LAP TIME	MPH	DIFF	TIME OF DAY	
1 -		24.996	1:10.430	61.74	10.627	14:46:09.737	
2 -	36.509	24.250	1:00.759	71.57	0.956	14:47:10.496	
3 -	35.640	24.163	59.803 (1)	72.71		14:48:10.299	
4 -	35.786	24.143	59.929 (2)	72.56	0.126	14:49:10.228	
5 -	35.698	24.573	1:00.271 (3)	72.15	0.468	14:50:10.499	
6 -	36.125	24.768	1:00.893	71.41	1.090	14:51:11.392	
7 -	36.216	24.904	1:01.120	71.14	1.317	14:52:12.512	

BMCRC-MRO Championships 2025 - Rnd 1 @ Brands Hatch Indy

MRO Minitwins & Rookie Minitwins

RACE 12 - SECTOR ANALYSIS



SECTOR 1 = FL to I1, SECTOR 2 = I1 to FL, DIFF = Difference To Personal Best Lap, P = Crossed Finish Line in Pit Lane, D = Time Disallowed

P31		158		Danny BRENNAN		Suzuki SV650 -	
IDEAL LAP TIME : 56.641		BEST LAP TIME : 56.641		DIFFERENCE : 0.000			
LAP	SECTOR 1	SECTOR 2	LAP TIME	MPH	DIFF	TIME OF DAY	
1 -		23.271	1:05.549	66.34	8.908	14:46:04.856	
2 -	33.865	22.776	56.641 (1)	76.77		14:47:01.497	
3 -	36.172	22.860	59.032 (2)	73.66	2.391	14:48:00.529	

BMCRC-MRO Championships 2025 - Rnd 1 @ Brands Hatch Indy

MRO Minitwins & Rookie Minitwins

RACE 12 - BEST SECTORS

POS	SECTOR 1		SECTOR 2		IDEAL / BEST COMPARISON						
	NO	TIME	NO	TIME	POS	NO	NAME	IDEAL	BEST	DIFF	
								PERFECT LAP	51.292		
1	1	30.506	1	20.786	1	1	TWYFORD	51.292	51.435	0.143	
2	22	30.900	33	20.987	2	22	DOWDS	51.951	52.097	0.146	
3	660	30.936	22	21.051	3	33	COSTIN	51.990	52.171	0.181	
4	33	31.003	660	21.116	4	660	HARRIS	52.052	52.052	0.000	
5	19	31.187	19	21.227	5	19	LILLEY	52.414	52.498	0.084	
6	141	31.358	140	21.366	6	141	HARRIS	52.862	52.862	0.000	
7	410	31.571	27	21.369	7	27	BETTIS	52.946	52.946	0.000	
8	27	31.577	73	21.425	8	73	SIMS	53.088	53.237	0.149	
9	21	31.595	141	21.504	9	21	FINNIS	53.108	53.108	0.000	
10	73	31.663	21	21.513	10	410	GUILLERY	53.154	53.332	0.178	
11	74	31.771	410	21.583	11	140	SALES	53.266	53.321	0.055	
12	140	31.900	74	21.790	12	74	BLACK	53.561	53.604	0.043	
13	115	32.280	52	21.811	13	115	MAHER	54.209	54.320	0.111	
14	12	32.468	7	21.811	14	52	EGGINTON	54.292	54.292	0.000	
15	52	32.481	166	21.912	15	12	TAYLOR	54.519	54.535	0.016	
16	166	32.690	115	21.929	16	7	LECOQ	54.566	54.667	0.101	
17	96	32.693	96	21.948	17	166	KING	54.602	54.602	0.000	
18	7	32.755	12	22.051	18	96	HOWARTH	54.641	54.641	0.000	
19	81	33.166	81	22.140	19	81	MAY	55.306	55.395	0.089	
20	77	33.232	119	22.202	20	119	HEALEY	55.607	55.650	0.043	
21	11	33.240	11	22.510	21	11	OSBORNE	55.750	55.816	0.066	
22	119	33.405	77	22.601	22	77	CRISP	55.833	55.861	0.028	
23	51	33.673	55	22.673	23	51	DURANT	56.542	56.542	0.000	
24	30	33.732	158	22.776	24	55	MANSON-CHUBB	56.552	56.726	0.174	
25	88	33.776	51	22.869	25	30	LUFF	56.607	56.809	0.202	
26	158	33.865	30	22.875	26	158	BRENNAN	56.641	56.641	0.000	
27	55	33.879	88	22.939	27	88	ELLIOTT	56.715	56.715	0.000	
28	109	33.994	369	23.043	28	109	PARSONS	57.125	57.259	0.134	
29	369	35.024	109	23.131	29	369	LINDSAY	58.067	58.686	0.619	
30	251	35.640	31	23.280	30	31	BUTLER	59.113	59.113	0.000	
31	31	35.833	251	24.143	31	251	FERRIS	59.783	59.803	0.020	
32											
33											

BMCRC-MRO Championships 2025 - Rnd 1 @ Brands Hatch Indy

MRO Minitwins & Rookie Minitwins

RACE 12 - STATISTICS

Competitors Started 33
Planned Start 2025-03-16 @ 14:42:00.000
Actual Start 2025-03-16 @ 14:44:59.306
Finish Time 2025-03-16 @ 14:51:58.003
Track Length 1.2079mi.
Total Laps 240
Total Distance Covered 289.9069mi.

Session Fastest Lap History

NO	CL	NAME	LAP TIME	TIME OF DAY	LAP	VEHICLE
1		David TWYFORD	52.073	14:46:47.676	2	Suzuki SV650
1		David TWYFORD	51.685	14:47:39.361	3	Suzuki SV650
1		David TWYFORD	51.632	14:48:30.993	4	Suzuki SV650
1		David TWYFORD	51.607	14:49:22.599	5	Suzuki SV650
1		David TWYFORD	51.435	14:50:14.035	6	Suzuki SV650

Session Leader History

NO	CL	NAME	FROM LAP	LAPS LED	DISTANCE	VEHICLE
1		David TWYFORD	1	8	9.66 miles	Suzuki SV650

Flag History

TYPE	TIME OF DAY
GREEN	14:44:59.306
FINISH	14:51:58.003

Flag Statistics

TYPE	COUNT	TOTAL LAPS	TOTAL TIME
Green	1	8	8:00.628
Red	0	0	0.000
Safety Car	0	0	0.000
FCY	0	0	0.000

BMCRC-MRO Championships 2025 - Rnd 1 @ Brands Hatch Indy

MRO Minitwins & Rookie Minitwins

RACE 12 - STATISTICS

CLASS :

28 Starters

Fastest Lap History

NO	NAME	LAP TIME	TIME OF DAY	LAP	VEHICLE
1	David TWYFORD	52.073	14:46:47.676	2	Suzuki SV650
1	David TWYFORD	51.685	14:47:39.361	3	Suzuki SV650
1	David TWYFORD	51.632	14:48:30.993	4	Suzuki SV650
1	David TWYFORD	51.607	14:49:22.599	5	Suzuki SV650
1	David TWYFORD	51.435	14:50:14.035	6	Suzuki SV650

Leader History

NO	NAME	FROM LAP	LAPS LED	DISTANCE	VEHICLE
1	David TWYFORD	1	8	9.66 miles	Suzuki SV650

BMCRC-MRO Championships 2025 - Rnd 1 @ Brands Hatch Indy

MRO Minitwins & Rookie Minitwins

RACE 12 - STATISTICS

CLASS : RMT

5 Starters

Fastest Lap History

NO	NAME	LAP TIME	TIME OF DAY	LAP	VEHICLE
77	Joshua CRISP	56.046	14:46:59.353	2	Suzuki SV650
96	William HOWARTH	55.095	14:47:56.626	3	Suzuki SV650
96	William HOWARTH	54.641	14:52:33.880	8	Suzuki SV650

Leader History

NO	NAME	FROM LAP	LAPS LED	DISTANCE	VEHICLE
77	Joshua CRISP	1	6	7.24 miles	Suzuki SV650
96	William HOWARTH	7	2	2.41 miles	Suzuki SV650



ACU KAWASAKI TEAM GREEN JUNIOR CUP & SENIOR NINJA SERIES / REVDCOIN BMZRC 250 MZs



BMCRC-MRO Championships – Round 1
Brands Hatch Indy
15th/16th March 2025



SPORTS TIMING

TIMING SOLUTIONS LTD

Timing & Results Provided by Timing Solutions Ltd

www.tsl-timing.com



BrandsHatch

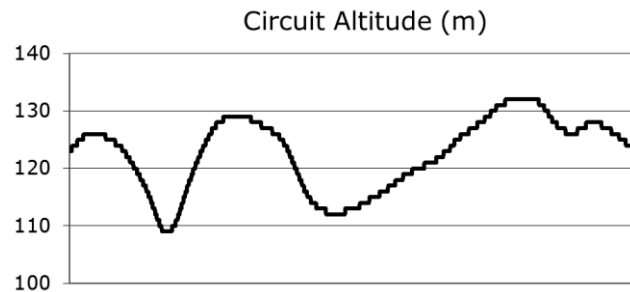
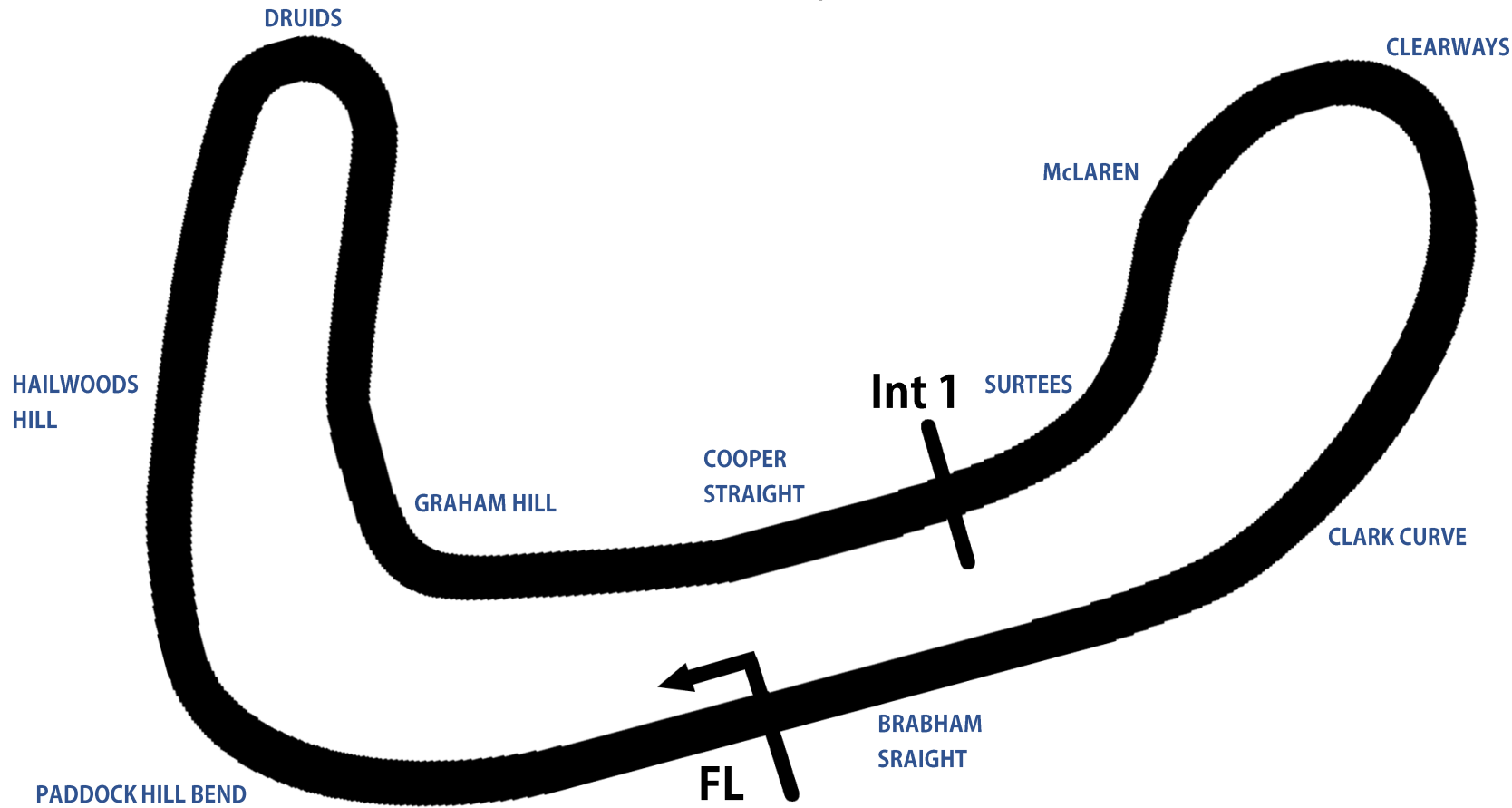
Brands Hatch Indy Circuit

Fawkham, Longfield, Kent, UK



SPORTS TIMING

TIMING SOLUTIONS LTD



Length	1.2079 miles 1.944 km 1944.0 m		
FL		51.36032 N	0.26032 E
Int 1	1112m	51.35934 N	0.25955 E
Pit Entry	1669m	51.35911 N	0.25743 E
Pit Exit	26m after FL	51.36017 N	0.26051 E
Pit Entry - Pit Exit	277m, 19.9s @ 50kph, 16.6s @ 60kph		



BMCRC-MRO Championships 2025 - Rnd 1 @ Brands Hatch Indy

ACU Team Green Junior Cup & Senior Ninjas & 250MZ

QUALIFYING - CLASSIFICATION

POS	NO	CL	PIC	NAME	ENTRY	TIME	ON	LAPS	GAP	DIFF	MPH
1	17	S	1	Daryn BUSA	Kawasaki NINJA 400 - iActiveRC	57.228	3	10			75.98
2	257*	J	1	Henry McCARTNEY	Kawasaki NINJA - ERECT SCAFFOLDING/ Dannywebl	57.250	10	10	0.022	0.022	75.95
3	6	J	2	Kian BUSA	Kawasaki NINJA 400 - iActiveRC	57.411	3	10	0.183	0.161	75.74
4	112	J	3	Ruben BRAY	Kawasaki 300/400 -	57.646	9	10	0.418	0.235	75.43
5	217	J	4	Hudson COOPER	Kawasaki NINJA -	57.833	5	10	0.605	0.187	75.19
6	7	J	5	Travis ROOKER	Kawasaki NINJA 400 - Swedish car connection	57.860	10	10	0.632	0.027	75.15
7	185	J	6	Billy CARTER	Kawasaki NINJA 400 - A&M pure engineering	58.245	4	10	1.017	0.385	74.66
8	25	J	7	Chloe GLEESON	Kawasaki NINJA - Danny Webb's GP Camp	58.449	5	10	1.221	0.204	74.39
9	46	J	8	Isobel CARTER	Kawasaki 400 - R&G	58.693	9	10	1.465	0.244	74.09
10	69	MZ	1	Alexander MANN	Mz TS 250 - HS Racing	58.933	4	10	1.705	0.240	73.78
11	27	J	9	Alfie GARROD	Kawasaki NINJA 400 -	59.087	8	9	1.859	0.154	73.59
12	125	J	10	Isabelle WINGATE	Kawasaki NINJA 400 -	59.257	10	10	2.029	0.170	73.38
13	85	MZ	2	Andrew WALES	MZ ETZ 250 - Show Control International	59.398	3	10	2.170	0.141	73.21
14	81	J	11	Blake WILSON	Kawasaki NINJA 401 - BSL home improvements	59.514	8	10	2.286	0.116	73.06
15	96	MZ	3	Chris KENT	MZ TS 250 -	59.703	3	10	2.475	0.189	72.83
16	13	MZ	4	Gordon RYAN	MZ 250 - Prism Work Psychology	1:00.600	8	9	3.372	0.897	71.75
17	124*	J	12	Harley BAKER	Kawasaki NINJA 400 -	1:00.830	5	9	3.602	0.230	71.48
18	461	J	13	Sid MARSHALL	Kawasaki NINJA 400 -	1:00.836	7	9	3.608	0.006	71.48
19	37	MZ	5	Harry LAMACRAFT	MZ ETZ 250 - All Flower No Power	1:00.900	8	9	3.672	0.064	71.40
20	75	MZ	6	Peter WOODALL	MZ ETZ 250 - RevdCoin	1:01.069	4	5	3.841	0.169	71.20
21	95	MZ	7	Christopher ROGERS	Mz ETZ 250 - CB Racing	1:01.219	3	6	3.991	0.150	71.03
22	33	S	2	Patrick KLINGE	Kawasaki NINJA 400 - Klingklong Racing	1:01.962	7	9	4.734	0.743	70.18
23	40	J	14	Archie ORMROD	Kawasaki NINJA 400 - Prestige Flooring	1:01.997	5	9	4.769	0.035	70.14
24	102	MZ	8	Caleb WRIGHT	MZ 250 ETZ - Clover Investments	1:02.762	8	9	5.534	0.765	69.28
25	14	MZ	9	Andy MARKS	MZ ETZ - Kingpin Components	1:03.104	8	9	5.876	0.342	68.91
26	11	MZ	10	Carl CRIPPS	MZ ETZ250 - MIS UK LTD	1:03.404	4	9	6.176	0.300	68.58
27	9	MZ	11	Gary HOWLETT	MZ TS250 - HS Racing	1:03.547	6	9	6.319	0.143	68.43
28	32	MZ	12	John ASHMEAD	Mz 250 -	1:03.620	2	3	6.392	0.073	68.35
29	54	S	3	Ben SCOTT	Kawasaki NINJA 400 - GI Landscapes VampTech	1:04.156	7	8	6.928	0.536	67.78
30	8*	MZ	13	Rich ASKEW	Mz ETZ - L+R construction	1:04.277	5	9	7.049	0.121	67.65
31	73	S	4	Jemma GRAYSON	Kawasaki NINJA 300 -	1:04.367	8	8	7.139	0.090	67.55
32	58	J	15	Max RHODES	Kawasaki EX 400 - Oliver's mount Mototec	1:04.433	7	9	7.205	0.066	67.49
33	26	J	16	Brooke CHAMPION	Kawasaki 300 NINJA - Dad	1:05.405	5	9	8.177	0.972	66.48
34	166	MZ	14	Graeme LEWIS	MZ 250 - Morris Racing Lubricants #MRL	1:05.631	4	4	8.403	0.226	66.25
35	22	MZ	15	Simon FINCH	MZ ETZ250 -	1:05.699	4	5	8.471	0.068	66.18
36	82	S	5	Joe DENNEY	Kawasaki NINJA 300 -	1:06.238	7	9	9.010	0.539	65.65
37	52	MZ	16	Tony PARKER	MZ 250 - Cancer research uk	1:07.062	7	8	9.834	0.824	64.84
38	5	MZ	17	Garry SAMETT	MZ TS 250 - smallmouse	1:08.394	2	2	11.166	1.332	63.58

* No 8, 124, & 257 - Please fit a working transponder

Weather / Track : Cloudy / Dry

Date: 15/03/2025 Start: 09:00 Finish: 09:10

These results are provisional until the conclusion of any judicial and technical matters.

Brands Hatch Indy: 1.2079 miles

Clerk Of Course:

Timekeeper:

Craig Smith



Results can be found at www.tsl-timing.com

Printed - 09:12 Saturday, 15 March 2025



BMCRC-MRO Championships 2025 - Rnd 1 @ Brands Hatch Indy

ACU Team Green Junior Cup & Senior Ninjas & 250MZ

QUALIFYING - SECTOR ANALYSIS



SECTOR 1 = FL to I1, SECTOR 2 = I1 to FL, DIFF = Difference To Personal Best Lap, P = Crossed Finish Line in Pit Lane, D = Time Disallowed

P1 17 S		Daryn BUSA		Kawasaki NINJA 400 - iActiveRC		
IDEAL LAP TIME : 57.145		BEST LAP TIME : 57.228		DIFFERENCE : 0.083		
LAP	SECTOR 1	SECTOR 2	LAP TIME	MPH	DIFF	TIME OF DAY
1 -	36.646	24.043	1:00.689	71.65	3.461	09:02:21.659
2 -	34.335	23.518	57.853	75.16	0.625	09:03:19.512
3 -	33.863	23.365	57.228 (1)	75.98		09:04:16.740
4 -	34.254	23.329	57.583 (3)	75.51	0.355	09:05:14.323
5 -	33.904	23.773	57.677	75.39	0.449	09:06:12.000
6 -	35.275	23.549	58.824	73.92	1.596	09:07:10.824
7 -	34.439	23.712	58.151	74.78	0.923	09:08:08.975
8 -	34.572	24.116	58.688	74.09	1.460	09:09:07.663
9 -	33.816	23.625	57.441 (2)	75.70	0.213	09:10:05.104
10 -	34.223	23.367	57.590	75.50	0.362	09:11:02.694

P2 257 J		Henry McCARTNEY		Kawasaki NINJA - ERECT SCAFFOLDING/ Dannywebb gp cam		
IDEAL LAP TIME :		BEST LAP TIME : 57.250		DIFFERENCE :		
LAP	SECTOR 1	SECTOR 2	LAP TIME	MPH	DIFF	TIME OF DAY
1 -			1:00.453	71.93	3.203	09:02:17.637
2 -			58.880	73.85	1.630	09:03:16.517
3 -			57.927	75.07	0.677	09:04:14.444
4 -			58.434	74.41	1.184	09:05:12.878
5 -			57.907 (3)	75.09	0.657	09:06:10.785
6 -			1:00.059	72.40	2.809	09:07:10.844
7 -			58.804	73.95	1.554	09:08:09.649
8 -			59.078	73.60	1.828	09:09:08.727
9 -			57.580 (2)	75.52	0.330	09:10:06.307
10 -			57.250 (1)	75.95		09:11:03.557

P3 6 J		Kian BUSA		Kawasaki NINJA 400 - iActiveRC		
IDEAL LAP TIME : 57.298		BEST LAP TIME : 57.411		DIFFERENCE : 0.113		
LAP	SECTOR 1	SECTOR 2	LAP TIME	MPH	DIFF	TIME OF DAY
1 -	35.782	23.575	59.357	73.26	1.946	09:02:17.796
2 -	35.734	23.746	59.480	73.11	2.069	09:03:17.276
3 -	34.293	23.118	57.411 (1)	75.74		09:04:14.687
4 -	34.984	23.464	58.448	74.40	1.037	09:05:13.135
5 -	34.831	23.762	58.593	74.21	1.182	09:06:11.728
6 -	34.638	24.055	58.693	74.09	1.282	09:07:10.421
7 -	34.399	23.961	58.360	74.51	0.949	09:08:08.781
8 -	36.250	24.167	1:00.417	71.97	3.006	09:09:09.198
9 -	34.180	23.826	58.006 (2)	74.96	0.595	09:10:07.204
10 -	34.584	23.426	58.010 (3)	74.96	0.599	09:11:05.214

P4 112 J		Ruben BRAY		Kawasaki 300/400 -		
IDEAL LAP TIME : 57.633		BEST LAP TIME : 57.646		DIFFERENCE : 0.013		
LAP	SECTOR 1	SECTOR 2	LAP TIME	MPH	DIFF	TIME OF DAY
1 -	36.474	24.246	1:00.720	71.61	3.074	09:02:41.400
2 -	36.088	24.075	1:00.163	72.28	2.517	09:03:41.563
3 -	35.594	23.846	59.440	73.15	1.794	09:04:41.003
4 -	34.683	23.421	58.104 (2)	74.84	0.458	09:05:39.107
5 -	35.180	23.504	58.684	74.10	1.038	09:06:37.791
6 -	35.333	23.411	58.744	74.02	1.098	09:07:36.535
7 -	34.549	24.209	58.758	74.00	1.112	09:08:35.293
8 -	34.807	23.369	58.176 (3)	74.74	0.530	09:09:33.469
9 -	34.518	23.128	57.646 (1)	75.43		09:10:31.115
10 -	34.505	23.691	58.196	74.72	0.550	09:11:29.311

BMCRC-MRO Championships 2025 - Rnd 1 @ Brands Hatch Indy

ACU Team Green Junior Cup & Senior Ninjas & 250MZ

QUALIFYING - SECTOR ANALYSIS



SECTOR 1 = FL to I1, SECTOR 2 = I1 to FL, DIFF = Difference To Personal Best Lap, P = Crossed Finish Line in Pit Lane, D = Time Disallowed

P5		217 J Hudson COOPER		Kawasaki NINJA -		
IDEAL LAP TIME : 57.637		BEST LAP TIME : 57.833		DIFFERENCE : 0.196		
LAP	SECTOR 1	SECTOR 2	LAP TIME	MPH	DIFF	TIME OF DAY
1 -	36.299	24.711	1:01.010	71.27	3.177	09:02:36.829
2 -	35.826	24.207	1:00.033	72.43	2.200	09:03:36.862
3 -	34.497	23.834	58.331 (3)	74.55	0.498	09:04:35.193
4 -	34.116	24.264	58.380	74.48	0.547	09:05:33.573
5 -	34.167	23.666	57.833 (1)	75.19		09:06:31.406
6 -	34.412	23.950	58.362	74.51	0.529	09:07:29.768
7 -	34.582	23.733	58.315 (2)	74.57	0.482	09:08:28.083
8 -	34.411	24.143	58.554	74.26	0.721	09:09:26.637
9 -	35.274	23.521	58.795	73.96	0.962	09:10:25.432
10 -	34.767	24.060	58.827	73.92	0.994	09:11:24.259

P6		7 J Travis ROOKER		Kawasaki NINJA 400 - Swedish car connection		
IDEAL LAP TIME : 57.860		BEST LAP TIME : 57.860		DIFFERENCE : 0.000		
LAP	SECTOR 1	SECTOR 2	LAP TIME	MPH	DIFF	TIME OF DAY
1 -	37.181	24.568	1:01.749	70.42	3.889	09:02:23.496
2 -	35.265	24.385	59.650	72.90	1.790	09:03:23.146
3 -	34.783	24.248	59.031	73.66	1.171	09:04:22.177
4 -	34.726	23.740	58.466	74.37	0.606	09:05:20.643
5 -	35.189	24.361	59.550	73.02	1.690	09:06:20.193
6 -	34.403	23.904	58.307 (2)	74.58	0.447	09:07:18.500
7 -	34.487	23.823	58.310 (3)	74.57	0.450	09:08:16.810
8 -	34.650	23.777	58.427	74.42	0.567	09:09:15.237
9 -	34.888	23.901	58.789	73.96	0.929	09:10:14.026
10 -	34.222	23.638	57.860 (1)	75.15		09:11:11.886

P7		185 J Billy CARTER		Kawasaki NINJA 400 - A&M pure engineering		
IDEAL LAP TIME : 58.225		BEST LAP TIME : 58.245		DIFFERENCE : 0.020		
LAP	SECTOR 1	SECTOR 2	LAP TIME	MPH	DIFF	TIME OF DAY
1 -	39.363	25.770	1:05.133	66.76	6.888	09:02:27.441
2 -	36.181	24.600	1:00.781	71.54	2.536	09:03:28.222
3 -	34.929	24.327	59.256	73.38	1.011	09:04:27.478
4 -	34.581	23.664	58.245 (1)	74.66		09:05:25.723
5 -	34.573	24.500	59.073	73.61	0.828	09:06:24.796
6 -	36.033	23.967	1:00.000	72.47	1.755	09:07:24.796
7 -	34.991	24.506	59.497	73.08	1.252	09:08:24.293
8 -	34.867	24.198	59.065 (3)	73.62	0.820	09:09:23.358
9 -	34.561	24.170	58.731 (2)	74.04	0.486	09:10:22.089
10 -	35.152	23.918	59.070	73.61	0.825	09:11:21.159

P8		25 J Chloe GLEESON		Kawasaki NINJA - Danny Webb's GP Camp		
IDEAL LAP TIME : 58.449		BEST LAP TIME : 58.449		DIFFERENCE : 0.000		
LAP	SECTOR 1	SECTOR 2	LAP TIME	MPH	DIFF	TIME OF DAY
1 -	38.133	24.602	1:02.735	69.31	4.286	09:02:39.779
2 -	37.571	24.535	1:02.106	70.01	3.657	09:03:41.885
3 -	35.684	23.827	59.511	73.07	1.062	09:04:41.396
4 -	35.214	23.991	59.205	73.44	0.756	09:05:40.601
5 -	34.677	23.772	58.449 (1)	74.39		09:06:39.050
6 -	34.684	23.825	58.509 (2)	74.32	0.060	09:07:37.559
7 -	34.719	24.601	59.320	73.30	0.871	09:08:36.879
8 -	34.731	23.915	58.646 (3)	74.15	0.197	09:09:35.525
9 -	35.141	23.802	58.943	73.77	0.494	09:10:34.468
10 -	35.246	24.010	59.256	73.38	0.807	09:11:33.724

BMCRC-MRO Championships 2025 - Rnd 1 @ Brands Hatch Indy

ACU Team Green Junior Cup & Senior Ninjas & 250MZ

QUALIFYING - SECTOR ANALYSIS



SECTOR 1 = FL to I1, SECTOR 2 = I1 to FL, DIFF = Difference To Personal Best Lap, P = Crossed Finish Line in Pit Lane, D = Time Disallowed

P9 46 J		Isobel CARTER		Kawasaki 400 - R&G			
IDEAL LAP TIME : 58.280		BEST LAP TIME : 58.693		DIFFERENCE : 0.413			
LAP	SECTOR 1	SECTOR 2	LAP TIME	MPH	DIFF	TIME OF DAY	
1 -	38.121	25.004	1:03.125	68.88	4.432	09:02:24.327	
2 -	36.747	24.387	1:01.134	71.13	2.441	09:03:25.461	
3 -	35.590	24.045	59.635	72.92	0.942	09:04:25.096	
4 -	34.939	24.044	58.983 (3)	73.72	0.290	09:05:24.079	
5 -	35.376	25.601	1:00.977	71.31	2.284	09:06:25.056	
6 -	35.682	23.844	59.526	73.05	0.833	09:07:24.582	
7 -	34.877	24.497	59.374	73.24	0.681	09:08:23.956	
8 -	34.753	24.119	58.872 (2)	73.86	0.179	09:09:22.828	
9 -	34.436	24.257	58.693 (1)	74.09		09:10:21.521	
10 -	35.466	24.263	59.729	72.80	1.036	09:11:21.250	

P10 69 MZ		Alexander MANN		Mz TS 250 - HS Racing			
IDEAL LAP TIME : 58.721		BEST LAP TIME : 58.933		DIFFERENCE : 0.212			
LAP	SECTOR 1	SECTOR 2	LAP TIME	MPH	DIFF	TIME OF DAY	
1 -	38.333	24.781	1:03.114	68.90	4.181	09:02:41.715	
2 -	37.198	24.673	1:01.871	70.28	2.938	09:03:43.586	
3 -	36.372	24.032	1:00.404	71.99	1.471	09:04:43.990	
4 -	35.231	23.702	58.933 (1)	73.78		09:05:42.923	
5 -	35.019	24.000	59.019 (3)	73.68	0.086	09:06:41.942	
6 -	35.238	24.310	59.548	73.02	0.615	09:07:41.490	
7 -	35.169	23.805	58.974 (2)	73.73	0.041	09:08:40.464	
8 -	35.553	25.041	1:00.594	71.76	1.661	09:09:41.058	
9 -	35.901	24.143	1:00.044	72.42	1.111	09:10:41.102	
10 -	35.883	25.026	1:00.909	71.39	1.976	09:11:42.011	

P11 27 J		Alfie GARROD		Kawasaki NINJA 400 -			
IDEAL LAP TIME : 59.087		BEST LAP TIME : 59.087		DIFFERENCE : 0.000			
LAP	SECTOR 1	SECTOR 2	LAP TIME	MPH	DIFF	TIME OF DAY	
1 -	37.240	24.468	1:01.708	70.47	2.621	09:02:42.335	
2 -	36.986	25.395	1:02.381	69.71	3.294	09:03:44.716	
3 -	36.277	24.698	1:00.975	71.31	1.888	09:04:45.691	
4 -	35.665	23.905	59.570 (3)	72.99	0.483	09:05:45.261	
5 -	35.813	24.014	59.827	72.68	0.740	09:06:45.088	
6 -	35.359	24.053	59.412 (2)	73.19	0.325	09:07:44.500	
7 -	36.339	24.154	1:00.493	71.88	1.406	09:08:44.993	
8 -	35.228	23.859	59.087 (1)	73.59		09:09:44.080	
9 -	38.266	26.268	1:04.534	67.38	5.447	09:10:48.614	

P12 125 J		Isabelle WINGATE		Kawasaki NINJA 400 -			
IDEAL LAP TIME : 59.144		BEST LAP TIME : 59.257		DIFFERENCE : 0.113			
LAP	SECTOR 1	SECTOR 2	LAP TIME	MPH	DIFF	TIME OF DAY	
1 -	37.608	25.181	1:02.789	69.25	3.532	09:02:23.672	
2 -	36.620	24.721	1:01.341	70.89	2.084	09:03:25.013	
3 -	35.990	24.540	1:00.530	71.84	1.273	09:04:25.543	
4 -	35.544	24.089	59.633	72.92	0.376	09:05:25.176	
5 -	35.665	24.314	59.979	72.50	0.722	09:06:25.155	
6 -	36.635	25.664	1:02.299	69.80	3.042	09:07:27.454	
7 -	35.297	24.079	59.376 (2)	73.23	0.119	09:08:26.830	
8 -	35.531	24.292	59.823	72.69	0.566	09:09:26.653	
9 -	35.770	23.847	59.617 (3)	72.94	0.360	09:10:26.270	
10 -	35.304	23.953	59.257 (1)	73.38		09:11:25.527	

BMCRC-MRO Championships 2025 - Rnd 1 @ Brands Hatch Indy

ACU Team Green Junior Cup & Senior Ninjas & 250MZ

QUALIFYING - SECTOR ANALYSIS



SECTOR 1 = FL to I1, SECTOR 2 = I1 to FL, DIFF = Difference To Personal Best Lap, P = Crossed Finish Line in Pit Lane, D = Time Disallowed

P13 85 MZ Andrew WALES			MZ ETZ 250 - Show Control International			
IDEAL LAP TIME : 59.296		BEST LAP TIME : 59.398		DIFFERENCE : 0.102		
LAP	SECTOR 1	SECTOR 2	LAP TIME	MPH	DIFF	TIME OF DAY
1 -	36.623	24.684	1:01.307	70.93	1.909	09:02:17.209
2 -	36.165	24.133	1:00.298	72.11	0.900	09:03:17.507
3 -	35.163	24.235	59.398 (1)	73.21		09:04:16.905
4 -	35.764	24.409	1:00.173	72.26	0.775	09:05:17.078
5 -	35.583	24.313	59.896 (3)	72.60	0.498	09:06:16.974
6 -	35.435	24.204	59.639 (2)	72.91	0.241	09:07:16.613
7 -	35.427	24.672	1:00.099	72.35	0.701	09:08:16.712
8 -	35.556	24.802	1:00.358	72.04	0.960	09:09:17.070
9 -	35.336	25.389	1:00.725	71.61	1.327	09:10:17.795
10 -	35.865	24.297	1:00.162	72.28	0.764	09:11:17.957

P14 81 J Blake WILSON			Kawasaki NINJA 401 - BSL home improvements			
IDEAL LAP TIME : 59.389		BEST LAP TIME : 59.514		DIFFERENCE : 0.125		
LAP	SECTOR 1	SECTOR 2	LAP TIME	MPH	DIFF	TIME OF DAY
1 -	39.785	25.874	1:05.659	66.23	6.145	09:02:27.491
2 -	37.507	25.156	1:02.663	69.39	3.149	09:03:30.154
3 -	36.953	25.245	1:02.198	69.91	2.684	09:04:32.352
4 -	36.738	24.995	1:01.733	70.44	2.219	09:05:34.085
5 -	35.573	24.639	1:00.212	72.22	0.698	09:06:34.297
6 -	36.133	24.522	1:00.655	71.69	1.141	09:07:34.952
7 -	36.152	24.729	1:00.881	71.42	1.367	09:08:35.833
8 -	35.268	24.246	59.514 (1)	73.06		09:09:35.347
9 -	35.598	24.121	59.719 (2)	72.81	0.205	09:10:35.066
10 -	35.617	24.268	59.885 (3)	72.61	0.371	09:11:34.951

P15 96 MZ Chris KENT			MZ TS 250 -			
IDEAL LAP TIME : 59.355		BEST LAP TIME : 59.703		DIFFERENCE : 0.348		
LAP	SECTOR 1	SECTOR 2	LAP TIME	MPH	DIFF	TIME OF DAY
1 -	36.792	24.602	1:01.394	70.83	1.691	09:02:17.862
2 -	36.124	24.297	1:00.421 (3)	71.97	0.718	09:03:18.283
3 -	35.058	24.645	59.703 (1)	72.83		09:04:17.986
4 -	35.788	25.557	1:01.345	70.88	1.642	09:05:19.331
5 -	36.021	24.972	1:00.993	71.29	1.290	09:06:20.324
6 -	35.751	24.534	1:00.285 (2)	72.13	0.582	09:07:20.609
7 -	35.894	25.371	1:01.265	70.98	1.562	09:08:21.874
8 -	35.950	24.915	1:00.865	71.44	1.162	09:09:22.739
9 -	36.100	24.406	1:00.506	71.87	0.803	09:10:23.245
10 -	37.155	24.676	1:01.831	70.33	2.128	09:11:25.076

P16 13 MZ Gordon RYAN			MZ 250 - Prism Work Psychology			
IDEAL LAP TIME : 1:00.393		BEST LAP TIME : 1:00.600		DIFFERENCE : 0.207		
LAP	SECTOR 1	SECTOR 2	LAP TIME	MPH	DIFF	TIME OF DAY
1 -	37.740	25.226	1:02.966	69.06	2.366	09:02:37.671
2 -	37.240	25.071	1:02.311	69.78	1.711	09:03:39.982
3 -	36.739	24.866	1:01.605	70.58	1.005	09:04:41.587
4 -	36.617	24.662	1:01.279	70.96	0.679	09:05:42.866
5 -	36.125	24.570	1:00.695 (3)	71.64	0.095	09:06:43.561
6 -	35.921	24.719	1:00.640 (2)	71.71	0.040	09:07:44.201
7 -	36.319	24.644	1:00.963	71.33	0.363	09:08:45.164
8 -	36.128	24.472	1:00.600 (1)	71.75		09:09:45.764
9 -	36.704	25.932	1:02.636	69.42	2.036	09:10:48.400

BMCRC-MRO Championships 2025 - Rnd 1 @ Brands Hatch Indy

ACU Team Green Junior Cup & Senior Ninjas & 250MZ

QUALIFYING - SECTOR ANALYSIS



SECTOR 1 = FL to I1, SECTOR 2 = I1 to FL, DIFF = Difference To Personal Best Lap, P = Crossed Finish Line in Pit Lane, D = Time Disallowed

P17 124 J		Harley BAKER		Kawasaki NINJA 400 -		
IDEAL LAP TIME :		BEST LAP TIME : 1:00.830		DIFFERENCE :		
LAP	SECTOR 1	SECTOR 2	LAP TIME	MPH	DIFF	TIME OF DAY
1 -			1:07.774	64.16	6.944	09:03:09.286
2 -			1:04.568	67.34	3.738	09:04:13.854
3 -			1:05.634	66.25	4.804	09:05:19.488
4 -			1:02.659	69.40	1.829	09:06:22.147
5 -			1:00.830 (1)	71.48		09:07:22.977
6 -			1:01.332 (2)	70.90	0.502	09:08:24.309
7 -			1:02.188	69.92	1.358	09:09:26.498
8 -			1:01.890 (3)	70.26	1.060	09:10:28.388
9 -			1:02.423	69.66	1.593	09:11:30.811

P18 461 J		Sid MARSHALL		Kawasaki NINJA 400 -		
IDEAL LAP TIME : 1:00.655		BEST LAP TIME : 1:00.836		DIFFERENCE : 0.181		
LAP	SECTOR 1	SECTOR 2	LAP TIME	MPH	DIFF	TIME OF DAY
1 -	38.061	25.815	1:03.876	68.07	3.040	09:02:41.318
2 -	37.656	25.855	1:03.511	68.47	2.675	09:03:44.829
3 -	37.192	25.033	1:02.225	69.88	1.389	09:04:47.054
4 -	36.732	24.728	1:01.460	70.75	0.624	09:05:48.514
5 -	36.160	24.931	1:01.091	71.18	0.255	09:06:49.605
6 -	36.267	24.784	1:01.051	71.22	0.215	09:07:50.656
7 -	35.927	24.909	1:00.836 (1)	71.48		09:08:51.492
8 -	35.956	24.975	1:00.931 (3)	71.36	0.095	09:09:52.423
9 -	36.024	24.884	1:00.908 (2)	71.39	0.072	09:10:53.331

P19 37 MZ		Harry LAMACRAFT		MZ ETZ 250 - All Flower No Power		
IDEAL LAP TIME : 1:00.749		BEST LAP TIME : 1:00.900		DIFFERENCE : 0.151		
LAP	SECTOR 1	SECTOR 2	LAP TIME	MPH	DIFF	TIME OF DAY
1 -	40.978	26.703	1:07.681	64.25	6.781	09:02:35.861
2 -	37.242	25.173	1:02.415	69.67	1.515	09:03:38.276
3 -	36.387	25.092	1:01.479	70.73	0.579	09:04:39.755
4 -	36.217	24.951	1:01.168 (3)	71.09	0.268	09:05:40.923
5 -	36.231	25.242	1:01.473	70.74	0.573	09:06:42.396
6 -	35.835	25.313	1:01.148 (2)	71.11	0.248	09:07:43.544
7 -	37.946	25.342	1:03.288	68.71	2.388	09:08:46.832
8 -	35.986	24.914	1:00.900 (1)	71.40		09:09:47.732
9 -	37.178	26.964	1:04.142	67.79	3.242	09:10:51.874

P20 75 MZ		Peter WOODALL		MZ ETZ 250 - RevdCoin		
IDEAL LAP TIME : 1:01.069		BEST LAP TIME : 1:01.069		DIFFERENCE : 0.000		
LAP	SECTOR 1	SECTOR 2	LAP TIME	MPH	DIFF	TIME OF DAY
1 -	39.588	25.608	1:05.196	66.70	4.127	09:02:23.759
2 -	37.387	25.459	1:02.846	69.19	1.777	09:03:26.605
3 -	36.409	25.095	1:01.504 (2)	70.70	0.435	09:04:28.109
4 -	36.215	24.854	1:01.069 (1)	71.20		09:05:29.178
5 -	36.681	24.929	1:01.610 (3)	70.58	0.541	09:06:30.788

P21 95 MZ		Christopher ROGERS		Mz ETZ 250 - CB Racing		
IDEAL LAP TIME : 1:00.981		BEST LAP TIME : 1:01.219		DIFFERENCE : 0.238		
LAP	SECTOR 1	SECTOR 2	LAP TIME	MPH	DIFF	TIME OF DAY
1 -	39.834	26.824	1:06.658	65.23	5.439	09:02:52.253
2 -	37.643	25.604	1:03.247	68.75	2.028	09:03:55.500
3 -	36.594	24.625	1:01.219 (1)	71.03		09:04:56.719
4 -	37.812	25.663	1:03.475	68.50	2.256	09:06:00.194
5 -	36.356	24.910	1:01.266 (2)	70.97	0.047	09:07:01.460
6 -	36.925	25.201	1:02.126 (3)	69.99	0.907	09:08:03.586

BMCRC-MRO Championships 2025 - Rnd 1 @ Brands Hatch Indy

ACU Team Green Junior Cup & Senior Ninjas & 250MZ

QUALIFYING - SECTOR ANALYSIS



SECTOR 1 = FL to I1, SECTOR 2 = I1 to FL, DIFF = Difference To Personal Best Lap, P = Crossed Finish Line in Pit Lane, D = Time Disallowed

P22		33 S		Patrick KLINGE		Kawasaki NINJA 400 - Klingklong Racing	
IDEAL LAP TIME : 1:01.839		BEST LAP TIME : 1:01.962		DIFFERENCE : 0.123			
LAP	SECTOR 1	SECTOR 2	LAP TIME	MPH	DIFF	TIME OF DAY	
1 -	40.977	25.717	1:06.694	65.20	4.732	09:02:58.925	
2 -	39.231	25.160	1:04.391	67.53	2.429	09:04:03.316	
3 -	38.262	25.019	1:03.281	68.71	1.319	09:05:06.597	
4 -	37.324	25.136	1:02.460 (2)	69.62	0.498	09:06:09.057	
5 -	38.668	25.146	1:03.814	68.14	1.852	09:07:12.871	
6 -	37.839	25.125	1:02.964	69.06	1.002	09:08:15.835	
7 -	36.910	25.052	1:01.962 (1)	70.18		09:09:17.797	
8 -	37.996	24.935	1:02.931 (3)	69.10	0.969	09:10:20.728	
9 -	39.183	24.929	1:04.112	67.82	2.150	09:11:24.840	

P23		40 J		Archie ORMROD		Kawasaki NINJA 400 - Prestige Flooring	
IDEAL LAP TIME : 1:01.997		BEST LAP TIME : 1:01.997		DIFFERENCE : 0.000			
LAP	SECTOR 1	SECTOR 2	LAP TIME	MPH	DIFF	TIME OF DAY	
1 -	38.967	26.264	1:05.231	66.66	3.234	09:02:51.473	
2 -	37.950	25.683	1:03.633	68.33	1.636	09:03:55.106	
3 -	37.104	25.385	1:02.489 (2)	69.58	0.492	09:04:57.595	
4 -	37.370	25.582	1:02.952 (3)	69.07	0.955	09:06:00.547	
5 -	36.686	25.311	1:01.997 (1)	70.14		09:07:02.544	
6 -	42.210	26.170	1:08.380	63.59	6.383	09:08:10.924	
7 -	37.331	25.767	1:03.098	68.91	1.101	09:09:14.022	
8 -	37.834	25.679	1:03.513	68.46	1.516	09:10:17.535	
9 -	38.168	25.374	1:03.542	68.43	1.545	09:11:21.077	

P24		102 MZ		Caleb WRIGHT		MZ 250 ETZ - Clover Investments	
IDEAL LAP TIME : 1:02.663		BEST LAP TIME : 1:02.762		DIFFERENCE : 0.099			
LAP	SECTOR 1	SECTOR 2	LAP TIME	MPH	DIFF	TIME OF DAY	
1 -	37.681	25.487	1:03.168	68.84	0.406	09:02:46.733	
2 -	37.506	25.597	1:03.103 (3)	68.91	0.341	09:03:49.836	
3 -	39.026	25.987	1:05.013	66.88	2.251	09:04:54.849	
4 -	38.262	25.320	1:03.582	68.39	0.820	09:05:58.431	
5 -	38.156	25.613	1:03.769	68.19	1.007	09:07:02.200	
6 -	37.502	25.464	1:02.966 (2)	69.06	0.204	09:08:05.166	
7 -	37.823	26.761	1:04.584	67.33	1.822	09:09:09.750	
8 -	37.343	25.419	1:02.762 (1)	69.28		09:10:12.512	
9 -	37.788	25.726	1:03.514	68.46	0.752	09:11:16.026	

P25		14 MZ		Andy MARKS		MZ ETZ - Kingpin Components	
IDEAL LAP TIME : 1:03.011		BEST LAP TIME : 1:03.104		DIFFERENCE : 0.093			
LAP	SECTOR 1	SECTOR 2	LAP TIME	MPH	DIFF	TIME OF DAY	
1 -	41.748	27.794	1:09.542	62.53	6.438	09:02:36.503	
2 -	41.094	27.021	1:08.115	63.84	5.011	09:03:44.618	
3 -	38.317	26.136	1:04.453	67.46	1.349	09:04:49.071	
4 -	37.848	26.090	1:03.938	68.01	0.834	09:05:53.009	
5 -	37.433	25.919	1:03.352 (3)	68.64	0.248	09:06:56.361	
6 -	37.260	26.007	1:03.267 (2)	68.73	0.163	09:07:59.628	
7 -	38.897	25.915	1:04.812	67.09	1.708	09:09:04.440	
8 -	37.353	25.751	1:03.104 (1)	68.91		09:10:07.544	
9 -	38.532	26.459	1:04.991	66.91	1.887	09:11:12.535	

BMCRC-MRO Championships 2025 - Rnd 1 @ Brands Hatch Indy

ACU Team Green Junior Cup & Senior Ninjas & 250MZ

QUALIFYING - SECTOR ANALYSIS



SECTOR 1 = FL to I1, SECTOR 2 = I1 to FL, DIFF = Difference To Personal Best Lap, P = Crossed Finish Line in Pit Lane, D = Time Disallowed

P26		11 MZ		Carl CRIPPS		MZ ETZ250 - MIS UK LTD	
IDEAL LAP TIME : 1:02.979		BEST LAP TIME : 1:03.404		DIFFERENCE : 0.425			
LAP	SECTOR 1	SECTOR 2	LAP TIME	MPH	DIFF	TIME OF DAY	
1 -	42.130	27.191	1:09.321	62.73	5.917	09:02:36.618	
2 -	40.152	25.657	1:05.809	66.07	2.405	09:03:42.427	
3 -	38.839	26.248	1:05.087	66.81	1.683	09:04:47.514	
4 -	37.666	25.738	1:03.404 (1)	68.58		09:05:50.918	
5 -	38.306	25.620	1:03.926	68.02	0.522	09:06:54.844	
6 -	38.092	25.815	1:03.907 (3)	68.04	0.503	09:07:58.751	
7 -	39.105	25.313	1:04.418	67.50	1.014	09:09:03.169	
8 -	37.762	25.795	1:03.557 (2)	68.42	0.153	09:10:06.726	
9 -	39.152	26.384	1:05.536	66.35	2.132	09:11:12.262	

P27		9 MZ		Gary HOWLETT		MZ TS250 - HS Racing	
IDEAL LAP TIME : 1:03.395		BEST LAP TIME : 1:03.547		DIFFERENCE : 0.152			
LAP	SECTOR 1	SECTOR 2	LAP TIME	MPH	DIFF	TIME OF DAY	
1 -	41.760	26.822	1:08.582	63.40	5.035	09:02:36.422	
2 -	39.939	25.441	1:05.380	66.51	1.833	09:03:41.802	
3 -	39.078	25.520	1:04.598	67.31	1.051	09:04:46.400	
4 -	38.156	25.691	1:03.847 (3)	68.10	0.300	09:05:50.247	
5 -	38.627	25.601	1:04.228	67.70	0.681	09:06:54.475	
6 -	38.096	25.451	1:03.547 (1)	68.43		09:07:58.022	
7 -	38.550	27.976	1:06.526	65.36	2.979	09:09:04.548	
8 -	38.351	25.369	1:03.720 (2)	68.24	0.173	09:10:08.268	
9 -	38.026	25.923	1:03.949	68.00	0.402	09:11:12.217	

P28		32 MZ		John ASHMEAD		Mz 250 -	
IDEAL LAP TIME : 1:03.620		BEST LAP TIME : 1:03.620		DIFFERENCE : 0.000			
LAP	SECTOR 1	SECTOR 2	LAP TIME	MPH	DIFF	TIME OF DAY	
1 -	38.806	26.356	1:05.162 (2)	66.73	1.542	09:02:46.134	
2 -	37.819	25.801	1:03.620 (1)	68.35		09:03:49.754	
3 -	39.466	25.877	1:05.343 (3)	66.55	1.723	09:04:55.097	

P29		54 S		Ben SCOTT		Kawasaki NINJA 400 - GI Landscapes VampTech	
IDEAL LAP TIME : 1:04.156		BEST LAP TIME : 1:04.156		DIFFERENCE : 0.000			
LAP	SECTOR 1	SECTOR 2	LAP TIME	MPH	DIFF	TIME OF DAY	
1 -	45.836	28.831	1:14.667	58.23	10.511	09:03:03.309	
2 -	42.021	27.303	1:09.324	62.72	5.168	09:04:12.633	
3 -	40.191	26.374	1:06.565	65.32	2.409	09:05:19.198	
4 -	39.254	26.516	1:05.770 (3)	66.11	1.614	09:06:24.968	
5 -	39.078	25.821	1:04.899 (2)	67.00	0.743	09:07:29.867	
6 -	39.846	27.253	1:07.099	64.80	2.943	09:08:36.966	
7 -	38.350	25.806	1:04.156 (1)	67.78		09:09:41.122	
8 -	39.564	26.528	1:06.092	65.79	1.936	09:10:47.214	

P30		8 MZ		Rich ASKEW		Mz ETZ - L+R construction	
IDEAL LAP TIME :		BEST LAP TIME : 1:04.277		DIFFERENCE :			
LAP	SECTOR 1	SECTOR 2	LAP TIME	MPH	DIFF	TIME OF DAY	
1 -			1:06.028	65.86	1.751	09:02:42.102	
2 -			1:05.254	66.64	0.977	09:03:47.356	
3 -			1:05.482	66.40	1.205	09:04:52.838	
4 -			1:05.080	66.81	0.803	09:05:57.918	
5 -			1:04.277 (1)	67.65		09:07:02.195	
6 -			1:04.564 (2)	67.35	0.287	09:08:06.759	
7 -			1:04.913	66.99	0.636	09:09:11.672	
8 -			1:05.051	66.84	0.774	09:10:16.723	
9 -			1:04.743 (3)	67.16	0.466	09:11:21.466	

BMCRC-MRO Championships 2025 - Rnd 1 @ Brands Hatch Indy

ACU Team Green Junior Cup & Senior Ninjas & 250MZ

QUALIFYING - SECTOR ANALYSIS



SECTOR 1 = FL to I1, SECTOR 2 = I1 to FL, DIFF = Difference To Personal Best Lap, P = Crossed Finish Line in Pit Lane, D = Time Disallowed

P31 73 S		Jemma GRAYSON		Kawasaki NINJA 300 -			
IDEAL LAP TIME : 1:04.367		BEST LAP TIME : 1:04.367		DIFFERENCE : 0.000			
LAP	SECTOR 1	SECTOR 2	LAP TIME	MPH	DIFF	TIME OF DAY	
1 -	42.790	28.242	1:11.032	61.22	6.665	09:03:02.959	
2 -	40.470	26.420	1:06.890	65.01	2.523	09:04:09.849	
3 -	39.848	26.795	1:06.643	65.25	2.276	09:05:16.492	
4 -	40.437	26.782	1:07.219	64.69	2.852	09:06:23.711	
5 -	39.373	26.466	1:05.839 (3)	66.04	1.472	09:07:29.550	
6 -	39.604	26.985	1:06.589	65.30	2.222	09:08:36.139	
7 -	38.374	26.111	1:04.485 (2)	67.43	0.118	09:09:40.624	
8 -	38.294	26.073	1:04.367 (1)	67.55		09:10:44.991	

P32 58 J		Max RHODES		Kawasaki EX 400 - Oliver's mount Mototec			
IDEAL LAP TIME : 1:04.433		BEST LAP TIME : 1:04.433		DIFFERENCE : 0.000			
LAP	SECTOR 1	SECTOR 2	LAP TIME	MPH	DIFF	TIME OF DAY	
1 -	44.915	29.288	1:14.203	58.60	9.770	09:02:35.310	
2 -	43.225	27.729	1:10.954	61.28	6.521	09:03:46.264	
3 -	40.890	26.946	1:07.836	64.10	3.403	09:04:54.100	
4 -	39.810	26.717	1:06.527	65.36	2.094	09:06:00.627	
5 -	38.864	26.726	1:05.590	66.29	1.157	09:07:06.217	
6 -	38.928	28.056	1:06.984	64.92	2.551	09:08:13.201	
7 -	38.446	25.987	1:04.433 (1)	67.49		09:09:17.634	
8 -	39.059	26.123	1:05.182 (2)	66.71	0.749	09:10:22.816	
9 -	38.905	26.563	1:05.468 (3)	66.42	1.035	09:11:28.284	

P33 26 J		Brooke CHAMPION		Kawasaki 300 NINJA - Dad			
IDEAL LAP TIME : 1:05.105		BEST LAP TIME : 1:05.405		DIFFERENCE : 0.300			
LAP	SECTOR 1	SECTOR 2	LAP TIME	MPH	DIFF	TIME OF DAY	
1 -	42.959	27.108	1:10.067	62.06	4.662	09:02:54.223	
2 -	40.313	26.672	1:06.985	64.91	1.580	09:04:01.208	
3 -	40.615	26.191	1:06.806	65.09	1.401	09:05:08.014	
4 -	39.063	26.475	1:05.538 (3)	66.35	0.133	09:06:13.552	
5 -	39.363	26.042	1:05.405 (1)	66.48		09:07:18.957	
6 -	39.213	26.263	1:05.476 (2)	66.41	0.071	09:08:24.433	
7 -	39.558	26.339	1:05.897	65.99	0.492	09:09:30.330	
8 -	40.878	26.647	1:07.525	64.39	2.120	09:10:37.855	
9 -	39.235	27.709	1:06.944	64.95	1.539	09:11:44.799	

P34 166 MZ		Graeme LEWIS		MZ 250 - Morris Racing Lubricants #MRL			
IDEAL LAP TIME : 1:05.631		BEST LAP TIME : 1:05.631		DIFFERENCE : 0.000			
LAP	SECTOR 1	SECTOR 2	LAP TIME	MPH	DIFF	TIME OF DAY	
1 -	OUTLAP	27.750	1:12.715	59.80	7.084	09:06:06.063	
2 -	41.947	27.757	1:09.704 (3)	62.38	4.073	09:07:15.767	
3 -	40.341	27.175	1:07.516 (2)	64.40	1.885	09:08:23.283	
4 -	39.185	26.446	1:05.631 (1)	66.25		09:09:28.914	

P35 22 MZ		Simon FINCH		MZ ETZ250 -			
IDEAL LAP TIME : 1:05.699		BEST LAP TIME : 1:05.699		DIFFERENCE : 0.000			
LAP	SECTOR 1	SECTOR 2	LAP TIME	MPH	DIFF	TIME OF DAY	
1 -	OUTLAP	28.768	1:15.218	57.81	9.519	09:07:00.658	
2 -	41.940	27.875	1:09.815	62.28	4.116	09:08:10.473	
3 -	40.038	26.645	1:06.683 (2)	65.21	0.984	09:09:17.156	
4 -	39.107	26.592	1:05.699 (1)	66.18		09:10:22.855	
5 -	40.568	26.908	1:07.476 (3)	64.44	1.777	09:11:30.331	

BMCRC-MRO Championships 2025 - Rnd 1 @ Brands Hatch Indy

ACU Team Green Junior Cup & Senior Ninjas & 250MZ

QUALIFYING - SECTOR ANALYSIS



SECTOR 1 = FL to I1, SECTOR 2 = I1 to FL, DIFF = Difference To Personal Best Lap, P = Crossed Finish Line in Pit Lane, D = Time Disallowed

P36 82 S		Joe DENNEY		Kawasaki NINJA 300 -			
IDEAL LAP TIME : 1:06.236		BEST LAP TIME : 1:06.238		DIFFERENCE : 0.002			
LAP	SECTOR 1	SECTOR 2	LAP TIME	MPH	DIFF	TIME OF DAY	
1 -	44.304	28.269	1:12.573	59.92	6.335	09:02:37.525	
2 -	41.570	27.810	1:09.380	62.67	3.142	09:03:46.905	
3 -	41.947	27.618	1:09.565	62.51	3.327	09:04:56.470	
4 -	40.780	26.741	1:07.521	64.40	1.283	09:06:03.991	
5 -	40.215	26.979	1:07.194	64.71	0.956	09:07:11.185	
6 -	39.881	27.125	1:07.006 (3)	64.89	0.768	09:08:18.191	
7 -	39.669	26.569	1:06.238 (1)	65.65		09:09:24.429	
8 -	39.667	26.835	1:06.502 (2)	65.39	0.264	09:10:30.931	
9 -	40.207	26.918	1:07.125	64.78	0.887	09:11:38.056	

P37 52 MZ		Tony PARKER		MZ 250 - Cancer research uk			
IDEAL LAP TIME : 1:07.062		BEST LAP TIME : 1:07.062		DIFFERENCE : 0.000			
LAP	SECTOR 1	SECTOR 2	LAP TIME	MPH	DIFF	TIME OF DAY	
1 -	43.834	27.672	1:11.506	60.81	4.444	09:02:57.513	
2 -	40.864	27.299	1:08.163	63.79	1.101	09:04:05.676	
3 -	40.909	27.302	1:08.211	63.75	1.149	09:05:13.887	
4 -	40.359	27.196	1:07.555 (3)	64.37	0.493	09:06:21.442	
5 -	40.024	27.420	1:07.444 (2)	64.47	0.382	09:07:28.886	
6 -	40.280	28.110	1:08.390	63.58	1.328	09:08:37.276	
7 -	39.885	27.177	1:07.062 (1)	64.84		09:09:44.338	
8 -	40.359	27.557	1:07.916	64.02	0.854	09:10:52.254	

P38 5 MZ		Garry SAMETT		MZ TS 250 - smallmouse			
IDEAL LAP TIME : 1:08.394		BEST LAP TIME : 1:08.394		DIFFERENCE : 0.000			
LAP	SECTOR 1	SECTOR 2	LAP TIME	MPH	DIFF	TIME OF DAY	
1 -	OUTLAP	28.247	1:16.958	56.50	8.564	09:09:10.953	
2 -	41.194	27.200	1:08.394 (1)	63.58		09:10:19.347	

BMCRC-MRO Championships 2025 - Rnd 1 @ Brands Hatch Indy

ACU Team Green Junior Cup & Senior Ninjas & 250MZ

QUALIFYING - BEST SECTORS

POS	SECTOR 1		SECTOR 2		IDEAL / BEST COMPARISON			IDEAL	BEST	DIFF
	NO	TIME	NO	TIME	POS	NO	NAME			
								PERFECT LAP	56.934	
1	17	33.816	6	23.118	1	17	BUSA	57.145	57.228	0.083
2	217	34.116	112	23.128	2	6	BUSA	57.298	57.411	0.113
3	6	34.180	17	23.329	3	112	BRAY	57.633	57.646	0.013
4	7	34.222	217	23.521	4	217	COOPER	57.637	57.833	0.196
5	46	34.436	7	23.638	5	7	ROOKER	57.860	57.860	0.000
6	112	34.505	185	23.664	6	185	CARTER	58.225	58.245	0.020
7	185	34.561	69	23.702	7	46	CARTER	58.280	58.693	0.413
8	25	34.677	25	23.772	8	25	GLEESON	58.449	58.449	0.000
9	69	35.019	46	23.844	9	69	MANN	58.721	58.933	0.212
10	96	35.058	125	23.847	10	27	GARROD	59.087	59.087	0.000
11	85	35.163	27	23.859	11	125	WINGATE	59.144	59.257	0.113
12	27	35.228	81	24.121	12	85	WALES	59.296	59.398	0.102
13	81	35.268	85	24.133	13	96	KENT	59.355	59.703	0.348
14	125	35.297	96	24.297	14	81	WILSON	59.389	59.514	0.125
15	37	35.835	13	24.472	15	13	RYAN	1:00.393	1:00.600	0.207
16	13	35.921	95	24.625	16	461	MARSHALL	1:00.655	1:00.836	0.181
17	461	35.927	461	24.728	17	37	LAMACRAFT	1:00.749	1:00.900	0.151
18	75	36.215	75	24.854	18	95	ROGERS	1:00.981	1:01.219	0.238
19	95	36.356	37	24.914	19	75	WOODALL	1:01.069	1:01.069	0.000
20	40	36.686	33	24.929	20	33	KLINGE	1:01.839	1:01.962	0.123
21	33	36.910	40	25.311	21	40	ORMROD	1:01.997	1:01.997	0.000
22	14	37.260	11	25.313	22	102	WRIGHT	1:02.663	1:02.762	0.099
23	102	37.343	102	25.320	23	11	CRIPPS	1:02.979	1:03.404	0.425
24	11	37.666	9	25.369	24	14	MARKS	1:03.011	1:03.104	0.093
25	32	37.819	14	25.751	25	9	HOWLETT	1:03.395	1:03.547	0.152
26	9	38.026	32	25.801	26	32	ASHMEAD	1:03.620	1:03.620	0.000
27	73	38.294	54	25.806	27	54	SCOTT	1:04.156	1:04.156	0.000
28	54	38.350	58	25.987	28	73	GRAYSON	1:04.367	1:04.367	0.000
29	58	38.446	26	26.042	29	58	RHODES	1:04.433	1:04.433	0.000
30	26	39.063	73	26.073	30	26	CHAMPION	1:05.105	1:05.405	0.300
31	22	39.107	166	26.446	31	166	LEWIS	1:05.631	1:05.631	0.000
32	166	39.185	82	26.569	32	22	FINCH	1:05.699	1:05.699	0.000
33	82	39.667	22	26.592	33	82	DENNEY	1:06.236	1:06.238	0.002
34	52	39.885	52	27.177	34	52	PARKER	1:07.062	1:07.062	0.000
35	5	41.194	5	27.200	35	5	SAMETT	1:08.394	1:08.394	0.000
36					36	8	ASKEW		1:04.277	
37					37	124	BAKER		1:00.830	
38					38	257	McCARTNEY		57.250	

BMCRC-MRO Championships 2025 - Rnd 1 @ Brands Hatch Indy

ACU Team Green Junior Cup & Senior Ninjas & 250MZ

QUALIFYING - STATISTICS

Competitors Started 38
Planned Start 2025-03-15 @ 09:00:00.000
Actual Start 2025-03-15 @ 09:00:45.018
Finish Time 2025-03-15 @ 09:10:44.990
Track Length 1.2079mi.
Total Laps 324
Total Distance Covered 391.3743mi.

Session Fastest Lap History

NO	CL	NAME	LAP TIME	TIME OF DAY	LAP	VEHICLE
85	MZ	Andrew WALES	1:01.307	09:02:17.243	1	MZ ETZ 250
257	J	Henry McCARTNEY	1:00.453	09:02:17.637	1	Kawasaki NINJA
6	J	Kian BUSA	59.357	09:02:17.800	1	Kawasaki NINJA 400
257	J	Henry McCARTNEY	58.880	09:03:16.517	2	Kawasaki NINJA
17	S	Daryn BUSA	57.853	09:03:19.530	2	Kawasaki NINJA 400
6	J	Kian BUSA	57.411	09:04:14.692	3	Kawasaki NINJA 400
17	S	Daryn BUSA	57.228	09:04:16.755	3	Kawasaki NINJA 400

Flag History

TYPE	TIME OF DAY
GREEN	09:00:45.018
FINISH	09:10:44.990

Flag Statistics

TYPE	COUNT	TOTAL LAPS	TOTAL TIME
Green	1	10	11:17.885
Red	0	0	0.000
Safety Car	0	0	0.000
FCY	0	0	0.000

BMCRC-MRO Championships 2025 - Rnd 1 @ Brands Hatch Indy

ACU Team Green Junior Cup & Senior Ninjas & 250MZ

QUALIFYING - STATISTICS

CLASS : J

16 Starters

Fastest Lap History

NO	NAME	LAP TIME	TIME OF DAY	LAP	VEHICLE
257	Henry McCARTNEY	1:00.453	09:02:17.637	1	Kawasaki NINJA
6	Kian BUSA	59.357	09:02:17.800	1	Kawasaki NINJA 400
257	Henry McCARTNEY	58.880	09:03:16.517	2	Kawasaki NINJA
257	Henry McCARTNEY	57.927	09:04:14.444	3	Kawasaki NINJA
6	Kian BUSA	57.411	09:04:14.692	3	Kawasaki NINJA 400
257	Henry McCARTNEY	57.250	09:11:03.557	10	Kawasaki NINJA

BMCRC-MRO Championships 2025 - Rnd 1 @ Brands Hatch Indy

ACU Team Green Junior Cup & Senior Ninjas & 250MZ

QUALIFYING - STATISTICS

CLASS : S

5 Starters

Fastest Lap History

NO	NAME	LAP TIME	TIME OF DAY	LAP	VEHICLE
17	Daryn BUSA	1:00.689	09:02:21.672	1	Kawasaki NINJA 400
17	Daryn BUSA	57.853	09:03:19.530	2	Kawasaki NINJA 400
17	Daryn BUSA	57.228	09:04:16.755	3	Kawasaki NINJA 400

BMCRC-MRO Championships 2025 - Rnd 1 @ Brands Hatch Indy

ACU Team Green Junior Cup & Senior Ninjas & 250MZ

QUALIFYING - STATISTICS

CLASS : MZ

17 Starters

Fastest Lap History

NO	NAME	LAP TIME	TIME OF DAY	LAP	VEHICLE
85	Andrew WALES	1:01.307	09:02:17.243	1	MZ ETZ 250
85	Andrew WALES	1:00.298	09:03:17.538	2	MZ ETZ 250
85	Andrew WALES	59.398	09:04:16.938	3	MZ ETZ 250
69	Alexander MANN	58.933	09:05:42.923	4	Mz TS 250




BMCRC-MRO Championships 2025 - Rnd 1 @ Brands Hatch Indy

ACU Team Green Junior Cup & Senior Ninjas & 250MZ

RACE 1 - GRID (9 Laps)

ROW 15	45		44	5 1:08.394 Garry SAMETT	43	52 1:07.062 Tony PARKER
ROW 14	42	22 1:05.699 Simon FINCH	41	166 1:05.631 Graeme LEWIS	40	8 1:04.277 Rich ASKEW
ROW 13	39	32 1:03.620 John ASHMEAD	38	9 1:03.547 Gary HOWLETT	37	11 1:03.404 Carl CRIPPS
ROW 12	36	14 1:03.104 Andy MARKS	35	102 1:02.762 Caleb WRIGHT	34	95 1:01.219 Christopher ROGERS
ROW 11	33	75 1:01.069 Peter WOODALL	32	37 1:00.900 Harry LAMACRAFT	31	13 1:00.600 Gordon RYAN
ROW 10	30	96 59.703 Chris KENT	29	85 59.398 Andrew WALES	28	69 58.933 Alexander MANN
ROW 9	27		26		25	
ROW 8	24		23	71 Ben PHIPPS	22	57 Richard BUCKHAM
ROW 7	21	82 1:06.238 Joe DENNEY	20	26 1:05.405 Brooke CHAMPION	19	58 1:04.433 Max RHODES
ROW 6	18	73 1:04.367 Jemma GRAYSON	17	54 1:04.156 Ben SCOTT	16	40 1:01.997 Archie ORMROD
ROW 5	15	33 1:01.962 Patrick KLINGE	14	461 1:00.836 Sid MARSHALL	13	124 1:00.830 Harley BAKER
ROW 4	12	81 59.514 Blake WILSON	11	125 59.257 Isabelle WINGATE	10	27 59.087 Alfie GARROD
ROW 3	9	46 58.693 Isobel CARTER	8	25 58.449 Chloe GLEESON	7	185 58.245 Billy CARTER
ROW 2	6	7 57.860 Travis ROOKER	5	217 57.833 Hudson COOPER	4	112 57.646 Ruben BRAY
ROW 1	3	6 57.411 Kian BUSA	2	257 57.250 Henry McCARTNEY	1	17 57.228 Daryn BUSA

Pole



These results are provisional until the conclusion of any judicial and technical matters.

Brands Hatch Indy: 1.2079 miles

Clerk Of Course:

Timekeeper:

Craig Smith





BMCRC-MRO Championships 2025 - Rnd 1 @ Brands Hatch Indy

ACU Team Green Junior Cup & Senior Ninjas & 250MZ

RACE 1 - CLASSIFICATION

Race Distance: 9 Laps / 10.87 miles

POS	NO	CL	PIC	NAME	ENTRY	LAPS	TIME	GAP	DIFF	MPH	BEST	ON	GRD	↑↓
1	257	J	1	Henry McCARTNEY	Kawasaki NINJA - ERECT SCAFFOLDING/ Dannywebb gp c	9	8:40.009			75.26	56.653	9	2	1
2	217	J	2	Hudson COOPER	Kawasaki NINJA -	9	8:40.036	0.027	0.027	75.25	56.591	9	5	3
3	6	J	3	Kian BUSA	Kawasaki NINJA 400 - iActiveRC	9	8:40.202	0.193	0.166	75.23	56.429	9	3	0
4	17	S	1	Daryn BUSA	Kawasaki NINJA 400 - iActiveRC	9	8:40.441	0.432	0.239	75.20	56.449	6	1	-3
5	7	J	4	Travis ROOKER	Kawasaki NINJA 400 - Swedish car connection	9	8:45.601	5.592	5.160	74.46	57.105	5	6	1
6	25	J	5	Chloe GLEESON	Kawasaki NINJA - Danny Webb's GP Camp	9	8:45.988	5.979	0.387	74.40	57.177	5	8	2
7	185	J	6	Billy CARTER	Kawasaki NINJA 400 - A&M pure engineering	9	8:46.599	6.590	0.611	74.32	57.228	9	7	0
8	112	J	7	Ruben BRAY	Kawasaki 300/400 -	9	8:50.638	10.629	4.039	73.75	57.563	5	4	-4
9	27	J	8	Alfie GARROD	Kawasaki NINJA 400 -	9	8:51.016	11.007	0.378	73.70	57.047	5	10	1
10	46	J	9	Isobel CARTER	Kawasaki 400 - R&G	9	8:52.262	12.253	1.246	73.53	57.097	5	9	-1
11	125	J	10	Isabelle WINGATE	Kawasaki NINJA 400 -	9	8:53.704	13.695	1.442	73.33	57.414	4	11	0
12	81	J	11	Blake WILSON	Kawasaki NINJA 401 - BSL home improvements	9	8:53.765	13.756	0.061	73.32	58.049	7	12	0
13	461	J	12	Sid MARSHALL	Kawasaki NINJA 400 -	9	9:06.951	26.942	13.186	71.55	59.443	8	14	1
14	69	MZ	1	Alexander MANN	Mz TS 250 - HS Racing	9	9:17.478	37.469	10.527	70.20	57.853	8	24	10
15	85	MZ	2	Andrew WALES	MZ ETZ 250 - Show Control International	9	9:17.666	37.657	0.188	70.18	58.131	5	25	10
16	124	J	13	Harley BAKER	Kawasaki NINJA 400 -	9	9:21.128	41.119	3.462	69.74	59.697	8	13	-3
17	75	MZ	3	Peter WOODALL	MZ ETZ 250 - RevdCoin	9	9:22.593	42.584	1.465	69.56	58.730	5	29	12
18	96	MZ	4	Chris KENT	MZ TS 250 -	9	9:22.796	42.787	0.203	69.54	59.169	5	26	8
19	95	MZ	5	Christopher ROGERS	Mz ETZ 250 - CB Racing	9	9:25.872	45.863	3.076	69.16	59.423	2	30	11
20	37	MZ	6	Harry LAMACRAFT	MZ ETZ 250 - All Flower No Power	9	9:26.022	46.013	0.150	69.14	59.610	7	28	8
21	40	J	14	Archie ORMROD	Kawasaki NINJA 400 - Prestige Flooring	9	9:27.753	47.744	1.731	68.93	1:01.896	8	16	-5
22	58	J	15	Max RHODES	Kawasaki EX 400 - Oliver's mount Mototec	9	9:27.877	47.868	0.124	68.91	1:00.672	6	19	-3
23	33	S	2	Patrick KLINGE	Kawasaki NINJA 400 - Klingklong Racing	9	9:28.787	48.778	0.910	68.80	1:01.263	9	15	-8
24	54	S	3	Ben SCOTT	Kawasaki NINJA 400 - GI Landscapes VampTech	9	9:29.819	49.810	1.032	68.68	1:01.939	7	17	-7
25	13	MZ	7	Gordon RYAN	MZ 250 - Prism Work Psychology	9	9:33.382	53.373	3.563	68.25	1:00.254	8	27	2
26	73	S	4	Jemma GRAYSON	Kawasaki NINJA 300 -	9	9:34.871	54.862	1.489	68.08	1:01.716	5	18	-8
27	11	MZ	8	Carl CRIPPS	MZ ETZ250 - MIS UK LTD	8	8:49.206	1 Lap	1 Lap	65.73	1:01.232	2	33	6
28	26	J	16	Brooke CHAMPION	Kawasaki 300 NINJA - Dad	8	8:54.749	1 Lap	5.543	65.05	1:04.024	3	20	-8
29	102	MZ	9	Caleb WRIGHT	MZ 250 ETZ - Clover Investments	8	8:54.840	1 Lap	0.091	65.04	1:02.990	7	31	2
30	82	S	5	Joe DENNEY	Kawasaki NINJA 300 -	8	8:55.099	1 Lap	0.259	65.01	1:05.241	6	21	-9
31	8	MZ	10	Rich ASKEW	Mz ETZ - L+R construction	8	8:55.412	1 Lap	0.313	64.97	1:02.122	6	36	5
32	166	MZ	11	Graeme LEWIS	MZ 250 - Morris Racing Lubricants #MRL	8	8:56.048	1 Lap	0.636	64.89	1:02.422	8	37	5
33	14	MZ	12	Andy MARKS	MZ ETZ - Kingpin Components	8	8:56.133	1 Lap	0.085	64.88	1:01.228	8	32	-1
34	22	MZ	13	Simon FINCH	MZ ETZ250 -	8	9:00.309	1 Lap	4.176	64.38	1:03.001	8	38	4
35	9	MZ	14	Gary HOWLETT	MZ TS250 - HS Racing	8	9:00.393	1 Lap	0.084	64.37	1:03.218	7	34	-1
36	52	MZ	15	Tony PARKER	MZ 250 - Cancer research uk	8	9:22.694	1 Lap	22.301	61.82	1:05.926	8	39	3

NOT CLASSIFIED

DNF	32	MZ		John ASHMEAD	Mz 250 -	1	1:34.135	8 Laps	7 Laps	46.19				35
DNF	5	MZ		Garry SAMETT	MZ TS 250 - smallmouse	0								40

FASTEST LAP

6	J			Kian BUSA	Kawasaki NINJA 400 - iActiveRC	9	56.429			77.06 mph				124.02 kph
17	S			Daryn BUSA	Kawasaki NINJA 400 - iActiveRC	6	56.449			77.03 mph				123.97 kph
69	MZ			Alexander MANN	Mz TS 250 - HS Racing	8	57.853			75.16 mph				120.96 kph

Class J - 92.5% of Race Speed = 69.61 mph
 Class S - 92.5% of Race Speed = 69.56 mph
 Class MZ - 92.5% of Race Speed = 64.93 mph

Weather / Track : Cloudy / Dry

These results are provisional until the conclusion of any judicial and technical matters.

Date: 15/03/2025 Start: 12:55 Finish: 13:04
 Brands Hatch Indy: 1.2079 miles

Clerk Of Course:

Timekeeper:

Craig Smith



BMCRC-MRO Championships 2025 - Rnd 1 @ Brands Hatch Indy

ACU Team Green Junior Cup & Senior Ninjas & 250MZ

RACE 1 - LAP CHART

461	26.942	59.519
69	37.469	58.972
85	37.657	58.942
124	41.119	1:00.932
75	42.584	59.240
52	1 Lap	1:05.926
96	42.787	59.356
95	45.863	59.990
37	46.013	1:00.220
40	47.744	1:02.517
58	47.868	1:02.286
33	48.778	1:01.263
54	49.810	1:02.379
13	53.373	1:01.209
73	54.862	1:02.971

BMCRC-MRO Championships 2025 - Rnd 1 @ Brands Hatch Indy

ACU Team Green Junior Cup & Senior Ninjas & 250MZ

RACE 1 - POSITION CHART

No	Name	Lap Pos										
			1	2	3	4	5	6	7	8	9	10
17	BUSA	1	217	257	257	257	217	257	257	257	257	
257	McCARTNEY	2	257	217	217	217	257	217	217	217	217	
6	BUSA	3	6	6	6	6	6	6	6	6	6	
112	BRAY	4	17	17	17	17	17	17	17	17	17	
217	COOPER	5	7	7	7	7	7	7	7	7	7	
7	ROOKER	6	112	112	185	185	25	25	25	25	25	
185	CARTER	7	185	185	112	25	185	185	185	185	185	
25	GLEESON	8	25	25	25	112	112	112	112	112	112	
46	CARTER	9	81	27	27	27	27	27	27	27	27	
27	GARROD	10	46	46	46	46	46	46	46	125	46	
125	WINGATE	11	27	81	81	81	81	125	125	46	125	
81	WILSON	12	125	125	125	125	125	81	81	81	81	
124	BAKER	13	461	461	461	461	461	461	461	461	461	
461	MARSHALL	14	54	54	40	40	40	124	124	69	69	
33	KLINGE	15	124	40	124	124	124	40	85	85	85	
40	ORMROD	16	40	124	54	54	54	58	69	124	124	
54	SCOTT	17	33	33	58	58	58	69	75	75	75	
73	GRAYSON	18	58	58	33	33	33	85	40	96	96	
58	RHODES	19	73	73	73	73	73	96	58	40	95	
26	CHAMPION	20	26	26	26	69	69	54	96	58	37	
82	DENNEY	21	82	82	69	96	85	75	54	37	40	
69	MANN	22	69	69	96	85	96	33	33	95	58	
85	WALES	23	96	96	85	75	75	73	37	54	33	
96	KENT	24	85	85	75	37	95	95	95	33	54	
13	RYAN	25	75	75	37	26	37	37	73	73	13	
37	LAMACRAFT	26	37	95	95	95	13	13	13	13	73	
75	WOODALL	27	95	37	82	13	26	26	26	11		
95	ROGERS	28	13	13	13	82	82	82	11	26		
102	WRIGHT	29	11	11	11	11	11	11	82	102		
14	MARKS	30	102	102	102	102	102	102	102	82		
11	CRIPPS	31	8	8	166	166	166	166	8	8		
9	HOWLETT	32	9	9	8	9	8	8	166	166		
32	ASHMEAD	33	14	166	9	8	22	14	14	14		
8	ASKEW	34	166	14	14	22	9	9	9	22		
166	LEWIS	35	52	22	22	14	14	22	22	9		
22	FINCH	36	22	52	52	52	52	52	52	52		
52	PARKER	37	32									
5	SAMETT	38										

BMCRC-MRO Championships 2025 - Rnd 1 @ Brands Hatch Indy

ACU Team Green Junior Cup & Senior Ninjas & 250MZ

RACE 1 - SECTOR ANALYSIS



SECTOR 1 = FL to I1, SECTOR 2 = I1 to FL, DIFF = Difference To Personal Best Lap, P = Crossed Finish Line in Pit Lane, D = Time Disallowed

P1 257 J Henry McCARTNEY		Kawasaki NINJA - ERECT SCAFFOLDING/ Dannywebb gp cam				
IDEAL LAP TIME : 56.558		BEST LAP TIME : 56.653		DIFFERENCE : 0.095		
LAP	SECTOR 1	SECTOR 2	LAP TIME	MPH	DIFF	TIME OF DAY
1 -		23.642	1:02.892	69.14	6.239	12:56:43.682
2 -	33.854	23.350	57.204	76.01	0.551	12:57:40.886
3 -	33.892	23.257	57.149	76.09	0.496	12:58:38.035
4 -	33.821	23.304	57.125	76.12	0.472	12:59:35.160
5 -	33.742	24.069	57.811	75.22	1.158	13:00:32.971
6 -	33.501	23.166	56.667 (2)	76.73	0.014	13:01:29.638
7 -	33.629	23.253	56.882 (3)	76.44	0.229	13:02:26.520
8 -	33.902	23.724	57.626	75.46	0.973	13:03:24.146
9 -	33.596	23.057	56.653 (1)	76.75		13:04:20.799

P2 217 J Hudson COOPER		Kawasaki NINJA -				
IDEAL LAP TIME : 56.591		BEST LAP TIME : 56.591		DIFFERENCE : 0.000		
LAP	SECTOR 1	SECTOR 2	LAP TIME	MPH	DIFF	TIME OF DAY
1 -		23.929	1:02.856	69.18	6.265	12:56:43.646
2 -	33.992	23.347	57.339	75.84	0.748	12:57:40.985
3 -	33.906	23.259	57.165	76.07	0.574	12:58:38.150
4 -	33.810	23.308	57.118	76.13	0.527	12:59:35.268
5 -	33.770	23.846	57.616	75.47	1.025	13:00:32.884
6 -	33.697	23.204	56.901 (2)	76.42	0.310	13:01:29.785
7 -	33.968	23.084	57.052 (3)	76.22	0.461	13:02:26.837
8 -	33.707	23.691	57.398	75.76	0.807	13:03:24.235
9 -	33.607	22.984	56.591 (1)	76.84		13:04:20.826

P3 6 J Kian BUSA		Kawasaki NINJA 400 - iActiveRC				
IDEAL LAP TIME : 56.411		BEST LAP TIME : 56.429		DIFFERENCE : 0.018		
LAP	SECTOR 1	SECTOR 2	LAP TIME	MPH	DIFF	TIME OF DAY
1 -		23.559	1:03.111	68.90	6.682	12:56:43.901
2 -	34.466	23.395	57.861	75.15	1.432	12:57:41.762
3 -	34.118	23.210	57.328	75.85	0.899	12:58:39.090
4 -	33.749	23.084	56.833 (3)	76.51	0.404	12:59:35.923
5 -	33.745	23.714	57.459	75.68	1.030	13:00:33.382
6 -	33.480	23.048	56.528 (2)	76.92	0.099	13:01:29.910
7 -	34.174	23.041	57.215	76.00	0.786	13:02:27.125
8 -	33.664	23.774	57.438	75.70	1.009	13:03:24.563
9 -	33.498	22.931	56.429 (1)	77.06		13:04:20.992

P4 17 S Daryn BUSA		Kawasaki NINJA 400 - iActiveRC				
IDEAL LAP TIME : 56.173		BEST LAP TIME : 56.449		DIFFERENCE : 0.276		
LAP	SECTOR 1	SECTOR 2	LAP TIME	MPH	DIFF	TIME OF DAY
1 -		23.464	1:03.351	68.64	6.902	12:56:44.141
2 -	34.437	23.389	57.826	75.20	1.377	12:57:41.967
3 -	34.138	23.236	57.374	75.79	0.925	12:58:39.341
4 -	33.753	23.175	56.928 (3)	76.38	0.479	12:59:36.269
5 -	33.712	23.865	57.577	75.52	1.128	13:00:33.846
6 -	33.265	23.184	56.449 (1)	77.03		13:01:30.295
7 -	34.290	22.972	57.262	75.94	0.813	13:02:27.557
8 -	33.913	23.198	57.111	76.14	0.662	13:03:24.668
9 -	33.655	22.908	56.563 (2)	76.88	0.114	13:04:21.231

BMCRC-MRO Championships 2025 - Rnd 1 @ Brands Hatch Indy

ACU Team Green Junior Cup & Senior Ninjas & 250MZ

RACE 1 - SECTOR ANALYSIS



SECTOR 1 = FL to I1, SECTOR 2 = I1 to FL, DIFF = Difference To Personal Best Lap, P = Crossed Finish Line in Pit Lane, D = Time Disallowed

P5		7 J		Travis ROOKER		Kawasaki NINJA 400 - Swedish car connection	
IDEAL LAP TIME : 57.040		BEST LAP TIME : 57.105		DIFFERENCE : 0.065			
LAP	SECTOR 1	SECTOR 2	LAP TIME	MPH	DIFF	TIME OF DAY	
1 -		23.826	1:04.492	67.42	7.387	12:56:45.282	
2 -	34.234	23.704	57.938	75.05	0.833	12:57:43.220	
3 -	34.053	23.618	57.671	75.40	0.566	12:58:40.891	
4 -	34.015	23.452	57.467 (3)	75.67	0.362	12:59:38.358	
5 -	33.828	23.277	57.105 (1)	76.15		13:00:35.463	
6 -	33.763	23.461	57.224 (2)	75.99	0.119	13:01:32.687	
7 -	34.518	23.406	57.924	75.07	0.819	13:02:30.611	
8 -	34.100	23.743	57.843	75.17	0.738	13:03:28.454	
9 -	34.457	23.480	57.937	75.05	0.832	13:04:26.391	

P6		25 J		Chloe GLEESON		Kawasaki NINJA - Danny Webb's GP Camp	
IDEAL LAP TIME : 56.731		BEST LAP TIME : 57.177		DIFFERENCE : 0.446			
LAP	SECTOR 1	SECTOR 2	LAP TIME	MPH	DIFF	TIME OF DAY	
1 -		23.761	1:05.221	66.67	8.044	12:56:46.011	
2 -	34.797	23.436	58.233	74.67	1.056	12:57:44.244	
3 -	34.539	23.636	58.175	74.75	0.998	12:58:42.419	
4 -	34.025	23.338	57.363 (3)	75.80	0.186	12:59:39.782	
5 -	33.794	23.383	57.177 (1)	76.05		13:00:36.959	
6 -	34.417	23.033	57.450	75.69	0.273	13:01:34.409	
7 -	33.801	23.483	57.284 (2)	75.91	0.107	13:02:31.693	
8 -	33.852	23.712	57.564	75.54	0.387	13:03:29.257	
9 -	34.584	22.937	57.521	75.60	0.344	13:04:26.778	

P7		185 J		Billy CARTER		Kawasaki NINJA 400 - A&M pure engineering	
IDEAL LAP TIME : 57.189		BEST LAP TIME : 57.228		DIFFERENCE : 0.039			
LAP	SECTOR 1	SECTOR 2	LAP TIME	MPH	DIFF	TIME OF DAY	
1 -		23.860	1:05.158	66.73	7.930	12:56:45.948	
2 -	34.372	23.579	57.951	75.03	0.723	12:57:43.899	
3 -	34.651	23.661	58.312	74.57	1.084	12:58:42.211	
4 -	34.064	23.444	57.508	75.61	0.280	12:59:39.719	
5 -	34.085	23.269	57.354 (2)	75.82	0.126	13:00:37.073	
6 -	34.027	23.415	57.442	75.70	0.214	13:01:34.515	
7 -	33.984	24.240	58.224	74.68	0.996	13:02:32.739	
8 -	34.040	23.382	57.422 (3)	75.73	0.194	13:03:30.161	
9 -	34.023	23.205	57.228 (1)	75.98		13:04:27.389	

P8		112 J		Ruben BRAY		Kawasaki 300/400 -	
IDEAL LAP TIME : 57.563		BEST LAP TIME : 57.563		DIFFERENCE : 0.000			
LAP	SECTOR 1	SECTOR 2	LAP TIME	MPH	DIFF	TIME OF DAY	
1 -		23.827	1:04.577	67.33	7.014	12:56:45.367	
2 -	34.600	23.523	58.123	74.81	0.560	12:57:43.490	
3 -	34.977	23.808	58.785	73.97	1.222	12:58:42.275	
4 -	34.510	23.433	57.943 (2)	75.04	0.380	12:59:40.218	
5 -	34.142	23.421	57.563 (1)	75.54		13:00:37.781	
6 -	34.432	23.558	57.990 (3)	74.98	0.427	13:01:35.771	
7 -	34.598	23.654	58.252	74.65	0.689	13:02:34.023	
8 -	34.645	24.040	58.685	74.10	1.122	13:03:32.708	
9 -	34.997	23.723	58.720	74.05	1.157	13:04:31.428	

BMCRC-MRO Championships 2025 - Rnd 1 @ Brands Hatch Indy

ACU Team Green Junior Cup & Senior Ninjas & 250MZ

RACE 1 - SECTOR ANALYSIS



SECTOR 1 = FL to I1, SECTOR 2 = I1 to FL, DIFF = Difference To Personal Best Lap, P = Crossed Finish Line in Pit Lane, D = Time Disallowed

P9 27 J Alfie GARROD		Kawasaki NINJA 400 -				
IDEAL LAP TIME : 57.047		BEST LAP TIME : 57.047		DIFFERENCE : 0.000		
LAP	SECTOR 1	SECTOR 2	LAP TIME	MPH	DIFF	TIME OF DAY
1 -		24.086	1:06.247	65.64	9.200	12:56:47.037
2 -	34.190	23.346	57.536 (2)	75.58	0.489	12:57:44.573
3 -	34.415	23.523	57.938 (3)	75.05	0.891	12:58:42.511
4 -	34.901	23.424	58.325	74.55	1.278	12:59:40.836
5 -	33.844	23.203	57.047 (1)	76.22		13:00:37.883
6 -	34.561	23.410	57.971	75.01	0.924	13:01:35.854
7 -	34.865	23.507	58.372	74.49	1.325	13:02:34.226
8 -	34.814	23.827	58.641	74.15	1.594	13:03:32.867
9 -	35.207	23.732	58.939	73.78	1.892	13:04:31.806

P10 46 J Isobel CARTER		Kawasaki 400 - R&G				
IDEAL LAP TIME : 57.097		BEST LAP TIME : 57.097		DIFFERENCE : 0.000		
LAP	SECTOR 1	SECTOR 2	LAP TIME	MPH	DIFF	TIME OF DAY
1 -		24.102	1:06.196	65.69	9.099	12:56:46.986
2 -	34.572	23.498	58.070	74.88	0.973	12:57:45.056
3 -	34.208	23.458	57.666 (2)	75.41	0.569	12:58:42.722
4 -	34.886	23.428	58.314	74.57	1.217	12:59:41.036
5 -	34.034	23.063	57.097 (1)	76.16		13:00:38.133
6 -	34.722	23.170	57.892 (3)	75.11	0.795	13:01:36.025
7 -	34.774	23.605	58.379	74.48	1.282	13:02:34.404
8 -	35.060	25.288	1:00.348	72.05	3.251	13:03:34.752
9 -	34.297	24.003	58.300	74.59	1.203	13:04:33.052

P11 125 J Isabelle WINGATE		Kawasaki NINJA 400 -				
IDEAL LAP TIME : 57.414		BEST LAP TIME : 57.414		DIFFERENCE : 0.000		
LAP	SECTOR 1	SECTOR 2	LAP TIME	MPH	DIFF	TIME OF DAY
1 -		24.477	1:07.385	64.53	9.971	12:56:48.175
2 -	34.776	23.827	58.603	74.20	1.189	12:57:46.778
3 -	34.794	23.619	58.413	74.44	0.999	12:58:45.191
4 -	33.989	23.425	57.414 (1)	75.74		12:59:42.605
5 -	34.148	23.626	57.774 (3)	75.26	0.360	13:00:40.379
6 -	34.923	23.596	58.519	74.31	1.105	13:01:38.898
7 -	34.023	23.478	57.501 (2)	75.62	0.087	13:02:36.399
8 -	34.575	23.681	58.256	74.64	0.842	13:03:34.655
9 -	34.147	25.692	59.839	72.67	2.425	13:04:34.494

P12 81 J Blake WILSON		Kawasaki NINJA 401 - BSL home improvements				
IDEAL LAP TIME : 58.049		BEST LAP TIME : 58.049		DIFFERENCE : 0.000		
LAP	SECTOR 1	SECTOR 2	LAP TIME	MPH	DIFF	TIME OF DAY
1 -		24.061	1:05.813	66.07	7.764	12:56:46.603
2 -	34.616	23.893	58.509	74.32	0.460	12:57:45.112
3 -	34.758	23.641	58.399	74.46	0.350	12:58:43.511
4 -	34.730	23.774	58.504	74.33	0.455	12:59:42.015
5 -	34.592	23.687	58.279 (3)	74.61	0.230	13:00:40.294
6 -	35.029	23.990	59.019	73.68	0.970	13:01:39.313
7 -	34.468	23.581	58.049 (1)	74.91		13:02:37.362
8 -	34.507	23.600	58.107 (2)	74.83	0.058	13:03:35.469
9 -	35.134	23.952	59.086	73.59	1.037	13:04:34.555

BMCRC-MRO Championships 2025 - Rnd 1 @ Brands Hatch Indy

ACU Team Green Junior Cup & Senior Ninjas & 250MZ

RACE 1 - SECTOR ANALYSIS



SECTOR 1 = FL to I1, SECTOR 2 = I1 to FL, DIFF = Difference To Personal Best Lap, P = Crossed Finish Line in Pit Lane, D = Time Disallowed

P13 461 J Sid MARSHALL		Kawasaki NINJA 400 -				
IDEAL LAP TIME : 59.281		BEST LAP TIME : 59.443		DIFFERENCE : 0.162		
LAP	SECTOR 1	SECTOR 2	LAP TIME	MPH	DIFF	TIME OF DAY
1 -		24.836	1:07.912	64.03	8.469	12:56:48.702
2 -	35.497	24.818	1:00.315	72.09	0.872	12:57:49.017
3 -	35.328	24.959	1:00.287	72.13	0.844	12:58:49.304
4 -	35.262	24.892	1:00.154	72.29	0.711	12:59:49.458
5 -	35.309	24.584	59.893	72.60	0.450	13:00:49.351
6 -	35.184	24.631	59.815	72.70	0.372	13:01:49.166
7 -	34.871	24.742	59.613 (3)	72.94	0.170	13:02:48.779
8 -	34.902	24.541	59.443 (1)	73.15		13:03:48.222
9 -	35.109	24.410	59.519 (2)	73.06	0.076	13:04:47.741

P14 69 MZ Alexander MANN		Mz TS 250 - HS Racing				
IDEAL LAP TIME : 57.853		BEST LAP TIME : 57.853		DIFFERENCE : 0.000		
LAP	SECTOR 1	SECTOR 2	LAP TIME	MPH	DIFF	TIME OF DAY
1 -		24.450	1:24.249	51.61	26.396	12:57:05.039
2 -	35.219	24.866	1:00.085	72.37	2.232	12:58:05.124
3 -	36.374	24.073	1:00.447	71.94	2.594	12:59:05.571
4 -	35.028	24.134	59.162	73.50	1.309	13:00:04.733
5 -	34.754	23.591	58.345 (2)	74.53	0.492	13:01:03.078
6 -	34.938	24.557	59.495	73.09	1.642	13:02:02.573
7 -	34.872	23.998	58.870 (3)	73.86	1.017	13:03:01.443
8 -	34.347	23.506	57.853 (1)	75.16		13:03:59.296
9 -	35.155	23.817	58.972	73.74	1.119	13:04:58.268

P15 85 MZ Andrew WALES		MZ ETZ 250 - Show Control International				
IDEAL LAP TIME : 57.848		BEST LAP TIME : 58.131		DIFFERENCE : 0.283		
LAP	SECTOR 1	SECTOR 2	LAP TIME	MPH	DIFF	TIME OF DAY
1 -		24.461	1:26.205	50.44	28.074	12:57:06.995
2 -	35.060	23.984	59.044	73.65	0.913	12:58:06.039
3 -	35.710	24.308	1:00.018	72.45	1.887	12:59:06.057
4 -	34.890	24.258	59.148	73.52	1.017	13:00:05.205
5 -	34.468	23.663	58.131 (1)	74.80		13:01:03.336
6 -	35.267	24.059	59.326	73.30	1.195	13:02:02.662
7 -	34.588	24.121	58.709 (3)	74.07	0.578	13:03:01.371
8 -	34.185	23.958	58.143 (2)	74.79	0.012	13:03:59.514
9 -	34.846	24.096	58.942	73.77	0.811	13:04:58.456

P16 124 J Harley BAKER		Kawasaki NINJA 400 -				
IDEAL LAP TIME : 59.697		BEST LAP TIME : 59.697		DIFFERENCE : 0.000		
LAP	SECTOR 1	SECTOR 2	LAP TIME	MPH	DIFF	TIME OF DAY
1 -		25.466	1:10.163	61.97	10.466	12:56:50.953
2 -	37.693	25.471	1:03.164	68.84	3.467	12:57:54.117
3 -	36.798	25.455	1:02.253	69.85	2.556	12:58:56.370
4 -	37.025	24.959	1:01.984	70.15	2.287	12:59:58.354
5 -	37.041	25.072	1:02.113	70.01	2.416	13:01:00.467
6 -	36.286	24.408	1:00.694 (3)	71.64	0.997	13:02:01.161
7 -	35.857	24.271	1:00.128 (2)	72.32	0.431	13:03:01.289
8 -	35.694	24.003	59.697 (1)	72.84		13:04:00.986
9 -	36.270	24.662	1:00.932	71.36	1.235	13:05:01.918

BMCRC-MRO Championships 2025 - Rnd 1 @ Brands Hatch Indy

ACU Team Green Junior Cup & Senior Ninjas & 250MZ

RACE 1 - SECTOR ANALYSIS



SECTOR 1 = FL to I1, SECTOR 2 = I1 to FL, DIFF = Difference To Personal Best Lap, P = Crossed Finish Line in Pit Lane, D = Time Disallowed

P17 75 MZ Peter WOODALL			MZ ETZ 250 - RevdCoin			
IDEAL LAP TIME : 58.730		BEST LAP TIME : 58.730		DIFFERENCE : 0.000		
LAP	SECTOR 1	SECTOR 2	LAP TIME	MPH	DIFF	TIME OF DAY
1 -		24.373	1:26.432	50.31	27.702	12:57:07.222
2 -	35.485	24.137	59.622	72.93	0.892	12:58:06.844
3 -	35.272	24.273	59.545	73.03	0.815	12:59:06.389
4 -	34.964	24.397	59.361 (3)	73.25	0.631	13:00:05.750
5 -	34.844	23.886	58.730 (1)	74.04		13:01:04.480
6 -	34.993	24.664	59.657	72.89	0.927	13:02:04.137
7 -	35.374	24.513	59.887	72.61	1.157	13:03:04.024
8 -	35.849	24.270	1:00.119	72.33	1.389	13:04:04.143
9 -	35.238	24.002	59.240 (2)	73.40	0.510	13:05:03.383

P18 96 MZ Chris KENT			MZ TS 250 -			
IDEAL LAP TIME : 58.732		BEST LAP TIME : 59.169		DIFFERENCE : 0.437		
LAP	SECTOR 1	SECTOR 2	LAP TIME	MPH	DIFF	TIME OF DAY
1 -		24.256	1:25.205	51.03	26.036	12:57:05.995
2 -	35.319	24.230	59.549	73.02	0.380	12:58:05.544
3 -	36.048	24.364	1:00.412	71.98	1.243	12:59:05.956
4 -	35.084	24.114	59.198 (2)	73.45	0.029	13:00:05.154
5 -	34.901	24.268	59.169 (1)	73.49		13:01:04.323
6 -	35.131	24.460	59.591	72.97	0.422	13:02:03.914
7 -	35.687	24.843	1:00.530	71.84	1.361	13:03:04.444
8 -	35.955	23.831	59.786	72.73	0.617	13:04:04.230
9 -	35.270	24.086	59.356 (3)	73.26	0.187	13:05:03.586

P19 95 MZ Christopher ROGERS			Mz ETZ 250 - CB Racing			
IDEAL LAP TIME : 59.151		BEST LAP TIME : 59.423		DIFFERENCE : 0.272		
LAP	SECTOR 1	SECTOR 2	LAP TIME	MPH	DIFF	TIME OF DAY
1 -		24.742	1:27.301	49.81	27.878	12:57:08.091
2 -	35.227	24.196	59.423 (1)	73.18		12:58:07.514
3 -	35.792	24.600	1:00.392	72.00	0.969	12:59:07.906
4 -	35.886	24.023	59.909	72.58	0.486	13:00:07.815
5 -	35.494	24.180	59.674 (2)	72.87	0.251	13:01:07.489
6 -	35.704	24.008	59.712 (3)	72.82	0.289	13:02:07.201
7 -	35.832	23.924	59.756	72.77	0.333	13:03:06.957
8 -	35.444	24.271	59.715	72.82	0.292	13:04:06.672
9 -	35.623	24.367	59.990	72.48	0.567	13:05:06.662

P20 37 MZ Harry LAMACRAFT			MZ ETZ 250 - All Flower No Power			
IDEAL LAP TIME : 59.339		BEST LAP TIME : 59.610		DIFFERENCE : 0.271		
LAP	SECTOR 1	SECTOR 2	LAP TIME	MPH	DIFF	TIME OF DAY
1 -		24.595	1:26.743	50.13	27.133	12:57:07.533
2 -	35.738	24.400	1:00.138	72.31	0.528	12:58:07.671
3 -	35.212	24.876	1:00.088	72.37	0.478	12:59:07.759
4 -	35.552	24.280	59.832	72.68	0.222	13:00:07.591
5 -	35.474	24.511	59.985	72.49	0.375	13:01:07.576
6 -	35.366	24.317	59.683 (2)	72.86	0.073	13:02:07.259
7 -	35.215	24.395	59.610 (1)	72.95		13:03:06.869
8 -	35.059	24.664	59.723 (3)	72.81	0.113	13:04:06.592
9 -	35.690	24.530	1:00.220	72.21	0.610	13:05:06.812

BMCRC-MRO Championships 2025 - Rnd 1 @ Brands Hatch Indy

ACU Team Green Junior Cup & Senior Ninjas & 250MZ

RACE 1 - SECTOR ANALYSIS



SECTOR 1 = FL to I1, SECTOR 2 = I1 to FL, DIFF = Difference To Personal Best Lap, P = Crossed Finish Line in Pit Lane, D = Time Disallowed

P21 40 J Archie ORMROD		Kawasaki NINJA 400 - Prestige Flooring				
IDEAL LAP TIME : 1:01.560		BEST LAP TIME : 1:01.896		DIFFERENCE : 0.336		
LAP	SECTOR 1	SECTOR 2	LAP TIME	MPH	DIFF	TIME OF DAY
1 -		25.465	1:10.414	61.75	8.518	12:56:51.204
2 -	37.229	25.448	1:02.677	69.38	0.781	12:57:53.881
3 -	36.822	25.459	1:02.281	69.82	0.385	12:58:56.162
4 -	37.152	24.958	1:02.110	70.01	0.214	12:59:58.272
5 -	36.899	25.033	1:01.932 (2)	70.21	0.036	13:01:00.204
6 -	37.153	24.829	1:01.982	70.15	0.086	13:02:02.186
7 -	36.731	25.213	1:01.944 (3)	70.20	0.048	13:03:04.130
8 -	36.765	25.131	1:01.896 (1)	70.25		13:04:06.026
9 -	37.175	25.342	1:02.517	69.55	0.621	13:05:08.543

P22 58 J Max RHODES		Kawasaki EX 400 - Oliver's mount Mototec				
IDEAL LAP TIME : 1:00.672		BEST LAP TIME : 1:00.672		DIFFERENCE : 0.000		
LAP	SECTOR 1	SECTOR 2	LAP TIME	MPH	DIFF	TIME OF DAY
1 -		25.842	1:11.344	60.95	10.672	12:56:52.134
2 -	37.016	25.844	1:02.860	69.17	2.188	12:57:54.994
3 -	36.980	25.098	1:02.078	70.05	1.406	12:58:57.072
4 -	37.205	25.285	1:02.490	69.58	1.818	12:59:59.562
5 -	36.951	25.103	1:02.054 (3)	70.07	1.382	13:01:01.616
6 -	36.053	24.619	1:00.672 (1)	71.67		13:02:02.288
7 -	36.894	25.218	1:02.112	70.01	1.440	13:03:04.400
8 -	36.677	25.304	1:01.981 (2)	70.16	1.309	13:04:06.381
9 -	37.038	25.248	1:02.286	69.81	1.614	13:05:08.667

P23 33 S Patrick KLINGE		Kawasaki NINJA 400 - Klingklong Racing				
IDEAL LAP TIME : 1:01.263		BEST LAP TIME : 1:01.263		DIFFERENCE : 0.000		
LAP	SECTOR 1	SECTOR 2	LAP TIME	MPH	DIFF	TIME OF DAY
1 -		25.679	1:10.974	61.27	9.711	12:56:51.764
2 -	37.138	25.973	1:03.111	68.90	1.848	12:57:54.875
3 -	37.840	25.297	1:03.137	68.87	1.874	12:58:58.012
4 -	37.042	25.339	1:02.381	69.71	1.118	13:00:00.393
5 -	36.736	25.183	1:01.919 (3)	70.23	0.656	13:01:02.312
6 -	36.661	25.217	1:01.878 (2)	70.27	0.615	13:02:04.190
7 -	36.885	25.105	1:01.990	70.15	0.727	13:03:06.180
8 -	37.052	25.082	1:02.134	69.98	0.871	13:04:08.314
9 -	36.448	24.815	1:01.263 (1)	70.98		13:05:09.577

P24 54 S Ben SCOTT		Kawasaki NINJA 400 - GI Landscapes VampTech				
IDEAL LAP TIME : 1:01.939		BEST LAP TIME : 1:01.939		DIFFERENCE : 0.000		
LAP	SECTOR 1	SECTOR 2	LAP TIME	MPH	DIFF	TIME OF DAY
1 -		25.461	1:09.912	62.20	7.973	12:56:50.702
2 -	37.459	25.514	1:02.973	69.05	1.034	12:57:53.675
3 -	38.040	25.185	1:03.225	68.77	1.286	12:58:56.900
4 -	37.232	25.244	1:02.476	69.60	0.537	12:59:59.376
5 -	36.996	25.130	1:02.126 (2)	69.99	0.187	13:01:01.502
6 -	37.225	25.280	1:02.505	69.57	0.566	13:02:04.007
7 -	36.918	25.021	1:01.939 (1)	70.20		13:03:05.946
8 -	37.190	25.094	1:02.284 (3)	69.81	0.345	13:04:08.230
9 -	37.292	25.087	1:02.379	69.71	0.440	13:05:10.609

BMCRC-MRO Championships 2025 - Rnd 1 @ Brands Hatch Indy

ACU Team Green Junior Cup & Senior Ninjas & 250MZ

RACE 1 - SECTOR ANALYSIS



SECTOR 1 = FL to I1, SECTOR 2 = I1 to FL, DIFF = Difference To Personal Best Lap, P = Crossed Finish Line in Pit Lane, D = Time Disallowed

P25 13 MZ		Gordon RYAN		MZ 250 - Prism Work Psychology		
IDEAL LAP TIME : 1:00.254		BEST LAP TIME : 1:00.254		DIFFERENCE : 0.000		
LAP	SECTOR 1	SECTOR 2	LAP TIME	MPH	DIFF	TIME OF DAY
1 -		25.398	1:27.449	49.72	27.195	12:57:08.239
2 -	36.009	24.791	1:00.800	71.52	0.546	12:58:09.039
3 -	36.062	24.673	1:00.735	71.59	0.481	12:59:09.774
4 -	36.098	24.713	1:00.811	71.51	0.557	13:00:10.585
5 -	36.173	24.730	1:00.903	71.40	0.649	13:01:11.488
6 -	35.944	24.605	1:00.549 (2)	71.81	0.295	13:02:12.037
7 -	35.945	24.727	1:00.672 (3)	71.67	0.418	13:03:12.709
8 -	35.918	24.336	1:00.254 (1)	72.17		13:04:12.963
9 -	36.362	24.847	1:01.209	71.04	0.955	13:05:14.172

P26 73 S		Jemma GRAYSON		Kawasaki NINJA 300 -		
IDEAL LAP TIME : 1:01.716		BEST LAP TIME : 1:01.716		DIFFERENCE : 0.000		
LAP	SECTOR 1	SECTOR 2	LAP TIME	MPH	DIFF	TIME OF DAY
1 -		25.957	1:12.094	60.31	10.378	12:56:52.884
2 -	37.483	25.336	1:02.819 (3)	69.22	1.103	12:57:55.703
3 -	37.432	25.493	1:02.925	69.10	1.209	12:58:58.628
4 -	37.252	25.188	1:02.440 (2)	69.64	0.724	13:00:01.068
5 -	36.777	24.939	1:01.716 (1)	70.46		13:01:02.784
6 -	37.559	25.792	1:03.351	68.64	1.635	13:02:06.135
7 -	37.619	25.430	1:03.049	68.97	1.333	13:03:09.184
8 -	37.501	26.005	1:03.506	68.47	1.790	13:04:12.690
9 -	37.273	25.698	1:02.971	69.05	1.255	13:05:15.661

P27 11 MZ		Carl CRIPPS		MZ ETZ250 - MIS UK LTD		
IDEAL LAP TIME : 1:01.232		BEST LAP TIME : 1:01.232		DIFFERENCE : 0.000		
LAP	SECTOR 1	SECTOR 2	LAP TIME	MPH	DIFF	TIME OF DAY
1 -		25.328	1:28.354	49.21	27.122	12:57:09.144
2 -	36.240	24.992	1:01.232 (1)	71.01		12:58:10.376
3 -	36.991	25.345	1:02.336 (3)	69.76	1.104	12:59:12.712
4 -	37.359	25.604	1:02.963	69.06	1.731	13:00:15.675
5 -	37.988	26.488	1:04.476	67.44	3.244	13:01:20.151
6 -	38.403	26.683	1:05.086	66.81	3.854	13:02:25.237
7 -	37.419	25.050	1:02.469	69.61	1.237	13:03:27.706
8 -	37.256	25.034	1:02.290 (2)	69.81	1.058	13:04:29.996

P28 26 J		Brooke CHAMPION		Kawasaki 300 NINJA - Dad		
IDEAL LAP TIME : 1:03.939		BEST LAP TIME : 1:04.024		DIFFERENCE : 0.085		
LAP	SECTOR 1	SECTOR 2	LAP TIME	MPH	DIFF	TIME OF DAY
1 -		25.974	1:13.028	59.54	9.004	12:56:53.818
2 -	38.722	25.591	1:04.313 (2)	67.61	0.289	12:57:58.131
3 -	38.408	25.616	1:04.024 (1)	67.92		12:59:02.155
4 -	38.348	27.176	1:05.524 (3)	66.36	1.500	13:00:07.679
5 -	40.528	26.608	1:07.136	64.77	3.112	13:01:14.815
6 -	39.165	26.793	1:05.958	65.92	1.934	13:02:20.773
7 -	39.012	27.764	1:06.776	65.12	2.752	13:03:27.549
8 -	40.635	27.355	1:07.990	63.95	3.966	13:04:35.539

BMCRC-MRO Championships 2025 - Rnd 1 @ Brands Hatch Indy

ACU Team Green Junior Cup & Senior Ninjas & 250MZ

RACE 1 - SECTOR ANALYSIS



SECTOR 1 = FL to I1, SECTOR 2 = I1 to FL, DIFF = Difference To Personal Best Lap, P = Crossed Finish Line in Pit Lane, D = Time Disallowed

P29 102 MZ		Caleb WRIGHT		MZ 250 ETZ - Clover Investments			
IDEAL LAP TIME : 1:02.948		BEST LAP TIME : 1:02.990		DIFFERENCE : 0.042			
LAP	SECTOR 1	SECTOR 2	LAP TIME	MPH	DIFF	TIME OF DAY	
1 -		25.898	1:30.112	48.25	27.122	12:57:10.902	
2 -	37.485	25.866	1:03.351	68.64	0.361	12:58:14.253	
3 -	37.446	25.637	1:03.083 (2)	68.93	0.093	12:59:17.336	
4 -	37.540	26.057	1:03.597	68.37	0.607	13:00:20.933	
5 -	37.618	25.595	1:03.213 (3)	68.79	0.223	13:01:24.146	
6 -	37.551	25.819	1:03.370	68.62	0.380	13:02:27.516	
7 -	37.488	25.502	1:02.990 (1)	69.03		13:03:30.506	
8 -	37.876	27.248	1:05.124	66.77	2.134	13:04:35.630	

P30 82 S		Joe DENNEY		Kawasaki NINJA 300 -			
IDEAL LAP TIME : 1:04.676		BEST LAP TIME : 1:05.241		DIFFERENCE : 0.565			
LAP	SECTOR 1	SECTOR 2	LAP TIME	MPH	DIFF	TIME OF DAY	
1 -		26.685	1:15.116	57.89	9.875	12:56:55.906	
2 -	39.582	26.644	1:06.226	65.66	0.985	12:58:02.132	
3 -	39.554	26.706	1:06.260	65.62	1.019	12:59:08.392	
4 -	39.240	26.141	1:05.381 (2)	66.51	0.140	13:00:13.773	
5 -	39.563	26.094	1:05.657	66.23	0.416	13:01:19.430	
6 -	38.915	26.326	1:05.241 (1)	66.65		13:02:24.671	
7 -	39.587	25.994	1:05.581 (3)	66.30	0.340	13:03:30.252	
8 -	38.682	26.955	1:05.637	66.25	0.396	13:04:35.889	

P31 8 MZ		Rich ASKEW		Mz ETZ - L+R construction			
IDEAL LAP TIME :		BEST LAP TIME : 1:02.122		DIFFERENCE :			
LAP	SECTOR 1	SECTOR 2	LAP TIME	MPH	DIFF	TIME OF DAY	
1 -			1:31.032	47.76	28.910	12:57:11.822	
2 -			1:04.547	67.37	2.425	12:58:16.369	
3 -			1:05.352	66.54	3.230	12:59:21.721	
4 -			1:04.468	67.45	2.346	13:00:26.189	
5 -			1:03.051	68.96	0.929	13:01:29.240	
6 -			1:02.122 (1)	70.00		13:02:31.362	
7 -			1:02.545 (3)	69.52	0.423	13:03:33.907	
8 -			1:02.295 (2)	69.80	0.173	13:04:36.202	

P32 166 MZ		Graeme LEWIS		MZ 250 - Morris Racing Lubricants #MRL			
IDEAL LAP TIME : 1:02.422		BEST LAP TIME : 1:02.422		DIFFERENCE : 0.000			
LAP	SECTOR 1	SECTOR 2	LAP TIME	MPH	DIFF	TIME OF DAY	
1 -		26.193	1:32.348	47.08	29.926	12:57:13.138	
2 -	38.099	25.660	1:03.759	68.20	1.337	12:58:16.897	
3 -	37.546	25.772	1:03.318 (3)	68.67	0.896	12:59:20.215	
4 -	37.795	25.693	1:03.488	68.49	1.066	13:00:23.703	
5 -	37.889	25.864	1:03.753	68.21	1.331	13:01:27.456	
6 -	38.135	25.576	1:03.711	68.25	1.289	13:02:31.167	
7 -	37.831	25.418	1:03.249 (2)	68.75	0.827	13:03:34.416	
8 -	37.042	25.380	1:02.422 (1)	69.66		13:04:36.838	

P33 14 MZ		Andy MARKS		MZ ETZ - Kingpin Components			
IDEAL LAP TIME : 1:01.228		BEST LAP TIME : 1:01.228		DIFFERENCE : 0.000			
LAP	SECTOR 1	SECTOR 2	LAP TIME	MPH	DIFF	TIME OF DAY	
1 -		26.296	1:32.251	47.13	31.023	12:57:13.041	
2 -	38.138	26.685	1:04.823	67.08	3.595	12:58:17.864	
3 -	38.130	26.450	1:04.580	67.33	3.352	12:59:22.444	
4 -	38.830	26.417	1:05.247	66.64	4.019	13:00:27.691	
5 -	37.528	25.417	1:02.945	69.08	1.717	13:01:30.636	
6 -	36.707	25.540	1:02.247 (2)	69.86	1.019	13:02:32.883	
7 -	37.184	25.628	1:02.812 (3)	69.23	1.584	13:03:35.695	
8 -	36.099	25.129	1:01.228 (1)	71.02		13:04:36.923	

BMCRC-MRO Championships 2025 - Rnd 1 @ Brands Hatch Indy

ACU Team Green Junior Cup & Senior Ninjas & 250MZ

RACE 1 - SECTOR ANALYSIS



SECTOR 1 = FL to I1, SECTOR 2 = I1 to FL, DIFF = Difference To Personal Best Lap, P = Crossed Finish Line in Pit Lane, D = Time Disallowed

P34 22 MZ Simon FINCH		MZ ETZ250 -				
IDEAL LAP TIME : 1:02.872		BEST LAP TIME : 1:03.001		DIFFERENCE : 0.129		
LAP	SECTOR 1	SECTOR 2	LAP TIME	MPH	DIFF	TIME OF DAY
1 -		26.734	1:33.813	46.35	30.812	12:57:14.603
2 -	38.534	25.630	1:04.164	67.77	1.163	12:58:18.767
3 -	37.572	26.192	1:03.764	68.19	0.763	12:59:22.531
4 -	37.725	26.036	1:03.761 (3)	68.20	0.760	13:00:26.292
5 -	38.028	25.775	1:03.803	68.15	0.802	13:01:30.095
6 -	38.261	26.107	1:04.368	67.55	1.367	13:02:34.463
7 -	37.743	25.892	1:03.635 (2)	68.33	0.634	13:03:38.098
8 -	37.701	25.300	1:03.001 (1)	69.02		13:04:41.099

P35 9 MZ Gary HOWLETT		MZ TS250 - HS Racing				
IDEAL LAP TIME : 1:03.218		BEST LAP TIME : 1:03.218		DIFFERENCE : 0.000		
LAP	SECTOR 1	SECTOR 2	LAP TIME	MPH	DIFF	TIME OF DAY
1 -		25.823	1:31.659	47.44	28.441	12:57:12.449
2 -	38.131	26.129	1:04.260	67.67	1.042	12:58:16.709
3 -	39.091	26.010	1:05.101	66.79	1.883	12:59:21.810
4 -	38.069	26.020	1:04.089	67.85	0.871	13:00:25.899
5 -	38.835	25.654	1:04.489	67.43	1.271	13:01:30.388
6 -	38.109	25.843	1:03.952 (3)	67.99	0.734	13:02:34.340
7 -	37.674	25.544	1:03.218 (1)	68.78		13:03:37.558
8 -	38.006	25.619	1:03.625 (2)	68.34	0.407	13:04:41.183

P36 52 MZ Tony PARKER		MZ 250 - Cancer research uk				
IDEAL LAP TIME : 1:05.907		BEST LAP TIME : 1:05.926		DIFFERENCE : 0.019		
LAP	SECTOR 1	SECTOR 2	LAP TIME	MPH	DIFF	TIME OF DAY
1 -		26.710	1:33.522	46.49	27.596	12:57:14.312
2 -	39.937	27.453	1:07.390	64.52	1.464	12:58:21.702
3 -	39.565	27.206	1:06.771 (2)	65.12	0.845	12:59:28.473
4 -	40.030	27.308	1:07.338	64.57	1.412	13:00:35.811
5 -	39.969	27.166	1:07.135	64.77	1.209	13:01:42.946
6 -	39.752	27.082	1:06.834 (3)	65.06	0.908	13:02:49.780
7 -	40.030	27.748	1:07.778	64.15	1.852	13:03:57.558
8 -	39.197	26.729	1:05.926 (1)	65.96		13:05:03.484

P37 32 MZ John ASHMEAD		Mz 250 -				
IDEAL LAP TIME :		BEST LAP TIME :		DIFFERENCE :		
LAP	SECTOR 1	SECTOR 2	LAP TIME	MPH	DIFF	TIME OF DAY
1 -		27.810	1:34.135	46.19		12:57:14.925

BMCRC-MRO Championships 2025 - Rnd 1 @ Brands Hatch Indy

ACU Team Green Junior Cup & Senior Ninjas & 250MZ

RACE 1 - BEST SECTORS

POS	SECTOR 1		SECTOR 2		IDEAL / BEST COMPARISON			IDEAL	BEST	DIFF
	NO	TIME	NO	TIME	POS	NO	NAME			
								PERFECT LAP	56.173	
1	17	33.265	17	22.908	1	17	BUSA	56.173	56.449	0.276
2	6	33.480	6	22.931	2	6	BUSA	56.411	56.429	0.018
3	257	33.501	25	22.937	3	257	McCARTNEY	56.558	56.653	0.095
4	217	33.607	217	22.984	4	217	COOPER	56.591	56.591	0.000
5	7	33.763	257	23.057	5	25	GLEESON	56.731	57.177	0.446
6	25	33.794	46	23.063	6	7	ROOKER	57.040	57.105	0.065
7	27	33.844	27	23.203	7	27	GARROD	57.047	57.047	0.000
8	185	33.984	185	23.205	8	46	CARTER	57.097	57.097	0.000
9	125	33.989	7	23.277	9	185	CARTER	57.189	57.228	0.039
10	46	34.034	112	23.421	10	125	WINGATE	57.414	57.414	0.000
11	112	34.142	125	23.425	11	112	BRAY	57.563	57.563	0.000
12	85	34.185	69	23.506	12	85	WALES	57.848	58.131	0.283
13	69	34.347	81	23.581	13	69	MANN	57.853	57.853	0.000
14	81	34.468	85	23.663	14	81	WILSON	58.049	58.049	0.000
15	75	34.844	96	23.831	15	75	WOODALL	58.730	58.730	0.000
16	461	34.871	75	23.886	16	96	KENT	58.732	59.169	0.437
17	96	34.901	95	23.924	17	95	ROGERS	59.151	59.423	0.272
18	37	35.059	124	24.003	18	461	MARSHALL	59.281	59.443	0.162
19	95	35.227	37	24.280	19	37	LAMACRAFT	59.339	59.610	0.271
20	124	35.694	13	24.336	20	124	BAKER	59.697	59.697	0.000
21	13	35.918	461	24.410	21	13	RYAN	1:00.254	1:00.254	0.000
22	58	36.053	58	24.619	22	58	RHODES	1:00.672	1:00.672	0.000
23	14	36.099	33	24.815	23	14	MARKS	1:01.228	1:01.228	0.000
24	11	36.240	40	24.829	24	11	CRIPPS	1:01.232	1:01.232	0.000
25	33	36.448	73	24.939	25	33	KLINGE	1:01.263	1:01.263	0.000
26	40	36.731	11	24.992	26	40	ORMROD	1:01.560	1:01.896	0.336
27	73	36.777	54	25.021	27	73	GRAYSON	1:01.716	1:01.716	0.000
28	54	36.918	14	25.129	28	54	SCOTT	1:01.939	1:01.939	0.000
29	166	37.042	22	25.300	29	166	LEWIS	1:02.422	1:02.422	0.000
30	102	37.446	166	25.380	30	22	FINCH	1:02.872	1:03.001	0.129
31	22	37.572	102	25.502	31	102	WRIGHT	1:02.948	1:02.990	0.042
32	9	37.674	9	25.544	32	9	HOWLETT	1:03.218	1:03.218	0.000
33	26	38.348	26	25.591	33	26	CHAMPION	1:03.939	1:04.024	0.085
34	82	38.682	82	25.994	34	82	DENNEY	1:04.676	1:05.241	0.565
35	52	39.197	52	26.710	35	52	PARKER	1:05.907	1:05.926	0.019
36			32	27.810	36	8	ASKEW		1:02.122	
37					37	32	ASHMEAD			
38										

BMCRC-MRO Championships 2025 - Rnd 1 @ Brands Hatch Indy

ACU Team Green Junior Cup & Senior Ninjas & 250MZ

RACE 1 - STATISTICS

Competitors Started 37
Planned Start 2025-03-15 @ 11:20:00.000
Actual Start 2025-03-15 @ 12:55:40.789
Finish Time 2025-03-15 @ 13:04:20.798
Track Length 1.2079mi.
Total Laps 315
Total Distance Covered 380.5028mi.

Session Fastest Lap History

NO	CL	NAME	LAP TIME	TIME OF DAY	LAP	VEHICLE
257	J	Henry McCARTNEY	57.204	12:57:40.899	2	Kawasaki NINJA
257	J	Henry McCARTNEY	57.149	12:58:38.049	3	Kawasaki NINJA
257	J	Henry McCARTNEY	57.125	12:59:35.173	4	Kawasaki NINJA
217	J	Hudson COOPER	57.118	12:59:35.288	4	Kawasaki NINJA
6	J	Kian BUSA	56.833	12:59:35.929	4	Kawasaki NINJA 400
257	J	Henry McCARTNEY	56.667	13:01:29.650	6	Kawasaki NINJA
6	J	Kian BUSA	56.528	13:01:29.914	6	Kawasaki NINJA 400
17	S	Daryn BUSA	56.449	13:01:30.319	6	Kawasaki NINJA 400
6	J	Kian BUSA	56.429	13:04:20.999	9	Kawasaki NINJA 400

Session Leader History

NO	CL	NAME	FROM LAP	LAPS LED	DISTANCE	VEHICLE
217	J	Hudson COOPER	1	1	1.20 miles	Kawasaki NINJA
257	J	Henry McCARTNEY	2	3	3.62 miles	Kawasaki NINJA
217	J	Hudson COOPER	5	1	1.20 miles	Kawasaki NINJA
257	J	Henry McCARTNEY	6	4	4.83 miles	Kawasaki NINJA

Flag History

TYPE	TIME OF DAY
GREEN	12:55:40.789
FINISH	13:04:20.798

Flag Statistics

TYPE	COUNT	TOTAL LAPS	TOTAL TIME
Green	1	9	10:00.481
Red	0	0	0.000
Safety Car	0	0	0.000
FCY	0	0	0.000

BMCRC-MRO Championships 2025 - Rnd 1 @ Brands Hatch Indy

ACU Team Green Junior Cup & Senior Ninjas & 250MZ

RACE 1 - STATISTICS

CLASS : J

16 Starters

Fastest Lap History

NO	NAME	LAP TIME	TIME OF DAY	LAP	VEHICLE
257	Henry McCARTNEY	57.204	12:57:40.899	2	Kawasaki NINJA
257	Henry McCARTNEY	57.149	12:58:38.049	3	Kawasaki NINJA
257	Henry McCARTNEY	57.125	12:59:35.173	4	Kawasaki NINJA
217	Hudson COOPER	57.118	12:59:35.288	4	Kawasaki NINJA
6	Kian BUSA	56.833	12:59:35.929	4	Kawasaki NINJA 400
257	Henry McCARTNEY	56.667	13:01:29.650	6	Kawasaki NINJA
6	Kian BUSA	56.528	13:01:29.914	6	Kawasaki NINJA 400
6	Kian BUSA	56.429	13:04:20.999	9	Kawasaki NINJA 400

Leader History

NO	NAME	FROM LAP	LAPS LED	DISTANCE	VEHICLE
217	Hudson COOPER	1	1	1.20 miles	Kawasaki NINJA
257	Henry McCARTNEY	2	3	3.62 miles	Kawasaki NINJA
217	Hudson COOPER	5	1	1.20 miles	Kawasaki NINJA
257	Henry McCARTNEY	6	4	4.83 miles	Kawasaki NINJA

BMCRC-MRO Championships 2025 - Rnd 1 @ Brands Hatch Indy

ACU Team Green Junior Cup & Senior Ninjas & 250MZ

RACE 1 - STATISTICS

CLASS : S

5 Starters

Fastest Lap History

NO	NAME	LAP TIME	TIME OF DAY	LAP	VEHICLE
17	Daryn BUSA	57.826	12:57:41.981	2	Kawasaki NINJA 400
17	Daryn BUSA	57.374	12:58:39.354	3	Kawasaki NINJA 400
17	Daryn BUSA	56.928	12:59:36.285	4	Kawasaki NINJA 400
17	Daryn BUSA	56.449	13:01:30.319	6	Kawasaki NINJA 400

Leader History

NO	NAME	FROM LAP	LAPS LED	DISTANCE	VEHICLE
17	Daryn BUSA	1	9	10.87 miles	Kawasaki NINJA 400

BMCRC-MRO Championships 2025 - Rnd 1 @ Brands Hatch Indy

ACU Team Green Junior Cup & Senior Ninjas & 250MZ

RACE 1 - STATISTICS

CLASS : MZ

16 Starters

Fastest Lap History

NO	NAME	LAP TIME	TIME OF DAY	LAP	VEHICLE
69	Alexander MANN	1:00.085	12:58:05.159	2	Mz TS 250
96	Chris KENT	59.549	12:58:05.578	2	MZ TS 250
85	Andrew WALES	59.044	12:58:06.071	2	MZ ETZ 250
69	Alexander MANN	58.345	13:01:03.111	5	Mz TS 250
85	Andrew WALES	58.131	13:01:03.367	5	MZ ETZ 250
69	Alexander MANN	57.853	13:03:59.330	8	Mz TS 250

Leader History

NO	NAME	FROM LAP	LAPS LED	DISTANCE	VEHICLE
69	Alexander MANN	1	6	7.24 miles	Mz TS 250
85	Andrew WALES	7	1	1.20 miles	MZ ETZ 250
69	Alexander MANN	8	2	2.41 miles	Mz TS 250



BMCRC-MRO Championships 2025 - Rnd 1 @ Brands Hatch Indy

ACU Team Green Junior Cup & Senior Ninjas & 250MZ

RACE 11 - GRID (9 Laps)

ROW 15	1		44	5	Garry SAMETT	43	32	John ASHMEAD	
ROW 14	42	52	1:05.926 Tony PARKER	41	9	1:03.218 Gary HOWLETT	40	22	1:03.001 Simon FINCH
ROW 13	39	102	1:02.990 Caleb WRIGHT	38	166	1:02.422 Graeme LEWIS	37	8	1:02.122 Rich ASKEW
ROW 12	36	11	1:01.232 Carl CRIPPS	35	14	1:01.228 Andy MARKS	34	13	1:00.254 Gordon RYAN
ROW 11	33	37	59.610 Harry LAMACRAFT	32	95	59.423 Christopher ROGERS	31	96	59.169 Chris KENT
ROW 10	30	75	58.730 Peter WOODALL	29	85	58.131 Andrew WALES	28	69	57.853 Alexander MANN
ROW 9	27			26			25		
ROW 8	24			23	71	Ben PHIPPS	22	57	Richard BUCKHAM
ROW 7	21	82	1:05.241 Joe DENNEY	20	26	1:04.024 Brooke CHAMPION	19	54	1:01.939 Ben SCOTT
ROW 6	18	40	1:01.896 Archie ORMROD	17	73	1:01.716 Jemma GRAYSON	16	33	1:01.263 Patrick KLINGE
ROW 5	15	58	1:00.672 Max RHODES	14	124	59.697 Harley BAKER	13	461	59.443 Sid MARSHALL
ROW 4	12	81	58.049 Blake WILSON	11	112	57.563 Ruben BRAY	10	125	57.414 Isabelle WINGATE
ROW 3	9	185	57.228 Billy CARTER	8	25	57.177 Chloe GLEESON	7	7	57.105 Travis ROOKER
ROW 2	6	46	57.097 Isobel CARTER	5	27	57.047 Alfie GARROD	4	257	56.653 Henry McCARTNEY
ROW 1	3	217	56.591 Hudson COOPER	2	17	56.449 Daryn BUSA	1	6	56.429 Kian BUSA

Pole



These results are provisional until the conclusion of any judicial and technical matters.

Brands Hatch Indy: 1.2079 miles

Clerk Of Course:

Timekeeper:

Craig Smith



Results can be found at www.tsl-timing.com

Printed - 13:12 Saturday, 15 March 2025





BMCRC-MRO Championships 2025 - Rnd 1 @ Brands Hatch Indy

ACU Team Green Junior Cup & Senior Ninjas & 250MZ

RACE 11 - CLASSIFICATION

Race Distance: 7 Laps / 8.45 miles

POS	NO	CL	PIC	NAME	ENTRY	LAPS	TIME	GAP	DIFF	MPH	BEST	ON	GRD	↑↓
1	257	J	1	Henry McCARTNEY	Kawasaki NINJA - ERECT SCAFFOLDING/ Dannywebb gp	7	6:43.491			75.44	56.174	7	4	3
2	217	J	2	Hudson COOPER	Kawasaki NINJA -	7	6:44.079	0.588	0.588	75.33	56.632	4	3	1
3	6	J	3	Kian BUSA	Kawasaki NINJA 400 - iActiveRC	7	6:44.184	0.693	0.105	75.31	56.617	7	1	-2
4	7	J	4	Travis ROOKER	Kawasaki NINJA 400 - Swedish car connection	7	6:44.264	0.773	0.080	75.29	56.163	4	7	3
5	17	S	1	Daryn BUSA	Kawasaki NINJA 400 - iActiveRC	7	6:44.817	1.326	0.553	75.19	56.323	4	2	-3
6	25	J	5	Chloe GLEESON	Kawasaki NINJA - Danny Webb's GP Camp	7	6:48.090	4.599	3.273	74.59	56.773	7	8	2
7	125	J	6	Isabelle WINGATE	Kawasaki NINJA 400 -	7	6:48.793	5.302	0.703	74.46	56.483	5	10	3
8	46	J	7	Isobel CARTER	Kawasaki 400 - R&G	7	6:49.370	5.879	0.577	74.35	57.279	3	6	-2
9	185	J	8	Billy CARTER	Kawasaki NINJA 400 - A&M pure engineering	7	6:49.459	5.968	0.089	74.34	56.954	6	9	0
10	81	J	9	Blake WILSON	Kawasaki NINJA 401 - BSL home improvements	7	6:52.350	8.859	2.891	73.82	57.541	5	12	2
11	27	J	10	Alfie GARROD	Kawasaki NINJA 400 -	7	6:52.433	8.942	0.083	73.80	57.079	4	5	-6
12	112	J	11	Ruben BRAY	Kawasaki 300/400 -	7	6:59.100	15.609	6.667	72.63	58.420	3	11	-1
13	461	J	12	Sid MARSHALL	Kawasaki NINJA 400 -	7	6:59.227	15.736	0.127	72.61	58.376	4	13	0
14	40	J	13	Archie ORMROD	Kawasaki NINJA 400 - Prestige Flooring	7	7:10.313	26.822	11.086	70.73	1:00.294	3	18	4
15	124	J	14	Harley BAKER	Kawasaki NINJA 400 -	7	7:10.314	26.823	0.001	70.73	1:00.113	7	14	-1
16	58	J	15	Max RHODES	Kawasaki EX 400 - Oliver's mount Mototec	7	7:10.381	26.890	0.067	70.72	1:00.098	3	15	-1
17	69	MZ	1	Alexander MANN	Mz TS 250 - HS Racing	7	7:14.337	30.846	3.956	70.08	58.123	6	24	7
18	33	S	2	Patrick KLINGE	Kawasaki NINJA 400 - Klingklong Racing	7	7:17.238	33.747	2.901	69.61	1:00.114	7	16	-2
19	96	MZ	2	Chris KENT	MZ TS 250 -	7	7:17.827	34.336	0.589	69.52	58.827	7	27	8
20	37	MZ	3	Harry LAMACRAFT	MZ ETZ 250 - All Flower No Power	7	7:17.901	34.410	0.074	69.51	58.807	7	29	9
21	75	MZ	4	Peter WOODALL	MZ ETZ 250 - RevdCoin	7	7:20.260	36.769	2.359	69.14	59.062	7	26	5
22	85	MZ	5	Andrew WALES	MZ ETZ 250 - Show Control International	7	7:25.662	42.171	5.402	68.30	59.158	7	25	3
23	13	MZ	6	Gordon RYAN	MZ 250 - Prism Work Psychology	7	7:26.510	43.019	0.848	68.17	1:00.040	4	30	7
24	54	S	3	Ben SCOTT	Kawasaki NINJA 400 - GI Landscapes VampTech	7	7:28.721	45.230	2.211	67.83	1:02.497	3	19	-5
25	95	MZ	7	Christopher ROGERS	Mz ETZ 250 - CB Racing	7	7:30.082	46.591	1.361	67.63	1:00.157	3	28	3
26	11	MZ	8	Carl CRIPPS	MZ ETZ250 - MIS UK LTD	7	7:32.383	48.892	2.301	67.28	1:00.617	2	32	6
27	32	MZ	9	John ASHMEAD	Mz 250 -	7	7:35.721	52.230	3.338	66.79	1:00.905	5	39	12
28	26	J	16	Brooke CHAMPION	Kawasaki 300 NINJA - Dad	7	7:38.290	54.799	2.569	66.42	1:03.109	2	20	-8
29	73	S	4	Jemma GRAYSON	Kawasaki NINJA 300 -	7	7:40.467	56.976	2.177	66.10	1:03.816	2	17	-12
30	102	MZ	10	Caleb WRIGHT	MZ 250 ETZ - Clover Investments	7	7:43.190	59.699	2.723	65.71	1:02.030	6	35	5
31	166	MZ	11	Graeme LEWIS	MZ 250 - Morris Racing Lubricants #MRL	7	7:43.477	59.986	0.287	65.67	1:01.675	6	34	3
32	8*	MZ	12	Rich ASKEW	Mz ETZ - L+R construction	7	7:43.727	1:00.236	0.250	65.64	1:02.238	7	33	1
33	14	MZ	13	Andy MARKS	MZ ETZ - Kingpin Components	7	7:43.811	1:00.320	0.084	65.63	1:01.832	6	31	-2
34	22	MZ	14	Simon FINCH	MZ ETZ250 -	6	6:45.261	1 Lap	1 Lap	64.38	1:02.566	4	36	2
35	9	MZ	15	Gary HOWLETT	MZ TS250 - HS Racing	6	6:45.898	1 Lap	0.637	64.28	1:02.894	5	37	2
36	82	S	5	Joe DENNEY	Kawasaki NINJA 300 -	6	6:54.115	1 Lap	8.217	63.00	1:05.756	6	21	-15
37	52	MZ	16	Tony PARKER	MZ 250 - Cancer research uk	6	7:05.597	1 Lap	11.482	61.30	1:06.648	6	38	1
38	5	MZ	17	Garry SAMETT	MZ TS 250 - smallmouse	6	7:17.988	1 Lap	12.391	59.57	1:06.285	6	40	2

FASTEST LAP

7	J	Travis ROOKER	Kawasaki NINJA 400 - Swedish car connection	4	56.163	77.42 mph	124.60 kph
17	S	Daryn BUSA	Kawasaki NINJA 400 - iActiveRC	4	56.323	77.20 mph	124.25 kph
69	MZ	Alexander MANN	Mz TS 250 - HS Racing	6	58.123	74.81 mph	120.40 kph

* No. 8 - Please fit a working transponder
 Class J - 92.5% of Race Speed = 69.78 mph
 Class S - 92.5% of Race Speed = 69.55 mph
 Class MZ - 92.5% of Race Speed = 64.82 mph

Weather / Track : Cloudy / Dry

These results are provisional until the conclusion of any judicial and technical matters.

Date: 15/03/2025 Start: 16:04 Finish: 16:11

Brands Hatch Indy: 1.2079 miles

Clerk Of Course:

Timekeeper:

Craig Smith



BMCRC-MRO Championships 2025 - Rnd 1 @ Brands Hatch Indy

ACU Team Green Junior Cup & Senior Ninjas & 250MZ

RACE 11 - POSITION CHART

No	Name	Lap Pos							
			1	2	3	4	5	6	7
6	BUSA	1	217	217	217	217	217	257	257
17	BUSA	2	257	6	6	6	257	217	217
217	COOPER	3	6	257	257	257	6	6	6
257	McCARTNEY	4	7	7	17	17	7	7	7
27	GARROD	5	17	17	7	7	17	17	17
46	CARTER	6	25	25	25	25	25	25	25
7	ROOKER	7	81	46	46	185	46	185	125
25	GLEESON	8	46	81	185	46	185	46	46
185	CARTER	9	185	185	81	81	125	125	185
125	WINGATE	10	27	27	125	125	81	81	81
112	BRAY	11	125	125	27	27	27	27	27
81	WILSON	12	112	112	112	112	112	112	112
461	MARSHALL	13	461	461	461	461	461	461	461
124	BAKER	14	124	40	40	40	40	40	40
58	RHODES	15	40	124	58	58	58	58	124
33	KLINGE	16	58	58	124	124	124	124	58
73	GRAYSON	17	54	33	33	33	33	69	69
40	ORMROD	18	33	54	54	69	69	33	33
54	SCOTT	19	26	26	26	54	96	96	96
26	CHAMPION	20	73	73	69	37	37	37	37
82	DENNEY	21	82	69	73	96	75	75	75
69	MANN	22	69	96	96	75	54	54	85
85	WALES	23	96	75	37	26	13	13	13
75	WOODALL	24	85	37	75	95	95	95	54
96	KENT	25	95	95	95	13	85	85	95
95	ROGERS	26	75	13	13	73	26	11	11
37	LAMACRAFT	27	37	11	11	11	11	26	32
13	RYAN	28	13	32	85	85	73	32	26
14	MARKS	29	11	82	32	32	32	73	73
11	CRIPPS	30	32	85	102	102	102	102	102
8	ASKEW	31	102	102	8	166	8	14	166
166	LEWIS	32	8	8	166	8	14	8	8
102	WRIGHT	33	166	166	14	14	166	166	14
22	FINCH	34	14	14	82	22	22	22	
9	HOWLETT	35	9	22	22	9	9	9	
52	PARKER	36	22	9	9	82	82	82	
32	ASHMEAD	37	52	52	52	52	52	52	
5	SAMETT	38	5	5	5	5	5	5	

BMCRC-MRO Championships 2025 - Rnd 1 @ Brands Hatch Indy

ACU Team Green Junior Cup & Senior Ninjas & 250MZ

RACE 11 - SECTOR ANALYSIS



SECTOR 1 = FL to I1, SECTOR 2 = I1 to FL, DIFF = Difference To Personal Best Lap, P = Crossed Finish Line in Pit Lane, D = Time Disallowed

P1 257 J Henry McCARTNEY		Kawasaki NINJA - ERECT SCAFFOLDING/ Dannywebb gp cam				
IDEAL LAP TIME : 55.981		BEST LAP TIME : 56.174		DIFFERENCE : 0.193		
LAP	SECTOR 1	SECTOR 2	LAP TIME	MPH	DIFF	TIME OF DAY
1 -		23.276	1:02.714	69.33	6.540	16:05:41.709
2 -	34.145	23.144	57.289	75.90	1.115	16:06:38.998
3 -	33.836	23.013	56.849	76.49	0.675	16:07:35.847
4 -	33.893	22.798	56.691 (3)	76.70	0.517	16:08:32.538
5 -	33.342	23.858	57.200	76.02	1.026	16:09:29.738
6 -	33.379	23.195	56.574 (2)	76.86	0.400	16:10:26.312
7 -	33.183	22.991	56.174 (1)	77.41		16:11:22.486

P2 217 J Hudson COOPER		Kawasaki NINJA -				
IDEAL LAP TIME : 56.354		BEST LAP TIME : 56.632		DIFFERENCE : 0.278		
LAP	SECTOR 1	SECTOR 2	LAP TIME	MPH	DIFF	TIME OF DAY
1 -		23.488	1:02.641	69.42	6.009	16:05:41.636
2 -	34.120	23.144	57.264	75.93	0.632	16:06:38.900
3 -	33.504	23.307	56.811	76.54	0.179	16:07:35.711
4 -	33.393	23.239	56.632 (1)	76.78		16:08:32.343
5 -	33.644	23.739	57.383	75.78	0.751	16:09:29.726
6 -	33.496	23.177	56.673 (2)	76.73	0.041	16:10:26.399
7 -	33.210	23.465	56.675 (3)	76.72	0.043	16:11:23.074

P3 6 J Kian BUSA		Kawasaki NINJA 400 - iActiveRC				
IDEAL LAP TIME : 56.454		BEST LAP TIME : 56.617		DIFFERENCE : 0.163		
LAP	SECTOR 1	SECTOR 2	LAP TIME	MPH	DIFF	TIME OF DAY
1 -		23.720	1:02.752	69.29	6.135	16:05:41.747
2 -	33.910	23.271	57.181	76.04	0.564	16:06:38.928
3 -	33.635	23.267	56.902	76.42	0.285	16:07:35.830
4 -	33.695	22.929	56.624 (2)	76.79	0.007	16:08:32.454
5 -	33.681	23.678	57.359	75.81	0.742	16:09:29.813
6 -	33.535	23.214	56.749 (3)	76.62	0.132	16:10:26.562
7 -	33.525	23.092	56.617 (1)	76.80		16:11:23.179

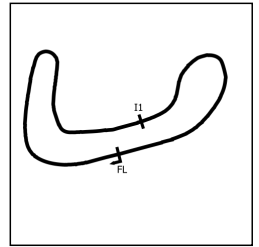
P4 7 J Travis ROOKER		Kawasaki NINJA 400 - Swedish car connection				
IDEAL LAP TIME : 55.928		BEST LAP TIME : 56.163		DIFFERENCE : 0.235		
LAP	SECTOR 1	SECTOR 2	LAP TIME	MPH	DIFF	TIME OF DAY
1 -		23.534	1:03.328	68.66	7.165	16:05:42.323
2 -	33.912	23.127	57.039	76.23	0.876	16:06:39.362
3 -	34.284	23.287	57.571	75.53	1.408	16:07:36.933
4 -	33.347	22.816	56.163 (1)	77.42		16:08:33.096
5 -	33.898	23.123	57.021	76.26	0.858	16:09:30.117
6 -	33.621	23.047	56.668 (3)	76.73	0.505	16:10:26.785
7 -	33.112	23.362	56.474 (2)	77.00	0.311	16:11:23.259

P5 17 S Daryn BUSA		Kawasaki NINJA 400 - iActiveRC				
IDEAL LAP TIME : 56.212		BEST LAP TIME : 56.323		DIFFERENCE : 0.111		
LAP	SECTOR 1	SECTOR 2	LAP TIME	MPH	DIFF	TIME OF DAY
1 -		23.722	1:03.636	68.33	7.313	16:05:42.631
2 -	33.697	23.118	56.815 (3)	76.53	0.492	16:06:39.446
3 -	34.122	22.960	57.082	76.18	0.759	16:07:36.528
4 -	33.512	22.811	56.323 (1)	77.20		16:08:32.851
5 -	33.801	23.526	57.327	75.85	1.004	16:09:30.178
6 -	33.776	23.193	56.969	76.33	0.646	16:10:27.147
7 -	33.401	23.264	56.665 (2)	76.74	0.342	16:11:23.812

BMCRC-MRO Championships 2025 - Rnd 1 @ Brands Hatch Indy

ACU Team Green Junior Cup & Senior Ninjas & 250MZ

RACE 11 - SECTOR ANALYSIS



SECTOR 1 = FL to I1, SECTOR 2 = I1 to FL, DIFF = Difference To Personal Best Lap, P = Crossed Finish Line in Pit Lane, D = Time Disallowed

P6 25 J		Chloe GLEESON		Kawasaki NINJA - Danny Webb's GP Camp		
IDEAL LAP TIME : 56.611		BEST LAP TIME : 56.773		DIFFERENCE : 0.162		
LAP	SECTOR 1	SECTOR 2	LAP TIME	MPH	DIFF	TIME OF DAY
1 -		23.387	1:03.727	68.23	6.954	16:05:42.722
2 -	34.906	23.499	58.405	74.45	1.632	16:06:41.127
3 -	33.842	23.277	57.119 (2)	76.13	0.346	16:07:38.246
4 -	34.107	23.174	57.281 (3)	75.91	0.508	16:08:35.527
5 -	34.271	23.104	57.375	75.79	0.602	16:09:32.902
6 -	34.262	23.148	57.410	75.74	0.637	16:10:30.312
7 -	34.004	22.769	56.773 (1)	76.59		16:11:27.085

P7 125 J		Isabelle WINGATE		Kawasaki NINJA 400 -		
IDEAL LAP TIME : 56.134		BEST LAP TIME : 56.483		DIFFERENCE : 0.349		
LAP	SECTOR 1	SECTOR 2	LAP TIME	MPH	DIFF	TIME OF DAY
1 -		24.522	1:06.343	65.54	9.860	16:05:45.338
2 -	34.886	23.291	58.177	74.74	1.694	16:06:43.515
3 -	33.893	23.318	57.211	76.00	0.728	16:07:40.726
4 -	33.548	23.478	57.026	76.25	0.543	16:08:37.752
5 -	33.897	22.586	56.483 (1)	76.98		16:09:34.235
6 -	33.932	23.065	56.997 (3)	76.29	0.514	16:10:31.232
7 -	33.741	22.815	56.556 (2)	76.89	0.073	16:11:27.788

P8 46 J		Isobel CARTER		Kawasaki 400 - R&G		
IDEAL LAP TIME : 57.121		BEST LAP TIME : 57.279		DIFFERENCE : 0.158		
LAP	SECTOR 1	SECTOR 2	LAP TIME	MPH	DIFF	TIME OF DAY
1 -		23.611	1:04.645	67.26	7.366	16:05:43.640
2 -	34.160	23.475	57.635	75.45	0.356	16:06:41.275
3 -	33.975	23.304	57.279 (1)	75.91		16:07:38.554
4 -	34.018	23.761	57.779	75.26	0.500	16:08:36.333
5 -	34.170	23.146	57.316 (2)	75.87	0.037	16:09:33.649
6 -	34.194	23.155	57.349 (3)	75.82	0.070	16:10:30.998
7 -	34.184	23.183	57.367	75.80	0.088	16:11:28.365

P9 185 J		Billy CARTER		Kawasaki NINJA 400 - A&M pure engineering		
IDEAL LAP TIME : 56.674		BEST LAP TIME : 56.954		DIFFERENCE : 0.280		
LAP	SECTOR 1	SECTOR 2	LAP TIME	MPH	DIFF	TIME OF DAY
1 -		23.846	1:04.920	66.98	7.966	16:05:43.915
2 -	34.482	23.609	58.091	74.85	1.137	16:06:42.006
3 -	33.941	23.168	57.109 (2)	76.14	0.155	16:07:39.115
4 -	33.568	23.612	57.180 (3)	76.05	0.226	16:08:36.295
5 -	34.518	23.106	57.624	75.46	0.670	16:09:33.919
6 -	33.844	23.110	56.954 (1)	76.35		16:10:30.873
7 -	33.583	23.998	57.581	75.52	0.627	16:11:28.454

P10 81 J		Blake WILSON		Kawasaki NINJA 401 - BSL home improvements		
IDEAL LAP TIME : 57.498		BEST LAP TIME : 57.541		DIFFERENCE : 0.043		
LAP	SECTOR 1	SECTOR 2	LAP TIME	MPH	DIFF	TIME OF DAY
1 -		23.886	1:04.643	67.27	7.102	16:05:43.638
2 -	34.600	23.682	58.282	74.61	0.741	16:06:41.920
3 -	34.426	23.418	57.844 (2)	75.17	0.303	16:07:39.764
4 -	34.231	23.712	57.943 (3)	75.04	0.402	16:08:37.707
5 -	34.274	23.267	57.541 (1)	75.57		16:09:35.248
6 -	34.385	23.612	57.997	74.97	0.456	16:10:33.245
7 -	34.613	23.487	58.100	74.84	0.559	16:11:31.345

BMCRC-MRO Championships 2025 - Rnd 1 @ Brands Hatch Indy

ACU Team Green Junior Cup & Senior Ninjas & 250MZ

RACE 11 - SECTOR ANALYSIS



SECTOR 1 = FL to I1, SECTOR 2 = I1 to FL, DIFF = Difference To Personal Best Lap, P = Crossed Finish Line in Pit Lane, D = Time Disallowed

P11 27 J		Alfie GARROD		Kawasaki NINJA 400 -		
IDEAL LAP TIME : 56.972		BEST LAP TIME : 57.079		DIFFERENCE : 0.107		
LAP	SECTOR 1	SECTOR 2	LAP TIME	MPH	DIFF	TIME OF DAY
1 -		23.961	1:06.028	65.85	8.949	16:05:45.023
2 -	34.431	23.609	58.040	74.92	0.961	16:06:43.063
3 -	34.462	23.436	57.898 (3)	75.10	0.819	16:07:40.961
4 -	33.820	23.259	57.079 (1)	76.18		16:08:38.040
5 -	34.627	23.279	57.906	75.09	0.827	16:09:35.946
6 -	34.359	23.152	57.511 (2)	75.61	0.432	16:10:33.457
7 -	34.239	23.732	57.971	75.01	0.892	16:11:31.428

P12 112 J		Ruben BRAY		Kawasaki 300/400 -		
IDEAL LAP TIME : 58.253		BEST LAP TIME : 58.420		DIFFERENCE : 0.167		
LAP	SECTOR 1	SECTOR 2	LAP TIME	MPH	DIFF	TIME OF DAY
1 -		24.483	1:06.667	65.22	8.247	16:05:45.662
2 -	34.664	23.802	58.466 (2)	74.37	0.046	16:06:44.128
3 -	34.606	23.814	58.420 (1)	74.43		16:07:42.548
4 -	35.094	23.925	59.019	73.68	0.599	16:08:41.567
5 -	34.998	24.060	59.058	73.63	0.638	16:09:40.625
6 -	35.105	23.809	58.914	73.81	0.494	16:10:39.539
7 -	34.909	23.647	58.556 (3)	74.26	0.136	16:11:38.095

P13 461 J		Sid MARSHALL		Kawasaki NINJA 400 -		
IDEAL LAP TIME : 58.089		BEST LAP TIME : 58.376		DIFFERENCE : 0.287		
LAP	SECTOR 1	SECTOR 2	LAP TIME	MPH	DIFF	TIME OF DAY
1 -		24.496	1:06.858	65.04	8.482	16:05:45.853
2 -	34.764	24.156	58.920	73.80	0.544	16:06:44.773
3 -	34.555	24.211	58.766 (3)	73.99	0.390	16:07:43.539
4 -	34.511	23.865	58.376 (1)	74.49		16:08:41.915
5 -	34.896	23.949	58.845	73.89	0.469	16:09:40.760
6 -	35.164	23.703	58.867	73.87	0.491	16:10:39.627
7 -	35.017	23.578	58.595 (2)	74.21	0.219	16:11:38.222

P14 40 J		Archie ORMROD		Kawasaki NINJA 400 - Prestige Flooring		
IDEAL LAP TIME : 1:00.177		BEST LAP TIME : 1:00.294		DIFFERENCE : 0.117		
LAP	SECTOR 1	SECTOR 2	LAP TIME	MPH	DIFF	TIME OF DAY
1 -		24.426	1:08.120	63.83	7.826	16:05:47.115
2 -	35.904	24.414	1:00.318 (2)	72.09	0.024	16:06:47.433
3 -	35.951	24.343	1:00.294 (1)	72.12		16:07:47.727
4 -	36.171	24.360	1:00.531	71.84	0.237	16:08:48.258
5 -	35.894	24.441	1:00.335 (3)	72.07	0.041	16:09:48.593
6 -	35.868	24.469	1:00.337	72.07	0.043	16:10:48.930
7 -	36.069	24.309	1:00.378	72.02	0.084	16:11:49.308

P15 124 J		Harley BAKER		Kawasaki NINJA 400 -		
IDEAL LAP TIME : 59.883		BEST LAP TIME : 1:00.113		DIFFERENCE : 0.230		
LAP	SECTOR 1	SECTOR 2	LAP TIME	MPH	DIFF	TIME OF DAY
1 -		24.637	1:07.880	64.06	7.767	16:05:46.875
2 -	36.452	24.472	1:00.924	71.37	0.811	16:06:47.799
3 -	36.171	24.049	1:00.220 (2)	72.21	0.107	16:07:48.019
4 -	36.181	24.267	1:00.448	71.93	0.335	16:08:48.467
5 -	36.088	24.283	1:00.371	72.03	0.258	16:09:48.838
6 -	35.884	24.474	1:00.358 (3)	72.04	0.245	16:10:49.196
7 -	35.834	24.279	1:00.113 (1)	72.34		16:11:49.309

BMCRC-MRO Championships 2025 - Rnd 1 @ Brands Hatch Indy

ACU Team Green Junior Cup & Senior Ninjas & 250MZ

RACE 11 - SECTOR ANALYSIS



SECTOR 1 = FL to I1, SECTOR 2 = I1 to FL, DIFF = Difference To Personal Best Lap, P = Crossed Finish Line in Pit Lane, D = Time Disallowed

P16 58 J		Max RHODES		Kawasaki EX 400 - Oliver's mount Mototec		
IDEAL LAP TIME : 1:00.089		BEST LAP TIME : 1:00.098		DIFFERENCE : 0.009		
LAP	SECTOR 1	SECTOR 2	LAP TIME	MPH	DIFF	TIME OF DAY
1 -		24.686	1:08.562	63.42	8.464	16:05:47.557
2 -	35.877	24.389	1:00.266 (2)	72.15	0.168	16:06:47.823
3 -	35.700	24.398	1:00.098 (1)	72.35		16:07:47.921
4 -	35.983	24.407	1:00.390	72.00	0.292	16:08:48.311
5 -	35.883	24.533	1:00.416	71.97	0.318	16:09:48.727
6 -	35.794	24.561	1:00.355	72.05	0.257	16:10:49.082
7 -	35.781	24.513	1:00.294 (3)	72.12	0.196	16:11:49.376

P17 69 MZ		Alexander MANN		Mz TS 250 - HS Racing		
IDEAL LAP TIME : 58.087		BEST LAP TIME : 58.123		DIFFERENCE : 0.036		
LAP	SECTOR 1	SECTOR 2	LAP TIME	MPH	DIFF	TIME OF DAY
1 -		24.066	1:21.039	53.66	22.916	16:06:00.034
2 -	35.374	24.043	59.417	73.18	1.294	16:06:59.451
3 -	34.844	23.885	58.729 (2)	74.04	0.606	16:07:58.180
4 -	35.084	23.743	58.827 (3)	73.92	0.704	16:08:57.007
5 -	34.926	24.068	58.994	73.71	0.871	16:09:56.001
6 -	34.412	23.711	58.123 (1)	74.81		16:10:54.124
7 -	35.533	23.675	59.208	73.44	1.085	16:11:53.332

P18 33 S		Patrick KLINGE		Kawasaki NINJA 400 - Klingklong Racing		
IDEAL LAP TIME : 59.939		BEST LAP TIME : 1:00.114		DIFFERENCE : 0.175		
LAP	SECTOR 1	SECTOR 2	LAP TIME	MPH	DIFF	TIME OF DAY
1 -		25.835	1:11.410	60.89	11.296	16:05:50.405
2 -	37.497	25.069	1:02.566	69.50	2.452	16:06:52.971
3 -	36.528	24.711	1:01.239	71.01	1.125	16:07:54.210
4 -	36.422	24.468	1:00.890	71.41	0.776	16:08:55.100
5 -	36.465	24.323	1:00.788 (3)	71.53	0.674	16:09:55.888
6 -	36.047	24.184	1:00.231 (2)	72.19	0.117	16:10:56.119
7 -	35.755	24.359	1:00.114 (1)	72.33		16:11:56.233

P19 96 MZ		Chris KENT		MZ TS 250 -		
IDEAL LAP TIME : 58.524		BEST LAP TIME : 58.827		DIFFERENCE : 0.303		
LAP	SECTOR 1	SECTOR 2	LAP TIME	MPH	DIFF	TIME OF DAY
1 -		24.514	1:22.133	52.94	23.306	16:06:01.128
2 -	35.763	24.305	1:00.068	72.39	1.241	16:07:01.196
3 -	35.216	23.849	59.065	73.62	0.238	16:08:00.261
4 -	35.650	24.218	59.868	72.63	1.041	16:09:00.129
5 -	34.725	24.183	58.908 (2)	73.82	0.081	16:09:59.037
6 -	35.153	23.805	58.958 (3)	73.75	0.131	16:10:57.995
7 -	35.028	23.799	58.827 (1)	73.92		16:11:56.822

P20 37 MZ		Harry LAMACRAFT		MZ ETZ 250 - All Flower No Power		
IDEAL LAP TIME : 58.630		BEST LAP TIME : 58.807		DIFFERENCE : 0.177		
LAP	SECTOR 1	SECTOR 2	LAP TIME	MPH	DIFF	TIME OF DAY
1 -		24.556	1:24.074	51.72	25.267	16:06:03.069
2 -	35.005	24.052	59.057	73.63	0.250	16:07:02.126
3 -	35.155	23.833	58.988 (3)	73.72	0.181	16:08:01.114
4 -	34.797	24.108	58.905 (2)	73.82	0.098	16:09:00.019
5 -	34.889	24.171	59.060	73.63	0.253	16:09:59.079
6 -	34.899	24.111	59.010	73.69	0.203	16:10:58.089
7 -	34.816	23.991	58.807 (1)	73.94		16:11:56.896

BMCRC-MRO Championships 2025 - Rnd 1 @ Brands Hatch Indy

ACU Team Green Junior Cup & Senior Ninjas & 250MZ

RACE 11 - SECTOR ANALYSIS



SECTOR 1 = FL to I1, SECTOR 2 = I1 to FL, DIFF = Difference To Personal Best Lap, P = Crossed Finish Line in Pit Lane, D = Time Disallowed

P21 75 MZ Peter WOODALL		MZ ETZ 250 - RevdCoin				
IDEAL LAP TIME : 58.975		BEST LAP TIME : 59.062		DIFFERENCE : 0.087		
LAP	SECTOR 1	SECTOR 2	LAP TIME	MPH	DIFF	TIME OF DAY
1 -		24.486	1:23.277	52.21	24.215	16:06:02.272
2 -	35.387	24.177	59.564	73.00	0.502	16:07:01.836
3 -	35.962	23.888	59.850	72.65	0.788	16:08:01.686
4 -	35.556	24.305	59.861	72.64	0.799	16:09:01.547
5 -	35.288	24.174	59.462 (3)	73.13	0.400	16:10:01.009
6 -	35.090	24.094	59.184 (2)	73.47	0.122	16:11:00.193
7 -	35.087	23.975	59.062 (1)	73.62		16:11:59.255

P22 85 MZ Andrew WALES		MZ ETZ 250 - Show Control International				
IDEAL LAP TIME : 58.849		BEST LAP TIME : 59.158		DIFFERENCE : 0.309		
LAP	SECTOR 1	SECTOR 2	LAP TIME	MPH	DIFF	TIME OF DAY
1 -		24.207	1:22.216	52.89	23.058	16:06:01.211
2 -	35.089	30.350	1:05.439	66.45	6.281	16:07:06.650
3 -	36.007	24.511	1:00.518	71.85	1.360	16:08:07.168
4 -	35.189	24.021	59.210 (2)	73.44	0.052	16:09:06.378
5 -	35.072	24.377	59.449 (3)	73.14	0.291	16:10:05.827
6 -	34.828	24.844	59.672	72.87	0.514	16:11:05.499
7 -	34.985	24.173	59.158 (1)	73.50		16:12:04.657

P23 13 MZ Gordon RYAN		MZ 250 - Prism Work Psychology				
IDEAL LAP TIME : 59.747		BEST LAP TIME : 1:00.040		DIFFERENCE : 0.293		
LAP	SECTOR 1	SECTOR 2	LAP TIME	MPH	DIFF	TIME OF DAY
1 -		24.744	1:24.129	51.68	24.089	16:06:03.124
2 -	35.748	24.443	1:00.191 (3)	72.24	0.151	16:07:03.315
3 -	36.147	24.600	1:00.747	71.58	0.707	16:08:04.062
4 -	35.548	24.492	1:00.040 (1)	72.42		16:09:04.102
5 -	35.800	24.640	1:00.440	71.94	0.400	16:10:04.542
6 -	36.076	24.716	1:00.792	71.53	0.752	16:11:05.334
7 -	35.972	24.199	1:00.171 (2)	72.27	0.131	16:12:05.505

P24 54 S Ben SCOTT		Kawasaki NINJA 400 - GI Landscapes VampTech				
IDEAL LAP TIME : 1:02.237		BEST LAP TIME : 1:02.497		DIFFERENCE : 0.260		
LAP	SECTOR 1	SECTOR 2	LAP TIME	MPH	DIFF	TIME OF DAY
1 -		25.574	1:11.030	61.22	8.533	16:05:50.025
2 -	37.992	25.443	1:03.435	68.55	0.938	16:06:53.460
3 -	37.348	25.149	1:02.497 (1)	69.58		16:07:55.957
4 -	37.482	25.674	1:03.156	68.85	0.659	16:08:59.113
5 -	37.637	25.301	1:02.938	69.09	0.441	16:10:02.051
6 -	37.088	25.655	1:02.743 (2)	69.30	0.246	16:11:04.794
7 -	37.625	25.297	1:02.922 (3)	69.11	0.425	16:12:07.716

P25 95 MZ Christopher ROGERS		Mz ETZ 250 - CB Racing				
IDEAL LAP TIME : 59.895		BEST LAP TIME : 1:00.157		DIFFERENCE : 0.262		
LAP	SECTOR 1	SECTOR 2	LAP TIME	MPH	DIFF	TIME OF DAY
1 -		24.641	1:23.150	52.29	22.993	16:06:02.145
2 -	35.924	24.595	1:00.519 (2)	71.85	0.362	16:07:02.664
3 -	35.852	24.305	1:00.157 (1)	72.28		16:08:02.821
4 -	36.131	25.057	1:01.188	71.06	1.031	16:09:04.009
5 -	36.036	24.531	1:00.567 (3)	71.79	0.410	16:10:04.576
6 -	35.590	25.250	1:00.840	71.47	0.683	16:11:05.416
7 -	38.441	25.220	1:03.661	68.30	3.504	16:12:09.077

BMCRC-MRO Championships 2025 - Rnd 1 @ Brands Hatch Indy

ACU Team Green Junior Cup & Senior Ninjas & 250MZ

RACE 11 - SECTOR ANALYSIS



SECTOR 1 = FL to I1, SECTOR 2 = I1 to FL, DIFF = Difference To Personal Best Lap, P = Crossed Finish Line in Pit Lane, D = Time Disallowed

P26	11 MZ	Carl CRIPPS	MZ ETZ250 - MIS UK LTD
IDEAL LAP TIME : 1:00.441		BEST LAP TIME : 1:00.617	DIFFERENCE : 0.176

LAP	SECTOR 1	SECTOR 2	LAP TIME	MPH	DIFF	TIME OF DAY
1 -		24.694	1:24.476	51.47	23.859	16:06:03.471
2 -	35.747	24.870	1:00.617 (1)	71.73		16:07:04.088
3 -	36.107	24.812	1:00.919 (3)	71.38	0.302	16:08:05.007
4 -	36.108	24.717	1:00.825 (2)	71.49	0.208	16:09:05.832
5 -	36.723	25.067	1:01.790	70.37	1.173	16:10:07.622
6 -	36.677	25.099	1:01.776	70.39	1.159	16:11:09.398
7 -	37.028	24.952	1:01.980	70.16	1.363	16:12:11.378

P27	32 MZ	John ASHMEAD	Mz 250 -
IDEAL LAP TIME : 1:00.905		BEST LAP TIME : 1:00.905	DIFFERENCE : 0.000

LAP	SECTOR 1	SECTOR 2	LAP TIME	MPH	DIFF	TIME OF DAY
1 -		24.908	1:25.207	51.03	24.302	16:06:04.202
2 -	36.387	25.121	1:01.508 (2)	70.69	0.603	16:07:05.710
3 -	36.386	25.176	1:01.562 (3)	70.63	0.657	16:08:07.272
4 -	37.056	25.298	1:02.354	69.74	1.449	16:09:09.626
5 -	36.330	24.575	1:00.905 (1)	71.39		16:10:10.531
6 -	36.981	24.939	1:01.920	70.22	1.015	16:11:12.451
7 -	37.045	25.220	1:02.265	69.84	1.360	16:12:14.716

P28	26 J	Brooke CHAMPION	Kawasaki 300 NINJA - Dad
IDEAL LAP TIME : 1:03.109		BEST LAP TIME : 1:03.109	DIFFERENCE : 0.000

LAP	SECTOR 1	SECTOR 2	LAP TIME	MPH	DIFF	TIME OF DAY
1 -		25.914	1:11.855	60.51	8.746	16:05:50.850
2 -	37.862	25.247	1:03.109 (1)	68.90		16:06:53.959
3 -	38.049	25.558	1:03.607 (2)	68.36	0.498	16:07:57.566
4 -	38.577	26.564	1:05.141	66.75	2.032	16:09:02.707
5 -	38.624	25.937	1:04.561 (3)	67.35	1.452	16:10:07.268
6 -	38.597	26.074	1:04.671	67.24	1.562	16:11:11.939
7 -	38.895	26.451	1:05.346	66.54	2.237	16:12:17.285

P29	73 S	Jemma GRAYSON	Kawasaki NINJA 300 -
IDEAL LAP TIME : 1:03.739		BEST LAP TIME : 1:03.816	DIFFERENCE : 0.077

LAP	SECTOR 1	SECTOR 2	LAP TIME	MPH	DIFF	TIME OF DAY
1 -		26.249	1:12.727	59.79	8.911	16:05:51.722
2 -	38.073	25.743	1:03.816 (1)	68.14		16:06:55.538
3 -	37.996	26.334	1:04.330 (2)	67.59	0.514	16:07:59.868
4 -	38.409	26.715	1:05.124	66.77	1.308	16:09:04.992
5 -	39.005	26.333	1:05.338	66.55	1.522	16:10:10.330
6 -	38.472	26.218	1:04.690	67.22	0.874	16:11:15.020
7 -	38.505	25.937	1:04.442 (3)	67.48	0.626	16:12:19.462

P30	102 MZ	Caleb WRIGHT	MZ 250 ETZ - Clover Investments
IDEAL LAP TIME : 1:02.030		BEST LAP TIME : 1:02.030	DIFFERENCE : 0.000

LAP	SECTOR 1	SECTOR 2	LAP TIME	MPH	DIFF	TIME OF DAY
1 -		25.445	1:26.806	50.09	24.776	16:06:05.801
2 -	37.155	25.846	1:03.001	69.02	0.971	16:07:08.802
3 -	37.507	25.535	1:03.042	68.97	1.012	16:08:11.844
4 -	37.417	25.516	1:02.933	69.09	0.903	16:09:14.777
5 -	37.065	25.456	1:02.521 (2)	69.55	0.491	16:10:17.298
6 -	36.691	25.339	1:02.030 (1)	70.10		16:11:19.328
7 -	37.305	25.552	1:02.857 (3)	69.18	0.827	16:12:22.185

BMCRC-MRO Championships 2025 - Rnd 1 @ Brands Hatch Indy

ACU Team Green Junior Cup & Senior Ninjas & 250MZ

RACE 11 - SECTOR ANALYSIS



SECTOR 1 = FL to I1, SECTOR 2 = I1 to FL, DIFF = Difference To Personal Best Lap, P = Crossed Finish Line in Pit Lane, D = Time Disallowed

P31 166 MZ		Graeme LEWIS		MZ 250 - Morris Racing Lubricants #MRL		
IDEAL LAP TIME : 1:01.560		BEST LAP TIME : 1:01.675		DIFFERENCE : 0.115		
LAP	SECTOR 1	SECTOR 2	LAP TIME	MPH	DIFF	TIME OF DAY
1 -		25.933	1:28.034	49.39	26.359	16:06:07.029
2 -	37.573	24.982	1:02.555 (3)	69.51	0.880	16:07:09.584
3 -	37.576	25.528	1:03.104	68.91	1.429	16:08:12.688
4 -	37.090	25.471	1:02.561	69.50	0.886	16:09:15.249
5 -	38.684	24.969	1:03.653	68.31	1.978	16:10:18.902
6 -	36.726	24.949	1:01.675 (1)	70.50		16:11:20.577
7 -	36.611	25.284	1:01.895 (2)	70.25	0.220	16:12:22.472

P32 8 MZ		Rich ASKEW		Mz ETZ - L+R construction		
IDEAL LAP TIME :		BEST LAP TIME : 1:02.238		DIFFERENCE :		
LAP	SECTOR 1	SECTOR 2	LAP TIME	MPH	DIFF	TIME OF DAY
1 -			1:27.235	49.84	24.997	16:06:06.230
2 -			1:03.188	68.82	0.950	16:07:09.418
3 -			1:03.048	68.97	0.810	16:08:12.466
4 -			1:02.956	69.07	0.718	16:09:15.422
5 -			1:02.274 (2)	69.83	0.036	16:10:17.696
6 -			1:02.788 (3)	69.25	0.550	16:11:20.484
7 -			1:02.238 (1)	69.87		16:12:22.722

P33 14 MZ		Andy MARKS		MZ ETZ - Kingpin Components		
IDEAL LAP TIME : 1:01.315		BEST LAP TIME : 1:01.832		DIFFERENCE : 0.517		
LAP	SECTOR 1	SECTOR 2	LAP TIME	MPH	DIFF	TIME OF DAY
1 -		26.489	1:28.151	49.33	26.319	16:06:07.146
2 -	37.752	25.514	1:03.266	68.73	1.434	16:07:10.412
3 -	36.824	26.139	1:02.963	69.06	1.131	16:08:13.375
4 -	37.459	25.570	1:03.029	68.99	1.197	16:09:16.404
5 -	36.699	25.466	1:02.165 (2)	69.95	0.333	16:10:18.569
6 -	36.480	25.352	1:01.832 (1)	70.32		16:11:20.401
7 -	37.570	24.835	1:02.405 (3)	69.68	0.573	16:12:22.806

P34 22 MZ		Simon FINCH		MZ ETZ250 -		
IDEAL LAP TIME : 1:02.566		BEST LAP TIME : 1:02.566		DIFFERENCE : 0.000		
LAP	SECTOR 1	SECTOR 2	LAP TIME	MPH	DIFF	TIME OF DAY
1 -		26.069	1:29.130	48.78	26.564	16:06:08.125
2 -	37.658	25.506	1:03.164 (3)	68.84	0.598	16:07:11.289
3 -	37.706	25.721	1:03.427	68.56	0.861	16:08:14.716
4 -	37.238	25.328	1:02.566 (1)	69.50		16:09:17.282
5 -	37.378	25.720	1:03.098 (2)	68.91	0.532	16:10:20.380
6 -	37.672	26.204	1:03.876	68.07	1.310	16:11:24.256

P35 9 MZ		Gary HOWLETT		MZ TS250 - HS Racing		
IDEAL LAP TIME : 1:02.894		BEST LAP TIME : 1:02.894		DIFFERENCE : 0.000		
LAP	SECTOR 1	SECTOR 2	LAP TIME	MPH	DIFF	TIME OF DAY
1 -		25.717	1:28.317	49.23	25.423	16:06:07.312
2 -	38.795	25.468	1:04.263	67.66	1.369	16:07:11.575
3 -	38.008	25.856	1:03.864	68.09	0.970	16:08:15.439
4 -	37.811	25.555	1:03.366 (3)	68.62	0.472	16:09:18.805
5 -	37.468	25.426	1:02.894 (1)	69.14		16:10:21.699
6 -	37.670	25.524	1:03.194 (2)	68.81	0.300	16:11:24.893

BMCRC-MRO Championships 2025 - Rnd 1 @ Brands Hatch Indy

ACU Team Green Junior Cup & Senior Ninjas & 250MZ

RACE 11 - SECTOR ANALYSIS



SECTOR 1 = FL to I1, SECTOR 2 = I1 to FL, DIFF = Difference To Personal Best Lap, P = Crossed Finish Line in Pit Lane, D = Time Disallowed

P36 82 S		Joe DENNEY		Kawasaki NINJA 300 -			
IDEAL LAP TIME : 1:05.702		BEST LAP TIME : 1:05.756		DIFFERENCE : 0.054			
LAP	SECTOR 1	SECTOR 2	LAP TIME	MPH	DIFF	TIME OF DAY	
1 -		27.282	1:16.230	57.04	10.474	16:05:55.225	
2 -	40.413	30.110	1:10.523	61.66	4.767	16:07:05.748	
3 -	40.521	27.271	1:07.792	64.14	2.036	16:08:13.540	
4 -	40.448	26.600	1:07.048 (3)	64.85	1.292	16:09:20.588	
5 -	40.281	26.485	1:06.766 (2)	65.13	1.010	16:10:27.354	
6 -	39.217	26.539	1:05.756 (1)	66.13		16:11:33.110	

P37 52 MZ		Tony PARKER		MZ 250 - Cancer research uk			
IDEAL LAP TIME : 1:06.575		BEST LAP TIME : 1:06.648		DIFFERENCE : 0.073			
LAP	SECTOR 1	SECTOR 2	LAP TIME	MPH	DIFF	TIME OF DAY	
1 -		27.025	1:31.232	47.66	24.584	16:06:10.227	
2 -	39.651	27.281	1:06.932 (3)	64.97	0.284	16:07:17.159	
3 -	39.924	27.135	1:07.059	64.84	0.411	16:08:24.218	
4 -	40.022	26.924	1:06.946	64.95	0.298	16:09:31.164	
5 -	39.723	27.057	1:06.780 (2)	65.11	0.132	16:10:37.944	
6 -	39.654	26.994	1:06.648 (1)	65.24		16:11:44.592	

P38 5 MZ		Garry SAMETT		MZ TS 250 - smallmouse			
IDEAL LAP TIME : 1:06.285		BEST LAP TIME : 1:06.285		DIFFERENCE : 0.000			
LAP	SECTOR 1	SECTOR 2	LAP TIME	MPH	DIFF	TIME OF DAY	
1 -		28.088	1:33.704	46.40	27.419	16:06:12.699	
2 -	41.530	28.293	1:09.823 (3)	62.28	3.538	16:07:22.522	
3 -	41.766	28.647	1:10.413	61.75	4.128	16:08:32.935	
4 -	41.732	28.237	1:09.969	62.15	3.684	16:09:42.904	
5 -	40.408	27.386	1:07.794 (2)	64.14	1.509	16:10:50.698	
6 -	40.074	26.211	1:06.285 (1)	65.60		16:11:56.983	

BMCRC-MRO Championships 2025 - Rnd 1 @ Brands Hatch Indy

ACU Team Green Junior Cup & Senior Ninjas & 250MZ

RACE 11 - BEST SECTORS

POS	SECTOR 1		SECTOR 2		IDEAL / BEST COMPARISON			IDEAL	BEST	DIFF
	NO	TIME	NO	TIME	POS	NO	NAME			
								PERFECT LAP	55.698	
1	7	33.112	125	22.586	1	7	ROOKER	55.928	56.163	0.235
2	257	33.183	25	22.769	2	257	McCARTNEY	55.981	56.174	0.193
3	217	33.210	257	22.798	3	125	WINGATE	56.134	56.483	0.349
4	17	33.401	17	22.811	4	17	BUSA	56.212	56.323	0.111
5	6	33.525	7	22.816	5	217	COOPER	56.354	56.632	0.278
6	125	33.548	6	22.929	6	6	BUSA	56.454	56.617	0.163
7	185	33.568	185	23.106	7	25	GLEESON	56.611	56.773	0.162
8	27	33.820	217	23.144	8	185	CARTER	56.674	56.954	0.280
9	25	33.842	46	23.146	9	27	GARROD	56.972	57.079	0.107
10	46	33.975	27	23.152	10	46	CARTER	57.121	57.279	0.158
11	81	34.231	81	23.267	11	81	WILSON	57.498	57.541	0.043
12	69	34.412	461	23.578	12	69	MANN	58.087	58.123	0.036
13	461	34.511	112	23.647	13	461	MARSHALL	58.089	58.376	0.287
14	112	34.606	69	23.675	14	112	BRAY	58.253	58.420	0.167
15	96	34.725	96	23.799	15	96	KENT	58.524	58.827	0.303
16	37	34.797	37	23.833	16	37	LAMACRAFT	58.630	58.807	0.177
17	85	34.828	75	23.888	17	85	WALES	58.849	59.158	0.309
18	75	35.087	85	24.021	18	75	WOODALL	58.975	59.062	0.087
19	13	35.548	124	24.049	19	13	RYAN	59.747	1:00.040	0.293
20	95	35.590	33	24.184	20	124	BAKER	59.883	1:00.113	0.230
21	58	35.700	13	24.199	21	95	ROGERS	59.895	1:00.157	0.262
22	11	35.747	95	24.305	22	33	KLINGE	59.939	1:00.114	0.175
23	33	35.755	40	24.309	23	58	RHODES	1:00.089	1:00.098	0.009
24	124	35.834	58	24.389	24	40	ORMROD	1:00.177	1:00.294	0.117
25	40	35.868	32	24.575	25	11	CRIPPS	1:00.441	1:00.617	0.176
26	32	36.330	11	24.694	26	32	ASHMEAD	1:00.905	1:00.905	0.000
27	14	36.480	14	24.835	27	14	MARKS	1:01.315	1:01.832	0.517
28	166	36.611	166	24.949	28	166	LEWIS	1:01.560	1:01.675	0.115
29	102	36.691	54	25.149	29	102	WRIGHT	1:02.030	1:02.030	0.000
30	54	37.088	26	25.247	30	54	SCOTT	1:02.237	1:02.497	0.260
31	22	37.238	22	25.328	31	22	FINCH	1:02.566	1:02.566	0.000
32	9	37.468	102	25.339	32	9	HOWLETT	1:02.894	1:02.894	0.000
33	26	37.862	9	25.426	33	26	CHAMPION	1:03.109	1:03.109	0.000
34	73	37.996	73	25.743	34	73	GRAYSON	1:03.739	1:03.816	0.077
35	82	39.217	5	26.211	35	82	DENNEY	1:05.702	1:05.756	0.054
36	52	39.651	82	26.485	36	5	SAMETT	1:06.285	1:06.285	0.000
37	5	40.074	52	26.924	37	52	PARKER	1:06.575	1:06.648	0.073
38					38	8	ASKEW		1:02.238	

BMCRC-MRO Championships 2025 - Rnd 1 @ Brands Hatch Indy

ACU Team Green Junior Cup & Senior Ninjas & 250MZ

RACE 11 - STATISTICS

Competitors Started 38
Planned Start 2025-03-15 @ 15:20:00.000
Actual Start 2025-03-15 @ 16:04:38.994
Finish Time 2025-03-15 @ 16:11:22.485
Track Length 1.2079mi.
Total Laps 261
Total Distance Covered 315.2738mi.

Session Fastest Lap History

NO	CL	NAME	LAP TIME	TIME OF DAY	LAP	VEHICLE
217	J	Hudson COOPER	57.264	16:06:38.909	2	Kawasaki NINJA
6	J	Kian BUSA	57.181	16:06:38.928	2	Kawasaki NINJA 400
7	J	Travis ROOKER	57.039	16:06:39.378	2	Kawasaki NINJA 400
17	S	Daryn BUSA	56.815	16:06:39.429	2	Kawasaki NINJA 400
217	J	Hudson COOPER	56.811	16:07:35.723	3	Kawasaki NINJA
217	J	Hudson COOPER	56.632	16:08:32.356	4	Kawasaki NINJA
6	J	Kian BUSA	56.624	16:08:32.459	4	Kawasaki NINJA 400
17	S	Daryn BUSA	56.323	16:08:32.859	4	Kawasaki NINJA 400
7	J	Travis ROOKER	56.163	16:08:33.112	4	Kawasaki NINJA 400

Session Leader History

NO	CL	NAME	FROM LAP	LAPS LED	DISTANCE	VEHICLE
217	J	Hudson COOPER	1	5	6.03 miles	Kawasaki NINJA
257	J	Henry McCARTNEY	6	2	2.41 miles	Kawasaki NINJA

Flag History

TYPE	TIME OF DAY
GREEN	16:04:38.994
FINISH	16:11:22.485

Flag Statistics

TYPE	COUNT	TOTAL LAPS	TOTAL TIME
Green	1	7	8:02.519
Red	0	0	0.000
Safety Car	0	0	0.000
FCY	0	0	0.000

BMCRC-MRO Championships 2025 - Rnd 1 @ Brands Hatch Indy

ACU Team Green Junior Cup & Senior Ninjas & 250MZ

RACE 11 - STATISTICS

CLASS : J

16 Starters

Fastest Lap History

NO	NAME	LAP TIME	TIME OF DAY	LAP	VEHICLE
217	Hudson COOPER	57.264	16:06:38.909	2	Kawasaki NINJA
6	Kian BUSA	57.181	16:06:38.928	2	Kawasaki NINJA 400
7	Travis ROOKER	57.039	16:06:39.378	2	Kawasaki NINJA 400
217	Hudson COOPER	56.811	16:07:35.723	3	Kawasaki NINJA
217	Hudson COOPER	56.632	16:08:32.356	4	Kawasaki NINJA
6	Kian BUSA	56.624	16:08:32.459	4	Kawasaki NINJA 400
7	Travis ROOKER	56.163	16:08:33.112	4	Kawasaki NINJA 400

Leader History

NO	NAME	FROM LAP	LAPS LED	DISTANCE	VEHICLE
217	Hudson COOPER	1	5	6.03 miles	Kawasaki NINJA
257	Henry McCARTNEY	6	2	2.41 miles	Kawasaki NINJA

BMCRC-MRO Championships 2025 - Rnd 1 @ Brands Hatch Indy

ACU Team Green Junior Cup & Senior Ninjas & 250MZ

RACE 11 - STATISTICS

CLASS : S

5 Starters

Fastest Lap History

NO	NAME	LAP TIME	TIME OF DAY	LAP	VEHICLE
17	Daryn BUSA	56.815	16:06:39.429	2	Kawasaki NINJA 400
17	Daryn BUSA	56.323	16:08:32.859	4	Kawasaki NINJA 400

Leader History

NO	NAME	FROM LAP	LAPS LED	DISTANCE	VEHICLE
17	Daryn BUSA	1	7	8.45 miles	Kawasaki NINJA 400

BMCRC-MRO Championships 2025 - Rnd 1 @ Brands Hatch Indy

ACU Team Green Junior Cup & Senior Ninjas & 250MZ

RACE 11 - STATISTICS

CLASS : MZ

17 Starters

Fastest Lap History

NO	NAME	LAP TIME	TIME OF DAY	LAP	VEHICLE
69	Alexander MANN	59.417	16:06:59.486	2	Mz TS 250
37	Harry LAMACRAFT	59.057	16:07:02.160	2	MZ ETZ 250
69	Alexander MANN	58.729	16:07:58.213	3	Mz TS 250
69	Alexander MANN	58.123	16:10:54.158	6	Mz TS 250

Leader History

NO	NAME	FROM LAP	LAPS LED	DISTANCE	VEHICLE
69	Alexander MANN	1	7	8.45 miles	Mz TS 250



BMCRC-MRO Championships 2025 - Rnd 1 @ Brands Hatch Indy

ACU Team Green Junior Cup & Senior Ninjas & 250MZ

RACE 1 - GRID (12 Laps)

ROW 15	1	44	52	1:06.648 Tony PARKER	43	5	1:06.285 Garry SAMETT		
ROW 14	42	9	1:02.894 Gary HOWLETT	41	22	1:02.566 Simon FINCH	40	8	1:02.238 Rich ASKEW
ROW 13	39	102	1:02.030 Caleb WRIGHT	38	14	1:01.832 Andy MARKS	37	166	1:01.675 Graeme LEWIS
ROW 12	36	32	1:00.905 John ASHMEAD	35	11	1:00.617 Carl CRIPPS	34	95	1:00.157 Christopher ROGERS
ROW 11	33	13	1:00.040 Gordon RYAN	32	85	59.158 Andrew WALES	31	75	59.062 Peter WOODALL
ROW 10	30	96	58.827 Chris KENT	29	37	58.807 Harry LAMACRAFT	28	69	58.123 Alexander MANN
ROW 9	27			26			25		
ROW 8	24			23			22	71	Ben PHIPPS
ROW 7	21	82	1:05.756 Joe DENNEY	20	73	1:03.816 Jemma GRAYSON	19	26	1:03.109 Brooke CHAMPION
ROW 6	18	54	1:02.497 Ben SCOTT	17	40	1:00.294 Archie ORMROD	16	33	1:00.114 Patrick KLINGE
ROW 5	15	124	1:00.113 Harley BAKER	14	58	1:00.098 Max RHODES	13	112	58.420 Ruben BRAY
ROW 4	12	461	58.376 Sid MARSHALL	11	81	57.541 Blake WILSON	10	46	57.279 Isobel CARTER
ROW 3	9	27	57.079 Alfie GARROD	8	185	56.954 Billy CARTER	7	25	56.773 Chloe GLEESON
ROW 2	6	217	56.632 Hudson COOPER	5	6	56.617 Kian BUSA	4	125	56.483 Isabelle WINGATE
ROW 1	3	17	56.323 Daryn BUSA	2	257	56.174 Henry McCARTNEY	1	7	56.163 Travis ROOKER

Pole



These results are provisional until the conclusion of any judicial and technical matters.

Brands Hatch Indy: 1.2079 miles

Clerk Of Course:	Timekeeper:	<i>Craig Smith</i>	
------------------	-------------	--------------------	--

Results can be found at www.tsl-timing.com

Printed - 16:21 Saturday, 15 March 2025





BMCRC-MRO Championships 2025 - Rnd 1 @ Brands Hatch Indy

ACU Team Green Junior Cup & Senior Ninjas & 250MZ

RACE 1 - CLASSIFICATION

Race Distance: 12 Laps / 14.49 miles

POS	NO	CL	PIC	NAME	ENTRY	LAPS	TIME	GAP	DIFF	MPH	BEST	ON	GRD	↑↓
1	217	J	1	Hudson COOPER	Kawasaki NINJA -	12	11:27.512			75.90	55.949	12	6	5
2	257	J	2	Henry McCARTNEY	Kawasaki NINJA - ERECT SCAFFOLDING/ Dannywebb gp	12	11:27.596	0.084	0.084	75.89	56.137	12	2	0
3	7	J	3	Travis ROOKER	Kawasaki NINJA 400 - Swedish car connection	12	11:27.766	0.254	0.170	75.87	56.016	12	1	-2
4	125	J	4	Isabelle WINGATE	Kawasaki NINJA 400 -	12	11:34.069	6.557	6.303	75.18	55.907	12	4	0
5	17	S	1	Daryn BUSA	Kawasaki NINJA 400 - iActiveRC	12	11:36.596	9.084	2.527	74.91	56.864	11	3	-2
6	112	J	5	Ruben BRAY	Kawasaki 300/400 -	12	11:42.764	15.252	6.168	74.25	57.169	3	13	7
7	46	J	6	Isobel CARTER	Kawasaki 400 - R&G	12	11:46.498	18.986	3.734	73.86	57.899	3	10	3
8	27	J	7	Alfie GARROD	Kawasaki NINJA 400 -	12	11:47.037	19.525	0.539	73.80	57.458	9	9	1
9	81	J	8	Blake WILSON	Kawasaki NINJA 401 - BSL home improvements	12	11:57.744	30.232	10.707	72.70	58.690	4	11	2
10	461	J	9	Sid MARSHALL	Kawasaki NINJA 400 -	12	12:09.010	41.498	11.266	71.58	58.625	12	12	2
11	124	J	10	Harley BAKER	Kawasaki NINJA 400 -	12	12:10.106	42.594	1.096	71.47	58.643	12	15	4
12	58	J	11	Max RHODES	Kawasaki EX 400 - Oliver's mount Mototec	12	12:10.191	42.679	0.085	71.46	58.881	12	14	2
13	40	J	12	Archie ORMROD	Kawasaki NINJA 400 - Prestige Flooring	12	12:10.494	42.982	0.303	71.43	59.584	12	17	4
14	33	S	2	Patrick KLINGE	Kawasaki NINJA 400 - Klingklong Racing	12	12:14.889	47.377	4.395	71.00	59.653	7	16	2
15	69	MZ	1	Alexander MANN	Mz TS 250 - HS Racing	12	12:17.851	50.339	2.962	70.72	58.451	12	23	8
16	75	MZ	2	Peter WOODALL	MZ ETZ 250 - RevdCoin	12	12:21.656	54.144	3.805	70.36	59.029	8	26	10
17	37	MZ	3	Harry LAMACRAFT	MZ ETZ 250 - All Flower No Power	12	12:29.820	1:02.308	8.164	69.59	59.257	2	24	7
18	185	J	13	Billy CARTER	Kawasaki NINJA 400 - A&M pure engineering	11	11:33.464	1 Lap	1 Lap	68.97	57.421	4	8	-10
19	13	MZ	4	Gordon RYAN	MZ 250 - Prism Work Psychology	11	11:37.489	1 Lap	4.025	68.58	59.777	2	28	9
20	32	MZ	5	John ASHMEAD	Mz 250 -	11	11:49.142	1 Lap	11.653	67.45	1:01.050	10	31	11
21	102	MZ	6	Caleb WRIGHT	MZ 250 ETZ - Clover Investments	11	11:49.646	1 Lap	0.504	67.40	1:00.955	11	34	13
22	54	S	3	Ben SCOTT	Kawasaki NINJA 400 - GI Landscapes VampTech	11	11:55.511	1 Lap	5.865	66.85	1:02.946	9	18	-4
23	8	MZ	7	Rich ASKEW	Mz ETZ - L+R construction	11	11:56.010	1 Lap	0.499	66.80	1:01.281	6	35	12
24	14	MZ	8	Andy MARKS	MZ ETZ - Kingpin Components	11	11:56.098	1 Lap	0.088	66.79	1:01.411	7	33	9
25	9	MZ	9	Gary HOWLETT	MZ TS250 - HS Racing	11	11:57.902	1 Lap	1.804	66.63	1:01.613	7	37	12
26	82	S	4	Joe DENNEY	Kawasaki NINJA 300 -	11	11:59.620	1 Lap	1.718	66.47	1:03.778	8	21	-5
27	11	MZ	10	Carl CRIPPS	MZ ETZ250 - MIS UK LTD	11	12:00.064	1 Lap	0.444	66.43	1:00.924	3	30	3
28	166	MZ	11	Graeme LEWIS	MZ 250 - Morris Racing Lubricants #MRL	11	12:05.754	1 Lap	5.690	65.91	1:03.103	3	32	4
29	5	MZ	12	Garry SAMETT	MZ TS 250 - smallmouse	11	12:29.874	1 Lap	24.120	63.79	1:04.347	11	38	9
30	52	MZ	13	Tony PARKER	MZ 250 - Cancer research uk	11	12:30.348	1 Lap	0.474	63.74	1:03.995	11	39	9
31	26	J	14	Brooke CHAMPION	Kawasaki 300 NINJA - Dad	11	12:40.138	1 Lap	9.790	62.92	1:05.177	2	19	-12

NOT CLASSIFIED

DNF	22	MZ		Simon FINCH	MZ ETZ250 -	10	11:04.472	2 Laps	1 Lap	65.44	1:01.666	3	36	
DNF	96	MZ		Chris KENT	MZ TS 250 -	3	3:25.474	9 Laps	7 Laps	63.49	59.234	2	25	
DNF	95	MZ		Christopher ROGERS	Mz ETZ 250 - CB Racing	3	3:34.578	9 Laps	9.104	60.79	1:02.218	2	29	
DNF	25	J		Chloe GLEESON	Kawasaki NINJA - Danny Webb's GP Camp	2	2:04.155	10 Laps	1 Lap	70.05	58.780	2	7	
DNF	73	S		Jemma GRAYSON	Kawasaki NINJA 300 -	2	2:21.150	10 Laps	16.995	61.61	1:05.459	2	20	
DNF	85	MZ		Andrew WALES	MZ ETZ 250 - Show Control International	2	2:26.463	10 Laps	5.313	59.38	59.312	2	27	
DNF	6	J		Kian BUSA	Kawasaki NINJA 400 - iActiveRC	0								5

FASTEST LAP

125	J			Isabelle WINGATE	Kawasaki NINJA 400 -	12	55.907		77.78 mph		125.17 kph			
17	S			Daryn BUSA	Kawasaki NINJA 400 - iActiveRC	11	56.864		76.47 mph		123.07 kph			
69	MZ			Alexander MANN	Mz TS 250 - HS Racing	12	58.451		74.39 mph		119.73 kph			

Class J - 92.5% of Race Speed = 70.20 mph
 Class S - 92.5% of Race Speed = 69.29 mph
 Class MZ - 92.5% of Race Speed = 65.41 mph

Weather / Track : Cloudy / Dry

Date: 16/03/2025 Start: 10:19 Finish: 10:30

These results are provisional until the conclusion of any judicial and technical matters.

Brands Hatch Indy: 1.2079 miles

Clerk Of Course:

Timekeeper:

Craig Smith



BMCRC-MRO Championships 2025 - Rnd 1 @ Brands Hatch Indy

ACU Team Green Junior Cup & Senior Ninjas & 250MZ

RACE 1 - LAP CHART

8	1 Lap	1:02.741	13	1 Lap	1:00.404
46	15.405	58.254	112	15.252	58.779
27	16.400	58.044	46	18.986	58.166
82	1 Lap	1:03.828	27	19.525	58.205
14	1 Lap	1:01.589	32	1 Lap	1:01.395
9	1 Lap	1:02.380	102	1 Lap	1:00.955
11	1 Lap	1:02.237	54	1 Lap	1:03.332
22	1 Lap	1:07.553	8	1 Lap	1:03.115
166	1 Lap	1:03.431	14	1 Lap	1:01.892
81	24.463	58.880	81	30.232	59.135
40	35.811	1:00.485	9	1 Lap	1:01.941
58	35.974	1:00.962	82	1 Lap	1:04.396
461	36.069	1:00.286	11	1 Lap	1:04.019
124	36.092	1:00.601	166	1 Lap	1:03.145
33	38.836	1:01.004	461	41.498	58.625
26	1 Lap	1:08.179	124	42.594	58.643
69	45.255	58.599	58	42.679	58.881
5	1 Lap	1:04.515	40	42.982	59.584
75	47.088	59.222	33	47.377	1:00.899
52	1 Lap	1:05.236	69	50.339	58.451
37	52.575	59.837	75	54.144	1:00.157
			37	1:02.308	1:02.461
			5	1 Lap	1:04.347
			52	1 Lap	1:03.995
			26	1 Lap	1:14.526

LAP 11 @ 10:29:36.847

NO	BEHIND	LAP TIME
----	--------	----------

257		56.555
217	0.104	56.690
7	0.291	56.323
185	1 Lap	59.498
13	1 Lap	1:00.440
125	6.703	56.099
17	7.844	56.864
112	12.526	58.074
32	1 Lap	1:01.050
46	16.873	58.054
102	1 Lap	1:01.496
27	17.373	57.559
54	1 Lap	1:03.172
8	1 Lap	1:02.670
14	1 Lap	1:02.308
82	1 Lap	1:03.827
9	1 Lap	1:02.727
11	1 Lap	1:02.191
81	27.150	59.273
166	1 Lap	1:03.506
22	1 Lap	1:06.702
461	38.926	59.443
40	39.451	1:00.226
58	39.851	1:00.463
124	40.004	1:00.498
33	42.531	1:00.281
69	47.941	59.272
75	50.040	59.538
5	1 Lap	1:04.726
26	1 Lap	1:08.700
52	1 Lap	1:04.200
37	55.900	59.911

LAP 12 @ 10:30:32.900

NO	BEHIND	LAP TIME
----	--------	----------

217		55.949
257	0.084	56.137
7	0.254	56.016
185	1 Lap	59.752
125	6.557	55.907
17	9.084	57.293

Weather / Track : Cloudy / Dry

BMCRC-MRO Championships 2025 - Rnd 1 @ Brands Hatch Indy

ACU Team Green Junior Cup & Senior Ninjas & 250MZ

RACE 1 - POSITION CHART

No	Name	Lap Pos	Lap											
			1	2	3	4	5	6	7	8	9	10	11	12
7	ROOKER	1	257	257	257	257	257	217	257	257	257	217	257	217
257	McCARTNEY	2	217	217	217	217	217	257	7	217	217	257	217	257
17	BUSA	3	7	7	7	7	7	7	217	7	7	7	7	7
125	WINGATE	4	185	185	17	17	125	125	125	125	125	125	125	125
6	BUSA	5	17	17	185	125	112	112	17	17	17	17	17	17
217	COOPER	6	112	112	125	185	17	17	112	112	112	112	112	112
25	GLEESON	7	125	125	112	112	46	46	46	46	46	46	46	46
185	CARTER	8	25	25	46	46	27	27	27	27	27	27	27	27
27	GARROD	9	46	46	27	27	81	81	81	81	81	81	81	81
46	CARTER	10	27	27	81	81	58	58	58	40	58	40	461	461
81	WILSON	11	40	81	40	58	40	124	124	58	40	58	40	124
461	MARSHALL	12	81	40	58	40	124	40	40	124	124	461	58	58
112	BRAY	13	124	58	461	461	461	461	461	461	461	124	124	40
58	RHODES	14	58	124	124	124	33	33	33	33	33	33	33	33
124	BAKER	15	461	461	33	33	185	69	69	69	69	69	69	69
33	KLINGE	16	33	33	54	75	69	75	75	75	75	75	75	75
40	ORMROD	17	54	54	82	69	75	37	37	37	37	37	37	37
54	SCOTT	18	26	26	26	54	37	185	185	185	185	185	185	185
26	CHAMPION	19	82	82	96	82	13	13	13	13	13	13	13	13
73	GRAYSON	20	73	73	37	37	54	54	54	32	32	32	32	32
82	DENNEY	21	96	69	69	13	82	82	102	102	102	102	102	102
69	MANN	22	69	96	75	26	102	102	32	54	54	54	54	54
37	LAMACRAFT	23	37	37	13	102	32	32	82	8	8	8	8	8
96	KENT	24	75	85	102	32	8	8	8	82	82	14	14	14
75	WOODALL	25	85	75	95	8	22	22	22	22	14	82	9	9
85	WALES	26	13	13	32	11	11	11	9	14	9	9	9	82
13	RYAN	27	95	95	8	22	26	9	11	9	11	11	11	11
95	ROGERS	28	102	102	11	9	9	14	14	11	22	166	166	166
11	CRIPPS	29	32	8	22	166	14	166	166	166	166	22	5	5
32	ASHMEAD	30	8	32	9	14	166	26	26	26	26	5	52	52
166	LEWIS	31	166	22	166	5	5	5	5	5	5	26	26	26
14	MARKS	32	11	11	14	52	52	52	52	52	52	52	52	52
102	WRIGHT	33	22	166	52									
8	ASKEW	34	9	9	5									
22	FINCH	35	14	14										
9	HOWLETT	36	52	52										
5	SAMETT	37	5	5										
52	PARKER	38												

BMCRC-MRO Championships 2025 - Rnd 1 @ Brands Hatch Indy

ACU Team Green Junior Cup & Senior Ninjas & 250MZ

RACE 1 - SECTOR ANALYSIS



SECTOR 1 = FL to I1, SECTOR 2 = I1 to FL, DIFF = Difference To Personal Best Lap, P = Crossed Finish Line in Pit Lane, D = Time Disallowed

P1		217 J Hudson COOPER		Kawasaki NINJA -		
IDEAL LAP TIME : 55.949		BEST LAP TIME : 55.949		DIFFERENCE : 0.000		
LAP	SECTOR 1	SECTOR 2	LAP TIME	MPH	DIFF	TIME OF DAY
1 -		23.333	1:02.504	69.57	6.555	10:20:07.892
2 -	33.799	23.239	57.038	76.24	1.089	10:21:04.930
3 -	33.365	22.986	56.351 (2)	77.16	0.402	10:22:01.281
4 -	33.534	23.065	56.599	76.83	0.650	10:22:57.880
5 -	33.525	23.001	56.526	76.93	0.577	10:23:54.406
6 -	34.311	22.915	57.226	75.99	1.277	10:24:51.632
7 -	34.004	23.957	57.961	75.02	2.012	10:25:49.593
8 -	33.409	23.880	57.289	75.90	1.340	10:26:46.882
9 -	33.864	23.054	56.918	76.40	0.969	10:27:43.800
10 -	33.465	22.996	56.461 (3)	77.01	0.512	10:28:40.261
11 -	33.783	22.907	56.690	76.70	0.741	10:29:36.951
12 -	33.050	22.899	55.949 (1)	77.72		10:30:32.900

P2		257 J Henry McCARTNEY		Kawasaki NINJA - ERECT SCAFFOLDING/ Dannywebb gp cam		
IDEAL LAP TIME : 56.088		BEST LAP TIME : 56.137		DIFFERENCE : 0.049		
LAP	SECTOR 1	SECTOR 2	LAP TIME	MPH	DIFF	TIME OF DAY
1 -		23.340	1:02.413	69.67	6.276	10:20:07.801
2 -	33.788	23.202	56.990	76.30	0.853	10:21:04.791
3 -	33.423	22.984	56.407 (2)	77.09	0.270	10:22:01.198
4 -	33.522	23.039	56.561	76.88	0.424	10:22:57.759
5 -	33.535	23.095	56.630	76.78	0.493	10:23:54.389
6 -	34.248	23.014	57.262	75.94	1.125	10:24:51.651
7 -	33.921	23.860	57.781	75.26	1.644	10:25:49.432
8 -	33.691	23.711	57.402	75.75	1.265	10:26:46.834
9 -	33.825	23.087	56.912	76.40	0.775	10:27:43.746
10 -	33.426	23.120	56.546 (3)	76.90	0.409	10:28:40.292
11 -	33.658	22.897	56.555	76.89	0.418	10:29:36.847
12 -	33.191	22.946	56.137 (1)	77.46		10:30:32.984

P3		7 J Travis ROOKER		Kawasaki NINJA 400 - Swedish car connection		
IDEAL LAP TIME : 56.016		BEST LAP TIME : 56.016		DIFFERENCE : 0.000		
LAP	SECTOR 1	SECTOR 2	LAP TIME	MPH	DIFF	TIME OF DAY
1 -		23.462	1:02.936	69.09	6.920	10:20:08.324
2 -	33.711	23.105	56.816	76.53	0.800	10:21:05.140
3 -	33.606	23.037	56.643	76.77	0.627	10:22:01.783
4 -	33.357	23.196	56.553	76.89	0.537	10:22:58.336
5 -	33.235	23.027	56.262 (2)	77.29	0.246	10:23:54.598
6 -	34.217	23.300	57.517	75.60	1.501	10:24:52.115
7 -	33.894	23.566	57.460	75.68	1.444	10:25:49.575
8 -	33.651	23.802	57.453	75.68	1.437	10:26:47.028
9 -	33.827	23.121	56.948	76.36	0.932	10:27:43.976
10 -	33.564	23.275	56.839	76.50	0.823	10:28:40.815
11 -	33.497	22.826	56.323 (3)	77.20	0.307	10:29:37.138
12 -	33.193	22.823	56.016 (1)	77.63		10:30:33.154

BMCRC-MRO Championships 2025 - Rnd 1 @ Brands Hatch Indy

ACU Team Green Junior Cup & Senior Ninjas & 250MZ

RACE 1 - SECTOR ANALYSIS



SECTOR 1 = FL to I1, SECTOR 2 = I1 to FL, DIFF = Difference To Personal Best Lap, P = Crossed Finish Line in Pit Lane, D = Time Disallowed

P4 125 J		Isabelle WINGATE		Kawasaki NINJA 400 -			
IDEAL LAP TIME : 55.907		BEST LAP TIME : 55.907		DIFFERENCE : 0.000			
LAP	SECTOR 1	SECTOR 2	LAP TIME	MPH	DIFF	TIME OF DAY	
1 -		24.008	1:04.949	66.95	9.042	10:20:10.337	
2 -	34.317	23.025	57.342	75.83	1.435	10:21:07.679	
3 -	33.483	23.530	57.013	76.27	1.106	10:22:04.692	
4 -	33.379	23.181	56.560 (3)	76.88	0.653	10:23:01.252	
5 -	33.588	25.169	58.757	74.00	2.850	10:24:00.009	
6 -	34.190	23.269	57.459	75.68	1.552	10:24:57.468	
7 -	33.742	23.915	57.657	75.42	1.750	10:25:55.125	
8 -	33.366	23.944	57.310	75.87	1.403	10:26:52.435	
9 -	33.642	24.619	58.261	74.64	2.354	10:27:50.696	
10 -	33.327	23.428	56.755	76.62	0.848	10:28:47.451	
11 -	33.107	22.992	56.099 (2)	77.51	0.192	10:29:43.550	
12 -	33.042	22.865	55.907 (1)	77.78		10:30:39.457	

P5 17 S		Daryn BUSA		Kawasaki NINJA 400 - iActiveRC			
IDEAL LAP TIME : 56.510		BEST LAP TIME : 56.864		DIFFERENCE : 0.354			
LAP	SECTOR 1	SECTOR 2	LAP TIME	MPH	DIFF	TIME OF DAY	
1 -		23.842	1:04.158	67.77	7.294	10:20:09.546	
2 -	33.681	23.466	57.147	76.09	0.283	10:21:06.693	
3 -	33.671	23.198	56.869 (2)	76.46	0.005	10:22:03.562	
4 -	33.792	23.308	57.100	76.15	0.236	10:23:00.662	
5 -	33.997	25.669	59.666	72.88	2.802	10:24:00.328	
6 -	34.487	23.145	57.632	75.45	0.768	10:24:57.960	
7 -	33.983	23.507	57.490	75.64	0.626	10:25:55.450	
8 -	33.403	23.735	57.138	76.10	0.274	10:26:52.588	
9 -	34.014	24.348	58.362	74.51	1.498	10:27:50.950	
10 -	33.365	23.512	56.877 (3)	76.45	0.013	10:28:47.827	
11 -	33.502	23.362	56.864 (1)	76.47		10:29:44.691	
12 -	33.577	23.716	57.293	75.90	0.429	10:30:41.984	

P6 112 J		Ruben BRAY		Kawasaki 300/400 -			
IDEAL LAP TIME : 56.827		BEST LAP TIME : 57.169		DIFFERENCE : 0.342			
LAP	SECTOR 1	SECTOR 2	LAP TIME	MPH	DIFF	TIME OF DAY	
1 -		23.682	1:04.814	67.09	7.645	10:20:10.202	
2 -	34.019	23.367	57.386 (3)	75.77	0.217	10:21:07.588	
3 -	33.839	23.330	57.169 (1)	76.06		10:22:04.757	
4 -	33.762	23.607	57.369 (2)	75.80	0.200	10:23:02.126	
5 -	33.960	24.016	57.976	75.00	0.807	10:24:00.102	
6 -	34.404	23.065	57.469	75.66	0.300	10:24:57.571	
7 -	34.737	24.045	58.782	73.97	1.613	10:25:56.353	
8 -	34.513	23.391	57.904	75.10	0.735	10:26:54.257	
9 -	34.587	23.827	58.414	74.44	1.245	10:27:52.671	
10 -	34.838	23.790	58.628	74.17	1.459	10:28:51.299	
11 -	34.597	23.477	58.074	74.88	0.905	10:29:49.373	
12 -	34.873	23.906	58.779	73.98	1.610	10:30:48.152	

BMCRC-MRO Championships 2025 - Rnd 1 @ Brands Hatch Indy

ACU Team Green Junior Cup & Senior Ninjas & 250MZ

RACE 1 - SECTOR ANALYSIS



SECTOR 1 = FL to I1, SECTOR 2 = I1 to FL, DIFF = Difference To Personal Best Lap, P = Crossed Finish Line in Pit Lane, D = Time Disallowed

P7 46 J		Isobel CARTER		Kawasaki 400 - R&G			
IDEAL LAP TIME : 57.670		BEST LAP TIME : 57.899		DIFFERENCE : 0.229			
LAP	SECTOR 1	SECTOR 2	LAP TIME	MPH	DIFF	TIME OF DAY	
1 -		24.066	1:05.621	66.26	7.722	10:20:11.009	
2 -	34.888	23.728	58.616	74.18	0.717	10:21:09.625	
3 -	34.335	23.564	57.899 (1)	75.10		10:22:07.524	
4 -	34.306	23.777	58.083	74.86	0.184	10:23:05.607	
5 -	34.589	23.594	58.183	74.74	0.284	10:24:03.790	
6 -	35.431	23.539	58.970	73.74	1.071	10:25:02.760	
7 -	34.989	23.364	58.353	74.52	0.454	10:26:01.113	
8 -	34.552	23.452	58.004 (2)	74.97	0.105	10:26:59.117	
9 -	34.902	23.393	58.295	74.59	0.396	10:27:57.412	
10 -	34.427	23.827	58.254	74.64	0.355	10:28:55.666	
11 -	34.628	23.426	58.054 (3)	74.90	0.155	10:29:53.720	
12 -	34.671	23.495	58.166	74.76	0.267	10:30:51.886	

P8 27 J		Alfie GARROD		Kawasaki NINJA 400 -			
IDEAL LAP TIME : 57.458		BEST LAP TIME : 57.458		DIFFERENCE : 0.000			
LAP	SECTOR 1	SECTOR 2	LAP TIME	MPH	DIFF	TIME OF DAY	
1 -		24.148	1:06.226	65.66	8.768	10:20:11.614	
2 -	34.691	24.383	59.074	73.61	1.616	10:21:10.688	
3 -	34.913	23.744	58.657	74.13	1.199	10:22:09.345	
4 -	34.217	24.052	58.269	74.62	0.811	10:23:07.614	
5 -	34.417	24.249	58.666	74.12	1.208	10:24:06.280	
6 -	34.923	24.327	59.250	73.39	1.792	10:25:05.530	
7 -	34.429	23.537	57.966	75.01	0.508	10:26:03.496	
8 -	34.214	23.449	57.663 (3)	75.41	0.205	10:27:01.159	
9 -	34.091	23.367	57.458 (1)	75.68		10:27:58.617	
10 -	34.580	23.464	58.044	74.91	0.586	10:28:56.661	
11 -	34.149	23.410	57.559 (2)	75.55	0.101	10:29:54.220	
12 -	34.525	23.680	58.205	74.71	0.747	10:30:52.425	

P9 81 J		Blake WILSON		Kawasaki NINJA 401 - BSL home improvements			
IDEAL LAP TIME : 58.560		BEST LAP TIME : 58.690		DIFFERENCE : 0.130			
LAP	SECTOR 1	SECTOR 2	LAP TIME	MPH	DIFF	TIME OF DAY	
1 -		24.307	1:07.634	64.29	8.944	10:20:13.022	
2 -	35.164	24.007	59.171	73.49	0.481	10:21:12.193	
3 -	34.880	24.176	59.056	73.63	0.366	10:22:11.249	
4 -	34.769	23.921	58.690 (1)	74.09		10:23:09.939	
5 -	34.829	24.166	58.995	73.71	0.305	10:24:08.934	
6 -	35.241	24.176	59.417	73.18	0.727	10:25:08.351	
7 -	35.096	23.935	59.031	73.66	0.341	10:26:07.382	
8 -	34.963	24.015	58.978 (3)	73.73	0.288	10:27:06.360	
9 -	35.091	24.393	59.484	73.10	0.794	10:28:05.844	
10 -	35.089	23.791	58.880 (2)	73.85	0.190	10:29:04.724	
11 -	35.356	23.917	59.273	73.36	0.583	10:30:03.997	
12 -	35.225	23.910	59.135	73.53	0.445	10:31:03.132	

BMCRC-MRO Championships 2025 - Rnd 1 @ Brands Hatch Indy

ACU Team Green Junior Cup & Senior Ninjas & 250MZ

RACE 1 - SECTOR ANALYSIS



SECTOR 1 = FL to I1, SECTOR 2 = I1 to FL, DIFF = Difference To Personal Best Lap, P = Crossed Finish Line in Pit Lane, D = Time Disallowed

P10 461 J Sid MARSHALL		Kawasaki NINJA 400 -				
IDEAL LAP TIME : 58.595		BEST LAP TIME : 58.625				
		DIFFERENCE : 0.030				
LAP	SECTOR 1	SECTOR 2	LAP TIME	MPH	DIFF	TIME OF DAY
1 -		24.746	1:08.475	63.50	9.850	10:20:13.863
2 -	35.996	24.259	1:00.255	72.17	1.630	10:21:14.118
3 -	35.359	24.817	1:00.176	72.26	1.551	10:22:14.294
4 -	35.757	24.474	1:00.231	72.19	1.606	10:23:14.525
5 -	36.076	24.981	1:01.057	71.22	2.432	10:24:15.582
6 -	35.403	24.536	59.939	72.55	1.314	10:25:15.521
7 -	36.131	24.223	1:00.354	72.05	1.729	10:26:15.875
8 -	35.818	24.882	1:00.700	71.64	2.075	10:27:16.575
9 -	35.375	24.094	59.469 (3)	73.12	0.844	10:28:16.044
10 -	36.277	24.009	1:00.286	72.13	1.661	10:29:16.330
11 -	35.570	23.873	59.443 (2)	73.15	0.818	10:30:15.773
12 -	34.722	23.903	58.625 (1)	74.17		10:31:14.398

P11 124 J Harley BAKER		Kawasaki NINJA 400 -				
IDEAL LAP TIME : 58.643		BEST LAP TIME : 58.643				
		DIFFERENCE : 0.000				
LAP	SECTOR 1	SECTOR 2	LAP TIME	MPH	DIFF	TIME OF DAY
1 -		24.876	1:07.864	64.07	9.221	10:20:13.252
2 -	36.365	24.248	1:00.613	71.74	1.970	10:21:13.865
3 -	35.787	24.898	1:00.685	71.65	2.042	10:22:14.550
4 -	35.679	24.436	1:00.115	72.33	1.472	10:23:14.665
5 -	35.550	24.987	1:00.537	71.83	1.894	10:24:15.202
6 -	35.536	24.285	59.821 (2)	72.69	1.178	10:25:15.023
7 -	36.464	23.935	1:00.399	71.99	1.756	10:26:15.422
8 -	35.914	24.583	1:00.497	71.88	1.854	10:27:15.919
9 -	35.839	23.994	59.833 (3)	72.67	1.190	10:28:15.752
10 -	36.217	24.384	1:00.601	71.75	1.958	10:29:16.353
11 -	36.211	24.287	1:00.498	71.88	1.855	10:30:16.851
12 -	35.143	23.500	58.643 (1)	74.15		10:31:15.494

P12 58 J Max RHODES		Kawasaki EX 400 - Oliver's mount Mototec				
IDEAL LAP TIME : 58.881		BEST LAP TIME : 58.881				
		DIFFERENCE : 0.000				
LAP	SECTOR 1	SECTOR 2	LAP TIME	MPH	DIFF	TIME OF DAY
1 -		24.585	1:07.967	63.98	9.086	10:20:13.355
2 -	35.760	24.559	1:00.319	72.09	1.438	10:21:13.674
3 -	35.656	24.866	1:00.522	71.85	1.641	10:22:14.196
4 -	35.160	24.283	59.443 (3)	73.15	0.562	10:23:13.639
5 -	35.918	24.556	1:00.474	71.90	1.593	10:24:14.113
6 -	35.945	24.462	1:00.407	71.98	1.526	10:25:14.520
7 -	36.025	24.393	1:00.418	71.97	1.537	10:26:14.938
8 -	35.880	25.013	1:00.893	71.41	2.012	10:27:15.831
9 -	35.292	24.150	59.442 (2)	73.15	0.561	10:28:15.273
10 -	36.416	24.546	1:00.962	71.33	2.081	10:29:16.235
11 -	36.232	24.231	1:00.463	71.92	1.582	10:30:16.698
12 -	34.787	24.094	58.881 (1)	73.85		10:31:15.579

BMCRC-MRO Championships 2025 - Rnd 1 @ Brands Hatch Indy

ACU Team Green Junior Cup & Senior Ninjas & 250MZ

RACE 1 - SECTOR ANALYSIS



SECTOR 1 = FL to I1, SECTOR 2 = I1 to FL, DIFF = Difference To Personal Best Lap, P = Crossed Finish Line in Pit Lane, D = Time Disallowed

P13 40 J Archie ORMROD		Kawasaki NINJA 400 - Prestige Flooring				
IDEAL LAP TIME : 59.564		BEST LAP TIME : 59.584		DIFFERENCE : 0.020		
LAP	SECTOR 1	SECTOR 2	LAP TIME	MPH	DIFF	TIME OF DAY
1 -		24.743	1:07.508	64.41	7.924	10:20:12.896
2 -	35.887	24.436	1:00.323	72.08	0.739	10:21:13.219
3 -	35.858	24.900	1:00.758	71.57	1.174	10:22:13.977
4 -	35.848	24.301	1:00.149 (3)	72.29	0.565	10:23:14.126
5 -	35.851	24.539	1:00.390	72.00	0.806	10:24:14.516
6 -	36.082	24.507	1:00.589	71.77	1.005	10:25:15.105
7 -	36.211	24.117	1:00.328	72.08	0.744	10:26:15.433
8 -	35.680	24.561	1:00.241	72.18	0.657	10:27:15.674
9 -	35.726	24.187	59.913 (2)	72.58	0.329	10:28:15.587
10 -	36.088	24.397	1:00.485	71.89	0.901	10:29:16.072
11 -	36.162	24.064	1:00.226	72.20	0.642	10:30:16.298
12 -	35.700	23.884	59.584 (1)	72.98		10:31:15.882

P14 33 S Patrick KLINGE		Kawasaki NINJA 400 - Klingklong Racing				
IDEAL LAP TIME : 59.449		BEST LAP TIME : 59.653		DIFFERENCE : 0.204		
LAP	SECTOR 1	SECTOR 2	LAP TIME	MPH	DIFF	TIME OF DAY
1 -		25.203	1:09.668	62.41	10.015	10:20:15.056
2 -	36.489	24.474	1:00.963	71.33	1.310	10:21:16.019
3 -	36.288	24.299	1:00.587	71.77	0.934	10:22:16.606
4 -	35.954	24.453	1:00.407	71.98	0.754	10:23:17.013
5 -	35.995	24.447	1:00.442	71.94	0.789	10:24:17.455
6 -	36.054	24.307	1:00.361	72.04	0.708	10:25:17.816
7 -	35.770	23.883	59.653 (1)	72.89		10:26:17.469
8 -	35.566	24.348	59.914 (2)	72.58	0.261	10:27:17.383
9 -	36.346	24.364	1:00.710	71.62	1.057	10:28:18.093
10 -	36.676	24.328	1:01.004	71.28	1.351	10:29:19.097
11 -	35.889	24.392	1:00.281 (3)	72.13	0.628	10:30:19.378
12 -	35.983	24.916	1:00.899	71.40	1.246	10:31:20.277

P15 69 MZ Alexander MANN		Mz TS 250 - HS Racing				
IDEAL LAP TIME : 58.282		BEST LAP TIME : 58.451		DIFFERENCE : 0.169		
LAP	SECTOR 1	SECTOR 2	LAP TIME	MPH	DIFF	TIME OF DAY
1 -		24.109	1:26.881	50.05	28.430	10:20:32.269
2 -	35.121	23.934	59.055	73.63	0.604	10:21:31.324
3 -	35.543	24.088	59.631	72.92	1.180	10:22:30.955
4 -	35.817	25.599	1:01.416	70.80	2.965	10:23:32.371
5 -	35.523	23.778	59.301	73.33	0.850	10:24:31.672
6 -	34.712	24.040	58.752	74.01	0.301	10:25:30.424
7 -	35.051	23.945	58.996	73.71	0.545	10:26:29.420
8 -	34.847	24.088	58.935	73.78	0.484	10:27:28.355
9 -	34.606	23.956	58.562 (2)	74.25	0.111	10:28:26.917
10 -	34.504	24.095	58.599 (3)	74.20	0.148	10:29:25.516
11 -	35.272	24.000	59.272	73.36	0.821	10:30:24.788
12 -	34.667	23.784	58.451 (1)	74.39		10:31:23.239

BMCRC-MRO Championships 2025 - Rnd 1 @ Brands Hatch Indy

ACU Team Green Junior Cup & Senior Ninjas & 250MZ

RACE 1 - SECTOR ANALYSIS



SECTOR 1 = FL to I1, SECTOR 2 = I1 to FL, DIFF = Difference To Personal Best Lap, P = Crossed Finish Line in Pit Lane, D = Time Disallowed

P16 75 MZ Peter WOODALL			MZ ETZ 250 - RevdCoin			
IDEAL LAP TIME : 58.960		BEST LAP TIME : 59.029		DIFFERENCE : 0.069		
LAP	SECTOR 1	SECTOR 2	LAP TIME	MPH	DIFF	TIME OF DAY
1 -		24.495	1:27.006	49.98	27.977	10:20:32.394
2 -	35.851	24.110	59.961	72.52	0.932	10:21:32.355
3 -	34.938	24.520	59.458	73.13	0.429	10:22:31.813
4 -	35.441	25.004	1:00.445	71.94	1.416	10:23:32.258
5 -	35.364	24.132	59.496	73.09	0.467	10:24:31.754
6 -	34.963	24.096	59.059 (3)	73.63	0.030	10:25:30.813
7 -	34.947	24.091	59.038 (2)	73.65	0.009	10:26:29.851
8 -	35.001	24.028	59.029 (1)	73.66		10:27:28.880
9 -	35.076	24.171	59.247	73.39	0.218	10:28:28.127
10 -	35.200	24.022	59.222	73.42	0.193	10:29:27.349
11 -	35.389	24.149	59.538	73.03	0.509	10:30:26.887
12 -	35.664	24.493	1:00.157	72.28	1.128	10:31:27.044

P17 37 MZ Harry LAMACRAFT			MZ ETZ 250 - All Flower No Power			
IDEAL LAP TIME : 59.176		BEST LAP TIME : 59.257		DIFFERENCE : 0.081		
LAP	SECTOR 1	SECTOR 2	LAP TIME	MPH	DIFF	TIME OF DAY
1 -		24.843	1:26.965	50.00	27.708	10:20:32.353
2 -	35.089	24.168	59.257 (1)	73.38		10:21:31.610
3 -	35.018	24.301	59.319 (2)	73.30	0.062	10:22:30.929
4 -	35.514	27.775	1:03.289	68.71	4.032	10:23:34.218
5 -	36.083	24.193	1:00.276	72.14	1.019	10:24:34.494
6 -	35.229	24.537	59.766	72.76	0.509	10:25:34.260
7 -	35.098	24.344	59.442 (3)	73.15	0.185	10:26:33.702
8 -	35.226	24.530	59.756	72.77	0.499	10:27:33.458
9 -	35.008	24.533	59.541	73.03	0.284	10:28:32.999
10 -	35.463	24.374	59.837	72.67	0.580	10:29:32.836
11 -	35.247	24.664	59.911	72.58	0.654	10:30:32.747
12 -	37.114	25.347	1:02.461	69.62	3.204	10:31:35.208

P18 185 J Billy CARTER			Kawasaki NINJA 400 - A&M pure engineering			
IDEAL LAP TIME : 57.329		BEST LAP TIME : 57.421		DIFFERENCE : 0.092		
LAP	SECTOR 1	SECTOR 2	LAP TIME	MPH	DIFF	TIME OF DAY
1 -		23.619	1:03.748	68.21	6.327	10:20:09.136
2 -	33.838	23.635	57.473 (2)	75.66	0.052	10:21:06.609
3 -	34.294	23.762	58.056 (3)	74.90	0.635	10:22:04.665
4 -	33.710	23.711	57.421 (1)	75.73		10:23:02.086
5 -	1:02.435	24.519	1:26.954	50.01	29.533	10:24:29.040
6 -	43.758	25.271	1:09.029	62.99	11.608	10:25:38.069
7 -	35.749	24.813	1:00.562	71.80	3.141	10:26:38.631
8 -	36.106	24.717	1:00.823	71.49	3.402	10:27:39.454
9 -	35.639	24.509	1:00.148	72.29	2.727	10:28:39.602
10 -	35.373	24.125	59.498	73.08	2.077	10:29:39.100
11 -	34.869	24.883	59.752	72.77	2.331	10:30:38.852

P19 13 MZ Gordon RYAN			MZ 250 - Prism Work Psychology			
IDEAL LAP TIME : 59.777		BEST LAP TIME : 59.777		DIFFERENCE : 0.000		
LAP	SECTOR 1	SECTOR 2	LAP TIME	MPH	DIFF	TIME OF DAY
1 -		24.583	1:28.296	49.25	28.519	10:20:33.684
2 -	35.490	24.287	59.777 (1)	72.74		10:21:33.461
3 -	35.931	24.710	1:00.641	71.71	0.864	10:22:34.102
4 -	35.610	26.724	1:02.334	69.76	2.557	10:23:36.436
5 -	36.816	25.927	1:02.743	69.30	2.966	10:24:39.179
6 -	36.128	24.905	1:01.033	71.25	1.256	10:25:40.212
7 -	35.823	24.623	1:00.446	71.94	0.669	10:26:40.658
8 -	36.043	24.666	1:00.709	71.63	0.932	10:27:41.367
9 -	35.833	24.833	1:00.666	71.68	0.889	10:28:42.033
10 -	35.793	24.647	1:00.440 (3)	71.94	0.663	10:29:42.473
11 -	36.011	24.393	1:00.404 (2)	71.99	0.627	10:30:42.877

BMCRC-MRO Championships 2025 - Rnd 1 @ Brands Hatch Indy

ACU Team Green Junior Cup & Senior Ninjas & 250MZ

RACE 1 - SECTOR ANALYSIS



SECTOR 1 = FL to I1, SECTOR 2 = I1 to FL, DIFF = Difference To Personal Best Lap, P = Crossed Finish Line in Pit Lane, D = Time Disallowed

P20 32 MZ John ASHMEAD			Mz 250 -			
IDEAL LAP TIME : 1:00.780		BEST LAP TIME : 1:01.050		DIFFERENCE : 0.270		
LAP	SECTOR 1	SECTOR 2	LAP TIME	MPH	DIFF	TIME OF DAY
1 -		25.283	1:29.905	48.36	28.855	10:20:35.293
2 -	37.692	25.141	1:02.833	69.20	1.783	10:21:38.126
3 -	36.483	25.531	1:02.014	70.12	0.964	10:22:40.140
4 -	36.888	25.415	1:02.303	69.79	1.253	10:23:42.443
5 -	36.660	25.452	1:02.112	70.01	1.062	10:24:44.555
6 -	36.528	24.828	1:01.356 (3)	70.87	0.306	10:25:45.911
7 -	37.038	25.627	1:02.665	69.39	1.615	10:26:48.576
8 -	36.952	25.272	1:02.224	69.88	1.174	10:27:50.800
9 -	36.142	25.143	1:01.285 (2)	70.95	0.235	10:28:52.085
10 -	36.067	24.983	1:01.050 (1)	71.23		10:29:53.135
11 -	36.682	24.713	1:01.395	70.82	0.345	10:30:54.530

P21 102 MZ Caleb WRIGHT			MZ 250 ETZ - Clover Investments			
IDEAL LAP TIME : 1:00.827		BEST LAP TIME : 1:00.955		DIFFERENCE : 0.128		
LAP	SECTOR 1	SECTOR 2	LAP TIME	MPH	DIFF	TIME OF DAY
1 -		25.232	1:29.898	48.37	28.943	10:20:35.286
2 -	36.787	25.467	1:02.254	69.85	1.299	10:21:37.540
3 -	36.542	25.279	1:01.821	70.34	0.866	10:22:39.361
4 -	36.733	25.420	1:02.153	69.96	1.198	10:23:41.514
5 -	36.590	25.098	1:01.688	70.49	0.733	10:24:43.202
6 -	37.008	25.096	1:02.104	70.02	1.149	10:25:45.306
7 -	37.120	25.968	1:03.088	68.92	2.133	10:26:48.394
8 -	37.523	25.423	1:02.946	69.08	1.991	10:27:51.340
9 -	36.135	25.108	1:01.243 (2)	71.00	0.288	10:28:52.583
10 -	36.564	24.932	1:01.496 (3)	70.71	0.541	10:29:54.079
11 -	36.263	24.692	1:00.955 (1)	71.34		10:30:55.034

P22 54 S Ben SCOTT			Kawasaki NINJA 400 - GI Landscapes VampTech			
IDEAL LAP TIME : 1:02.801		BEST LAP TIME : 1:02.946		DIFFERENCE : 0.145		
LAP	SECTOR 1	SECTOR 2	LAP TIME	MPH	DIFF	TIME OF DAY
1 -		26.819	1:12.914	59.64	9.968	10:20:18.302
2 -	38.884	26.275	1:05.159	66.73	2.213	10:21:23.461
3 -	38.310	26.085	1:04.395	67.53	1.449	10:22:27.856
4 -	38.384	27.359	1:05.743	66.14	2.797	10:23:33.599
5 -	38.978	26.672	1:05.650	66.23	2.704	10:24:39.249
6 -	38.478	26.316	1:04.794	67.11	1.848	10:25:44.043
7 -	38.056	25.522	1:03.578	68.39	0.632	10:26:47.621
8 -	38.095	25.733	1:03.828	68.13	0.882	10:27:51.449
9 -	37.565	25.381	1:02.946 (1)	69.08		10:28:54.395
10 -	37.420	25.752	1:03.172 (2)	68.83	0.226	10:29:57.567
11 -	37.645	25.687	1:03.332 (3)	68.66	0.386	10:31:00.899

P23 8 MZ Rich ASKEW			Mz ETZ - L+R construction			
IDEAL LAP TIME : 1:01.280		BEST LAP TIME : 1:01.281		DIFFERENCE : 0.001		
LAP	SECTOR 1	SECTOR 2	LAP TIME	MPH	DIFF	TIME OF DAY
1 -		25.440	1:30.572	48.01	29.291	10:20:35.960
2 -	36.586	25.444	1:02.030 (2)	70.10	0.749	10:21:37.990
3 -	36.780	25.440	1:02.220	69.89	0.939	10:22:40.210
4 -	37.438	25.410	1:02.848	69.19	1.567	10:23:43.058
5 -	36.596	25.515	1:02.111 (3)	70.01	0.830	10:24:45.169
6 -	36.587	24.694	1:01.281 (1)	70.96		10:25:46.450
7 -	37.004	26.043	1:03.047	68.97	1.766	10:26:49.497
8 -	37.597	25.778	1:03.375	68.61	2.094	10:27:52.872
9 -	37.312	25.429	1:02.741	69.31	1.460	10:28:55.613
10 -	36.725	25.945	1:02.670	69.38	1.389	10:29:58.283
11 -	37.401	25.714	1:03.115	68.89	1.834	10:31:01.398

BMCRC-MRO Championships 2025 - Rnd 1 @ Brands Hatch Indy

ACU Team Green Junior Cup & Senior Ninjas & 250MZ

RACE 1 - SECTOR ANALYSIS



SECTOR 1 = FL to I1, SECTOR 2 = I1 to FL, DIFF = Difference To Personal Best Lap, P = Crossed Finish Line in Pit Lane, D = Time Disallowed

P24 14 MZ Andy MARKS			MZ ETZ - Kingpin Components			
IDEAL LAP TIME : 1:01.321		BEST LAP TIME : 1:01.411		DIFFERENCE : 0.090		
LAP	SECTOR 1	SECTOR 2	LAP TIME	MPH	DIFF	TIME OF DAY
1 -		26.522	1:33.010	46.75	31.599	10:20:38.398
2 -	37.447	25.585	1:03.032	68.99	1.621	10:21:41.430
3 -	37.098	26.102	1:03.200	68.80	1.789	10:22:44.630
4 -	37.097	26.020	1:03.117	68.89	1.706	10:23:47.747
5 -	36.931	25.323	1:02.254	69.85	0.843	10:24:50.001
6 -	36.973	25.249	1:02.222	69.88	0.811	10:25:52.223
7 -	36.109	25.302	1:01.411 (1)	70.81		10:26:53.634
8 -	36.808	25.255	1:02.063	70.06	0.652	10:27:55.697
9 -	36.354	25.235	1:01.589 (2)	70.60	0.178	10:28:57.286
10 -	37.096	25.212	1:02.308	69.79	0.897	10:29:59.594
11 -	36.374	25.518	1:01.892 (3)	70.26	0.481	10:31:01.486

P25 9 MZ Gary HOWLETT			MZ TS250 - HS Racing			
IDEAL LAP TIME : 1:01.365		BEST LAP TIME : 1:01.613		DIFFERENCE : 0.248		
LAP	SECTOR 1	SECTOR 2	LAP TIME	MPH	DIFF	TIME OF DAY
1 -		25.979	1:32.973	46.77	31.360	10:20:38.361
2 -	36.973	25.704	1:02.677	69.38	1.064	10:21:41.038
3 -	37.267	25.304	1:02.571	69.49	0.958	10:22:43.609
4 -	37.547	25.321	1:02.868	69.17	1.255	10:23:46.477
5 -	37.098	25.091	1:02.189 (3)	69.92	0.576	10:24:48.666
6 -	37.228	25.267	1:02.495	69.58	0.882	10:25:51.161
7 -	36.567	25.046	1:01.613 (1)	70.57		10:26:52.774
8 -	38.607	24.861	1:03.468	68.51	1.855	10:27:56.242
9 -	37.251	25.129	1:02.380	69.71	0.767	10:28:58.622
10 -	36.650	26.077	1:02.727	69.32	1.114	10:30:01.349
11 -	37.143	24.798	1:01.941 (2)	70.20	0.328	10:31:03.290

P26 82 S Joe DENNEY			Kawasaki NINJA 300 -			
IDEAL LAP TIME : 1:03.595		BEST LAP TIME : 1:03.778		DIFFERENCE : 0.183		
LAP	SECTOR 1	SECTOR 2	LAP TIME	MPH	DIFF	TIME OF DAY
1 -		26.622	1:14.537	58.34	10.759	10:20:19.925
2 -	38.621	25.716	1:04.337	67.59	0.559	10:21:24.262
3 -	38.776	25.681	1:04.457	67.46	0.679	10:22:28.719
4 -	38.640	26.765	1:05.405	66.48	1.627	10:23:34.124
5 -	38.915	26.293	1:05.208	66.68	1.430	10:24:39.332
6 -	38.600	26.236	1:04.836	67.07	1.058	10:25:44.168
7 -	39.162	25.849	1:05.011	66.89	1.233	10:26:49.179
8 -	38.307	25.471	1:03.778 (1)	68.18		10:27:52.957
9 -	38.124	25.704	1:03.828 (3)	68.13	0.050	10:28:56.785
10 -	38.139	25.688	1:03.827 (2)	68.13	0.049	10:30:00.612
11 -	38.751	25.645	1:04.396	67.52	0.618	10:31:05.008

P27 11 MZ Carl CRIPPS			MZ ETZ250 - MIS UK LTD			
IDEAL LAP TIME : 1:00.786		BEST LAP TIME : 1:00.924		DIFFERENCE : 0.138		
LAP	SECTOR 1	SECTOR 2	LAP TIME	MPH	DIFF	TIME OF DAY
1 -		25.351	1:31.788	47.37	30.864	10:20:37.176
2 -	37.641	24.585	1:02.226 (3)	69.88	1.302	10:21:39.402
3 -	36.201	24.723	1:00.924 (1)	71.37		10:22:40.326
4 -	37.431	26.348	1:03.779	68.18	2.855	10:23:44.105
5 -	37.568	25.721	1:03.289	68.71	2.365	10:24:47.394
6 -	37.873	25.384	1:03.257	68.74	2.333	10:25:50.651
7 -	37.558	25.103	1:02.661	69.39	1.737	10:26:53.312
8 -	38.436	25.257	1:03.693	68.27	2.769	10:27:57.005
9 -	37.209	25.028	1:02.237	69.87	1.313	10:28:59.242
10 -	36.630	25.561	1:02.191 (2)	69.92	1.267	10:30:01.433
11 -	38.456	25.563	1:04.019	67.92	3.095	10:31:05.452

BMCRC-MRO Championships 2025 - Rnd 1 @ Brands Hatch Indy

ACU Team Green Junior Cup & Senior Ninjas & 250MZ

RACE 1 - SECTOR ANALYSIS



SECTOR 1 = FL to I1, SECTOR 2 = I1 to FL, DIFF = Difference To Personal Best Lap, P = Crossed Finish Line in Pit Lane, D = Time Disallowed

P28 166 MZ Graeme LEWIS			MZ 250 - Morris Racing Lubricants #MRL			
IDEAL LAP TIME : 1:02.936		BEST LAP TIME : 1:03.103		DIFFERENCE : 0.167		
LAP	SECTOR 1	SECTOR 2	LAP TIME	MPH	DIFF	TIME OF DAY
1 -		25.949	1:31.684	47.43	28.581	10:20:37.072
2 -	37.896	25.601	1:03.497	68.48	0.394	10:21:40.569
3 -	37.791	25.312	1:03.103 (1)	68.91		10:22:43.672
4 -	37.802	25.634	1:03.436	68.55	0.333	10:23:47.108
5 -	37.962	25.361	1:03.323 (3)	68.67	0.220	10:24:50.431
6 -	37.888	25.555	1:03.443	68.54	0.340	10:25:53.874
7 -	37.624	25.717	1:03.341	68.65	0.238	10:26:57.215
8 -	38.426	25.419	1:03.845	68.11	0.742	10:28:01.060
9 -	37.952	25.479	1:03.431	68.55	0.328	10:29:04.491
10 -	37.857	25.649	1:03.506	68.47	0.403	10:30:07.997
11 -	37.629	25.516	1:03.145 (2)	68.86	0.042	10:31:11.142

P29 5 MZ Garry SAMETT			MZ TS 250 - smallmouse			
IDEAL LAP TIME : 1:04.334		BEST LAP TIME : 1:04.347		DIFFERENCE : 0.013		
LAP	SECTOR 1	SECTOR 2	LAP TIME	MPH	DIFF	TIME OF DAY
1 -		27.435	1:36.633	45.00	32.286	10:20:42.021
2 -	39.626	26.380	1:06.006	65.88	1.659	10:21:48.027
3 -	39.056	26.976	1:06.032	65.85	1.685	10:22:54.059
4 -	39.848	26.502	1:06.350	65.54	2.003	10:24:00.409
5 -	39.289	26.481	1:05.770	66.11	1.423	10:25:06.179
6 -	38.950	26.319	1:05.269	66.62	0.922	10:26:11.448
7 -	39.218	26.226	1:05.444	66.44	1.097	10:27:16.892
8 -	38.561	26.221	1:04.782	67.12	0.435	10:28:21.674
9 -	38.553	25.962	1:04.515 (2)	67.40	0.168	10:29:26.189
10 -	38.423	26.303	1:04.726 (3)	67.18	0.379	10:30:30.915
11 -	38.372	25.975	1:04.347 (1)	67.58		10:31:35.262

P30 52 MZ Tony PARKER			MZ 250 - Cancer research uk			
IDEAL LAP TIME : 1:03.890		BEST LAP TIME : 1:03.995		DIFFERENCE : 0.105		
LAP	SECTOR 1	SECTOR 2	LAP TIME	MPH	DIFF	TIME OF DAY
1 -		26.817	1:35.668	45.45	31.673	10:20:41.056
2 -	39.103	26.684	1:05.787	66.10	1.792	10:21:46.843
3 -	39.415	26.949	1:06.364	65.52	2.369	10:22:53.207
4 -	40.674	26.869	1:07.543	64.38	3.548	10:24:00.750
5 -	39.728	26.376	1:06.104	65.78	2.109	10:25:06.854
6 -	39.172	26.536	1:05.708	66.18	1.713	10:26:12.562
7 -	38.792	26.064	1:04.856 (3)	67.05	0.861	10:27:17.418
8 -	38.615	26.272	1:04.887	67.01	0.892	10:28:22.305
9 -	39.140	26.096	1:05.236	66.65	1.241	10:29:27.541
10 -	38.075	26.125	1:04.200 (2)	67.73	0.205	10:30:31.741
11 -	38.180	25.815	1:03.995 (1)	67.95		10:31:35.736

P31 26 J Brooke CHAMPION			Kawasaki 300 NINJA - Dad			
IDEAL LAP TIME : 1:05.177		BEST LAP TIME : 1:05.177		DIFFERENCE : 0.000		
LAP	SECTOR 1	SECTOR 2	LAP TIME	MPH	DIFF	TIME OF DAY
1 -		26.733	1:13.201	59.40	8.024	10:20:18.589
2 -	39.237	25.940	1:05.177 (1)	66.71		10:21:23.766
3 -	39.697	26.023	1:05.720 (2)	66.16	0.543	10:22:29.486
4 -	39.713	28.883	1:08.596	63.39	3.419	10:23:38.082
5 -	40.513	29.140	1:09.653	62.43	4.476	10:24:47.735
6 -	42.877	28.106	1:10.983	61.26	5.806	10:25:58.718
7 -	40.886	27.348	1:08.234	63.73	3.057	10:27:06.952
8 -	40.185	26.984	1:07.169 (3)	64.74	1.992	10:28:14.121
9 -	41.093	27.086	1:08.179	63.78	3.002	10:29:22.300
10 -	40.777	27.923	1:08.700	63.29	3.523	10:30:31.000
11 -	46.801	27.725	1:14.526	58.35	9.349	10:31:45.526

BMCRC-MRO Championships 2025 - Rnd 1 @ Brands Hatch Indy

ACU Team Green Junior Cup & Senior Ninjas & 250MZ

RACE 1 - SECTOR ANALYSIS



SECTOR 1 = FL to I1, SECTOR 2 = I1 to FL, DIFF = Difference To Personal Best Lap, P = Crossed Finish Line in Pit Lane, D = Time Disallowed

P32 22 MZ Simon FINCH			MZ ETZ250 -			
IDEAL LAP TIME : 1:01.407		BEST LAP TIME : 1:01.666		DIFFERENCE : 0.259		
LAP	SECTOR 1	SECTOR 2	LAP TIME	MPH	DIFF	TIME OF DAY
1 -		25.830	1:31.870	47.33	30.204	10:20:37.258
2 -	36.888	24.924	1:01.812 (2)	70.35	0.146	10:21:39.070
3 -	36.483	25.183	1:01.666 (1)	70.51		10:22:40.736
4 -	37.519	26.091	1:03.610	68.36	1.944	10:23:44.346
5 -	37.187	25.627	1:02.814	69.22	1.148	10:24:47.160
6 -	37.389	25.651	1:03.040	68.98	1.374	10:25:50.200
7 -	36.750	25.326	1:02.076 (3)	70.05	0.410	10:26:52.276
8 -	37.755	25.574	1:03.329	68.66	1.663	10:27:55.605
9 -	41.224	26.329	1:07.553	64.37	5.887	10:29:03.158
10 -	39.335	27.367	1:06.702	65.19	5.036	10:30:09.860

P33 96 MZ Chris KENT			MZ TS 250 -			
IDEAL LAP TIME : 59.234		BEST LAP TIME : 59.234		DIFFERENCE : 0.000		
LAP	SECTOR 1	SECTOR 2	LAP TIME	MPH	DIFF	TIME OF DAY
1 -		24.637	1:26.799	50.09	27.565	10:20:32.187
2 -	34.949	24.285	59.234 (1)	73.41		10:21:31.421
3 -	35.114	24.327	59.441 (2)	73.15	0.207	10:22:30.862

P34 95 MZ Christopher ROGERS			Mz ETZ 250 - CB Racing			
IDEAL LAP TIME : 1:02.202		BEST LAP TIME : 1:02.218		DIFFERENCE : 0.016		
LAP	SECTOR 1	SECTOR 2	LAP TIME	MPH	DIFF	TIME OF DAY
1 -		25.869	1:29.814	48.41	27.596	10:20:35.202
2 -	37.018	25.200	1:02.218 (1)	69.89		10:21:37.420
3 -	37.002	25.544	1:02.546 (2)	69.52	0.328	10:22:39.966

P35 25 J Chloe GLEESON			Kawasaki NINJA - Danny Webb's GP Camp			
IDEAL LAP TIME : 58.780		BEST LAP TIME : 58.780		DIFFERENCE : 0.000		
LAP	SECTOR 1	SECTOR 2	LAP TIME	MPH	DIFF	TIME OF DAY
1 -		24.026	1:05.375	66.51	6.595	10:20:10.763
2 -	34.956	23.824	58.780 (1)	73.98		10:21:09.543

P36 73 S Jemma GRAYSON			Kawasaki NINJA 300 -			
IDEAL LAP TIME : 1:05.459		BEST LAP TIME : 1:05.459		DIFFERENCE : 0.000		
LAP	SECTOR 1	SECTOR 2	LAP TIME	MPH	DIFF	TIME OF DAY
1 -		27.436	1:15.691	57.45	10.232	10:20:21.079
2 -	38.767	26.692	1:05.459 (1)	66.43		10:21:26.538

P37 85 MZ Andrew WALES			MZ ETZ 250 - Show Control International			
IDEAL LAP TIME : 59.312		BEST LAP TIME : 59.312		DIFFERENCE : 0.000		
LAP	SECTOR 1	SECTOR 2	LAP TIME	MPH	DIFF	TIME OF DAY
1 -		24.251	1:27.151	49.89	27.839	10:20:32.539
2 -	35.105	24.207	59.312 (1)	73.31		10:21:31.851

BMCRC-MRO Championships 2025 - Rnd 1 @ Brands Hatch Indy

ACU Team Green Junior Cup & Senior Ninjas & 250MZ

RACE 1 - BEST SECTORS

POS	SECTOR 1		SECTOR 2		IDEAL / BEST COMPARISON						
	NO	TIME	NO	TIME	POS	NO	NAME	IDEAL	BEST	DIFF	
								PERFECT LAP	55.865		
1	125	33.042	7	22.823	1	125	WINGATE	55.907	55.907	0.000	
2	217	33.050	125	22.865	2	217	COOPER	55.949	55.949	0.000	
3	257	33.191	257	22.897	3	7	ROOKER	56.016	56.016	0.000	
4	7	33.193	217	22.899	4	257	McCARTNEY	56.088	56.137	0.049	
5	17	33.365	112	23.065	5	17	BUSA	56.510	56.864	0.354	
6	185	33.710	17	23.145	6	112	BRAY	56.827	57.169	0.342	
7	112	33.762	46	23.364	7	185	CARTER	57.329	57.421	0.092	
8	27	34.091	27	23.367	8	27	GARROD	57.458	57.458	0.000	
9	46	34.306	124	23.500	9	46	CARTER	57.670	57.899	0.229	
10	69	34.504	185	23.619	10	69	MANN	58.282	58.451	0.169	
11	461	34.722	69	23.778	11	81	WILSON	58.560	58.690	0.130	
12	81	34.769	81	23.791	12	461	MARSHALL	58.595	58.625	0.030	
13	58	34.787	25	23.824	13	124	BAKER	58.643	58.643	0.000	
14	75	34.938	461	23.873	14	25	GLEESON	58.780	58.780	0.000	
15	96	34.949	33	23.883	15	58	RHODES	58.881	58.881	0.000	
16	25	34.956	40	23.884	16	75	WOODALL	58.960	59.029	0.069	
17	37	35.008	75	24.022	17	37	LAMACRAFT	59.176	59.257	0.081	
18	85	35.105	58	24.094	18	96	KENT	59.234	59.234	0.000	
19	124	35.143	37	24.168	19	85	WALES	59.312	59.312	0.000	
20	13	35.490	85	24.207	20	33	KLINGE	59.449	59.653	0.204	
21	33	35.566	96	24.285	21	40	ORMROD	59.564	59.584	0.020	
22	40	35.680	13	24.287	22	13	RYAN	59.777	59.777	0.000	
23	32	36.067	11	24.585	23	32	ASHMEAD	1:00.780	1:01.050	0.270	
24	14	36.109	102	24.692	24	11	CRIPPS	1:00.786	1:00.924	0.138	
25	102	36.135	8	24.694	25	102	WRIGHT	1:00.827	1:00.955	0.128	
26	11	36.201	32	24.713	26	8	ASKEW	1:01.280	1:01.281	0.001	
27	22	36.483	9	24.798	27	14	MARKS	1:01.321	1:01.411	0.090	
28	9	36.567	22	24.924	28	9	HOWLETT	1:01.365	1:01.613	0.248	
29	8	36.586	95	25.200	29	22	FINCH	1:01.407	1:01.666	0.259	
30	95	37.002	14	25.212	30	95	ROGERS	1:02.202	1:02.218	0.016	
31	54	37.420	166	25.312	31	54	SCOTT	1:02.801	1:02.946	0.145	
32	166	37.624	54	25.381	32	166	LEWIS	1:02.936	1:03.103	0.167	
33	52	38.075	82	25.471	33	82	DENNEY	1:03.595	1:03.778	0.183	
34	82	38.124	52	25.815	34	52	PARKER	1:03.890	1:03.995	0.105	
35	5	38.372	26	25.940	35	5	SAMETT	1:04.334	1:04.347	0.013	
36	73	38.767	5	25.962	36	26	CHAMPION	1:05.177	1:05.177	0.000	
37	26	39.237	73	26.692	37	73	GRAYSON	1:05.459	1:05.459	0.000	
38											

BMCRC-MRO Championships 2025 - Rnd 1 @ Brands Hatch Indy

ACU Team Green Junior Cup & Senior Ninjas & 250MZ

RACE 1 - STATISTICS

Competitors Started	38
Planned Start	2025-03-16 @ 10:20:00.000
Actual Start	2025-03-16 @ 10:19:05.387
Finish Time	2025-03-16 @ 10:30:32.899
Track Length	1.2079mi.
Total Laps	380
Total Distance Covered	459.0193mi.

Session Fastest Lap History

NO	CL	NAME	LAP TIME	TIME OF DAY	LAP	VEHICLE
257	J	Henry McCARTNEY	56.990	10:21:04.804	2	Kawasaki NINJA
7	J	Travis ROOKER	56.816	10:21:05.155	2	Kawasaki NINJA 400
257	J	Henry McCARTNEY	56.407	10:22:01.211	3	Kawasaki NINJA
217	J	Hudson COOPER	56.351	10:22:01.263	3	Kawasaki NINJA
7	J	Travis ROOKER	56.262	10:23:54.613	5	Kawasaki NINJA 400
125	J	Isabelle WINGATE	56.099	10:29:43.564	11	Kawasaki NINJA 400
217	J	Hudson COOPER	55.949	10:30:32.913	12	Kawasaki NINJA
125	J	Isabelle WINGATE	55.907	10:30:39.471	12	Kawasaki NINJA 400

Session Leader History

NO	CL	NAME	FROM LAP	LAPS LED	DISTANCE	VEHICLE
257	J	Henry McCARTNEY	1	5	6.03 miles	Kawasaki NINJA
217	J	Hudson COOPER	6	1	1.20 miles	Kawasaki NINJA
257	J	Henry McCARTNEY	7	3	3.62 miles	Kawasaki NINJA
217	J	Hudson COOPER	10	1	1.20 miles	Kawasaki NINJA
257	J	Henry McCARTNEY	11	1	1.20 miles	Kawasaki NINJA
217	J	Hudson COOPER	12	1	1.20 miles	Kawasaki NINJA

Flag History

TYPE	TIME OF DAY
GREEN	10:19:05.387
FINISH	10:30:32.899

Flag Statistics

TYPE	COUNT	TOTAL LAPS	TOTAL TIME
Green	1	12	12:55.405
Red	0	0	0.000
Safety Car	0	0	0.000
FCY	0	0	0.000

BMCRC-MRO Championships 2025 - Rnd 1 @ Brands Hatch Indy

ACU Team Green Junior Cup & Senior Ninjas & 250MZ

RACE 1 - STATISTICS

CLASS : J

16 Starters

Fastest Lap History

NO	NAME	LAP TIME	TIME OF DAY	LAP	VEHICLE
257	Henry McCARTNEY	56.990	10:21:04.804	2	Kawasaki NINJA
7	Travis ROOKER	56.816	10:21:05.155	2	Kawasaki NINJA 400
257	Henry McCARTNEY	56.407	10:22:01.211	3	Kawasaki NINJA
217	Hudson COOPER	56.351	10:22:01.263	3	Kawasaki NINJA
7	Travis ROOKER	56.262	10:23:54.613	5	Kawasaki NINJA 400
125	Isabelle WINGATE	56.099	10:29:43.564	11	Kawasaki NINJA 400
217	Hudson COOPER	55.949	10:30:32.913	12	Kawasaki NINJA
125	Isabelle WINGATE	55.907	10:30:39.471	12	Kawasaki NINJA 400

Leader History

NO	NAME	FROM LAP	LAPS LED	DISTANCE	VEHICLE
257	Henry McCARTNEY	1	5	6.03 miles	Kawasaki NINJA
217	Hudson COOPER	6	1	1.20 miles	Kawasaki NINJA
257	Henry McCARTNEY	7	3	3.62 miles	Kawasaki NINJA
217	Hudson COOPER	10	1	1.20 miles	Kawasaki NINJA
257	Henry McCARTNEY	11	1	1.20 miles	Kawasaki NINJA
217	Hudson COOPER	12	1	1.20 miles	Kawasaki NINJA

BMCRC-MRO Championships 2025 - Rnd 1 @ Brands Hatch Indy

ACU Team Green Junior Cup & Senior Ninjas & 250MZ

RACE 1 - STATISTICS

CLASS : S

5 Starters

Fastest Lap History

NO	NAME	LAP TIME	TIME OF DAY	LAP	VEHICLE
17	Daryn BUSA	57.147	10:21:06.684	2	Kawasaki NINJA 400
17	Daryn BUSA	56.869	10:22:03.578	3	Kawasaki NINJA 400
17	Daryn BUSA	56.864	10:29:44.706	11	Kawasaki NINJA 400

Leader History

NO	NAME	FROM LAP	LAPS LED	DISTANCE	VEHICLE
17	Daryn BUSA	1	12	14.49 miles	Kawasaki NINJA 400

BMCRC-MRO Championships 2025 - Rnd 1 @ Brands Hatch Indy

ACU Team Green Junior Cup & Senior Ninjas & 250MZ

RACE 1 - STATISTICS

CLASS : MZ

17 Starters

Fastest Lap History

NO	NAME	LAP TIME	TIME OF DAY	LAP	VEHICLE
69	Alexander MANN	59.055	10:21:31.358	2	Mz TS 250
69	Alexander MANN	58.752	10:25:30.459	6	Mz TS 250
69	Alexander MANN	58.562	10:28:26.952	9	Mz TS 250
69	Alexander MANN	58.451	10:31:23.269	12	Mz TS 250

Leader History

NO	NAME	FROM LAP	LAPS LED	DISTANCE	VEHICLE
96	Chris KENT	1	1	1.20 miles	MZ TS 250
69	Alexander MANN	2	1	1.20 miles	Mz TS 250
96	Chris KENT	3	1	1.20 miles	MZ TS 250
75	Peter WOODALL	4	1	1.20 miles	MZ ETZ 250
69	Alexander MANN	5	8	9.66 miles	Mz TS 250



BMCRC-MRO Championships 2025 - Rnd 1 @ Brands Hatch Indy

ACU Team Green Junior Cup & Senior Ninjas & 250MZ

RACE 11 - GRID (12 Laps)

ROW 14	1	1:04.347	41	5	Garry SAMETT	40	52	Tony PARKER	1:03.995
ROW 13		1:03.103	39	166	Graeme LEWIS	38	95	Christopher ROGERS	1:02.218
						37	22	Simon FINCH	1:01.666
ROW 12	36	1:01.613		9	Gary HOWLETT	35	14	Andy MARKS	1:01.411
						34	8	Rich ASKEW	1:01.281
ROW 11		1:01.050	33	32	John ASHMEAD	32	102	Caleb WRIGHT	1:00.955
						31	11	Carl CRIPPS	1:00.924
ROW 10	30	59.777		13	Gordon RYAN	29	85	Andrew WALES	59.312
						28	37	Harry LAMACRAFT	59.257
ROW 9		59.234	27	96	Chris KENT	26	75	Peter WOODALL	59.029
						25	69	Alexander MANN	58.451
ROW 8	24					23			
		1:05.459	21	73	Jemma GRAYSON	20	26	Brooke CHAMPION	1:05.177
ROW 7						19	82	Joe DENNEY	1:03.778
ROW 6	18	1:02.946		54	Ben SCOTT	17	33	Patrick KLINGE	59.653
						16	40	Archie ORMROD	59.584
ROW 5		58.881	15	58	Max RHODES	14	25	Chloe GLEESON	58.780
						13	81	Blake WILSON	58.690
ROW 4	12	58.643		124	Harley BAKER	11	6	Kian BUSA	58.625
						10	461	Sid MARSHALL	
ROW 3		57.899	9	46	Isobel CARTER	8	27	Alfie GARROD	57.458
						7	185	Billy CARTER	57.421
ROW 2	6	57.169		112	Ruben BRAY	5	17	Daryn BUSA	56.864
						4	257	Henry McCARTNEY	56.137
ROW 1		56.016	3	7	Travis ROOKER	2	217	Hudson COOPER	55.949
						1	125	Isabelle WINGATE	55.907

Pole



These results are provisional until the conclusion of any judicial and technical matters.

Brands Hatch Indy: 1.2079 miles

Clerk Of Course:	Timekeeper:	<i>Craig Smith</i>	
------------------	-------------	--------------------	--

Results can be found at www.tsl-timing.com

Printed - 10:35 Sunday, 16 March 2025





BMCRC-MRO Championships 2025 - Rnd 1 @ Brands Hatch Indy

ACU Team Green Junior Cup & Senior Ninjas & 250MZ

RACE 11 - CLASSIFICATION

Race Distance: 6 Laps / 7.24 miles

POS	NO	CL	PIC	NAME	ENTRY	LAPS	TIME	GAP	DIFF	MPH	BEST	ON	GRD	↑↓
1	217	J	1	Hudson COOPER	Kawasaki NINJA -	6	5:43.252			76.01	55.692	5	2	1
2	257	J	2	Henry McCARTNEY	Kawasaki NINJA - ERECT SCAFFOLDING/ Dannywebb gp	6	5:43.343	0.091	0.091	75.99	56.018	4	4	2
3	125	J	3	Isabelle WINGATE	Kawasaki NINJA 400 -	6	5:47.682	4.430	4.339	75.04	56.342	6	1	-2
4	7	J	4	Travis ROOKER	Kawasaki NINJA 400 - Swedish car connection	6	5:48.345	5.093	0.663	74.90	56.233	6	3	-1
5	6	J	5	Kian BUSA	Kawasaki NINJA 400 - iActiveRC	6	5:49.189	5.937	0.844	74.72	56.502	4	11	6
6	17	S	1	Daryn BUSA	Kawasaki NINJA 400 - iActiveRC	6	5:49.422	6.170	0.233	74.67	56.602	6	5	-1
7	46	J	6	Isobel CARTER	Kawasaki 400 - R&G	6	5:52.703	9.451	3.281	73.97	56.862	5	9	2
8	27	J	7	Alfie GARROD	Kawasaki NINJA 400 -	6	5:56.173	12.921	3.470	73.25	56.992	5	8	0
9	124	J	8	Harley BAKER	Kawasaki NINJA 400 -	6	5:56.174	12.922	0.001	73.25	57.563	5	12	3
10	81	J	9	Blake WILSON	Kawasaki NINJA 401 - BSL home improvements	6	6:00.413	17.161	4.239	72.39	58.118	3	13	3
11	58	J	10	Max RHODES	Kawasaki EX 400 - Oliver's mount Mototec	6	6:00.652	17.400	0.239	72.34	58.142	3	15	4
12	461	J	11	Sid MARSHALL	Kawasaki NINJA 400 -	6	6:02.643	19.391	1.991	71.94	58.477	4	10	-2
13	33	S	2	Patrick KLINGE	Kawasaki NINJA 400 - Klingklong Racing	6	6:09.362	26.110	6.719	70.63	59.717	3	17	4
14	40	J	12	Archie ORMROD	Kawasaki NINJA 400 - Prestige Flooring	6	6:09.626	26.374	0.264	70.58	59.751	6	16	2
15	69	MZ	1	Alexander MANN	Mz TS 250 - HS Racing	6	6:21.645	38.393	12.019	68.36	58.489	3	22	7
16	54	S	3	Ben SCOTT	Kawasaki NINJA 400 - GI Landscapes VampTech	6	6:23.989	40.737	2.344	67.94	1:02.611	5	18	2
17	96	MZ	2	Chris KENT	MZ TS 250 -	6	6:24.118	40.866	0.129	67.92	58.780	3	24	7
18	85	MZ	3	Andrew WALES	MZ ETZ 250 - Show Control International	6	6:24.177	40.925	0.059	67.91	57.999	5	26	8
19	37	MZ	4	Harry LAMACRAFT	MZ ETZ 250 - All Flower No Power	6	6:25.070	41.818	0.893	67.75	58.901	6	25	6
20	75	MZ	5	Peter WOODALL	MZ ETZ 250 - RevdCoin	6	6:25.349	42.097	0.279	67.70	59.094	5	23	3
21	95	MZ	6	Christopher ROGERS	Mz ETZ 250 - CB Racing	6	6:26.228	42.976	0.879	67.55	58.989	5	35	14
22	26	J	13	Brooke CHAMPION	Kawasaki 300 NINJA - Dad	6	6:29.075	45.823	2.847	67.06	1:02.806	4	20	-2
23	82	S	4	Joe DENNEY	Kawasaki NINJA 300 -	5	5:32.132	1 Lap	1 Lap	65.46	1:04.011	5	19	-4
24	32	MZ	7	John ASHMEAD	Mz 250 -	5	5:36.303	1 Lap	4.171	64.65	1:00.981	2	30	6
25	102	MZ	8	Caleb WRIGHT	MZ 250 ETZ - Clover Investments	5	5:36.731	1 Lap	0.428	64.57	1:01.485	5	29	4
26	8	MZ	9	Rich ASKEW	Mz ETZ - L+R construction	5	5:41.110	1 Lap	4.379	63.74	1:02.058	5	31	5
27	22	MZ	10	Simon FINCH	MZ ETZ250 -	5	5:45.610	1 Lap	4.500	62.91	1:02.333	5	34	7
28	166	MZ	11	Graeme LEWIS	MZ 250 - Morris Racing Lubricants #MRL	5	5:45.717	1 Lap	0.107	62.89	1:02.616	5	36	8
29	9	MZ	12	Gary HOWLETT	MZ TS250 - HS Racing	5	5:47.085	1 Lap	1.368	62.64	1:02.789	4	33	4
30	14	MZ	13	Andy MARKS	MZ ETZ - Kingpin Components	5	5:47.219	1 Lap	0.134	62.62	1:03.210	4	32	2
31	52	MZ	14	Tony PARKER	MZ 250 - Cancer research uk	5	5:57.264	1 Lap	10.045	60.85	1:04.528	5	37	6
32	5	MZ	15	Garry SAMETT	MZ TS 250 - smallmouse	5	5:58.662	1 Lap	1.398	60.62	1:05.188	5	38	6

NOT CLASSIFIED

DNF	25	J		Chloe GLEESON	Kawasaki NINJA - Danny Webb's GP Camp	6	6:01.044	17.792	0.000	72.26	57.410	6	14	
DNF	185	J		Billy CARTER	Kawasaki NINJA 400 - A&M pure engineering	5	4:51.490	1 Lap	1 Lap	74.59	56.619	4	7	
DNF	112*	J		Ruben BRAY	Kawasaki 300/400 -	1	1:08.058	5 Laps	4 Laps	63.89			6	
DNF	11	MZ		Carl CRIPPS	MZ ETZ250 - MIS UK LTD	0							28	

FASTEST LAP

217	J			Hudson COOPER	Kawasaki NINJA -	5	55.692			78.08 mph			125.66 kph	
17	S			Daryn BUSA	Kawasaki NINJA 400 - iActiveRC	6	56.602			76.82 mph			123.64 kph	
85	MZ			Andrew WALES	MZ ETZ 250 - Show Control International	5	57.999			74.97 mph			120.66 kph	

* No. 112 - 10 second penalty - jump start
 Class J - 92.5% of Race Speed = 70.30 mph
 Class S - 92.5% of Race Speed = 69.06 mph
 Class MZ - 92.5% of Race Speed = 63.23 mph

Red Flag (end of session): 14:12

Weather / Track : Cloudy / Dry

These results are provisional until the conclusion of any judicial and technical matters.

Date: 16/03/2025 Start: 14:06 Finish: 14:11

Brands Hatch Indy: 1.2079 miles

Clerk Of Course:

Timekeeper:

Craig Smith



BMCRC-MRO Championships 2025 - Rnd 1 @ Brands Hatch Indy

ACU Team Green Junior Cup & Senior Ninjas & 250MZ

RACE 11 - LAP CHART

LAP 1 @ 14:07:09.408		
NO	BEHIND	LAP TIME

217		1:01.349
257	0.085	1:01.434
17	1.945	1:03.294
125	2.034	1:03.383
7	2.085	1:03.434
185	2.148	1:03.497
6	3.304	1:04.653
124	4.731	1:06.080
58	5.818	1:07.167
46	5.877	1:07.226
81	5.891	1:07.240
27	5.967	1:07.316
40	6.294	1:07.643
461	6.652	1:08.001
112	6.709	1:08.058
25	6.747	1:08.096
33	7.672	1:09.021
54	8.711	1:10.060
26	9.428	1:10.777
82	11.992	1:13.341
69	26.297	1:27.646
96	26.624	1:27.973
75	27.054	1:28.403
85	27.137	1:28.486
37	27.419	1:28.768
95	27.767	1:29.116
102	28.969	1:30.318
32	29.593	1:30.942
8	30.294	1:31.643
9	31.939	1:33.288
22	32.030	1:33.379
14	32.346	1:33.695
166	32.428	1:33.777
52	34.285	1:35.634
5	34.998	1:36.347

LAP 2 @ 14:08:05.619		
NO	BEHIND	LAP TIME

217		56.211
257	0.082	56.208
7	3.466	57.592
125	3.547	57.724
185	3.749	57.812
17	4.157	58.423
6	4.833	57.740
46	6.975	57.309
124	7.128	58.608
27	8.183	58.427
81	8.456	58.776
58	8.643	59.036
461	10.209	59.768
40	10.384	1:00.301
25	10.526	59.990
33	11.927	1:00.466
54	15.153	1:02.653
26	17.002	1:03.785
82	21.323	1:05.542
69	29.144	59.058
96	29.647	59.234
37	30.290	59.082
75	30.384	59.541
85	30.508	59.582
95	30.643	59.087

102	34.280	1:01.522
32	34.363	1:00.981
8	36.458	1:02.375
9	38.962	1:03.234
166	39.114	1:02.897
22	39.469	1:03.650
14	39.634	1:03.499
52	44.072	1:05.998
5	44.984	1:06.197

LAP 3 @ 14:09:01.759		
NO	BEHIND	LAP TIME

257		56.058
217	0.083	56.223
125	4.269	56.862
7	4.408	57.082
185	4.491	56.882
17	4.834	56.817
6	5.685	56.992
46	7.983	57.148
124	8.802	57.814
27	9.520	57.477
81	10.434	58.118
58	10.645	58.142
461	13.016	58.947
25	14.366	59.980
40	14.612	1:00.368
33	15.504	59.717
54	21.703	1:02.690
26	24.079	1:03.217
82	29.599	1:04.416
69	31.493	58.489
96	32.287	58.780
85	33.293	58.925
37	33.393	59.243
75	33.492	59.248
95	33.874	59.371
32	39.426	1:01.203
102	39.916	1:01.776
8	42.522	1:02.204
166	45.838	1:02.864
22	45.968	1:02.639
14	46.817	1:03.323
9	47.156	1:04.334
52	53.217	1:05.285
5	54.157	1:05.313

LAP 4 @ 14:09:57.777		
NO	BEHIND	LAP TIME

257		56.018
217	0.861	56.796
125	4.934	56.683
185	5.092	56.619
7	5.140	56.750
17	5.794	56.978
6	6.169	56.502
46	9.109	57.144
124	10.778	57.994
27	10.827	57.325
81	12.733	58.317
58	12.974	58.347
461	15.475	58.477
25	16.174	57.826
40	19.752	1:01.158
33	19.849	1:00.363

54	28.602	1:02.917
26	30.867	1:02.806
69	34.167	58.692
96	35.835	59.566
85	37.236	59.961
37	37.350	59.975
75	37.398	59.924
95	37.630	59.774
82	38.403	1:04.822
32	44.986	1:01.578
102	45.528	1:01.630
8	49.334	1:02.830
166	53.383	1:03.563
22	53.559	1:03.609
9	53.927	1:02.789
14	54.009	1:03.210

LAP 5 @ 14:10:54.248		
NO	BEHIND	LAP TIME

257		56.471
217	0.082	55.692
125	5.151	56.688
185	5.301	56.680
7	5.923	57.254
6	6.371	56.673
52	1 Lap	1:05.819
17	6.631	57.308
5	1 Lap	1:05.617
46	9.500	56.862
27	11.348	56.992
124	11.870	57.563
58	15.023	58.520
81	15.131	58.869
25	17.445	57.742
461	17.552	58.548
33	23.124	59.746
40	23.686	1:00.405
54	34.742	1:02.611
69	36.464	58.768
26	37.447	1:03.051
96	38.677	59.313
85	38.764	57.999
37	39.980	59.101
75	40.021	59.094
95	40.148	58.989
82	45.943	1:04.011
32	50.114	1:01.599
102	50.542	1:01.485
8	54.921	1:02.058

LAP 6 @ 14:11:51.311		
NO	BEHIND	LAP TIME

217		56.981
257	0.091	57.154
22	1 Lap	1:02.333
166	1 Lap	1:02.616
9	1 Lap	1:03.440
14	1 Lap	1:03.492
125	4.430	56.342
7	5.093	56.233
6	5.937	56.629
17	6.170	56.602
46	9.451	57.014
27	12.921	58.636
124	12.922	58.115

52	1 Lap	1:04.528
5	1 Lap	1:05.188
81	17.161	59.093
58	17.400	59.440
25	17.792	57.410
461	19.391	58.902
33	26.110	1:00.049
40	26.374	59.751
69	38.393	58.992
54	40.737	1:03.058
96	40.866	59.252
85	40.925	59.224
37	41.818	58.901
75	42.097	59.139
95	42.976	59.891
26	45.823	1:05.439

BMCRC-MRO Championships 2025 - Rnd 1 @ Brands Hatch Indy

ACU Team Green Junior Cup & Senior Ninjas & 250MZ

RACE 11 - POSITION CHART

No	Name	Lap Pos	Lap					
			1	2	3	4	5	6
125	WINGATE	1	217	217	257	257	257	217
217	COOPER	2	257	257	217	217	217	257
7	ROOKER	3	17	7	125	125	125	125
257	McCARTNEY	4	125	125	7	185	185	7
17	BUSA	5	7	185	185	7	7	6
112	BRAY	6	185	17	17	17	6	17
185	CARTER	7	6	6	6	6	17	46
27	GARROD	8	124	46	46	46	46	27
46	CARTER	9	58	124	124	124	27	124
461	MARSHALL	10	46	27	27	27	124	81
6	BUSA	11	81	81	81	81	58	58
124	BAKER	12	27	58	58	58	81	25
81	WILSON	13	40	461	461	461	25	461
25	GLEESON	14	461	40	25	25	461	33
58	RHODES	15	112	25	40	40	33	40
40	ORMROD	16	25	33	33	33	40	69
33	KLINGE	17	33	54	54	54	54	54
54	SCOTT	18	54	26	26	26	69	96
82	DENNEY	19	26	82	82	69	26	85
26	CHAMPION	20	82	69	69	96	96	37
69	MANN	21	69	96	96	85	85	75
75	WOODALL	22	96	37	85	37	37	95
96	KENT	23	75	75	37	75	75	26
37	LAMACRAFT	24	85	85	75	95	95	
85	WALES	25	37	95	95	82	82	
11	CRIPPS	26	95	102	32	32	32	
102	WRIGHT	27	102	32	102	102	102	
32	ASHMEAD	28	32	8	8	8	8	
8	ASKEW	29	8	9	166	166	22	
14	MARKS	30	9	166	22	22	166	
9	HOWLETT	31	22	22	14	9	9	
22	FINCH	32	14	14	9	14	14	
95	ROGERS	33	166	52	52	52	52	
166	LEWIS	34	52	5	5	5	5	
52	PARKER	35	5					
5	SAMETT	36						

BMCRC-MRO Championships 2025 - Rnd 1 @ Brands Hatch Indy

ACU Team Green Junior Cup & Senior Ninjas & 250MZ

RACE 11 - SECTOR ANALYSIS



SECTOR 1 = FL to I1, SECTOR 2 = I1 to FL, DIFF = Difference To Personal Best Lap, P = Crossed Finish Line in Pit Lane, D = Time Disallowed

P1 217 J Hudson COOPER		Kawasaki NINJA -				
IDEAL LAP TIME : 55.692		BEST LAP TIME : 55.692		DIFFERENCE : 0.000		
LAP	SECTOR 1	SECTOR 2	LAP TIME	MPH	DIFF	TIME OF DAY
1 -		23.009	1:01.349	70.88	5.657	14:07:09.408
2 -	33.273	22.938	56.211 (2)	77.36	0.519	14:08:05.619
3 -	33.433	22.790	56.223 (3)	77.34	0.531	14:09:01.842
4 -	33.210	23.586	56.796	76.56	1.104	14:09:58.638
5 -	32.943	22.749	55.692 (1)	78.08		14:10:54.330
6 -	34.039	22.942	56.981	76.31	1.289	14:11:51.311

P2 257 J Henry McCARTNEY		Kawasaki NINJA - ERECT SCAFFOLDING/ Dannywebb gp cam				
IDEAL LAP TIME : 55.886		BEST LAP TIME : 56.018		DIFFERENCE : 0.132		
LAP	SECTOR 1	SECTOR 2	LAP TIME	MPH	DIFF	TIME OF DAY
1 -		22.891	1:01.434	70.78	5.416	14:07:09.493
2 -	33.530	22.678	56.208 (3)	77.36	0.190	14:08:05.701
3 -	33.262	22.796	56.058 (2)	77.57	0.040	14:09:01.759
4 -	33.208	22.810	56.018 (1)	77.62		14:09:57.777
5 -	33.664	22.807	56.471	77.00	0.453	14:10:54.248
6 -	34.196	22.958	57.154	76.08	1.136	14:11:51.402

P3 125 J Isabelle WINGATE		Kawasaki NINJA 400 -				
IDEAL LAP TIME : 56.342		BEST LAP TIME : 56.342		DIFFERENCE : 0.000		
LAP	SECTOR 1	SECTOR 2	LAP TIME	MPH	DIFF	TIME OF DAY
1 -		23.487	1:03.383	68.60	7.041	14:07:11.442
2 -	34.406	23.318	57.724	75.33	1.382	14:08:09.166
3 -	33.944	22.918	56.862	76.47	0.520	14:09:06.028
4 -	33.617	23.066	56.683 (2)	76.71	0.341	14:10:02.711
5 -	33.529	23.159	56.688 (3)	76.71	0.346	14:10:59.399
6 -	33.491	22.851	56.342 (1)	77.18		14:11:55.741

P4 7 J Travis ROOKER		Kawasaki NINJA 400 - Swedish car connection				
IDEAL LAP TIME : 56.187		BEST LAP TIME : 56.233		DIFFERENCE : 0.046		
LAP	SECTOR 1	SECTOR 2	LAP TIME	MPH	DIFF	TIME OF DAY
1 -		23.206	1:03.434	68.55	7.201	14:07:11.493
2 -	34.179	23.413	57.592	75.50	1.359	14:08:09.085
3 -	33.698	23.384	57.082 (3)	76.18	0.849	14:09:06.167
4 -	33.729	23.021	56.750 (2)	76.62	0.517	14:10:02.917
5 -	33.552	23.702	57.254	75.95	1.021	14:11:00.171
6 -	33.166	23.067	56.233 (1)	77.33		14:11:56.404

P5 6 J Kian BUSA		Kawasaki NINJA 400 - iActiveRC				
IDEAL LAP TIME : 56.202		BEST LAP TIME : 56.502		DIFFERENCE : 0.300		
LAP	SECTOR 1	SECTOR 2	LAP TIME	MPH	DIFF	TIME OF DAY
1 -		23.575	1:04.653	67.26	8.151	14:07:12.712
2 -	34.265	23.475	57.740	75.31	1.238	14:08:10.452
3 -	33.873	23.119	56.992	76.30	0.490	14:09:07.444
4 -	33.446	23.056	56.502 (1)	76.96		14:10:03.946
5 -	33.146	23.527	56.673 (3)	76.73	0.171	14:11:00.619
6 -	33.240	23.389	56.629 (2)	76.79	0.127	14:11:57.248

P6 17 S Daryn BUSA		Kawasaki NINJA 400 - iActiveRC				
IDEAL LAP TIME : 56.319		BEST LAP TIME : 56.602		DIFFERENCE : 0.283		
LAP	SECTOR 1	SECTOR 2	LAP TIME	MPH	DIFF	TIME OF DAY
1 -		23.267	1:03.294	68.70	6.692	14:07:11.353
2 -	34.821	23.602	58.423	74.43	1.821	14:08:09.776
3 -	33.666	23.151	56.817 (2)	76.53	0.215	14:09:06.593
4 -	33.446	23.532	56.978 (3)	76.32	0.376	14:10:03.571
5 -	33.745	23.563	57.308	75.88	0.706	14:11:00.879
6 -	33.168	23.434	56.602 (1)	76.82		14:11:57.481

BMCRC-MRO Championships 2025 - Rnd 1 @ Brands Hatch Indy

ACU Team Green Junior Cup & Senior Ninjas & 250MZ

RACE 11 - SECTOR ANALYSIS



SECTOR 1 = FL to I1, SECTOR 2 = I1 to FL, DIFF = Difference To Personal Best Lap, P = Crossed Finish Line in Pit Lane, D = Time Disallowed

P7 46 J		Isobel CARTER		Kawasaki 400 - R&G			
IDEAL LAP TIME : 56.803		BEST LAP TIME : 56.862		DIFFERENCE : 0.059			
LAP	SECTOR 1	SECTOR 2	LAP TIME	MPH	DIFF	TIME OF DAY	
1 -		24.556	1:07.226	64.68	10.364	14:07:15.285	
2 -	33.985	23.324	57.309	75.87	0.447	14:08:12.594	
3 -	34.004	23.144	57.148	76.09	0.286	14:09:09.742	
4 -	33.956	23.188	57.144 (3)	76.09	0.282	14:10:06.886	
5 -	33.710	23.152	56.862 (1)	76.47		14:11:03.748	
6 -	33.921	23.093	57.014 (2)	76.27	0.152	14:12:00.762	

P8 27 J		Alfie GARROD		Kawasaki NINJA 400 -			
IDEAL LAP TIME : 56.992		BEST LAP TIME : 56.992		DIFFERENCE : 0.000			
LAP	SECTOR 1	SECTOR 2	LAP TIME	MPH	DIFF	TIME OF DAY	
1 -		24.210	1:07.316	64.59	10.324	14:07:15.375	
2 -	34.809	23.618	58.427	74.42	1.435	14:08:13.802	
3 -	34.193	23.284	57.477 (3)	75.65	0.485	14:09:11.279	
4 -	34.080	23.245	57.325 (2)	75.85	0.333	14:10:08.604	
5 -	33.769	23.223	56.992 (1)	76.30		14:11:05.596	
6 -	34.782	23.854	58.636	74.16	1.644	14:12:04.232	

P9 124 J		Harley BAKER		Kawasaki NINJA 400 -			
IDEAL LAP TIME : 57.563		BEST LAP TIME : 57.563		DIFFERENCE : 0.000			
LAP	SECTOR 1	SECTOR 2	LAP TIME	MPH	DIFF	TIME OF DAY	
1 -		23.899	1:06.080	65.80	8.517	14:07:14.139	
2 -	34.691	23.917	58.608	74.19	1.045	14:08:12.747	
3 -	34.373	23.441	57.814 (2)	75.21	0.251	14:09:10.561	
4 -	34.523	23.471	57.994 (3)	74.98	0.431	14:10:08.555	
5 -	34.302	23.261	57.563 (1)	75.54		14:11:06.118	
6 -	34.385	23.730	58.115	74.82	0.552	14:12:04.233	

P10 81 J		Blake WILSON		Kawasaki NINJA 401 - BSL home improvements			
IDEAL LAP TIME : 58.118		BEST LAP TIME : 58.118		DIFFERENCE : 0.000			
LAP	SECTOR 1	SECTOR 2	LAP TIME	MPH	DIFF	TIME OF DAY	
1 -		24.335	1:07.240	64.67	9.122	14:07:15.299	
2 -	35.009	23.767	58.776 (3)	73.98	0.658	14:08:14.075	
3 -	34.477	23.641	58.118 (1)	74.82		14:09:12.193	
4 -	34.608	23.709	58.317 (2)	74.56	0.199	14:10:10.510	
5 -	34.974	23.895	58.869	73.86	0.751	14:11:09.379	
6 -	35.134	23.959	59.093	73.58	0.975	14:12:08.472	

P11 58 J		Max RHODES		Kawasaki EX 400 - Oliver's mount Mototec			
IDEAL LAP TIME : 58.012		BEST LAP TIME : 58.142		DIFFERENCE : 0.130			
LAP	SECTOR 1	SECTOR 2	LAP TIME	MPH	DIFF	TIME OF DAY	
1 -		24.848	1:07.167	64.74	9.025	14:07:15.226	
2 -	35.119	23.917	59.036	73.66	0.894	14:08:14.262	
3 -	34.544	23.598	58.142 (1)	74.79		14:09:12.404	
4 -	34.414	23.933	58.347 (2)	74.53	0.205	14:10:10.751	
5 -	34.890	23.630	58.520 (3)	74.30	0.378	14:11:09.271	
6 -	35.270	24.170	59.440	73.15	1.298	14:12:08.711	

P12 461 J		Sid MARSHALL		Kawasaki NINJA 400 -			
IDEAL LAP TIME : 58.384		BEST LAP TIME : 58.477		DIFFERENCE : 0.093			
LAP	SECTOR 1	SECTOR 2	LAP TIME	MPH	DIFF	TIME OF DAY	
1 -		24.456	1:08.001	63.94	9.524	14:07:16.060	
2 -	35.502	24.266	59.768	72.75	1.291	14:08:15.828	
3 -	34.889	24.058	58.947	73.77	0.470	14:09:14.775	
4 -	34.461	24.016	58.477 (1)	74.36		14:10:13.252	
5 -	34.625	23.923	58.548 (2)	74.27	0.071	14:11:11.800	
6 -	34.733	24.169	58.902 (3)	73.82	0.425	14:12:10.702	

BMCRC-MRO Championships 2025 - Rnd 1 @ Brands Hatch Indy

ACU Team Green Junior Cup & Senior Ninjas & 250MZ

RACE 11 - SECTOR ANALYSIS



SECTOR 1 = FL to I1, SECTOR 2 = I1 to FL, DIFF = Difference To Personal Best Lap, P = Crossed Finish Line in Pit Lane, D = Time Disallowed

P13 33 S Patrick KLINGE		Kawasaki NINJA 400 - Klingklong Racing				
IDEAL LAP TIME : 59.688		BEST LAP TIME : 59.717		DIFFERENCE : 0.029		
LAP	SECTOR 1	SECTOR 2	LAP TIME	MPH	DIFF	TIME OF DAY
1 -		24.788	1:09.021	63.00	9.304	14:07:17.080
2 -	36.175	24.291	1:00.466	71.91	0.749	14:08:17.546
3 -	35.606	24.111	59.717 (1)	72.82		14:09:17.263
4 -	35.840	24.523	1:00.363	72.04	0.646	14:10:17.626
5 -	35.577	24.169	59.746 (2)	72.78	0.029	14:11:17.372
6 -	35.685	24.364	1:00.049 (3)	72.41	0.332	14:12:17.421

P14 40 J Archie ORMROD		Kawasaki NINJA 400 - Prestige Flooring				
IDEAL LAP TIME : 59.751		BEST LAP TIME : 59.751		DIFFERENCE : 0.000		
LAP	SECTOR 1	SECTOR 2	LAP TIME	MPH	DIFF	TIME OF DAY
1 -		24.241	1:07.643	64.28	7.892	14:07:15.702
2 -	35.896	24.405	1:00.301 (2)	72.11	0.550	14:08:16.003
3 -	36.008	24.360	1:00.368 (3)	72.03	0.617	14:09:16.371
4 -	36.500	24.658	1:01.158	71.10	1.407	14:10:17.529
5 -	36.172	24.233	1:00.405	71.99	0.654	14:11:17.934
6 -	35.526	24.225	59.751 (1)	72.77		14:12:17.685

P15 69 MZ Alexander MANN		Mz TS 250 - HS Racing				
IDEAL LAP TIME : 58.324		BEST LAP TIME : 58.489		DIFFERENCE : 0.165		
LAP	SECTOR 1	SECTOR 2	LAP TIME	MPH	DIFF	TIME OF DAY
1 -		24.081	1:27.646	49.61	29.157	14:07:35.705
2 -	35.120	23.938	59.058	73.63	0.569	14:08:34.763
3 -	34.691	23.798	58.489 (1)	74.34		14:09:33.252
4 -	34.958	23.734	58.692 (2)	74.09	0.203	14:10:31.944
5 -	34.590	24.178	58.768 (3)	73.99	0.279	14:11:30.712
6 -	34.984	24.008	58.992	73.71	0.503	14:12:29.704

P16 54 S Ben SCOTT		Kawasaki NINJA 400 - GI Landscapes VampTech				
IDEAL LAP TIME : 1:02.319		BEST LAP TIME : 1:02.611		DIFFERENCE : 0.292		
LAP	SECTOR 1	SECTOR 2	LAP TIME	MPH	DIFF	TIME OF DAY
1 -		25.070	1:10.060	62.06	7.449	14:07:18.119
2 -	37.281	25.372	1:02.653 (2)	69.40	0.042	14:08:20.772
3 -	37.441	25.249	1:02.690 (3)	69.36	0.079	14:09:23.462
4 -	37.394	25.523	1:02.917	69.11	0.306	14:10:26.379
5 -	37.249	25.362	1:02.611 (1)	69.45		14:11:28.990
6 -	37.499	25.559	1:03.058	68.96	0.447	14:12:32.048

P17 96 MZ Chris KENT		MZ TS 250 -				
IDEAL LAP TIME : 58.778		BEST LAP TIME : 58.780		DIFFERENCE : 0.002		
LAP	SECTOR 1	SECTOR 2	LAP TIME	MPH	DIFF	TIME OF DAY
1 -		24.200	1:27.973	49.43	29.193	14:07:36.032
2 -	35.099	24.135	59.234 (2)	73.41	0.454	14:08:35.266
3 -	34.778	24.002	58.780 (1)	73.98		14:09:34.046
4 -	35.397	24.169	59.566	73.00	0.786	14:10:33.612
5 -	35.313	24.000	59.313	73.31	0.533	14:11:32.925
6 -	35.080	24.172	59.252 (3)	73.39	0.472	14:12:32.177

P18 85 MZ Andrew WALES		MZ ETZ 250 - Show Control International				
IDEAL LAP TIME : 57.999		BEST LAP TIME : 57.999		DIFFERENCE : 0.000		
LAP	SECTOR 1	SECTOR 2	LAP TIME	MPH	DIFF	TIME OF DAY
1 -		24.172	1:28.486	49.14	30.487	14:07:36.545
2 -	35.473	24.109	59.582	72.98	1.583	14:08:36.127
3 -	34.759	24.166	58.925 (2)	73.79	0.926	14:09:35.052
4 -	35.383	24.578	59.961	72.52	1.962	14:10:35.013
5 -	34.449	23.550	57.999 (1)	74.97		14:11:33.012
6 -	35.100	24.124	59.224 (3)	73.42	1.225	14:12:32.236

BMCRC-MRO Championships 2025 - Rnd 1 @ Brands Hatch Indy

ACU Team Green Junior Cup & Senior Ninjas & 250MZ

RACE 11 - SECTOR ANALYSIS



SECTOR 1 = FL to I1, SECTOR 2 = I1 to FL, DIFF = Difference To Personal Best Lap, P = Crossed Finish Line in Pit Lane, D = Time Disallowed

P19 37 MZ Harry LAMACRAFT		MZ ETZ 250 - All Flower No Power				
IDEAL LAP TIME : 58.761		BEST LAP TIME : 58.901		DIFFERENCE : 0.140		
LAP	SECTOR 1	SECTOR 2	LAP TIME	MPH	DIFF	TIME OF DAY
1 -		24.397	1:28.768	48.98	29.867	14:07:36.827
2 -	34.680	24.402	59.082 (2)	73.60	0.181	14:08:35.909
3 -	34.861	24.382	59.243	73.40	0.342	14:09:35.152
4 -	35.261	24.714	59.975	72.50	1.074	14:10:35.127
5 -	35.020	24.081	59.101 (3)	73.57	0.200	14:11:34.228
6 -	34.808	24.093	58.901 (1)	73.82		14:12:33.129

P20 75 MZ Peter WOODALL		MZ ETZ 250 - RevdCoin				
IDEAL LAP TIME : 59.010		BEST LAP TIME : 59.094		DIFFERENCE : 0.084		
LAP	SECTOR 1	SECTOR 2	LAP TIME	MPH	DIFF	TIME OF DAY
1 -		24.212	1:28.403	49.19	29.309	14:07:36.462
2 -	35.518	24.023	59.541	73.03	0.447	14:08:36.003
3 -	35.329	23.919	59.248 (3)	73.39	0.154	14:09:35.251
4 -	35.396	24.528	59.924	72.56	0.830	14:10:35.175
5 -	35.341	23.753	59.094 (1)	73.58		14:11:34.269
6 -	35.257	23.882	59.139 (2)	73.53	0.045	14:12:33.408

P21 95 MZ Christopher ROGERS		Mz ETZ 250 - CB Racing				
IDEAL LAP TIME : 58.967		BEST LAP TIME : 58.989		DIFFERENCE : 0.022		
LAP	SECTOR 1	SECTOR 2	LAP TIME	MPH	DIFF	TIME OF DAY
1 -		24.251	1:29.116	48.79	30.127	14:07:37.175
2 -	35.350	23.737	59.087 (2)	73.59	0.098	14:08:36.262
3 -	35.351	24.020	59.371 (3)	73.24	0.382	14:09:35.633
4 -	35.252	24.522	59.774	72.75	0.785	14:10:35.407
5 -	35.230	23.759	58.989 (1)	73.71		14:11:34.396
6 -	35.848	24.043	59.891	72.60	0.902	14:12:34.287

P22 26 J Brooke CHAMPION		Kawasaki 300 NINJA - Dad				
IDEAL LAP TIME : 1:02.806		BEST LAP TIME : 1:02.806		DIFFERENCE : 0.000		
LAP	SECTOR 1	SECTOR 2	LAP TIME	MPH	DIFF	TIME OF DAY
1 -		25.529	1:10.777	61.44	7.971	14:07:18.836
2 -	38.131	25.654	1:03.785	68.17	0.979	14:08:22.621
3 -	37.665	25.552	1:03.217 (3)	68.78	0.411	14:09:25.838
4 -	37.369	25.437	1:02.806 (1)	69.23		14:10:28.644
5 -	37.527	25.524	1:03.051 (2)	68.96	0.245	14:11:31.695
6 -	38.757	26.682	1:05.439	66.45	2.633	14:12:37.134

P23 82 S Joe DENNEY		Kawasaki NINJA 300 -				
IDEAL LAP TIME : 1:03.992		BEST LAP TIME : 1:04.011		DIFFERENCE : 0.019		
LAP	SECTOR 1	SECTOR 2	LAP TIME	MPH	DIFF	TIME OF DAY
1 -		26.383	1:13.341	59.29	9.330	14:07:21.400
2 -	38.754	26.788	1:05.542	66.34	1.531	14:08:26.942
3 -	38.569	25.847	1:04.416 (2)	67.50	0.405	14:09:31.358
4 -	38.892	25.930	1:04.822 (3)	67.08	0.811	14:10:36.180
5 -	38.145	25.866	1:04.011 (1)	67.93		14:11:40.191

P24 32 MZ John ASHMEAD		Mz 250 -				
IDEAL LAP TIME : 1:00.591		BEST LAP TIME : 1:00.981		DIFFERENCE : 0.390		
LAP	SECTOR 1	SECTOR 2	LAP TIME	MPH	DIFF	TIME OF DAY
1 -		25.055	1:30.942	47.81	29.961	14:07:39.001
2 -	35.986	24.995	1:00.981 (1)	71.31		14:08:39.982
3 -	35.880	25.323	1:01.203 (2)	71.05	0.222	14:09:41.185
4 -	36.619	24.959	1:01.578 (3)	70.61	0.597	14:10:42.763
5 -	36.592	25.007	1:01.599	70.59	0.618	14:11:44.362

BMCRC-MRO Championships 2025 - Rnd 1 @ Brands Hatch Indy

ACU Team Green Junior Cup & Senior Ninjas & 250MZ

RACE 11 - SECTOR ANALYSIS



SECTOR 1 = FL to I1, SECTOR 2 = I1 to FL, DIFF = Difference To Personal Best Lap, P = Crossed Finish Line in Pit Lane, D = Time Disallowed

P25 102 MZ Caleb WRIGHT		MZ 250 ETZ - Clover Investments				
IDEAL LAP TIME : 1:01.104		BEST LAP TIME : 1:01.485		DIFFERENCE : 0.381		
LAP	SECTOR 1	SECTOR 2	LAP TIME	MPH	DIFF	TIME OF DAY
1 -		24.902	1:30.318	48.14	28.833	14:07:38.377
2 -	36.400	25.122	1:01.522 (2)	70.68	0.037	14:08:39.899
3 -	36.566	25.210	1:01.776	70.39	0.291	14:09:41.675
4 -	36.476	25.154	1:01.630 (3)	70.55	0.145	14:10:43.305
5 -	36.488	24.997	1:01.485 (1)	70.72		14:11:44.790

P26 8 MZ Rich ASKEW		Mz ETZ - L+R construction				
IDEAL LAP TIME : 1:02.035		BEST LAP TIME : 1:02.058		DIFFERENCE : 0.023		
LAP	SECTOR 1	SECTOR 2	LAP TIME	MPH	DIFF	TIME OF DAY
1 -		25.278	1:31.643	47.45	29.585	14:07:39.702
2 -	36.900	25.475	1:02.375 (3)	69.71	0.317	14:08:42.077
3 -	36.804	25.400	1:02.204 (2)	69.90	0.146	14:09:44.281
4 -	37.286	25.544	1:02.830	69.21	0.772	14:10:47.111
5 -	36.757	25.301	1:02.058 (1)	70.07		14:11:49.169

P27 22 MZ Simon FINCH		MZ ETZ250 -				
IDEAL LAP TIME : 1:02.300		BEST LAP TIME : 1:02.333		DIFFERENCE : 0.033		
LAP	SECTOR 1	SECTOR 2	LAP TIME	MPH	DIFF	TIME OF DAY
1 -		25.577	1:33.379	46.56	31.046	14:07:41.438
2 -	37.907	25.743	1:03.650	68.32	1.317	14:08:45.088
3 -	37.063	25.576	1:02.639 (2)	69.42	0.306	14:09:47.727
4 -	37.722	25.887	1:03.609 (3)	68.36	1.276	14:10:51.336
5 -	37.096	25.237	1:02.333 (1)	69.76		14:11:53.669

P28 166 MZ Graeme LEWIS		MZ 250 - Morris Racing Lubricants #MRL				
IDEAL LAP TIME : 1:01.945		BEST LAP TIME : 1:02.616		DIFFERENCE : 0.671		
LAP	SECTOR 1	SECTOR 2	LAP TIME	MPH	DIFF	TIME OF DAY
1 -		25.800	1:33.777	46.37	31.161	14:07:41.836
2 -	37.554	25.343	1:02.897 (3)	69.13	0.281	14:08:44.733
3 -	36.990	25.874	1:02.864 (2)	69.17	0.248	14:09:47.597
4 -	37.771	25.792	1:03.563	68.41	0.947	14:10:51.160
5 -	37.661	24.955	1:02.616 (1)	69.44		14:11:53.776

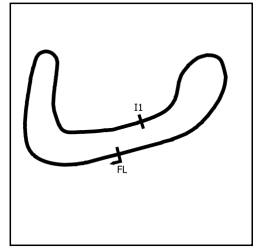
P29 9 MZ Gary HOWLETT		MZ TS250 - HS Racing				
IDEAL LAP TIME : 1:02.789		BEST LAP TIME : 1:02.789		DIFFERENCE : 0.000		
LAP	SECTOR 1	SECTOR 2	LAP TIME	MPH	DIFF	TIME OF DAY
1 -		25.585	1:33.288	46.61	30.499	14:07:41.347
2 -	37.861	25.373	1:03.234 (2)	68.77	0.445	14:08:44.581
3 -	38.971	25.363	1:04.334	67.59	1.545	14:09:48.915
4 -	37.579	25.210	1:02.789 (1)	69.25		14:10:51.704
5 -	38.115	25.325	1:03.440 (3)	68.54	0.651	14:11:55.144

P30 14 MZ Andy MARKS		MZ ETZ - Kingpin Components				
IDEAL LAP TIME : 1:02.371		BEST LAP TIME : 1:03.210		DIFFERENCE : 0.839		
LAP	SECTOR 1	SECTOR 2	LAP TIME	MPH	DIFF	TIME OF DAY
1 -		25.822	1:33.695	46.41	30.485	14:07:41.754
2 -	37.866	25.633	1:03.499	68.48	0.289	14:08:45.253
3 -	37.696	25.627	1:03.323 (2)	68.67	0.113	14:09:48.576
4 -	37.017	26.193	1:03.210 (1)	68.79		14:10:51.786
5 -	38.138	25.354	1:03.492 (3)	68.49	0.282	14:11:55.278

BMCRC-MRO Championships 2025 - Rnd 1 @ Brands Hatch Indy

ACU Team Green Junior Cup & Senior Ninjas & 250MZ

RACE 11 - SECTOR ANALYSIS



SECTOR 1 = FL to I1, SECTOR 2 = I1 to FL, DIFF = Difference To Personal Best Lap, P = Crossed Finish Line in Pit Lane, D = Time Disallowed

P31		52 MZ		Tony PARKER		MZ 250 - Cancer research uk	
IDEAL LAP TIME : 1:04.302		BEST LAP TIME : 1:04.528		DIFFERENCE : 0.226			
LAP	SECTOR 1	SECTOR 2	LAP TIME	MPH	DIFF	TIME OF DAY	
1 -		26.791	1:35.634	45.47	31.106	14:07:43.693	
2 -	39.135	26.863	1:05.998	65.88	1.470	14:08:49.691	
3 -	38.447	26.838	1:05.285 (2)	66.60	0.757	14:09:54.976	
4 -	39.680	26.139	1:05.819 (3)	66.06	1.291	14:11:00.795	
5 -	38.163	26.365	1:04.528 (1)	67.39		14:12:05.323	

P32		5 MZ		Garry SAMETT		MZ TS 250 - smallmouse	
IDEAL LAP TIME : 1:04.998		BEST LAP TIME : 1:05.188		DIFFERENCE : 0.190			
LAP	SECTOR 1	SECTOR 2	LAP TIME	MPH	DIFF	TIME OF DAY	
1 -		26.505	1:36.347	45.13	31.159	14:07:44.406	
2 -	39.399	26.798	1:06.197	65.69	1.009	14:08:50.603	
3 -	39.182	26.131	1:05.313 (2)	66.58	0.125	14:09:55.916	
4 -	38.867	26.750	1:05.617 (3)	66.27	0.429	14:11:01.533	
5 -	38.883	26.305	1:05.188 (1)	66.70		14:12:06.721	

P33		25 J		Chloe GLEESON		Kawasaki NINJA - Danny Webb's GP Camp	
IDEAL LAP TIME : 57.410		BEST LAP TIME : 57.410		DIFFERENCE : 0.000			
LAP	SECTOR 1	SECTOR 2	LAP TIME	MPH	DIFF	TIME OF DAY	
1 -		24.383	1:08.096	63.85	10.686	14:07:16.155	
2 -	35.618	24.372	59.990	72.48	2.580	14:08:16.145	
3 -	35.977	24.003	59.980	72.50	2.570	14:09:16.125	
4 -	34.481	23.345	57.826 (3)	75.20	0.416	14:10:13.951	
5 -	34.260	23.482	57.742 (2)	75.31	0.332	14:11:11.693	
6 -	34.121	23.289	57.410 (1)	75.74		14:12:09.103	

P34		185 J		Billy CARTER		Kawasaki NINJA 400 - A&M pure engineering	
IDEAL LAP TIME : 56.450		BEST LAP TIME : 56.619		DIFFERENCE : 0.169			
LAP	SECTOR 1	SECTOR 2	LAP TIME	MPH	DIFF	TIME OF DAY	
1 -		23.169	1:03.497	68.48	6.878	14:07:11.556	
2 -	34.512	23.300	57.812	75.21	1.193	14:08:09.368	
3 -	33.868	23.014	56.882 (3)	76.44	0.263	14:09:06.250	
4 -	33.553	23.066	56.619 (1)	76.80		14:10:02.869	
5 -	33.480	23.200	56.680 (2)	76.72	0.061	14:10:59.549	

P35		112 J		Ruben BRAY		Kawasaki 300/400 -	
IDEAL LAP TIME : 1:08.744		BEST LAP TIME :		DIFFERENCE :			
LAP	SECTOR 1	SECTOR 2	LAP TIME	MPH	DIFF	TIME OF DAY	
1 -		25.767	1:08.058	63.89		14:07:16.117	

BMCRC-MRO Championships 2025 - Rnd 1 @ Brands Hatch Indy

ACU Team Green Junior Cup & Senior Ninjas & 250MZ

RACE 11 - BEST SECTORS

POS	SECTOR 1		SECTOR 2		IDEAL / BEST COMPARISON						
	NO	TIME	NO	TIME	POS	NO	NAME	IDEAL	BEST	DIFF	
								PERFECT LAP	55.621		
1	217	32.943	257	22.678	1	217	COOPER	55.692	55.692	0.000	
2	6	33.146	217	22.749	2	257	McCARTNEY	55.886	56.018	0.132	
3	7	33.166	125	22.851	3	7	ROOKER	56.187	56.233	0.046	
4	17	33.168	185	23.014	4	6	BUSA	56.202	56.502	0.300	
5	257	33.208	7	23.021	5	17	BUSA	56.319	56.602	0.283	
6	185	33.436	6	23.056	6	125	WINGATE	56.342	56.342	0.000	
7	125	33.491	46	23.093	7	185	CARTER	56.450	56.619	0.169	
8	46	33.710	17	23.151	8	46	CARTER	56.803	56.862	0.059	
9	27	33.769	27	23.223	9	27	GARROD	56.992	56.992	0.000	
10	25	34.121	124	23.261	10	25	GLEESON	57.410	57.410	0.000	
11	124	34.302	25	23.289	11	124	BAKER	57.563	57.563	0.000	
12	58	34.414	85	23.550	12	85	WALES	57.999	57.999	0.000	
13	85	34.449	58	23.598	13	58	RHODES	58.012	58.142	0.130	
14	461	34.461	81	23.641	14	81	WILSON	58.118	58.118	0.000	
15	81	34.477	69	23.734	15	69	MANN	58.324	58.489	0.165	
16	69	34.590	95	23.737	16	461	MARSHALL	58.384	58.477	0.093	
17	37	34.680	75	23.753	17	37	LAMACRAFT	58.761	58.901	0.140	
18	96	34.778	461	23.923	18	96	KENT	58.778	58.780	0.002	
19	95	35.230	96	24.000	19	95	ROGERS	58.967	58.989	0.022	
20	75	35.257	37	24.081	20	75	WOODALL	59.010	59.094	0.084	
21	40	35.526	33	24.111	21	33	KLINGE	59.688	59.717	0.029	
22	33	35.577	40	24.225	22	40	ORMROD	59.751	59.751	0.000	
23	32	35.880	32	24.711	23	32	ASHMEAD	1:00.591	1:00.981	0.390	
24	102	36.202	102	24.902	24	102	WRIGHT	1:01.104	1:01.485	0.381	
25	8	36.757	166	24.955	25	166	LEWIS	1:01.945	1:02.616	0.671	
26	166	36.990	54	25.070	26	8	ASKEW	1:02.035	1:02.058	0.023	
27	14	37.017	9	25.210	27	22	FINCH	1:02.300	1:02.333	0.033	
28	22	37.063	22	25.237	28	54	SCOTT	1:02.319	1:02.611	0.292	
29	54	37.249	8	25.278	29	14	MARKS	1:02.371	1:03.210	0.839	
30	26	37.369	14	25.354	30	9	HOWLETT	1:02.789	1:02.789	0.000	
31	9	37.579	26	25.437	31	26	CHAMPION	1:02.806	1:02.806	0.000	
32	82	38.145	112	25.767	32	82	DENNEY	1:03.992	1:04.011	0.019	
33	52	38.163	82	25.847	33	52	PARKER	1:04.302	1:04.528	0.226	
34	5	38.867	5	26.131	34	5	SAMETT	1:04.998	1:05.188	0.190	
35	112	42.977	52	26.139	35	112	BRAY				
36											

BMCRC-MRO Championships 2025 - Rnd 1 @ Brands Hatch Indy

ACU Team Green Junior Cup & Senior Ninjas & 250MZ

RACE 11 - STATISTICS

Competitors Started 36
Planned Start 2025-03-16 @ 14:40:00.000
Actual Start 2025-03-16 @ 14:06:08.058
Finish Time 2025-03-16 @ 14:11:51.310
Track Length 1.2079mi.
Total Laps 194
Total Distance Covered 234.3414mi.

Session Fastest Lap History

NO	CL	NAME	LAP TIME	TIME OF DAY	LAP	VEHICLE
217	J	Hudson COOPER	56.211	14:08:05.634	2	Kawasaki NINJA
257	J	Henry McCARTNEY	56.208	14:08:05.714	2	Kawasaki NINJA
257	J	Henry McCARTNEY	56.058	14:09:01.771	3	Kawasaki NINJA
257	J	Henry McCARTNEY	56.018	14:09:57.791	4	Kawasaki NINJA
217	J	Hudson COOPER	55.692	14:10:54.340	5	Kawasaki NINJA

Session Leader History

NO	CL	NAME	FROM LAP	LAPS LED	DISTANCE	VEHICLE
217	J	Hudson COOPER	1	2	2.41 miles	Kawasaki NINJA
257	J	Henry McCARTNEY	3	3	3.62 miles	Kawasaki NINJA
217	J	Hudson COOPER	6	1	1.20 miles	Kawasaki NINJA

Flag History

TYPE	TIME OF DAY
GREEN	14:06:08.058
FINISH	14:11:51.310

Flag Statistics

TYPE	COUNT	TOTAL LAPS	TOTAL TIME
Green	1	6	12:09.364
Red	0	0	0.000
Safety Car	0	0	0.000
FCY	0	0	0.000

BMCRC-MRO Championships 2025 - Rnd 1 @ Brands Hatch Indy

ACU Team Green Junior Cup & Senior Ninjas & 250MZ

RACE 11 - STATISTICS

CLASS : J

16 Starters

Fastest Lap History

NO	NAME	LAP TIME	TIME OF DAY	LAP	VEHICLE
217	Hudson COOPER	56.211	14:08:05.634	2	Kawasaki NINJA
257	Henry McCARTNEY	56.208	14:08:05.714	2	Kawasaki NINJA
257	Henry McCARTNEY	56.058	14:09:01.771	3	Kawasaki NINJA
257	Henry McCARTNEY	56.018	14:09:57.791	4	Kawasaki NINJA
217	Hudson COOPER	55.692	14:10:54.340	5	Kawasaki NINJA

Leader History

NO	NAME	FROM LAP	LAPS LED	DISTANCE	VEHICLE
217	Hudson COOPER	1	2	2.41 miles	Kawasaki NINJA
257	Henry McCARTNEY	3	3	3.62 miles	Kawasaki NINJA
217	Hudson COOPER	6	1	1.20 miles	Kawasaki NINJA

BMCRC-MRO Championships 2025 - Rnd 1 @ Brands Hatch Indy

ACU Team Green Junior Cup & Senior Ninjas & 250MZ

RACE 11 - STATISTICS

CLASS : S

4 Starters

Fastest Lap History

NO	NAME	LAP TIME	TIME OF DAY	LAP	VEHICLE
17	Daryn BUSA	58.423	14:08:09.792	2	Kawasaki NINJA 400
17	Daryn BUSA	56.817	14:09:06.606	3	Kawasaki NINJA 400
17	Daryn BUSA	56.602	14:11:57.501	6	Kawasaki NINJA 400

Leader History

NO	NAME	FROM LAP	LAPS LED	DISTANCE	VEHICLE
17	Daryn BUSA	1	6	7.24 miles	Kawasaki NINJA 400

BMCRC-MRO Championships 2025 - Rnd 1 @ Brands Hatch Indy

ACU Team Green Junior Cup & Senior Ninjas & 250MZ

RACE 11 - STATISTICS

CLASS : MZ

16 Starters

Fastest Lap History

NO	NAME	LAP TIME	TIME OF DAY	LAP	VEHICLE
69	Alexander MANN	59.058	14:08:34.797	2	Mz TS 250
69	Alexander MANN	58.489	14:09:33.286	3	Mz TS 250
85	Andrew WALES	57.999	14:11:33.043	5	MZ ETZ 250

Leader History

NO	NAME	FROM LAP	LAPS LED	DISTANCE	VEHICLE
69	Alexander MANN	1	6	7.24 miles	Mz TS 250



REACTIVE PARTS MRO POWERBIKES, MRO CLUBMAN 1000 & THE CLOTHING KINGS MRO RETRO 1000



BMCRC-MRO Championships – Round 1
Brands Hatch Indy
15th/16th March 2025



SPORTS TIMING

TIMING SOLUTIONS LTD

Timing & Results Provided by Timing Solutions Ltd

www.tsl-timing.com



BrandsHatch

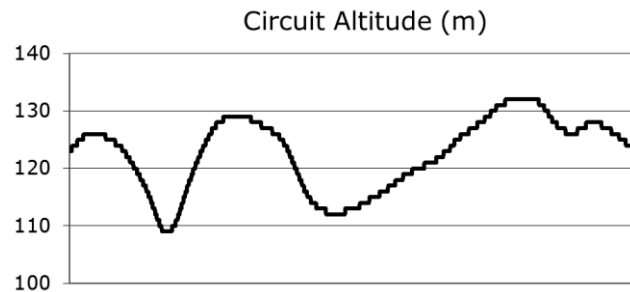
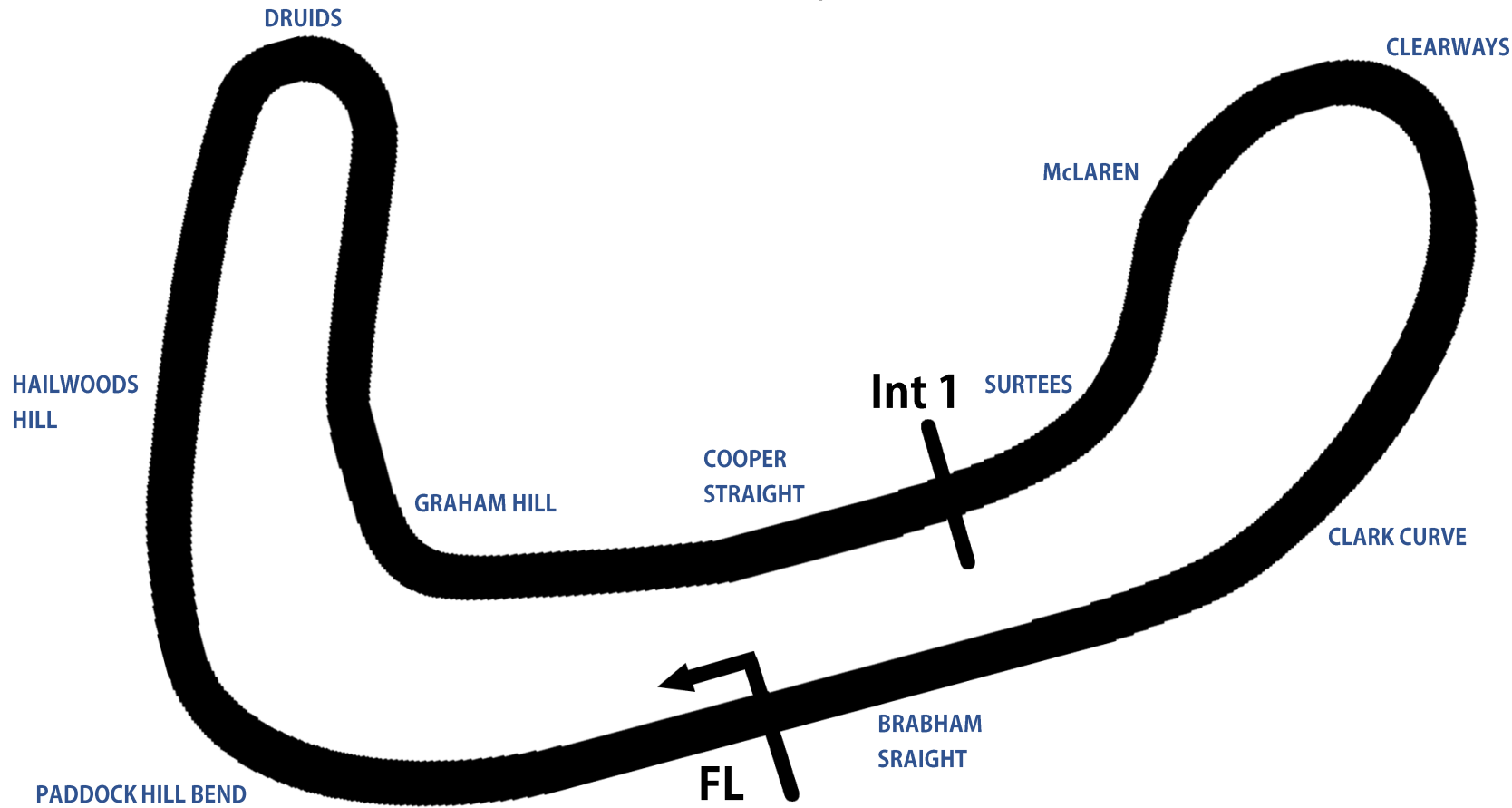
Brands Hatch Indy Circuit

Fawkham, Longfield, Kent, UK



SPORTS TIMING

TIMING SOLUTIONS LTD



Length	1.2079 miles 1.944 km 1944.0 m		
FL		51.36032 N	0.26032 E
Int 1	1112m	51.35934 N	0.25955 E
Pit Entry	1669m	51.35911 N	0.25743 E
Pit Exit	26m after FL	51.36017 N	0.26051 E
Pit Entry - Pit Exit	277m, 19.9s @ 50kph, 16.6s @ 60kph		



BMCRC-MRO Championships 2025 - Rnd 1 @ Brands Hatch Indy

Reactive Parts MRO Powerbikes inc Clubman 1000 & Retro 1000

QUALIFYING - CLASSIFICATION

POS	NO	CL	PIC	NAME	ENTRY	TIME	ON	LAPS	GAP	DIFF	MPH
1	88		1	Scott HALLIDAY	Suzuki GSXR 1000 - Performance fitness gym	49.726	4	9			87.45
2	10		2	Ross DUNNING	BMW 1000RR - Surrey Glazing	49.835	4	10	0.109	0.109	87.26
3	3		3	Jason BURRILL	BMW M1000RR -	49.948	4	11	0.222	0.113	87.06
4	100	C	1	Sam CRANSTONE	Honda CBR1000RR FIRBELADE - Fortis Racing	50.078	11	12	0.352	0.130	86.83
5	224*		4	Lee HEALEY	Honda CBR1000RR - Staxson Ltd	50.247	11	12	0.521	0.169	86.54
6	49		5	Luke WALLINGTON	Honda FIREBLADE - Roxo Rodina Racing	50.341	8	10	0.615	0.094	86.38
7	188		6	Dawid KRAWIECKI	Yamaha R1 - Code Blue LTD & D A East Electrical	50.834	10	10	1.108	0.493	85.54
8	71		7	Maximus HARDY	Ducati - Dad	50.845	9	11	1.119	0.011	85.52
9	187	C	2	Dan CHAMBERLAIN	Suzuki GSXR - may construction/peter baker M/C's	51.014	5	10	1.288	0.169	85.24
10	33	C	3	Luke BLACKFORD	Kawasaki ZX10RR - Trelisk motorcycles/Ameera group	51.136	8	11	1.410	0.122	85.03
11	134		8	Donald GILBERT	Suzuki GSXR1000 - S and N tyres	51.218	8	11	1.492	0.082	84.90
12	85	C	4	Ben WOOD	Yamaha R1 -	51.345	6	9	1.619	0.127	84.69
13	13	C	5	Chad HASHMI	Suzuki GSXR1000 -	51.425	6	9	1.699	0.080	84.56
14	997		9	Michael AUSTIN	Suzuki GSXR1000 - Mpa screeds	51.452	7	11	1.726	0.027	84.51
15	78	RET	1	Jamie THOMAS	Suzuki GSXR 1000 - Team RubyRacing	51.455	9	11	1.729	0.003	84.51
16	87	C	6	Karl THOMPSON	Yamaha R1 - #Teamrace	51.553	9	11	1.827	0.098	84.35
17	17		10	Philip BAKER	BMW S1000RR - Ashford Accident Repair Centre Ltd	51.607	11	11	1.881	0.054	84.26
18	141		11	Ramone HUNTE	Kawasaki ZX10R - my wallet.com	51.747	10	10	2.021	0.140	84.03
19	43	C	7	David WILLIAMS	Yamaha R1 -	51.783	11	11	2.057	0.036	83.97
20	70	C	8	Robert PEARCE	Aprilia RSV4 1000 - Paintworx Body Repair	51.798	10	10	2.072	0.015	83.95
21	45		12	Jake MARSH	Honda CBR1000RR FIRBELADE - RD Racing	51.966	7	11	2.240	0.168	83.68
22	184	RET	2	David TWYFORD	Honda FIREBLADE SP - IMP Racing, MHP, Chris Cowi	52.334	8	9	2.608	0.368	83.09
23	81	C	9	Dan HARTLE	Yamaha R1 2CR - #Teamrace	52.362	11	11	2.636	0.028	83.04
24	179	C	10	James O'MARA	- BRP Machining Ltd - Alton Compressor Serviss	52.402	5	10	2.676	0.040	82.98
25	48	C	11	Aaron COLLINS	BMW S1000RR - Precision installations	52.676	10	11	2.950	0.274	82.55
26	777		13	Adam DAVEY	BMW S1000RR - Cayman convertible roof repairs	52.744	5	8	3.018	0.068	82.44
27	14	C	12	Alex YIANNI	BMW S1000 RR - Airpack 2000 Racing/Almig Compres	53.148	6	7	3.422	0.404	81.82
28	84	C	13	Martyn DELLOW	Suzuki GSXR1000 - Kirdford Shotblasting	53.891	4	7	4.165	0.743	80.69
29	23*	C	14	Jason PAES	Aprilia RSV4 - J&R Electrical Ltd	54.420	5	11	4.694	0.529	79.90
30	63	RET	3	Matthew WREN	Suzuki GSXR1000 - TBR performance	54.422	10	10	4.696	0.002	79.90
31	910	C	15	Harry GOWER	BMW S1000RR - RG Racing	55.294	7	10	5.568	0.872	78.64
32	274	RET	4	Stewart LATIMER	Suzuki GSXR1000 RR - Fat Bloke Racing RR	55.822	5	8	6.096	0.528	77.90
33	115	RET	5	Tony KEILTY	Suzuki GSXR 1000 - Eat Your Heart Out	56.611	4	4	6.885	0.789	76.81
34	66	C	16	Stephen HARVEY	Kawasaki ZX10 -	57.025	5	10	7.299	0.414	76.25

* No. 23 & 224 - Please fit a working transponder

Weather / Track : Cloudy / Dry

These results are provisional until the conclusion of any judicial and technical matters.

Date: 15/03/2025 Start: 09:58 Finish: 10:08

Brands Hatch Indy: 1.2079 miles

Clerk Of Course:

Timekeeper:

Craig Smith



Results can be found at www.tsl-timing.com

Printed - 10:10 Saturday, 15 March 2025



BMCRC-MRO Championships 2025 - Rnd 1 @ Brands Hatch Indy

Reactive Parts MRO Powerbikes inc Clubman 1000 & Retro 1000

QUALIFYING - SECTOR ANALYSIS



SECTOR 1 = FL to I1, SECTOR 2 = I1 to FL, DIFF = Difference To Personal Best Lap, P = Crossed Finish Line in Pit Lane, D = Time Disallowed

P1 88		Scott HALLIDAY		Suzuki GSXR 1000 - Performance fitness gym			
IDEAL LAP TIME : 49.726		BEST LAP TIME : 49.726		DIFFERENCE : 0.000			
LAP	SECTOR 1	SECTOR 2	LAP TIME	MPH	DIFF	TIME OF DAY	
1 -	31.476	20.332	51.808	83.93	2.082	09:59:39.095	
2 -	29.852	20.235	50.087	86.82	0.361	10:00:29.182	
3 -	30.063	20.284	50.347	86.37	0.621	10:01:19.529	
4 -	29.646	20.080	49.726 (1)	87.45		10:02:09.255	
5 -	30.173	20.712	50.885	85.45	1.159	10:03:00.140	
6 -	29.720	20.251	49.971 (3)	87.02	0.245	10:03:50.111	
7 -	30.228	20.633	50.861	85.49	1.135	10:04:40.972	
8 -	29.866	20.095	49.961 (2)	87.03	0.235	10:05:30.933	
9 -	29.770	20.345	50.115	86.77	0.389	10:06:21.048	

P2 10		Ross DUNNING		BMW 1000RR - Surrey Glazing			
IDEAL LAP TIME : 49.835		BEST LAP TIME : 49.835		DIFFERENCE : 0.000			
LAP	SECTOR 1	SECTOR 2	LAP TIME	MPH	DIFF	TIME OF DAY	
1 -	33.652	21.331	54.983	79.08	5.148	09:59:42.718	
2 -	31.440	20.644	52.084	83.49	2.249	10:00:34.802	
3 -	30.413	20.178	50.591	85.95	0.756	10:01:25.393	
4 -	29.759	20.076	49.835 (1)	87.26		10:02:15.228	
5 -	29.839	20.202	50.041 (2)	86.90	0.206	10:03:05.269	
6 -	30.631	20.405	51.036	85.20	1.201	10:03:56.305	
7 -	30.264	20.605	50.869	85.48	1.034	10:04:47.174	
8 -	29.971	20.670	50.641	85.87	0.806	10:05:37.815	
9 -	30.822	21.040	51.862	83.84	2.027	10:06:29.677	
10 -	30.062	20.093	50.155 (3)	86.70	0.320	10:07:19.832	

P3 3		Jason BURRILL		BMW M1000RR -			
IDEAL LAP TIME : 49.905		BEST LAP TIME : 49.948		DIFFERENCE : 0.043			
LAP	SECTOR 1	SECTOR 2	LAP TIME	MPH	DIFF	TIME OF DAY	
1 -	32.774	20.577	53.351	81.50	3.403	09:59:40.465	
2 -	30.382	20.074	50.456 (3)	86.18	0.508	10:00:30.921	
3 -	30.223	20.291	50.514	86.08	0.566	10:01:21.435	
4 -	29.831	20.117	49.948 (1)	87.06		10:02:11.383	
5 -	30.104	21.850	51.954	83.70	2.006	10:03:03.337	
6 -	31.758	20.597	52.355	83.05	2.407	10:03:55.692	
7 -	32.417	20.979	53.396	81.44	3.448	10:04:49.088	
8 -	44.697	20.714	1:05.411	66.48	15.463	10:05:54.499	
9 -	45.638	21.032	1:06.670	65.22	16.722	10:07:01.169	
10 -	29.907	20.074	49.981 (2)	87.00	0.033	10:07:51.150	
11 -	32.943	21.176	54.119	80.35	4.171	10:08:45.269	

P4 100 C		Sam CRANSTONE		Honda CBR1000RR FIRBELADE - Fortis Racing			
IDEAL LAP TIME : 50.030		BEST LAP TIME : 50.078		DIFFERENCE : 0.048			
LAP	SECTOR 1	SECTOR 2	LAP TIME	MPH	DIFF	TIME OF DAY	
1 -	33.906	21.738	55.644	78.15	5.566	09:59:52.394	
2 -	31.110	20.813	51.923	83.75	1.845	10:00:44.317	
3 -	31.024	20.637	51.661	84.17	1.583	10:01:35.978	
4 -	30.960	20.516	51.476	84.47	1.398	10:02:27.454	
5 -	30.277	20.269	50.546	86.03	0.468	10:03:18.000	
6 -	30.697	20.011	50.708	85.75	0.630	10:04:08.708	
7 -	30.127	19.996	50.123 (2)	86.75	0.045	10:04:58.831	
8 -	31.302	20.118	51.420	84.57	1.342	10:05:50.251	
9 -	30.114	20.253	50.367 (3)	86.33	0.289	10:06:40.618	
10 -	31.152	20.371	51.523	84.40	1.445	10:07:32.141	
11 -	30.162	19.916	50.078 (1)	86.83		10:08:22.219	
12 -	31.674	20.920	52.594	82.68	2.516	10:09:14.813	

BMCRC-MRO Championships 2025 - Rnd 1 @ Brands Hatch Indy

Reactive Parts MRO Powerbikes inc Clubman 1000 & Retro 1000

QUALIFYING - SECTOR ANALYSIS



SECTOR 1 = FL to I1, SECTOR 2 = I1 to FL, DIFF = Difference To Personal Best Lap, P = Crossed Finish Line in Pit Lane, D = Time Disallowed

P5 224		Lee HEALEY		Honda CBR1000RR - Staxson Ltd			
IDEAL LAP TIME :		BEST LAP TIME : 50.247		DIFFERENCE :			
LAP	SECTOR 1	SECTOR 2	LAP TIME	MPH	DIFF	TIME OF DAY	
1 -			54.022	80.49	3.775	09:59:41.869	
2 -			53.594	81.13	3.347	10:00:35.463	
3 -			51.665	84.16	1.418	10:01:27.128	
4 -			50.907	85.42	0.660	10:02:18.036	
5 -			50.801 (3)	85.60	0.554	10:03:08.837	
6 -			51.526	84.39	1.279	10:04:00.363	
7 -			50.330 (2)	86.40	0.083	10:04:50.693	
8 -			56.031	77.61	5.784	10:05:46.724	
9 -			55.514	78.33	5.267	10:06:42.238	
10 -			51.497	84.44	1.250	10:07:33.736	
11 -			50.247 (1)	86.54		10:08:23.983	
12 -			51.277	84.80	1.030	10:09:15.260	

P6 49		Luke WALLINGTON		Honda FIREBLADE - Roxo Rodina Racing			
IDEAL LAP TIME : 50.235		BEST LAP TIME : 50.341		DIFFERENCE : 0.106			
LAP	SECTOR 1	SECTOR 2	LAP TIME	MPH	DIFF	TIME OF DAY	
1 -	OUTLAP	21.582	58.164	74.76	7.823	10:01:32.048	
2 -	31.925	21.049	52.974	82.08	2.633	10:02:25.022	
3 -	31.834	20.547	52.381	83.01	2.040	10:03:17.403	
4 -	31.824	20.644	52.468	82.88	2.127	10:04:09.871	
5 -	30.666	20.173	50.839	85.53	0.498	10:05:00.710	
6 -	30.447	20.495	50.942	85.36	0.601	10:05:51.652	
7 -	30.372	20.154	50.526 (2)	86.06	0.185	10:06:42.178	
8 -	30.127	20.214	50.341 (1)	86.38		10:07:32.519	
9 -	30.467	20.108	50.575 (3)	85.98	0.234	10:08:23.094	
10 -	30.449	20.351	50.800	85.60	0.459	10:09:13.894	

P7 188		Dawid KRAWIECKI		Yamaha R1 - Code Blue LTD & D A East Electrical			
IDEAL LAP TIME : 50.834		BEST LAP TIME : 50.834		DIFFERENCE : 0.000			
LAP	SECTOR 1	SECTOR 2	LAP TIME	MPH	DIFF	TIME OF DAY	
1 -	34.285	22.088	56.373	77.13	5.539	09:59:52.224	
2 -	31.094	20.853	51.947	83.71	1.113	10:00:44.171	
3 -	30.893	20.699	51.592 (3)	84.28	0.758	10:01:35.763	
4 -	31.871	20.764	52.635	82.61	1.801	10:02:28.398	
5 -	34.307	21.934	56.241	77.32	5.407	10:03:24.639	
6 -	30.595	20.777	51.372 (2)	84.64	0.538	10:04:16.011	
7 -	33.357	IN PIT	1:18.007 P	55.74	27.173	10:05:34.018	
8 -	OUTLAP	22.166	1:01.597	70.59	10.763	10:06:35.615	
9 -	32.066	21.317	53.383	81.46	2.549	10:07:28.998	
10 -	30.295	20.539	50.834 (1)	85.54		10:08:19.832	

P8 71		Maximus HARDY		Ducati - Dad			
IDEAL LAP TIME : 50.569		BEST LAP TIME : 50.845		DIFFERENCE : 0.276			
LAP	SECTOR 1	SECTOR 2	LAP TIME	MPH	DIFF	TIME OF DAY	
1 -	35.490	23.019	58.509	74.32	7.664	09:59:57.336	
2 -	31.641	21.071	52.712	82.49	1.867	10:00:50.048	
3 -	30.881	20.687	51.568	84.32	0.723	10:01:41.616	
4 -	30.880	20.809	51.689	84.13	0.844	10:02:33.305	
5 -	32.652	22.010	54.662	79.55	3.817	10:03:27.967	
6 -	31.171	21.610	52.781	82.38	1.936	10:04:20.748	
7 -	30.631	20.648	51.279	84.80	0.434	10:05:12.027	
8 -	30.579	20.341	50.920 (2)	85.40	0.075	10:06:02.947	
9 -	30.228	20.617	50.845 (1)	85.52		10:06:53.792	
10 -	30.342	21.464	51.806	83.94	0.961	10:07:45.598	
11 -	30.277	20.674	50.951 (3)	85.34	0.106	10:08:36.549	

BMCRC-MRO Championships 2025 - Rnd 1 @ Brands Hatch Indy

Reactive Parts MRO Powerbikes inc Clubman 1000 & Retro 1000

QUALIFYING - SECTOR ANALYSIS



SECTOR 1 = FL to I1, SECTOR 2 = I1 to FL, DIFF = Difference To Personal Best Lap, P = Crossed Finish Line in Pit Lane, D = Time Disallowed

P9 187 C		Dan CHAMBERLAIN		Suzuki GSXR - may construction/peter baker M/C's			
IDEAL LAP TIME : 50.607		BEST LAP TIME : 51.014		DIFFERENCE : 0.407			
LAP	SECTOR 1	SECTOR 2	LAP TIME	MPH	DIFF	TIME OF DAY	
1 -	33.341	21.404	54.745	79.43	3.731	09:59:42.901	
2 -	31.681	21.058	52.739	82.45	1.725	10:00:35.640	
3 -	30.916	20.498	51.414	84.58	0.400	10:01:27.054	
4 -	30.652	20.490	51.142 (2)	85.02	0.128	10:02:18.196	
5 -	30.466	20.548	51.014 (1)	85.24		10:03:09.210	
6 -	31.208	IN PIT	1:33.071 P	46.72	42.057	10:04:42.281	
7 -	OUTLAP	20.687	54.618	79.61	3.604	10:05:36.899	
8 -	31.187	20.141	51.328 (3)	84.72	0.314	10:06:28.227	
9 -	32.471	IN PIT	1:18.709 P	55.24	27.695	10:07:46.936	
10 -	OUTLAP	20.510	54.600	79.64	3.586	10:08:41.536	

P10 33 C		Luke BLACKFORD		Kawasaki ZX10RR - Trelisk motorcycles/Ameera groundwork			
IDEAL LAP TIME : 50.958		BEST LAP TIME : 51.136		DIFFERENCE : 0.178			
LAP	SECTOR 1	SECTOR 2	LAP TIME	MPH	DIFF	TIME OF DAY	
1 -	35.144	22.421	57.565	75.54	6.429	09:59:50.916	
2 -	32.543	21.817	54.360	79.99	3.224	10:00:45.276	
3 -	31.654	21.479	53.133	81.84	1.997	10:01:38.409	
4 -	31.380	20.808	52.188	83.32	1.052	10:02:30.597	
5 -	31.462	20.746	52.208	83.29	1.072	10:03:22.805	
6 -	31.341	20.606	51.947	83.71	0.811	10:04:14.752	
7 -	30.837	20.457	51.294 (3)	84.77	0.158	10:05:06.046	
8 -	30.771	20.365	51.136 (1)	85.03		10:05:57.182	
9 -	30.593	20.636	51.229 (2)	84.88	0.093	10:06:48.411	
10 -	31.072	20.887	51.959	83.69	0.823	10:07:40.370	
11 -	31.553	21.534	53.087	81.91	1.951	10:08:33.457	

P11 134		Donald GILBERT		Suzuki GSXR1000 - S and N tyres			
IDEAL LAP TIME : 51.175		BEST LAP TIME : 51.218		DIFFERENCE : 0.043			
LAP	SECTOR 1	SECTOR 2	LAP TIME	MPH	DIFF	TIME OF DAY	
1 -	44.377	23.090	1:07.467	64.45	16.249	09:59:54.780	
2 -	32.601	21.259	53.860	80.73	2.642	10:00:48.640	
3 -	31.513	20.948	52.461	82.89	1.243	10:01:41.101	
4 -	31.003	20.764	51.767	84.00	0.549	10:02:32.868	
5 -	31.688	21.973	53.661	81.03	2.443	10:03:26.529	
6 -	31.339	20.732	52.071	83.51	0.853	10:04:18.600	
7 -	30.787	20.702	51.489 (3)	84.45	0.271	10:05:10.089	
8 -	30.709	20.509	51.218 (1)	84.90		10:06:01.307	
9 -	31.232	20.481	51.713	84.09	0.495	10:06:53.020	
10 -	30.818	21.088	51.906	83.77	0.688	10:07:44.926	
11 -	30.694	20.539	51.233 (2)	84.87	0.015	10:08:36.159	

P12 85 C		Ben WOOD		Yamaha R1 -			
IDEAL LAP TIME : 51.345		BEST LAP TIME : 51.345		DIFFERENCE : 0.000			
LAP	SECTOR 1	SECTOR 2	LAP TIME	MPH	DIFF	TIME OF DAY	
1 -	34.136	24.052	58.188	74.73	6.843	09:59:58.651	
2 -	33.788	21.892	55.680	78.09	4.335	10:00:54.331	
3 -	31.302	20.827	52.129 (3)	83.42	0.784	10:01:46.460	
4 -	31.212	20.594	51.806 (2)	83.94	0.461	10:02:38.266	
5 -	31.599	20.740	52.339	83.08	0.994	10:03:30.605	
6 -	30.837	20.508	51.345 (1)	84.69		10:04:21.950	
7 -	31.507	IN PIT	1:14.694 P	58.21	23.349	10:05:36.644	
8 -	OUTLAP	21.263	56.396	77.10	5.051	10:06:33.040	
9 -	30.929	21.226	52.155	83.37	0.810	10:07:25.195	

BMCRC-MRO Championships 2025 - Rnd 1 @ Brands Hatch Indy

Reactive Parts MRO Powerbikes inc Clubman 1000 & Retro 1000

QUALIFYING - SECTOR ANALYSIS



SECTOR 1 = FL to I1, SECTOR 2 = I1 to FL, DIFF = Difference To Personal Best Lap, P = Crossed Finish Line in Pit Lane, D = Time Disallowed

P13 13 C		Chad HASHMI		Suzuki GSXR1000 -		
IDEAL LAP TIME : 51.425		BEST LAP TIME : 51.425		DIFFERENCE : 0.000		
LAP	SECTOR 1	SECTOR 2	LAP TIME	MPH	DIFF	TIME OF DAY
1 -	OUTLAP	23.982	1:04.720	67.19	13.295	10:01:01.231
2 -	32.895	21.667	54.562	79.70	3.137	10:01:55.793
3 -	31.341	21.110	52.451	82.90	1.026	10:02:48.244
4 -	31.190	20.992	52.182 (3)	83.33	0.757	10:03:40.426
5 -	30.924	20.963	51.887 (2)	83.80	0.462	10:04:32.313
6 -	30.782	20.643	51.425 (1)	84.56		10:05:23.738
7 -	31.397	21.294	52.691	82.53	1.266	10:06:16.429
8 -	32.532	IN PIT	1:28.481 P	49.14	37.056	10:07:44.910
9 -	OUTLAP	22.352	58.925	73.79	7.500	10:08:43.835

P14 997		Michael AUSTIN		Suzuki GSXR1000 - Mpa screeds		
IDEAL LAP TIME : 51.333		BEST LAP TIME : 51.452		DIFFERENCE : 0.119		
LAP	SECTOR 1	SECTOR 2	LAP TIME	MPH	DIFF	TIME OF DAY
1 -	35.410	22.290	57.700	75.36	6.248	09:59:48.272
2 -	33.544	21.343	54.887	79.22	3.435	10:00:43.159
3 -	31.543	20.779	52.322	83.11	0.870	10:01:35.481
4 -	31.264	20.668	51.932 (2)	83.73	0.480	10:02:27.413
5 -	31.496	20.460	51.956	83.69	0.504	10:03:19.369
6 -	31.596	20.587	52.183	83.33	0.731	10:04:11.552
7 -	30.873	20.579	51.452 (1)	84.51		10:05:03.004
8 -	32.273	21.294	53.567	81.18	2.115	10:05:56.571
9 -	32.034	21.038	53.072	81.93	1.620	10:06:49.643
10 -	31.755	20.705	52.460	82.89	1.008	10:07:42.103
11 -	31.056	20.891	51.947 (3)	83.71	0.495	10:08:34.050

P15 78 RET		Jamie THOMAS		Suzuki GSXR 1000 - Team RubyRacing		
IDEAL LAP TIME : 51.294		BEST LAP TIME : 51.455		DIFFERENCE : 0.161		
LAP	SECTOR 1	SECTOR 2	LAP TIME	MPH	DIFF	TIME OF DAY
1 -	33.522	21.968	55.490	78.36	4.035	10:00:01.071
2 -	33.048	22.229	55.277	78.66	3.822	10:00:56.348
3 -	32.643	21.237	53.880	80.70	2.425	10:01:50.228
4 -	31.800	21.260	53.060	81.95	1.605	10:02:43.288
5 -	31.715	21.096	52.811	82.34	1.356	10:03:36.099
6 -	31.681	20.598	52.279	83.18	0.824	10:04:28.378
7 -	31.561	20.684	52.245	83.23	0.790	10:05:20.623
8 -	31.033	20.460	51.493 (3)	84.45	0.038	10:06:12.116
9 -	30.931	20.524	51.455 (1)	84.51		10:07:03.571
10 -	31.398	20.525	51.923	83.75	0.468	10:07:55.494
11 -	30.834	20.627	51.461 (2)	84.50	0.006	10:08:46.955

P16 87 C		Karl THOMPSON		Yamaha R1 - #Teamrace		
IDEAL LAP TIME : 51.552		BEST LAP TIME : 51.553		DIFFERENCE : 0.001		
LAP	SECTOR 1	SECTOR 2	LAP TIME	MPH	DIFF	TIME OF DAY
1 -	35.804	23.619	59.423	73.18	7.870	09:59:58.838
2 -	35.146	22.193	57.339	75.84	5.786	10:00:56.177
3 -	33.706	21.439	55.145	78.85	3.592	10:01:51.322
4 -	32.121	21.067	53.188	81.75	1.635	10:02:44.510
5 -	31.200	20.868	52.068	83.51	0.515	10:03:36.578
6 -	31.607	20.730	52.337	83.08	0.784	10:04:28.915
7 -	31.732	20.827	52.559	82.73	1.006	10:05:21.474
8 -	31.429	20.620	52.049 (3)	83.54	0.496	10:06:13.523
9 -	31.029	20.524	51.553 (1)	84.35		10:07:05.076
10 -	31.341	20.523	51.864 (2)	83.84	0.311	10:07:56.940
11 -	31.562	20.976	52.538	82.77	0.985	10:08:49.478

BMCRC-MRO Championships 2025 - Rnd 1 @ Brands Hatch Indy

Reactive Parts MRO Powerbikes inc Clubman 1000 & Retro 1000

QUALIFYING - SECTOR ANALYSIS



SECTOR 1 = FL to I1, SECTOR 2 = I1 to FL, DIFF = Difference To Personal Best Lap, P = Crossed Finish Line in Pit Lane, D = Time Disallowed

P17 17 Philip BAKER		BMW S1000RR - Ashford Accident Repair Centre Ltd				
IDEAL LAP TIME : 51.471		BEST LAP TIME : 51.607				
		DIFFERENCE : 0.136				
LAP	SECTOR 1	SECTOR 2	LAP TIME	MPH	DIFF	TIME OF DAY
1 -	34.724	22.331	57.055	76.21	5.448	09:59:53.039
2 -	32.484	21.477	53.961	80.58	2.354	10:00:47.000
3 -	32.031	20.957	52.988	82.06	1.381	10:01:39.988
4 -	31.524	20.972	52.496	82.83	0.889	10:02:32.484
5 -	31.764	20.772	52.536	82.77	0.929	10:03:25.020
6 -	31.137	20.735	51.872	83.83	0.265	10:04:16.892
7 -	31.161	20.629	51.790 (2)	83.96	0.183	10:05:08.682
8 -	31.145	20.714	51.859 (3)	83.85	0.252	10:06:00.541
9 -	31.282	20.581	51.863	83.84	0.256	10:06:52.404
10 -	30.890	20.972	51.862	83.84	0.255	10:07:44.266
11 -	31.011	20.596	51.607 (1)	84.26		10:08:35.873

P18 141 Ramone HUNTE		Kawasaki ZX10R - my wallet.com				
IDEAL LAP TIME : 51.725		BEST LAP TIME : 51.747				
		DIFFERENCE : 0.022				
LAP	SECTOR 1	SECTOR 2	LAP TIME	MPH	DIFF	TIME OF DAY
1 -	OUTLAP	22.570	1:02.304	69.79	10.557	10:01:01.203
2 -	32.601	22.411	55.012	79.04	3.265	10:01:56.215
3 -	32.122	21.140	53.262	81.64	1.515	10:02:49.477
4 -	31.351	20.914	52.265 (3)	83.20	0.518	10:03:41.742
5 -	31.065	20.877	51.942 (2)	83.72	0.195	10:04:33.684
6 -	31.652	20.843	52.495	82.83	0.748	10:05:26.179
7 -	31.137	21.401	52.538	82.77	0.791	10:06:18.717
8 -	31.309	22.045	53.354	81.50	1.607	10:07:12.071
9 -	31.435	21.542	52.977	82.08	1.230	10:08:05.048
10 -	30.882	20.865	51.747 (1)	84.03		10:08:56.795

P19 43 C David WILLIAMS		Yamaha R1 -				
IDEAL LAP TIME : 51.450		BEST LAP TIME : 51.783				
		DIFFERENCE : 0.333				
LAP	SECTOR 1	SECTOR 2	LAP TIME	MPH	DIFF	TIME OF DAY
1 -	36.226	23.173	59.399	73.21	7.616	10:00:03.820
2 -	33.714	21.695	55.409	78.48	3.626	10:00:59.229
3 -	31.219	21.949	53.168	81.78	1.385	10:01:52.397
4 -	31.296	21.249	52.545	82.75	0.762	10:02:44.942
5 -	31.344	21.015	52.359 (3)	83.05	0.576	10:03:37.301
6 -	31.277	21.648	52.925	82.16	1.142	10:04:30.226
7 -	31.196	20.700	51.896 (2)	83.79	0.113	10:05:22.122
8 -	34.569	21.608	56.177	77.40	4.394	10:06:18.299
9 -	30.806	23.739	54.545	79.72	2.762	10:07:12.844
10 -	32.353	22.040	54.393	79.94	2.610	10:08:07.237
11 -	31.139	20.644	51.783 (1)	83.97		10:08:59.020

P20 70 C Robert PEARCE		Aprilia RSV4 1000 - Paintworx Body Repair				
IDEAL LAP TIME : 51.798		BEST LAP TIME : 51.798				
		DIFFERENCE : 0.000				
LAP	SECTOR 1	SECTOR 2	LAP TIME	MPH	DIFF	TIME OF DAY
1 -	35.814	22.714	58.528	74.29	6.730	09:59:49.913
2 -	32.860	21.362	54.222	80.19	2.424	10:00:44.135
3 -	32.590	21.277	53.867	80.72	2.069	10:01:38.002
4 -	31.558	20.679	52.237 (3)	83.24	0.439	10:02:30.239
5 -	31.671	20.681	52.352	83.06	0.554	10:03:22.591
6 -	31.832	20.772	52.604	82.66	0.806	10:04:15.195
7 -	31.593	20.759	52.352	83.06	0.554	10:05:07.547
8 -	31.407	20.825	52.232 (2)	83.25	0.434	10:05:59.779
9 -	33.691	20.689	54.380	79.96	2.582	10:06:54.159
10 -	31.150	20.648	51.798 (1)	83.95		10:07:45.957

BMCRC-MRO Championships 2025 - Rnd 1 @ Brands Hatch Indy

Reactive Parts MRO Powerbikes inc Clubman 1000 & Retro 1000

QUALIFYING - SECTOR ANALYSIS



SECTOR 1 = FL to I1, SECTOR 2 = I1 to FL, DIFF = Difference To Personal Best Lap, P = Crossed Finish Line in Pit Lane, D = Time Disallowed

P21 45		Jake MARSH		Honda CBR1000RR FIRBELADE - RD Racing			
IDEAL LAP TIME : 51.755		BEST LAP TIME : 51.966		DIFFERENCE : 0.211			
LAP	SECTOR 1	SECTOR 2	LAP TIME	MPH	DIFF	TIME OF DAY	
1 -	33.037	21.550	54.587	79.66	2.621	09:59:45.572	
2 -	32.073	21.696	53.769	80.87	1.803	10:00:39.341	
3 -	31.416	21.446	52.862	82.26	0.896	10:01:32.203	
4 -	32.165	21.246	53.411	81.41	1.445	10:02:25.614	
5 -	31.626	20.979	52.605	82.66	0.639	10:03:18.219	
6 -	31.432	21.048	52.480	82.86	0.514	10:04:10.699	
7 -	30.844	21.122	51.966 (1)	83.68		10:05:02.665	
8 -	31.955	21.280	53.235	81.68	1.269	10:05:55.900	
9 -	31.179	21.230	52.409 (3)	82.97	0.443	10:06:48.309	
10 -	32.211	21.172	53.383	81.46	1.417	10:07:41.692	
11 -	31.055	20.911	51.966 (1)	83.68		10:08:33.658	

P22 184 RET		David TWYFORD		Honda FIREBLADE SP - IMP Racing, MHP, Chris Cowan			
IDEAL LAP TIME : 52.302		BEST LAP TIME : 52.334		DIFFERENCE : 0.032			
LAP	SECTOR 1	SECTOR 2	LAP TIME	MPH	DIFF	TIME OF DAY	
1 -	OUTLAP	22.225	1:12.295	60.15	19.961	10:01:59.368	
2 -	31.978	22.506	54.484	79.81	2.150	10:02:53.852	
3 -	31.554	21.468	53.022	82.01	0.688	10:03:46.874	
4 -	31.772	22.303	54.075	80.41	1.741	10:04:40.949	
5 -	31.807	21.160	52.967	82.10	0.633	10:05:33.916	
6 -	31.266	21.091	52.357 (2)	83.05	0.023	10:06:26.273	
7 -	31.211	21.186	52.397 (3)	82.99	0.063	10:07:18.670	
8 -	31.223	21.111	52.334 (1)	83.09		10:08:11.004	
9 -	31.632	21.281	52.913	82.18	0.579	10:09:03.917	

P23 81 C		Dan HARTLE		Yamaha R1 2CR - #Teamrace			
IDEAL LAP TIME : 52.164		BEST LAP TIME : 52.362		DIFFERENCE : 0.198			
LAP	SECTOR 1	SECTOR 2	LAP TIME	MPH	DIFF	TIME OF DAY	
1 -	36.412	24.131	1:00.543	71.82	8.181	10:00:06.479	
2 -	34.656	22.481	57.137	76.10	4.775	10:01:03.616	
3 -	34.358	22.254	56.612	76.81	4.250	10:02:00.228	
4 -	33.034	21.517	54.551	79.71	2.189	10:02:54.779	
5 -	33.394	21.070	54.464	79.84	2.102	10:03:49.243	
6 -	32.541	21.734	54.275	80.12	1.913	10:04:43.518	
7 -	32.848	21.365	54.213	80.21	1.851	10:05:37.731	
8 -	33.034	20.908	53.942	80.61	1.580	10:06:31.673	
9 -	32.093	21.216	53.309 (3)	81.57	0.947	10:07:24.982	
10 -	31.742	20.623	52.365 (2)	83.04	0.003	10:08:17.347	
11 -	31.541	20.821	52.362 (1)	83.04		10:09:09.709	

P24 179 C		James O'MARA		- BRP Machining Ltd - Alton Compressor Serviss			
IDEAL LAP TIME : 52.157		BEST LAP TIME : 52.402		DIFFERENCE : 0.245			
LAP	SECTOR 1	SECTOR 2	LAP TIME	MPH	DIFF	TIME OF DAY	
1 -	34.258	22.808	57.066	76.20	4.664	10:00:01.110	
2 -	32.982	23.369	56.351	77.16	3.949	10:00:57.461	
3 -	32.623	22.560	55.183	78.80	2.781	10:01:52.644	
4 -	31.744	21.599	53.343 (3)	81.52	0.941	10:02:45.987	
5 -	30.758	21.644	52.402 (1)	82.98		10:03:38.389	
6 -	31.136	IN PIT	1:18.360 P	55.49	25.958	10:04:56.749	
7 -	OUTLAP	22.160	59.741	72.79	7.339	10:05:56.490	
8 -	31.913	21.614	53.527	81.24	1.125	10:06:50.017	
9 -	32.000	21.553	53.553	81.20	1.151	10:07:43.570	
10 -	31.030	21.399	52.429 (2)	82.94	0.027	10:08:35.999	

BMCRC-MRO Championships 2025 - Rnd 1 @ Brands Hatch Indy

Reactive Parts MRO Powerbikes inc Clubman 1000 & Retro 1000

QUALIFYING - SECTOR ANALYSIS



SECTOR 1 = FL to I1, SECTOR 2 = I1 to FL, DIFF = Difference To Personal Best Lap, P = Crossed Finish Line in Pit Lane, D = Time Disallowed

P25 48 C		Aaron COLLINS		BMW S1000RR - Precision installations			
IDEAL LAP TIME : 52.636		BEST LAP TIME : 52.676		DIFFERENCE : 0.040			
LAP	SECTOR 1	SECTOR 2	LAP TIME	MPH	DIFF	TIME OF DAY	
1 -	36.851	23.854	1:00.705	71.63	8.029	10:00:02.326	
2 -	35.372	23.437	58.809	73.94	6.133	10:01:01.135	
3 -	34.526	22.288	56.814	76.54	4.138	10:01:57.949	
4 -	33.510	22.634	56.144	77.45	3.468	10:02:54.093	
5 -	32.880	21.756	54.636	79.59	1.960	10:03:48.729	
6 -	32.779	21.638	54.417	79.91	1.741	10:04:43.146	
7 -	32.555	21.381	53.936	80.62	1.260	10:05:37.082	
8 -	32.434	21.048	53.482	81.30	0.806	10:06:30.564	
9 -	32.207	21.234	53.441 (3)	81.37	0.765	10:07:24.005	
10 -	31.703	20.973	52.676 (1)	82.55		10:08:16.681	
11 -	31.663	21.030	52.693 (2)	82.52	0.017	10:09:09.374	

P26 777		Adam DAVEY		BMW S1000RR - Cayman convertible roof repairs			
IDEAL LAP TIME : 52.443		BEST LAP TIME : 52.744		DIFFERENCE : 0.301			
LAP	SECTOR 1	SECTOR 2	LAP TIME	MPH	DIFF	TIME OF DAY	
1 -	36.240	24.634	1:00.874	71.43	8.130	09:59:58.589	
2 -	34.209	22.203	56.412	77.08	3.668	10:00:55.001	
3 -	33.671	21.388	55.059	78.98	2.315	10:01:50.060	
4 -	31.808	21.153	52.961	82.10	0.217	10:02:43.021	
5 -	31.619	21.125	52.744 (1)	82.44		10:03:35.765	
6 -	32.010	20.928	52.938 (3)	82.14	0.194	10:04:28.703	
7 -	31.961	21.159	53.120	81.86	0.376	10:05:21.823	
8 -	32.078	20.824	52.902 (2)	82.20	0.158	10:06:14.725	

P27 14 C		Alex YIANNI		BMW S1000 RR - Airpack 2000 Racing/Almig Compressors			
IDEAL LAP TIME : 52.885		BEST LAP TIME : 53.148		DIFFERENCE : 0.263			
LAP	SECTOR 1	SECTOR 2	LAP TIME	MPH	DIFF	TIME OF DAY	
1 -	37.111	23.739	1:00.850	71.46	7.702	09:59:58.011	
2 -	34.617	21.861	56.478	76.99	3.330	10:00:54.489	
3 -	32.767	20.741	53.508	81.27	0.360	10:01:47.997	
4 -	32.500	21.179	53.679	81.01	0.531	10:02:41.676	
5 -	32.144	21.073	53.217 (2)	81.71	0.069	10:03:34.893	
6 -	32.250	20.898	53.148 (1)	81.82		10:04:28.041	
7 -	32.144	21.101	53.245 (3)	81.67	0.097	10:05:21.286	

P28 84 C		Martyn DELLOW		Suzuki GSXR1000 - Kirdford Shotblasting			
IDEAL LAP TIME : 53.846		BEST LAP TIME : 53.891		DIFFERENCE : 0.045			
LAP	SECTOR 1	SECTOR 2	LAP TIME	MPH	DIFF	TIME OF DAY	
1 -	34.502	22.467	56.969	76.33	3.078	09:59:49.563	
2 -	32.552	21.890	54.442	79.87	0.551	10:00:44.005	
3 -	32.331	21.946	54.277 (3)	80.11	0.386	10:01:38.282	
4 -	32.315	21.576	53.891 (1)	80.69		10:02:32.173	
5 -	32.270	22.055	54.325	80.04	0.434	10:03:26.498	
6 -	32.451	21.631	54.082 (2)	80.40	0.191	10:04:20.580	
7 -	32.671	22.890	55.561	78.26	1.670	10:05:16.141	

BMCRC-MRO Championships 2025 - Rnd 1 @ Brands Hatch Indy

Reactive Parts MRO Powerbikes inc Clubman 1000 & Retro 1000

QUALIFYING - SECTOR ANALYSIS



SECTOR 1 = FL to I1, SECTOR 2 = I1 to FL, DIFF = Difference To Personal Best Lap, P = Crossed Finish Line in Pit Lane, D = Time Disallowed

P29 23 C		Jason PAES		Aprilia RSV4 - J&R Electrical Ltd		
IDEAL LAP TIME :		BEST LAP TIME : 54.420		DIFFERENCE :		
LAP	SECTOR 1	SECTOR 2	LAP TIME	MPH	DIFF	TIME OF DAY
1 -			58.149	74.78	3.729	10:00:02.747
2 -			56.825	76.52	2.405	10:00:59.572
3 -			56.127	77.47	1.707	10:01:55.699
4 -			55.323	78.60	0.903	10:02:51.022
5 -			54.420 (1)	79.90		10:03:45.442
6 -			55.223	78.74	0.803	10:04:40.665
7 -			54.755 (3)	79.41	0.335	10:05:35.420
8 -			54.728 (2)	79.45	0.308	10:06:30.148
9 -			55.158	78.83	0.738	10:07:25.306
10 -			54.763	79.40	0.343	10:08:20.069
11 -			55.535	78.30	1.115	10:09:15.604

P30 63 RET		Matthew WREN		Suzuki GSXR1000 - TBR performance		
IDEAL LAP TIME : 54.422		BEST LAP TIME : 54.422		DIFFERENCE : 0.000		
LAP	SECTOR 1	SECTOR 2	LAP TIME	MPH	DIFF	TIME OF DAY
1 -	37.097	24.707	1:01.804	70.36	7.382	09:59:58.393
2 -	35.285	23.973	59.258	73.38	4.836	10:00:57.651
3 -	35.233	23.281	58.514	74.31	4.092	10:01:56.165
4 -	34.441	23.320	57.761	75.28	3.339	10:02:53.926
5 -	34.765	22.592	57.357	75.81	2.935	10:03:51.283
6 -	33.993	22.801	56.794	76.56	2.372	10:04:48.077
7 -	33.270	22.181	55.451 (2)	78.42	1.029	10:05:43.528
8 -	33.505	21.980	55.485 (3)	78.37	1.063	10:06:39.013
9 -	33.398	22.143	55.541	78.29	1.119	10:07:34.554
10 -	32.652	21.770	54.422 (1)	79.90		10:08:28.976

P31 910 C		Harry GOWER		BMW S1000RR - RG Racing		
IDEAL LAP TIME : 55.231		BEST LAP TIME : 55.294		DIFFERENCE : 0.063		
LAP	SECTOR 1	SECTOR 2	LAP TIME	MPH	DIFF	TIME OF DAY
1 -	36.589	23.660	1:00.249	72.17	4.955	10:00:09.813
2 -	34.975	23.503	58.478	74.36	3.184	10:01:08.291
3 -	35.206	23.174	58.380	74.48	3.086	10:02:06.671
4 -	34.384	22.976	57.360	75.81	2.066	10:03:04.031
5 -	34.434	22.731	57.165	76.07	1.871	10:04:01.196
6 -	33.615	22.522	56.137 (3)	77.46	0.843	10:04:57.333
7 -	33.101	22.193	55.294 (1)	78.64		10:05:52.627
8 -	33.535	22.281	55.816 (2)	77.90	0.522	10:06:48.443
9 -	34.887	22.999	57.886	75.12	2.592	10:07:46.329
10 -	34.812	22.130	56.942	76.36	1.648	10:08:43.271

P32 274 RET		Stewart LATIMER		Suzuki GSXR1000 RR - Fat Bloke Racing RR		
IDEAL LAP TIME : 55.664		BEST LAP TIME : 55.822		DIFFERENCE : 0.158		
LAP	SECTOR 1	SECTOR 2	LAP TIME	MPH	DIFF	TIME OF DAY
1 -	37.460	23.629	1:01.089	71.18	5.267	09:59:57.246
2 -	34.683	22.478	57.161	76.07	1.339	10:00:54.407
3 -	35.592	22.376	57.968	75.01	2.146	10:01:52.375
4 -	34.048	21.877	55.925 (3)	77.75	0.103	10:02:48.300
5 -	33.787	22.035	55.822 (1)	77.90		10:03:44.122
6 -	34.284	22.687	56.971	76.33	1.149	10:04:41.093
7 -	33.854	21.988	55.842 (2)	77.87	0.020	10:05:36.935
8 -	34.021	22.163	56.184	77.39	0.362	10:06:33.119

BMCRC-MRO Championships 2025 - Rnd 1 @ Brands Hatch Indy

Reactive Parts MRO Powerbikes inc Clubman 1000 & Retro 1000

QUALIFYING - SECTOR ANALYSIS



SECTOR 1 = FL to I1, SECTOR 2 = I1 to FL, DIFF = Difference To Personal Best Lap, P = Crossed Finish Line in Pit Lane, D = Time Disallowed

P33		115 RET		Tony KEILTY		Suzuki GSXR 1000 - Eat Your Heart Out	
IDEAL LAP TIME : 56.611		BEST LAP TIME : 56.611		DIFFERENCE : 0.000			
LAP	SECTOR 1	SECTOR 2	LAP TIME	MPH	DIFF	TIME OF DAY	
1 -	37.542	23.595	1:01.137	71.12	4.526	10:00:08.499	
2 -	35.803	22.952	58.755 (3)	74.01	2.144	10:01:07.254	
3 -	34.806	22.539	57.345 (2)	75.83	0.734	10:02:04.599	
4 -	34.223	22.388	56.611 (1)	76.81		10:03:01.210	

P34		66 C		Stephen HARVEY		Kawasaki ZX10 -	
IDEAL LAP TIME : 56.753		BEST LAP TIME : 57.025		DIFFERENCE : 0.272			
LAP	SECTOR 1	SECTOR 2	LAP TIME	MPH	DIFF	TIME OF DAY	
1 -	37.128	23.398	1:00.526	71.84	3.501	10:00:05.220	
2 -	35.124	22.862	57.986	74.99	0.961	10:01:03.206	
3 -	35.232	22.552	57.784	75.25	0.759	10:02:00.990	
4 -	34.982	22.378	57.360 (3)	75.81	0.335	10:02:58.350	
5 -	34.375	22.650	57.025 (1)	76.25		10:03:55.375	
6 -	34.679	22.801	57.480	75.65	0.455	10:04:52.855	
7 -	34.756	22.780	57.536	75.58	0.511	10:05:50.391	
8 -	34.751	22.512	57.263 (2)	75.94	0.238	10:06:47.654	
9 -	35.320	22.906	58.226	74.68	1.201	10:07:45.880	
10 -	35.965	22.909	58.874	73.86	1.849	10:08:44.754	

BMCRC-MRO Championships 2025 - Rnd 1 @ Brands Hatch Indy

Reactive Parts MRO Powerbikes inc Clubman 1000 & Retro 1000

QUALIFYING - BEST SECTORS

POS	SECTOR 1		SECTOR 2		IDEAL / BEST COMPARISON						
	NO	TIME	NO	TIME	POS	NO	NAME	IDEAL	BEST	DIFF	
								PERFECT LAP	49.562		
1	88	29.646	100	19.916	1	88	HALLIDAY	49.726	49.726	0.000	
2	10	29.759	3	20.074	2	10	DUNNING	49.835	49.835	0.000	
3	3	29.831	10	20.076	3	3	BURRILL	49.905	49.948	0.043	
4	100	30.114	88	20.080	4	100	CRANSTONE	50.030	50.078	0.048	
5	49	30.127	49	20.108	5	49	WALLINGTON	50.235	50.341	0.106	
6	71	30.228	187	20.141	6	71	HARDY	50.569	50.845	0.276	
7	188	30.295	71	20.341	7	187	CHAMBERLAIN	50.607	51.014	0.407	
8	187	30.466	33	20.365	8	188	KRAWIECKI	50.834	50.834	0.000	
9	33	30.593	997	20.460	9	33	BLACKFORD	50.958	51.136	0.178	
10	134	30.694	78	20.460	10	134	GILBERT	51.175	51.218	0.043	
11	179	30.758	134	20.481	11	78	THOMAS	51.294	51.455	0.161	
12	13	30.782	85	20.508	12	997	AUSTIN	51.333	51.452	0.119	
13	43	30.806	87	20.523	13	85	WOOD	51.345	51.345	0.000	
14	78	30.834	188	20.539	14	13	HASHMI	51.425	51.425	0.000	
15	85	30.837	17	20.581	15	43	WILLIAMS	51.450	51.783	0.333	
16	45	30.844	81	20.623	16	17	BAKER	51.471	51.607	0.136	
17	997	30.873	13	20.643	17	87	THOMPSON	51.552	51.553	0.001	
18	141	30.882	43	20.644	18	141	HUNTE	51.725	51.747	0.022	
19	17	30.890	70	20.648	19	45	MARSH	51.755	51.966	0.211	
20	87	31.029	14	20.741	20	70	PEARCE	51.798	51.798	0.000	
21	70	31.150	777	20.824	21	179	O'MARA	52.157	52.402	0.245	
22	184	31.211	141	20.843	22	81	HARTLE	52.164	52.362	0.198	
23	81	31.541	45	20.911	23	184	TWYFORD	52.302	52.334	0.032	
24	777	31.619	48	20.973	24	777	DAVEY	52.443	52.744	0.301	
25	48	31.663	184	21.091	25	48	COLLINS	52.636	52.676	0.040	
26	14	32.144	179	21.399	26	14	YIANNI	52.885	53.148	0.263	
27	84	32.270	84	21.576	27	84	DELLOW	53.846	53.891	0.045	
28	63	32.652	63	21.770	28	63	WREN	54.422	54.422	0.000	
29	910	33.101	274	21.877	29	910	GOWER	55.231	55.294	0.063	
30	274	33.787	910	22.130	30	274	LATIMER	55.664	55.822	0.158	
31	115	34.223	66	22.378	31	115	KEILTY	56.611	56.611	0.000	
32	66	34.375	115	22.388	32	66	HARVEY	56.753	57.025	0.272	
33					33	224	HEALEY		50.247		
34					34	23	PAES		54.420		

BMCRC-MRO Championships 2025 - Rnd 1 @ Brands Hatch Indy

Reactive Parts MRO Powerbikes inc Clubman 1000 & Retro 1000

QUALIFYING - STATISTICS

Competitors Started 34
Planned Start 2025-03-15 @ 09:52:00.000
Actual Start 2025-03-15 @ 09:58:19.818
Finish Time 2025-03-15 @ 10:08:25.372
Track Length 1.2079mi.
Total Laps 337
Total Distance Covered 407.0776mi.

Session Fastest Lap History

NO	CL	NAME	LAP TIME	TIME OF DAY	LAP	VEHICLE
88		Scott HALLIDAY	51.808	09:59:39.120	1	Suzuki GSXR 1000
88		Scott HALLIDAY	50.087	10:00:29.208	2	Suzuki GSXR 1000
88		Scott HALLIDAY	49.726	10:02:09.280	4	Suzuki GSXR 1000

Flag History

TYPE	TIME OF DAY
GREEN	09:58:19.818
FINISH	10:08:25.372

Flag Statistics

TYPE	COUNT	TOTAL LAPS	TOTAL TIME
Green	1	12	11:23.095
Red	0	0	0.000
Safety Car	0	0	0.000
FCY	0	0	0.000

BMCRC-MRO Championships 2025 - Rnd 1 @ Brands Hatch Indy

Reactive Parts MRO Powerbikes inc Clubman 1000 & Retro 1000

QUALIFYING - STATISTICS

CLASS :

13 Starters

Fastest Lap History

NO	NAME	LAP TIME	TIME OF DAY	LAP	VEHICLE
88	Scott HALLIDAY	51.808	09:59:39.120	1	Suzuki GSXR 1000
88	Scott HALLIDAY	50.087	10:00:29.208	2	Suzuki GSXR 1000
88	Scott HALLIDAY	49.726	10:02:09.280	4	Suzuki GSXR 1000

BMCRC-MRO Championships 2025 - Rnd 1 @ Brands Hatch Indy
Reactive Parts MRO Powerbikes inc Clubman 1000 & Retro 1000
QUALIFYING - STATISTICS

CLASS : C

16 Starters

Fastest Lap History

NO	NAME	LAP TIME	TIME OF DAY	LAP	VEHICLE
187	Dan CHAMBERLAIN	54.745	09:59:42.933	1	Suzuki GSXR
187	Dan CHAMBERLAIN	52.739	10:00:35.670	2	Suzuki GSXR
100	Sam CRANSTONE	51.923	10:00:44.340	2	Honda CBR1000RR FIRBELADE
187	Dan CHAMBERLAIN	51.414	10:01:27.085	3	Suzuki GSXR
187	Dan CHAMBERLAIN	51.142	10:02:18.227	4	Suzuki GSXR
187	Dan CHAMBERLAIN	51.014	10:03:09.243	5	Suzuki GSXR
100	Sam CRANSTONE	50.546	10:03:18.022	5	Honda CBR1000RR FIRBELADE
100	Sam CRANSTONE	50.123	10:04:58.853	7	Honda CBR1000RR FIRBELADE
100	Sam CRANSTONE	50.078	10:08:22.241	11	Honda CBR1000RR FIRBELADE

BMCRC-MRO Championships 2025 - Rnd 1 @ Brands Hatch Indy
Reactive Parts MRO Powerbikes inc Clubman 1000 & Retro 1000
QUALIFYING - STATISTICS

CLASS : RET

5 Starters

Fastest Lap History

NO	NAME	LAP TIME	TIME OF DAY	LAP	VEHICLE
274	Stewart LATIMER	1:01.089	09:59:57.253	1	Suzuki GSXR1000 RR
78	Jamie THOMAS	55.490	10:00:01.098	1	Suzuki GSXR 1000
78	Jamie THOMAS	55.277	10:00:56.376	2	Suzuki GSXR 1000
78	Jamie THOMAS	53.880	10:01:50.256	3	Suzuki GSXR 1000
78	Jamie THOMAS	53.060	10:02:43.319	4	Suzuki GSXR 1000
78	Jamie THOMAS	52.811	10:03:36.127	5	Suzuki GSXR 1000
78	Jamie THOMAS	52.279	10:04:28.409	6	Suzuki GSXR 1000
78	Jamie THOMAS	52.245	10:05:20.656	7	Suzuki GSXR 1000
78	Jamie THOMAS	51.493	10:06:12.149	8	Suzuki GSXR 1000
78	Jamie THOMAS	51.455	10:07:03.603	9	Suzuki GSXR 1000



BMCRC-MRO Championships 2025 - Rnd 1 @ Brands Hatch Indy

Reactive Parts MRO Powerbikes inc Clubman 1000 & Retro 1000

RACE 5 - GRID (9 Laps)

ROW 12	36		35	19	Tyler DONOVAN	34	66	Stephen HARVEY	57.025
ROW 11			33	115	Tony KEILTY	32	274	Stewart LATIMER	55.822
ROW 10	30	63	Matthew WREN	29	23	Jason PAES	28	84	Martyn DELLOW
ROW 9			27	14	Alex YIANNI	26	777	Adam DAVEY	52.744
ROW 8	24	179	James O'MARA	23	81	Dan HARTLE	22	184	David TWYFORD
ROW 7			21	45	Jake MARSH	20	70	Robert PEARCE	51.798
ROW 6	18	141	Ramone HUNTE	17	17	Philip BAKER	16	87	Karl THOMPSON
ROW 5			15	78	Jamie THOMAS	14	997	Michael AUSTIN	51.452
ROW 4	12	85	Ben WOOD	11	134	Donald GILBERT	10	33	Luke BLACKFORD
ROW 3			9	187	Dan CHAMBERLAIN	8	71	Maximus HARDY	50.845
ROW 2	6	49	Luke WALLINGTON	5	224	Lee HEALEY	4	100	Sam CRANSTONE
ROW 1			3	3	Jason BURRILL	2	10	Ross DUNNING	49.835
						1	88	Scott HALLIDAY	49.726
Pole									

These results are provisional until the conclusion of any judicial and technical matters.

Brands Hatch Indy: 1.2079 miles

Clerk Of Course:	Timekeeper:	<i>Craig Smith</i>	
------------------	-------------	--------------------	--

Results can be found at www.tsl-timing.com

Printed - 10:12 Saturday, 15 March 2025





BMCRC-MRO Championships 2025 - Rnd 1 @ Brands Hatch Indy

Reactive Parts MRO Powerbikes inc Clubman 1000 & Retro 1000

RACE 5 - CLASSIFICATION

Race Distance: 9 Laps / 10.87 miles

POS	NO	CL	PIC	NAME	ENTRY	LAPS	TIME	GAP	DIFF	MPH	BEST	ON	GRD	↑↓
1	100	C	1	Sam CRANSTONE	Honda CBR1000RR FIRBELADE - Fortis Racing	9	7:33.503			86.30	49.373	7	4	3
2	224		1	Lee HEALEY	Honda CBR1000RR - Staxson Ltd	9	7:35.462	1.959	1.959	85.92	49.101	7	5	3
3	10		2	Ross DUNNING	BMW 1000RR - Surrey Glazing	9	7:36.968	3.465	1.506	85.64	49.620	8	2	-1
4	49		3	Luke WALLINGTON	Honda FIREBLADE - Roxo Rodina Racing	9	7:38.710	5.207	1.742	85.32	49.385	7	6	2
5	3		4	Jason BURRILL	BMW M1000RR -	9	7:41.205	7.702	2.495	84.85	49.774	7	3	-2
6	188		5	Dawid KRAWIECKI	Yamaha R1 - Code Blue LTD & D A East Electrical	9	7:41.972	8.469	0.767	84.71	49.961	5	7	1
7	85	C	2	Ben WOOD	Yamaha R1 -	9	7:43.214	9.711	1.242	84.49	50.141	9	12	5
8	33	C	3	Luke BLACKFORD	Kawasaki ZX10RR - Trelisk motorcycles/Ameera groundwor	9	7:45.824	12.321	2.610	84.01	50.387	6	10	2
9	17		6	Philip BAKER	BMW S1000RR - Ashford Accident Repair Centre Ltd	9	7:46.065	12.562	0.241	83.97	50.585	6	17	8
10	997		7	Michael AUSTIN	Suzuki GSXR1000 - Mpa screeds	9	7:49.891	16.388	3.826	83.29	50.882	4	14	4
11	71*		8	Maximus HARDY	Ducati - Dad	9	7:50.664	17.161	0.773	83.15	49.961	7	8	-3
12	141		9	Ramone HUNTE	Kawasaki ZX10R - my wallet.com	9	7:51.870	18.367	1.206	82.94	51.110	5	18	6
13	78	RET	1	Jamie THOMAS	Suzuki GSXR 1000 - Team RubyRacing	9	7:52.047	18.544	0.177	82.90	50.963	5	15	2
14	45		10	Jake MARSH	Honda CBR1000RR FIRBELADE - RD Racing	9	7:52.277	18.774	0.230	82.86	50.932	4	21	7
15	87	C	4	Karl THOMPSON	Yamaha R1 - #Teamrace	9	7:54.458	20.955	2.181	82.48	50.690	7	16	1
16	19	RET	2	Tyler DONOVAN	- Tinder Corp	9	7:57.332	23.829	2.874	81.99	50.938	7	35	19
17	179	C	5	James O'MARA	- BRP Machining Ltd - Alton Compressor Serviss	9	7:59.723	26.220	2.391	81.58	51.279	7	24	7
18	14	C	6	Alex YIANNI	BMW S1000 RR - Airpack 2000 Racing/Almig Compressors	9	8:01.114	27.611	1.391	81.34	51.242	8	27	9
19	43	C	7	David WILLIAMS	Yamaha R1 -	9	8:05.059	31.556	3.945	80.68	51.798	8	19	0
20	84	C	8	Martyn DELLOW	Suzuki GSXR1000 - Kirdford Shotblasting	9	8:07.432	33.929	2.373	80.29	52.666	2	28	8
21	81	C	9	Dan HARTLE	Yamaha R1 2CR - #Teamrace	9	8:07.564	34.061	0.132	80.27	52.580	5	23	2
22	48	C	10	Aaron COLLINS	BMW S1000RR - Precision installations	9	8:14.119	40.616	6.555	79.20	52.771	7	25	3
23	910	C	11	Harry GOWER	BMW S1000RR - RG Racing	9	8:14.302	40.799	0.183	79.17	52.722	7	31	8
24	63	RET	3	Matthew WREN	Suzuki GSXR1000 - TBR performance	9	8:14.353	40.850	0.051	79.16	52.627	7	30	6
25	777		11	Adam DAVEY	BMW S1000RR - Cayman convertible roof repairs	9	8:15.263	41.760	0.910	79.02	52.520	9	26	1
26	23	C	12	Jason PAES	Aprilia RSV4 - J&R Electrical Ltd	9	8:24.603	51.100	9.340	77.56	53.777	7	29	3
27	274	RET	4	Stewart LATIMER	Suzuki GSXR1000 RR - Fat Bloke Racing RR	8	7:36.106	1 Lap	1 Lap	76.27	54.573	7	32	5
28	66	C	13	Stephen HARVEY	Kawasaki ZX10 -	8	7:41.983	1 Lap	5.877	75.30	55.939	5	34	6

NOT CLASSIFIED

DNF	47			Daryl DANCE	YAMAHA YZF R1 - 2 brothers scaffolding	8	7:00.269	1 Lap		82.77	51.060	4		
DNF	88			Scott HALLIDAY	Suzuki GSXR 1000 - Performance fitness gym	7	5:53.506	2 Laps	1 Lap	86.10	49.382	7	1	
DNF	70	C		Robert PEARCE	Aprilia RSV4 1000 - Paintworx Body Repair	7	6:07.312	2 Laps	13.806	82.87	50.746	4	20	
DNF	134			Donald GILBERT	Suzuki GSXR1000 - S and N tyres	5	4:41.981	4 Laps	2 Laps	77.10	52.226	5	11	
DNF	115	RET		Tony KEILTY	Suzuki GSXR 1000 - Eat Your Heart Out	5	4:44.147	4 Laps	2.166	76.52	54.142	3	33	
DNF	187	C		Dan CHAMBERLAIN	Suzuki GSXR - may construction/peter baker M/C's	0								9

FASTEST LAP

224				Lee HEALEY	Honda CBR1000RR - Staxson Ltd	7	49.101			88.56 mph			142.53 kph	
100	C			Sam CRANSTONE	Honda CBR1000RR FIRBELADE - Fortis Racing	7	49.373			88.07 mph			141.74 kph	
19	RET			Tyler DONOVAN	- Tinder Corp	7	50.938			85.37 mph			137.39 kph	

No. 71 - 10 second penalty - yellow flag infringement

Class C - 92.5% of Race Speed = 79.82 mph

Class - 92.5% of Race Speed = 79.47 mph

Class RET - 92.5% of Race Speed = 76.68 mph

Weather / Track : Cloudy / Dry

These results are provisional until the conclusion of any judicial and technical matters.

Date: 15/03/2025 Start: 14:31 Finish: 14:39

Brands Hatch Indy: 1.2079 miles

Clerk Of Course:

Timekeeper:

Craig Smith



Results can be found at www.tsl-timing.com

Printed - 14:43 Saturday, 15 March 2025



BMCRC-MRO Championships 2025 - Rnd 1 @ Brands Hatch Indy

Reactive Parts MRO Powerbikes inc Clubman 1000 & Retro 1000

RACE 5 - LAP CHART

LAP 1 @ 14:32:34.204				LAP 3 @ 14:34:14.021				LAP 5 @ 14:35:53.503				LAP 7 @ 14:37:32.475				LAP 9 @ 14:39:12.472			
NO	BEHIND	LAP TIME		NO	BEHIND	LAP TIME		NO	BEHIND	LAP TIME		NO	BEHIND	LAP TIME		NO	BEHIND	LAP TIME	
88		55.235		88		49.727		88		49.641		88		49.382		100		49.635	
100	0.577	55.812		100	0.513	49.665		100	0.265	49.611		100	0.257	49.373		224	1.959	49.730	
188	0.960	56.195		188	1.887	50.225		10	2.691	49.787		224	2.743	49.101		274	1 Lap	55.938	
10	1.232	56.467		10	2.233	49.946		188	3.169	49.961		224	2.743	49.101		10	3.465	50.380	
71	1.553	56.788		224	2.399	49.695		224	3.297	49.884		10	3.462	49.889		49	5.207	49.652	
49	2.548	57.783		71	3.212	50.581		71	4.179	50.275		188	4.410	49.998		71	7.161	51.309	
3	2.810	58.045		49	3.732	50.443		49	4.285	50.209		49	4.505	49.385		3	7.702	51.613	
85	3.420	58.655		3	4.722	50.216		3	5.144	49.939		71	5.142	49.961		188	8.469	52.828	
17	3.579	58.814		85	5.855	51.016		85	7.068	50.388		10	5.142	49.961		66	1 Lap	56.704	
70	3.929	59.164		17	6.375	51.066		17	8.374	50.592		85	8.981	50.462		85	9.711	50.141	
47	4.017	59.252		47	6.661	51.124		47	9.823	51.584		33	10.584	50.388		33	12.321	50.741	
33	4.474	59.709		33	7.174	50.810		70	9.908	51.167		17	10.979	50.992		17	12.562	50.621	
997	4.773	1:00.008		70	7.477	51.460		997	10.182	51.037		47	13.717	51.659		997	16.388	51.602	
141	5.230	1:00.465		997	7.745	51.028		141	11.665	51.110		70	13.806	51.635		141	18.367	51.504	
78	5.728	1:00.963		141	8.708	51.445		78	11.948	50.963		997	13.857	51.177		78	18.544	51.171	
45	6.081	1:01.316		78	8.983	51.013		45	12.227	51.193		141	15.144	51.202		45	18.774	51.202	
84	6.252	1:01.487		45	9.584	51.176		87	12.227	51.193		78	15.355	51.083		87	20.955	51.049	
179	6.631	1:01.866		84	12.427	53.326		17	12.227	51.193		45	15.420	51.036		19	23.829	51.801	
87	6.823	1:02.058		87	12.471	52.488		48	12.227	51.193		87	18.946	50.690		179	26.220	52.590	
81	7.682	1:02.917		179	12.711	52.530		997	12.195	51.550		19	20.952	50.938		14	27.611	51.750	
43	9.033	1:04.268		19	13.356	51.470		179	17.602	52.043		179	21.905	51.279		43	31.556	51.947	
19	9.099	1:04.334		14	15.018	51.997		19	17.815	51.261		14	24.616	51.478		84	33.929	53.117	
48	9.683	1:04.918		81	15.083	53.264		14	20.165	52.938		84	27.781	52.961		81	34.061	53.162	
14	9.965	1:05.200		43	16.052	53.101		84	20.237	53.449		43	27.808	53.009		48	40.616	53.612	
63	10.171	1:05.406		48	19.458	53.905		43	20.441	52.039		81	28.218	52.953		910	40.799	53.602	
910	10.399	1:05.634		81	19.458	53.905		81	21.617	52.580		48	33.724	52.771		63	40.850	53.435	
115	10.492	1:05.727		910	19.749	53.854		48	26.644	53.151		910	33.935	52.722		777	41.760	52.520	
777	11.110	1:06.345		63	20.075	54.722		910	26.873	53.038		63	34.049	52.627		23	51.100	54.571	
23	11.650	1:06.885		115	20.344	54.142		19	26.873	53.038		777	35.932	52.677					
66	11.899	1:07.134		777	20.768	54.260		19	26.873	53.038		274	46.662	54.573					
274	12.273	1:07.508		134	21.611	52.747		19	26.873	53.038									
134	13.166	1:08.401		23	23.781	54.986		84	20.237	53.449									
				274	25.319	56.446		43	20.441	52.039									
				66	25.410	56.844		81	21.617	52.580									
								48	26.644	53.151									
								910	26.873	53.038									
								63	27.338	53.011									
								134	27.447	52.226									
								777	28.664	53.483									
								115	29.613	54.550									
								23	32.968	54.094									
								274	35.372	54.651									
								66	38.321	55.939									

BMCRC-MRO Championships 2025 - Rnd 1 @ Brands Hatch Indy

Reactive Parts MRO Powerbikes inc Clubman 1000 & Retro 1000

RACE 5 - POSITION CHART

No	Name	Lap Pos											
			1	2	3	4	5	6	7	8	9	10	
88	HALLIDAY	1	88	88	88	88	88	88	88	88	88	100	100
10	DUNNING	2	100	100	100	100	100	100	100	100	100	224	224
3	BURRILL	3	188	188	188	10	10	10	10	224	10	10	
100	CRANSTONE	4	10	10	10	188	188	224	10	49	49		
224	HEALEY	5	71	71	224	224	224	188	188	188	71		
49	WALLINGTON	6	224	224	71	71	71	49	49	71	3		
188	KRAWIECKI	7	49	49	49	49	49	71	71	3	188		
71	HARDY	8	3	3	3	3	3	3	3	85	85		
187	CHAMBERLAIN	9	85	85	85	85	85	85	85	33	33		
33	BLACKFORD	10	17	17	17	17	17	17	33	17	17		
134	GILBERT	11	70	47	47	47	33	33	17	997	997		
85	WOOD	12	47	70	33	33	47	47	47	47	141		
997	AUSTIN	13	33	33	70	70	70	70	70	141	78		
78	THOMAS	14	997	997	997	997	997	997	997	78	45		
87	THOMPSON	15	141	141	141	141	141	141	141	45	87		
17	BAKER	16	78	78	78	78	78	78	78	87	19		
141	HUNTE	17	45	45	45	45	45	45	45	19	179		
43	WILLIAMS	18	84	84	84	87	87	87	87	179	14		
70	PEARCE	19	179	87	87	179	179	19	19	14	43		
45	MARSH	20	87	179	179	19	19	179	179	43	84		
81	HARTLE	21	81	81	19	84	14	14	14	84	81		
179	O'MARA	22	43	19	14	14	84	43	84	81	48		
48	COLLINS	23	19	43	81	43	43	84	43	48	910		
777	DAVEY	24	48	14	43	81	81	81	81	910	63		
14	YIANNI	25	14	63	48	48	48	48	48	63	777		
84	DELLOW	26	63	48	910	910	910	910	910	777	23		
23	PAES	27	910	910	63	63	63	63	63	23			
63	WREN	28	115	115	115	115	134	777	777	274			
910	GOWER	29	777	777	777	777	777	23	23	66			
274	LATIMER	30	23	66	134	134	115	274	274				
115	KEILTY	31	66	23	23	23	23	66	66				
66	HARVEY	32	274	134	274	274	274						
19	DONOVAN	33	134	274	66	66	66						
47	DANCE	34											

BMCRC-MRO Championships 2025 - Rnd 1 @ Brands Hatch Indy

Reactive Parts MRO Powerbikes inc Clubman 1000 & Retro 1000

RACE 5 - SECTOR ANALYSIS



SECTOR 1 = FL to I1, SECTOR 2 = I1 to FL, DIFF = Difference To Personal Best Lap, P = Crossed Finish Line in Pit Lane, D = Time Disallowed

P1 100 C		Sam CRANSTONE		Honda CBR1000RR FIRBELADE - Fortis Racing			
IDEAL LAP TIME : 49.317		BEST LAP TIME : 49.373		DIFFERENCE : 0.056			
LAP	SECTOR 1	SECTOR 2	LAP TIME	MPH	DIFF	TIME OF DAY	
1 -		20.360	55.812	77.91	6.439	14:32:34.781	
2 -	30.109	19.979	50.088	86.81	0.715	14:33:24.869	
3 -	29.820	19.845	49.665	87.55	0.292	14:34:14.534	
4 -	29.833	19.790	49.623	87.63	0.250	14:35:04.157	
5 -	29.772	19.839	49.611 (3)	87.65	0.238	14:35:53.768	
6 -	29.735	19.856	49.591 (2)	87.68	0.218	14:36:43.359	
7 -	29.527	19.846	49.373 (1)	88.07		14:37:32.732	
8 -	29.608	20.497	50.105	86.78	0.732	14:38:22.837	
9 -	29.794	19.841	49.635	87.61	0.262	14:39:12.472	

P2 224		Lee HEALEY		Honda CBR1000RR - Staxson Ltd			
IDEAL LAP TIME : 49.098		BEST LAP TIME : 49.101		DIFFERENCE : 0.003			
LAP	SECTOR 1	SECTOR 2	LAP TIME	MPH	DIFF	TIME OF DAY	
1 -		20.646	56.858	76.48	7.757	14:32:35.827	
2 -	30.477	20.421	50.898	85.43	1.797	14:33:26.725	
3 -	29.843	19.852	49.695	87.50	0.594	14:34:16.420	
4 -	30.000	20.496	50.496	86.11	1.395	14:35:06.916	
5 -	29.974	19.910	49.884	87.17	0.783	14:35:56.800	
6 -	29.349	19.968	49.317 (2)	88.17	0.216	14:36:46.117	
7 -	29.352	19.749	49.101 (1)	88.56		14:37:35.218	
8 -	29.619	19.864	49.483 (3)	87.88	0.382	14:38:24.701	
9 -	29.571	20.159	49.730	87.44	0.629	14:39:14.431	

P3 10		Ross DUNNING		BMW 1000RR - Surrey Glazing			
IDEAL LAP TIME : 49.620		BEST LAP TIME : 49.620		DIFFERENCE : 0.000			
LAP	SECTOR 1	SECTOR 2	LAP TIME	MPH	DIFF	TIME OF DAY	
1 -		20.418	56.467	77.01	6.847	14:32:35.436	
2 -	30.244	20.628	50.872	85.48	1.252	14:33:26.308	
3 -	29.943	20.003	49.946	87.06	0.326	14:34:16.254	
4 -	29.901	20.252	50.153	86.70	0.533	14:35:06.407	
5 -	29.736	20.051	49.787 (2)	87.34	0.167	14:35:56.194	
6 -	29.665	20.189	49.854 (3)	87.22	0.234	14:36:46.048	
7 -	29.847	20.042	49.889	87.16	0.269	14:37:35.937	
8 -	29.646	19.974	49.620 (1)	87.63		14:38:25.557	
9 -	30.090	20.290	50.380	86.31	0.760	14:39:15.937	

P4 49		Luke WALLINGTON		Honda FIREBLADE - Roxo Rodina Racing			
IDEAL LAP TIME : 49.346		BEST LAP TIME : 49.385		DIFFERENCE : 0.039			
LAP	SECTOR 1	SECTOR 2	LAP TIME	MPH	DIFF	TIME OF DAY	
1 -		20.383	57.783	75.25	8.398	14:32:36.752	
2 -	30.354	20.204	50.558	86.01	1.173	14:33:27.310	
3 -	30.407	20.036	50.443	86.20	1.058	14:34:17.753	
4 -	29.850	19.976	49.826	87.27	0.441	14:35:07.579	
5 -	30.161	20.048	50.209	86.61	0.824	14:35:57.788	
6 -	29.815	19.992	49.807 (3)	87.30	0.422	14:36:47.595	
7 -	29.485	19.900	49.385 (1)	88.05		14:37:36.980	
8 -	30.496	20.551	51.047	85.18	1.662	14:38:28.027	
9 -	29.791	19.861	49.652 (2)	87.58	0.267	14:39:17.679	

BMCRC-MRO Championships 2025 - Rnd 1 @ Brands Hatch Indy

Reactive Parts MRO Powerbikes inc Clubman 1000 & Retro 1000

RACE 5 - SECTOR ANALYSIS



SECTOR 1 = FL to I1, SECTOR 2 = I1 to FL, DIFF = Difference To Personal Best Lap, P = Crossed Finish Line in Pit Lane, D = Time Disallowed

P5		3		Jason BURRILL		BMW M1000RR -	
IDEAL LAP TIME : 49.774		BEST LAP TIME : 49.774		DIFFERENCE : 0.000			
LAP	SECTOR 1	SECTOR 2	LAP TIME	MPH	DIFF	TIME OF DAY	
1 -		20.470	58.045	74.91	8.271	14:32:37.014	
2 -	31.245	20.268	51.513	84.41	1.739	14:33:28.527	
3 -	30.283	19.933	50.216	86.59	0.442	14:34:18.743	
4 -	29.965	20.000	49.965	87.03	0.191	14:35:08.708	
5 -	29.975	19.964	49.939 (3)	87.07	0.165	14:35:58.647	
6 -	29.925	20.009	49.934 (2)	87.08	0.160	14:36:48.581	
7 -	29.904	19.870	49.774 (1)	87.36		14:37:38.355	
8 -	29.992	20.214	50.206	86.61	0.432	14:38:28.561	
9 -	30.967	20.646	51.613	84.25	1.839	14:39:20.174	

P6		188		Dawid KRAWIECKI		Yamaha R1 - Code Blue LTD & D A East Electrical	
IDEAL LAP TIME : 49.850		BEST LAP TIME : 49.961		DIFFERENCE : 0.111			
LAP	SECTOR 1	SECTOR 2	LAP TIME	MPH	DIFF	TIME OF DAY	
1 -		20.627	56.195	77.38	6.234	14:32:35.164	
2 -	30.287	20.232	50.519	86.07	0.558	14:33:25.683	
3 -	30.076	20.149	50.225	86.58	0.264	14:34:15.908	
4 -	30.337	20.466	50.803	85.59	0.842	14:35:06.711	
5 -	29.760	20.201	49.961 (1)	87.03		14:35:56.672	
6 -	30.077	20.138	50.215 (3)	86.59	0.254	14:36:46.887	
7 -	29.712	20.286	49.998 (2)	86.97	0.037	14:37:36.885	
8 -	30.478	20.750	51.228	84.88	1.267	14:38:28.113	
9 -	31.906	20.922	52.828	82.31	2.867	14:39:20.941	

P7		85 C		Ben WOOD		Yamaha R1 -	
IDEAL LAP TIME : 50.077		BEST LAP TIME : 50.141		DIFFERENCE : 0.064			
LAP	SECTOR 1	SECTOR 2	LAP TIME	MPH	DIFF	TIME OF DAY	
1 -		20.813	58.655	74.13	8.514	14:32:37.624	
2 -	30.884	20.352	51.236	84.87	1.095	14:33:28.860	
3 -	30.836	20.180	51.016	85.24	0.875	14:34:19.876	
4 -	30.088	20.219	50.307 (2)	86.44	0.166	14:35:10.183	
5 -	30.316	20.072	50.388 (3)	86.30	0.247	14:36:00.571	
6 -	30.291	20.132	50.423	86.24	0.282	14:36:50.994	
7 -	30.263	20.199	50.462	86.17	0.321	14:37:41.456	
8 -	30.203	20.383	50.586	85.96	0.445	14:38:32.042	
9 -	30.152	19.989	50.141 (1)	86.72		14:39:22.183	

P8		33 C		Luke BLACKFORD		Kawasaki ZX10RR - Trelisk motorcycles/Ameera groundwork	
IDEAL LAP TIME : 50.231		BEST LAP TIME : 50.387		DIFFERENCE : 0.156			
LAP	SECTOR 1	SECTOR 2	LAP TIME	MPH	DIFF	TIME OF DAY	
1 -		21.003	59.709	72.82	9.322	14:32:38.678	
2 -	31.031	20.676	51.707	84.10	1.320	14:33:30.385	
3 -	30.300	20.510	50.810	85.58	0.423	14:34:21.195	
4 -	30.450	20.203	50.653	85.85	0.266	14:35:11.848	
5 -	30.266	20.170	50.436 (3)	86.22	0.049	14:36:02.284	
6 -	30.186	20.201	50.387 (1)	86.30		14:36:52.671	
7 -	30.061	20.327	50.388 (2)	86.30	0.001	14:37:43.059	
8 -	30.443	20.550	50.993	85.27	0.606	14:38:34.052	
9 -	30.393	20.348	50.741	85.70	0.354	14:39:24.793	

BMCRC-MRO Championships 2025 - Rnd 1 @ Brands Hatch Indy

Reactive Parts MRO Powerbikes inc Clubman 1000 & Retro 1000

RACE 5 - SECTOR ANALYSIS



SECTOR 1 = FL to I1, SECTOR 2 = I1 to FL, DIFF = Difference To Personal Best Lap, P = Crossed Finish Line in Pit Lane, D = Time Disallowed

P9 17 Philip BAKER		BMW S1000RR - Ashford Accident Repair Centre Ltd				
IDEAL LAP TIME : 50.432		BEST LAP TIME : 50.585		DIFFERENCE : 0.153		
LAP	SECTOR 1	SECTOR 2	LAP TIME	MPH	DIFF	TIME OF DAY
1 -		20.828	58.814	73.93	8.229	14:32:37.783
2 -	31.163	20.384	51.547	84.36	0.962	14:33:29.330
3 -	30.828	20.238	51.066	85.15	0.481	14:34:20.396
4 -	30.640	20.249	50.889	85.45	0.304	14:35:11.285
5 -	30.322	20.270	50.592 (2)	85.95	0.007	14:36:01.877
6 -	30.271	20.314	50.585 (1)	85.96		14:36:52.462
7 -	30.747	20.245	50.992	85.28	0.407	14:37:43.454
8 -	30.640	20.319	50.959	85.33	0.374	14:38:34.413
9 -	30.460	20.161	50.621 (3)	85.90	0.036	14:39:25.034

P10 997 Michael AUSTIN		Suzuki GSXR1000 - Mpa screeds				
IDEAL LAP TIME : 50.543		BEST LAP TIME : 50.882		DIFFERENCE : 0.339		
LAP	SECTOR 1	SECTOR 2	LAP TIME	MPH	DIFF	TIME OF DAY
1 -		21.324	1:00.008	72.46	9.126	14:32:38.977
2 -	31.135	20.626	51.761	84.01	0.879	14:33:30.738
3 -	30.790	20.238	51.028 (3)	85.21	0.146	14:34:21.766
4 -	30.583	20.299	50.882 (1)	85.46		14:35:12.648
5 -	30.860	20.177	51.037	85.20	0.155	14:36:03.685
6 -	30.951	20.519	51.470	84.48	0.588	14:36:55.155
7 -	30.742	20.435	51.177	84.97	0.295	14:37:46.332
8 -	30.366	20.560	50.926 (2)	85.39	0.044	14:38:37.258
9 -	30.866	20.736	51.602	84.27	0.720	14:39:28.860

P11 71 Maximus HARDY		Ducati - Dad				
IDEAL LAP TIME : 49.799		BEST LAP TIME : 49.961		DIFFERENCE : 0.162		
LAP	SECTOR 1	SECTOR 2	LAP TIME	MPH	DIFF	TIME OF DAY
1 -		20.592	56.788	76.57	6.827	14:32:35.757
2 -	30.185	20.710	50.895	85.44	0.934	14:33:26.652
3 -	30.247	20.334	50.581	85.97	0.620	14:34:17.233
4 -	29.905	20.269	50.174 (3)	86.67	0.213	14:35:07.407
5 -	29.986	20.289	50.275	86.49	0.314	14:35:57.682
6 -	29.694	20.280	49.974 (2)	87.01	0.013	14:36:47.656
7 -	29.856	20.105	49.961 (1)	87.03		14:37:37.617
8 -	30.140	20.567	50.707	85.75	0.746	14:38:28.324
9 -	30.555	20.754	51.309	84.75	1.348	14:39:19.633

P12 141 Ramone HUNTE		Kawasaki ZX10R - my wallet.com				
IDEAL LAP TIME : 51.096		BEST LAP TIME : 51.110		DIFFERENCE : 0.014		
LAP	SECTOR 1	SECTOR 2	LAP TIME	MPH	DIFF	TIME OF DAY
1 -		21.268	1:00.465	71.91	9.355	14:32:39.434
2 -	31.010	20.840	51.850	83.86	0.740	14:33:31.284
3 -	30.710	20.735	51.445	84.52	0.335	14:34:22.729
4 -	30.673	20.656	51.329	84.72	0.219	14:35:14.058
5 -	30.591	20.519	51.110 (1)	85.08		14:36:05.168
6 -	30.598	20.651	51.249 (3)	84.85	0.139	14:36:56.417
7 -	30.597	20.605	51.202 (2)	84.93	0.092	14:37:47.619
8 -	30.577	21.139	51.716	84.08	0.606	14:38:39.335
9 -	30.688	20.816	51.504	84.43	0.394	14:39:30.839

BMCRC-MRO Championships 2025 - Rnd 1 @ Brands Hatch Indy

Reactive Parts MRO Powerbikes inc Clubman 1000 & Retro 1000

RACE 5 - SECTOR ANALYSIS



SECTOR 1 = FL to I1, SECTOR 2 = I1 to FL, DIFF = Difference To Personal Best Lap, P = Crossed Finish Line in Pit Lane, D = Time Disallowed

P13 78 RET		Jamie THOMAS		Suzuki GSXR 1000 - Team RubyRacing		
IDEAL LAP TIME : 50.835		BEST LAP TIME : 50.963		DIFFERENCE : 0.128		
LAP	SECTOR 1	SECTOR 2	LAP TIME	MPH	DIFF	TIME OF DAY
1 -		21.792	1:00.963	71.33	10.000	14:32:39.932
2 -	31.517	20.542	52.059	83.53	1.096	14:33:31.991
3 -	30.573	20.440	51.013 (2)	85.24	0.050	14:34:23.004
4 -	30.984	20.500	51.484	84.46	0.521	14:35:14.488
5 -	30.701	20.262	50.963 (1)	85.32		14:36:05.451
6 -	30.764	20.532	51.296	84.77	0.333	14:36:56.747
7 -	30.757	20.326	51.083 (3)	85.12	0.120	14:37:47.830
8 -	31.359	20.656	52.015	83.60	1.052	14:38:39.845
9 -	30.850	20.321	51.171	84.98	0.208	14:39:31.016

P14 45		Jake MARSH		Honda CBR1000RR FIRBELADE - RD Racing		
IDEAL LAP TIME : 50.788		BEST LAP TIME : 50.932		DIFFERENCE : 0.144		
LAP	SECTOR 1	SECTOR 2	LAP TIME	MPH	DIFF	TIME OF DAY
1 -		21.979	1:01.316	70.92	10.384	14:32:40.285
2 -	31.328	20.816	52.144	83.39	1.212	14:33:32.429
3 -	30.794	20.382	51.176	84.97	0.244	14:34:23.605
4 -	30.608	20.324	50.932 (1)	85.38		14:35:14.537
5 -	30.904	20.289	51.193	84.94	0.261	14:36:05.730
6 -	30.751	20.378	51.129 (3)	85.05	0.197	14:36:56.859
7 -	30.856	20.180	51.036 (2)	85.20	0.104	14:37:47.895
8 -	31.455	20.694	52.149	83.38	1.217	14:38:40.044
9 -	30.988	20.214	51.202	84.93	0.270	14:39:31.246

P15 87 C		Karl THOMPSON		Yamaha R1 - #Teamrace		
IDEAL LAP TIME : 50.656		BEST LAP TIME : 50.690		DIFFERENCE : 0.034		
LAP	SECTOR 1	SECTOR 2	LAP TIME	MPH	DIFF	TIME OF DAY
1 -		22.239	1:02.058	70.07	11.368	14:32:41.027
2 -	31.807	21.170	52.977	82.08	2.287	14:33:34.004
3 -	31.181	21.307	52.488	82.84	1.798	14:34:26.492
4 -	31.024	20.632	51.656	84.18	0.966	14:35:18.148
5 -	30.963	20.587	51.550	84.35	0.860	14:36:09.698
6 -	30.693	20.340	51.033 (3)	85.21	0.343	14:37:00.731
7 -	30.373	20.317	50.690 (1)	85.78		14:37:51.421
8 -	30.442	20.515	50.957 (2)	85.33	0.267	14:38:42.378
9 -	30.766	20.283	51.049	85.18	0.359	14:39:33.427

P16 19 RET		Tyler DONOVAN		- Tinder Corp		
IDEAL LAP TIME : 50.898		BEST LAP TIME : 50.938		DIFFERENCE : 0.040		
LAP	SECTOR 1	SECTOR 2	LAP TIME	MPH	DIFF	TIME OF DAY
1 -		22.598	1:04.334	67.59	13.396	14:32:43.303
2 -	31.520	21.084	52.604	82.66	1.666	14:33:35.907
3 -	30.725	20.745	51.470	84.48	0.532	14:34:27.377
4 -	31.561	21.119	52.680	82.54	1.742	14:35:20.057
5 -	30.577	20.684	51.261	84.83	0.323	14:36:11.318
6 -	30.642	20.529	51.171 (3)	84.98	0.233	14:37:02.489
7 -	30.451	20.487	50.938 (1)	85.37		14:37:53.427
8 -	30.411	20.662	51.073 (2)	85.14	0.135	14:38:44.500
9 -	31.036	20.765	51.801	83.94	0.863	14:39:36.301

BMCRC-MRO Championships 2025 - Rnd 1 @ Brands Hatch Indy

Reactive Parts MRO Powerbikes inc Clubman 1000 & Retro 1000

RACE 5 - SECTOR ANALYSIS



SECTOR 1 = FL to I1, SECTOR 2 = I1 to FL, DIFF = Difference To Personal Best Lap, P = Crossed Finish Line in Pit Lane, D = Time Disallowed

P17 179 C		James O'MARA		- BRP Machining Ltd - Alton Compressor Services			
IDEAL LAP TIME : 51.209		BEST LAP TIME : 51.279		DIFFERENCE : 0.070			
LAP	SECTOR 1	SECTOR 2	LAP TIME	MPH	DIFF	TIME OF DAY	
1 -		21.777	1:01.866	70.29	10.587	14:32:40.835	
2 -	31.828	21.539	53.367	81.48	2.088	14:33:34.202	
3 -	31.417	21.113	52.530	82.78	1.251	14:34:26.732	
4 -	31.101	21.229	52.330	83.09	1.051	14:35:19.062	
5 -	30.916	21.127	52.043	83.55	0.764	14:36:11.105	
6 -	31.166	20.830	51.996 (3)	83.63	0.717	14:37:03.101	
7 -	30.379	20.900	51.279 (1)	84.80		14:37:54.380	
8 -	30.586	21.136	51.722 (2)	84.07	0.443	14:38:46.102	
9 -	30.874	21.716	52.590	82.68	1.311	14:39:38.692	

P18 14 C		Alex YIANNI		BMW S1000 RR - Airpack 2000 Racing/Almig Compressors			
IDEAL LAP TIME : 51.199		BEST LAP TIME : 51.242		DIFFERENCE : 0.043			
LAP	SECTOR 1	SECTOR 2	LAP TIME	MPH	DIFF	TIME OF DAY	
1 -		23.073	1:05.200	66.69	13.958	14:32:44.169	
2 -	31.902	20.971	52.873	82.24	1.631	14:33:37.042	
3 -	31.544	20.453	51.997	83.63	0.755	14:34:29.039	
4 -	31.108	20.583	51.691 (3)	84.12	0.449	14:35:20.730	
5 -	31.473	21.465	52.938	82.14	1.696	14:36:13.668	
6 -	31.535	20.410	51.945	83.71	0.703	14:37:05.613	
7 -	31.177	20.301	51.478 (2)	84.47	0.236	14:37:57.091	
8 -	30.898	20.344	51.242 (1)	84.86		14:38:48.333	
9 -	31.348	20.402	51.750	84.03	0.508	14:39:40.083	

P19 43 C		David WILLIAMS		Yamaha R1 -			
IDEAL LAP TIME : 51.452		BEST LAP TIME : 51.798		DIFFERENCE : 0.346			
LAP	SECTOR 1	SECTOR 2	LAP TIME	MPH	DIFF	TIME OF DAY	
1 -		23.172	1:04.268	67.66	12.470	14:32:43.237	
2 -	32.490	21.245	53.735	80.92	1.937	14:33:36.972	
3 -	32.013	21.088	53.101	81.89	1.303	14:34:30.073	
4 -	30.934	20.898	51.832 (2)	83.89	0.034	14:35:21.905	
5 -	30.691	21.348	52.039	83.56	0.241	14:36:13.944	
6 -	32.113	21.217	53.330	81.54	1.532	14:37:07.274	
7 -	31.530	21.479	53.009	82.03	1.211	14:38:00.283	
8 -	30.554	21.244	51.798 (1)	83.95		14:38:52.081	
9 -	30.739	21.208	51.947 (3)	83.71	0.149	14:39:44.028	

P20 84 C		Martyn DELLOW		Suzuki GSXR1000 - Kirdford Shotblasting			
IDEAL LAP TIME : 52.396		BEST LAP TIME : 52.666		DIFFERENCE : 0.270			
LAP	SECTOR 1	SECTOR 2	LAP TIME	MPH	DIFF	TIME OF DAY	
1 -		21.689	1:01.487	70.72	8.821	14:32:40.456	
2 -	31.547	21.119	52.666 (1)	82.56		14:33:33.122	
3 -	31.776	21.550	53.326	81.54	0.660	14:34:26.448	
4 -	32.223	21.620	53.843	80.76	1.177	14:35:20.291	
5 -	31.782	21.667	53.449	81.35	0.783	14:36:13.740	
6 -	32.121	21.434	53.555	81.19	0.889	14:37:07.295	
7 -	31.277	21.684	52.961 (2)	82.10	0.295	14:38:00.256	
8 -	31.519	21.509	53.028 (3)	82.00	0.362	14:38:53.284	
9 -	31.642	21.475	53.117	81.86	0.451	14:39:46.401	

BMCRC-MRO Championships 2025 - Rnd 1 @ Brands Hatch Indy

Reactive Parts MRO Powerbikes inc Clubman 1000 & Retro 1000

RACE 5 - SECTOR ANALYSIS



SECTOR 1 = FL to I1, SECTOR 2 = I1 to FL, DIFF = Difference To Personal Best Lap, P = Crossed Finish Line in Pit Lane, D = Time Disallowed

P21 81 C		Dan HARTLE		Yamaha R1 2CR - #Teamrace			
IDEAL LAP TIME : 52.328		BEST LAP TIME : 52.580		DIFFERENCE : 0.252			
LAP	SECTOR 1	SECTOR 2	LAP TIME	MPH	DIFF	TIME OF DAY	
1 -		22.210	1:02.917	69.11	10.337	14:32:41.886	
2 -	32.644	21.310	53.954	80.59	1.374	14:33:35.840	
3 -	32.205	21.059	53.264	81.64	0.684	14:34:29.104	
4 -	31.906	21.530	53.436	81.37	0.856	14:35:22.540	
5 -	31.718	20.862	52.580 (1)	82.70		14:36:15.120	
6 -	31.749	20.871	52.620 (2)	82.64	0.040	14:37:07.740	
7 -	31.536	21.417	52.953	82.12	0.373	14:38:00.693	
8 -	31.466	21.212	52.678 (3)	82.55	0.098	14:38:53.371	
9 -	32.115	21.047	53.162	81.79	0.582	14:39:46.533	

P22 48 C		Aaron COLLINS		BMW S1000RR - Precision installations			
IDEAL LAP TIME : 52.771		BEST LAP TIME : 52.771		DIFFERENCE : 0.000			
LAP	SECTOR 1	SECTOR 2	LAP TIME	MPH	DIFF	TIME OF DAY	
1 -		23.040	1:04.918	66.98	12.147	14:32:43.887	
2 -	33.411	22.276	55.687	78.09	2.916	14:33:39.574	
3 -	32.313	21.592	53.905	80.67	1.134	14:34:33.479	
4 -	32.194	21.323	53.517	81.25	0.746	14:35:26.996	
5 -	31.651	21.500	53.151 (2)	81.81	0.380	14:36:20.147	
6 -	31.907	21.374	53.281	81.61	0.510	14:37:13.428	
7 -	31.578	21.193	52.771 (1)	82.40		14:38:06.199	
8 -	31.985	21.292	53.277 (3)	81.62	0.506	14:38:59.476	
9 -	32.154	21.458	53.612	81.11	0.841	14:39:53.088	

P23 910 C		Harry GOWER		BMW S1000RR - RG Racing			
IDEAL LAP TIME : 52.706		BEST LAP TIME : 52.722		DIFFERENCE : 0.016			
LAP	SECTOR 1	SECTOR 2	LAP TIME	MPH	DIFF	TIME OF DAY	
1 -		23.122	1:05.634	66.25	12.912	14:32:44.603	
2 -	34.058	21.255	55.313	78.61	2.591	14:33:39.916	
3 -	32.296	21.558	53.854	80.74	1.132	14:34:33.770	
4 -	32.084	21.484	53.568	81.17	0.846	14:35:27.338	
5 -	31.561	21.477	53.038 (2)	81.99	0.316	14:36:20.376	
6 -	31.852	21.460	53.312	81.56	0.590	14:37:13.688	
7 -	31.577	21.145	52.722 (1)	82.48		14:38:06.410	
8 -	32.000	21.259	53.259 (3)	81.65	0.537	14:38:59.669	
9 -	32.068	21.534	53.602	81.12	0.880	14:39:53.271	

P24 63 RET		Matthew WREN		Suzuki GSXR1000 - TBR performance			
IDEAL LAP TIME : 52.627		BEST LAP TIME : 52.627		DIFFERENCE : 0.000			
LAP	SECTOR 1	SECTOR 2	LAP TIME	MPH	DIFF	TIME OF DAY	
1 -		23.049	1:05.406	66.48	12.779	14:32:44.375	
2 -	32.893	22.106	54.999	79.06	2.372	14:33:39.374	
3 -	33.096	21.626	54.722	79.46	2.095	14:34:34.096	
4 -	32.046	21.688	53.734	80.92	1.107	14:35:27.830	
5 -	31.787	21.224	53.011 (2)	82.03	0.384	14:36:20.841	
6 -	31.645	21.411	53.056 (3)	81.96	0.429	14:37:13.897	
7 -	31.456	21.171	52.627 (1)	82.63		14:38:06.524	
8 -	32.182	21.181	53.363	81.49	0.736	14:38:59.887	
9 -	31.954	21.481	53.435	81.38	0.808	14:39:53.322	

BMCRC-MRO Championships 2025 - Rnd 1 @ Brands Hatch Indy

Reactive Parts MRO Powerbikes inc Clubman 1000 & Retro 1000

RACE 5 - SECTOR ANALYSIS



SECTOR 1 = FL to I1, SECTOR 2 = I1 to FL, DIFF = Difference To Personal Best Lap, P = Crossed Finish Line in Pit Lane, D = Time Disallowed

P25 777		Adam DAVEY		BMW S1000RR - Cayman convertible roof repairs			
IDEAL LAP TIME : 52.432		BEST LAP TIME : 52.520		DIFFERENCE : 0.088			
LAP	SECTOR 1	SECTOR 2	LAP TIME	MPH	DIFF	TIME OF DAY	
1 -		23.532	1:06.345	65.54	13.825	14:32:45.314	
2 -	33.624	21.591	55.215	78.75	2.695	14:33:40.529	
3 -	32.651	21.609	54.260	80.14	1.740	14:34:34.789	
4 -	32.469	21.426	53.895	80.68	1.375	14:35:28.684	
5 -	32.202	21.281	53.483	81.30	0.963	14:36:22.167	
6 -	32.399	21.164	53.563	81.18	1.043	14:37:15.730	
7 -	31.600	21.077	52.677 (2)	82.55	0.157	14:38:08.407	
8 -	31.884	21.421	53.305 (3)	81.57	0.785	14:39:01.712	
9 -	31.688	20.832	52.520 (1)	82.79		14:39:54.232	

P26 23 C		Jason PAES		Aprilia RSV4 - J&R Electrical Ltd			
IDEAL LAP TIME : 53.777		BEST LAP TIME : 53.777		DIFFERENCE : 0.000			
LAP	SECTOR 1	SECTOR 2	LAP TIME	MPH	DIFF	TIME OF DAY	
1 -		23.516	1:06.885	65.01	13.108	14:32:45.854	
2 -	34.382	22.580	56.962	76.34	3.185	14:33:42.816	
3 -	33.269	21.717	54.986	79.08	1.209	14:34:37.802	
4 -	32.781	21.794	54.575	79.68	0.798	14:35:32.377	
5 -	32.571	21.523	54.094 (2)	80.38	0.317	14:36:26.471	
6 -	32.599	21.557	54.156 (3)	80.29	0.379	14:37:20.627	
7 -	32.421	21.356	53.777 (1)	80.86		14:38:14.404	
8 -	32.456	22.141	54.597	79.64	0.820	14:39:09.001	
9 -	32.825	21.746	54.571	79.68	0.794	14:40:03.572	

P27 274 RET		Stewart LATIMER		Suzuki GSXR1000 RR - Fat Bloke Racing RR			
IDEAL LAP TIME : 54.177		BEST LAP TIME : 54.573		DIFFERENCE : 0.396			
LAP	SECTOR 1	SECTOR 2	LAP TIME	MPH	DIFF	TIME OF DAY	
1 -		23.458	1:07.508	64.41	12.935	14:32:46.477	
2 -	34.098	22.319	56.417	77.07	1.844	14:33:42.894	
3 -	34.145	22.301	56.446	77.04	1.873	14:34:39.340	
4 -	33.495	21.389	54.884 (3)	79.23	0.311	14:35:34.224	
5 -	33.108	21.543	54.651 (2)	79.57	0.078	14:36:28.875	
6 -	33.451	22.238	55.689	78.08	1.116	14:37:24.564	
7 -	32.788	21.785	54.573 (1)	79.68		14:38:19.137	
8 -	33.876	22.062	55.938	77.73	1.365	14:39:15.075	

P28 66 C		Stephen HARVEY		Kawasaki ZX10 -			
IDEAL LAP TIME : 55.381		BEST LAP TIME : 55.939		DIFFERENCE : 0.558			
LAP	SECTOR 1	SECTOR 2	LAP TIME	MPH	DIFF	TIME OF DAY	
1 -		23.549	1:07.134	64.77	11.195	14:32:46.103	
2 -	34.009	22.475	56.484	76.98	0.545	14:33:42.587	
3 -	34.091	22.753	56.844	76.50	0.905	14:34:39.431	
4 -	34.350	22.104	56.454	77.02	0.515	14:35:35.885	
5 -	33.498	22.441	55.939 (1)	77.73		14:36:31.824	
6 -	34.037	22.214	56.251 (3)	77.30	0.312	14:37:28.075	
7 -	33.277	22.896	56.173 (2)	77.41	0.234	14:38:24.248	
8 -	33.914	22.790	56.704	76.68	0.765	14:39:20.952	

BMCRC-MRO Championships 2025 - Rnd 1 @ Brands Hatch Indy

Reactive Parts MRO Powerbikes inc Clubman 1000 & Retro 1000

RACE 5 - SECTOR ANALYSIS



SECTOR 1 = FL to I1, SECTOR 2 = I1 to FL, DIFF = Difference To Personal Best Lap, P = Crossed Finish Line in Pit Lane, D = Time Disallowed

P29 47		Daryl DANCE		YAMAHA YZF R1 - 2 brothers scaffolding		
IDEAL LAP TIME : 50.741		BEST LAP TIME : 51.060		DIFFERENCE : 0.319		
LAP	SECTOR 1	SECTOR 2	LAP TIME	MPH	DIFF	TIME OF DAY
1 -		20.706	59.252	73.39	8.192	14:32:38.221
2 -	31.103	20.234	51.337	84.70	0.277	14:33:29.558
3 -	30.890	20.234	51.124 (2)	85.05	0.064	14:34:20.682
4 -	30.507	20.553	51.060 (1)	85.16		14:35:11.742
5 -	31.048	20.536	51.584	84.30	0.524	14:36:03.326
6 -	30.748	20.459	51.207 (3)	84.92	0.147	14:36:54.533
7 -	30.915	20.744	51.659	84.17	0.599	14:37:46.192
8 -	31.291	21.755	53.046	81.97	1.986	14:38:39.238

P30 88		Scott HALLIDAY		Suzuki GSXR 1000 - Performance fitness gym		
IDEAL LAP TIME : 49.382		BEST LAP TIME : 49.382		DIFFERENCE : 0.000		
LAP	SECTOR 1	SECTOR 2	LAP TIME	MPH	DIFF	TIME OF DAY
1 -		20.230	55.235	78.72	5.853	14:32:34.204
2 -	29.876	20.214	50.090	86.81	0.708	14:33:24.294
3 -	29.652	20.075	49.727	87.44	0.345	14:34:14.021
4 -	29.587	20.254	49.841	87.24	0.459	14:35:03.862
5 -	29.561	20.080	49.641 (3)	87.60	0.259	14:35:53.503
6 -	29.498	20.092	49.590 (2)	87.69	0.208	14:36:43.093
7 -	29.430	19.952	49.382 (1)	88.06		14:37:32.475

P31 70 C		Robert PEARCE		Aprilia RSV4 1000 - Paintworx Body Repair		
IDEAL LAP TIME : 50.746		BEST LAP TIME : 50.746		DIFFERENCE : 0.000		
LAP	SECTOR 1	SECTOR 2	LAP TIME	MPH	DIFF	TIME OF DAY
1 -		20.835	59.164	73.50	8.418	14:32:38.133
2 -	31.310	20.595	51.905	83.78	1.159	14:33:30.038
3 -	31.078	20.382	51.460	84.50	0.714	14:34:21.498
4 -	30.588	20.158	50.746 (1)	85.69		14:35:12.244
5 -	30.921	20.246	51.167 (2)	84.98	0.421	14:36:03.411
6 -	30.908	20.327	51.235 (3)	84.87	0.489	14:36:54.646
7 -	30.987	20.648	51.635	84.21	0.889	14:37:46.281

P32 134		Donald GILBERT		Suzuki GSXR1000 - S and N tyres		
IDEAL LAP TIME : 52.119		BEST LAP TIME : 52.226		DIFFERENCE : 0.107		
LAP	SECTOR 1	SECTOR 2	LAP TIME	MPH	DIFF	TIME OF DAY
1 -		24.215	1:08.401	63.57	16.175	14:32:47.370
2 -	33.419	22.096	55.515	78.33	3.289	14:33:42.885
3 -	31.904	20.843	52.747 (2)	82.44	0.521	14:34:35.632
4 -	31.826	21.266	53.092 (3)	81.90	0.866	14:35:28.724
5 -	31.276	20.950	52.226 (1)	83.26		14:36:20.950

P33 115 RET		Tony KEILTY		Suzuki GSXR 1000 - Eat Your Heart Out		
IDEAL LAP TIME : 54.103		BEST LAP TIME : 54.142		DIFFERENCE : 0.039		
LAP	SECTOR 1	SECTOR 2	LAP TIME	MPH	DIFF	TIME OF DAY
1 -		23.030	1:05.727	66.16	11.585	14:32:44.696
2 -	33.746	21.781	55.527	78.31	1.385	14:33:40.223
3 -	32.735	21.407	54.142 (1)	80.31		14:34:34.365
4 -	32.696	21.505	54.201 (2)	80.23	0.059	14:35:28.566
5 -	32.851	21.699	54.550 (3)	79.71	0.408	14:36:23.116

BMCRC-MRO Championships 2025 - Rnd 1 @ Brands Hatch Indy

Reactive Parts MRO Powerbikes inc Clubman 1000 & Retro 1000

RACE 5 - BEST SECTORS

POS	SECTOR 1		SECTOR 2		IDEAL / BEST COMPARISON					
	NO	TIME	NO	TIME	POS	NO	NAME	IDEAL	BEST	DIFF
								PERFECT LAP	49.098	
1	224	29.349	224	19.749	1	224	HEALEY	49.098	49.101	0.003
2	88	29.430	100	19.790	2	100	CRANSTONE	49.317	49.373	0.056
3	49	29.485	49	19.861	3	49	WALLINGTON	49.346	49.385	0.039
4	100	29.527	3	19.870	4	88	HALLIDAY	49.382	49.382	0.000
5	10	29.646	88	19.952	5	10	DUNNING	49.620	49.620	0.000
6	71	29.694	10	19.974	6	3	BURRILL	49.774	49.774	0.000
7	188	29.712	85	19.989	7	71	HARDY	49.799	49.961	0.162
8	3	29.904	71	20.105	8	188	KRAWIECKI	49.850	49.961	0.111
9	33	30.061	188	20.138	9	85	WOOD	50.077	50.141	0.064
10	85	30.088	70	20.158	10	33	BLACKFORD	50.231	50.387	0.156
11	17	30.271	17	20.161	11	17	BAKER	50.432	50.585	0.153
12	997	30.366	33	20.170	12	997	AUSTIN	50.543	50.882	0.339
13	87	30.373	997	20.177	13	87	THOMPSON	50.656	50.690	0.034
14	179	30.379	45	20.180	14	47	DANCE	50.741	51.060	0.319
15	19	30.411	47	20.234	15	70	PEARCE	50.746	50.746	0.000
16	47	30.507	78	20.262	16	45	MARSH	50.788	50.932	0.144
17	43	30.554	87	20.283	17	78	THOMAS	50.835	50.963	0.128
18	78	30.573	14	20.301	18	19	DONOVAN	50.898	50.938	0.040
19	141	30.577	19	20.487	19	141	HUNTE	51.096	51.110	0.014
20	70	30.588	141	20.519	20	14	YIANNI	51.199	51.242	0.043
21	45	30.608	179	20.830	21	179	O'MARA	51.209	51.279	0.070
22	14	30.898	777	20.832	22	43	WILLIAMS	51.452	51.798	0.346
23	134	31.276	134	20.843	23	134	GILBERT	52.119	52.226	0.107
24	84	31.277	81	20.862	24	81	HARTLE	52.328	52.580	0.252
25	63	31.456	43	20.898	25	84	DELLOW	52.396	52.666	0.270
26	81	31.466	84	21.119	26	777	DAVEY	52.432	52.520	0.088
27	910	31.561	910	21.145	27	63	WREN	52.627	52.627	0.000
28	48	31.578	63	21.171	28	910	GOWER	52.706	52.722	0.016
29	777	31.600	48	21.193	29	48	COLLINS	52.771	52.771	0.000
30	23	32.421	23	21.356	30	23	PAES	53.777	53.777	0.000
31	115	32.696	274	21.389	31	115	KEILTY	54.103	54.142	0.039
32	274	32.788	115	21.407	32	274	LATIMER	54.177	54.573	0.396
33	66	33.277	66	22.104	33	66	HARVEY	55.381	55.939	0.558
34										

BMCRC-MRO Championships 2025 - Rnd 1 @ Brands Hatch Indy

Reactive Parts MRO Powerbikes inc Clubman 1000 & Retro 1000

RACE 5 - STATISTICS

Competitors Started 34
Planned Start 2025-03-15 @ 12:20:00.000
Actual Start 2025-03-15 @ 14:31:38.968
Finish Time 2025-03-15 @ 14:39:12.471
Track Length 1.2079mi.
Total Laps 282
Total Distance Covered 340.6406mi.

Session Fastest Lap History

NO	CL	NAME	LAP TIME	TIME OF DAY	LAP	VEHICLE
88		Scott HALLIDAY	50.090	14:33:24.319	2	Suzuki GSXR 1000
100	C	Sam CRANSTONE	50.088	14:33:24.891	2	Honda CBR1000RR
88		Scott HALLIDAY	49.727	14:34:14.047	3	Suzuki GSXR 1000
100	C	Sam CRANSTONE	49.665	14:34:14.557	3	Honda CBR1000RR
100	C	Sam CRANSTONE	49.623	14:35:04.178	4	Honda CBR1000RR
100	C	Sam CRANSTONE	49.611	14:35:53.790	5	Honda CBR1000RR
88		Scott HALLIDAY	49.590	14:36:43.118	6	Suzuki GSXR 1000
224		Lee HEALEY	49.317	14:36:46.140	6	Honda CBR1000RR
224		Lee HEALEY	49.101	14:37:35.240	7	Honda CBR1000RR

Session Leader History

NO	CL	NAME	FROM LAP	LAPS LED	DISTANCE	VEHICLE
88		Scott HALLIDAY	1	7	8.45 miles	Suzuki GSXR 1000
100	C	Sam CRANSTONE	8	2	2.41 miles	Honda CBR1000RR

Flag History

TYPE	TIME OF DAY
GREEN	14:31:38.968
FINISH	14:39:12.471

Flag Statistics

TYPE	COUNT	TOTAL LAPS	TOTAL TIME
Green	1	9	8:31.551
Red	0	0	0.000
Safety Car	0	0	0.000
FCY	0	0	0.000

BMCRC-MRO Championships 2025 - Rnd 1 @ Brands Hatch Indy

Reactive Parts MRO Powerbikes inc Clubman 1000 & Retro 1000

RACE 5 - STATISTICS

CLASS :

14 Starters

Fastest Lap History

NO	NAME	LAP TIME	TIME OF DAY	LAP	VEHICLE
88	Scott HALLIDAY	50.090	14:33:24.319	2	Suzuki GSXR 1000
88	Scott HALLIDAY	49.727	14:34:14.047	3	Suzuki GSXR 1000
224	Lee HEALEY	49.695	14:34:16.441	3	Honda CBR1000RR
88	Scott HALLIDAY	49.641	14:35:53.530	5	Suzuki GSXR 1000
88	Scott HALLIDAY	49.590	14:36:43.118	6	Suzuki GSXR 1000
224	Lee HEALEY	49.317	14:36:46.140	6	Honda CBR1000RR
224	Lee HEALEY	49.101	14:37:35.240	7	Honda CBR1000RR

Leader History

NO	NAME	FROM LAP	LAPS LED	DISTANCE	VEHICLE
88	Scott HALLIDAY	1	7	8.45 miles	Suzuki GSXR 1000
224	Lee HEALEY	8	2	2.41 miles	Honda CBR1000RR

BMCRC-MRO Championships 2025 - Rnd 1 @ Brands Hatch Indy
Reactive Parts MRO Powerbikes inc Clubman 1000 & Retro 1000
RACE 5 - STATISTICS

CLASS : C

15 Starters

Fastest Lap History

NO	NAME	LAP TIME	TIME OF DAY	LAP	VEHICLE
100	Sam CRANSTONE	50.088	14:33:24.891	2	Honda CBR1000RR FIRBELADE
100	Sam CRANSTONE	49.665	14:34:14.557	3	Honda CBR1000RR FIRBELADE
100	Sam CRANSTONE	49.623	14:35:04.178	4	Honda CBR1000RR FIRBELADE
100	Sam CRANSTONE	49.611	14:35:53.790	5	Honda CBR1000RR FIRBELADE
100	Sam CRANSTONE	49.591	14:36:43.380	6	Honda CBR1000RR FIRBELADE
100	Sam CRANSTONE	49.373	14:37:32.753	7	Honda CBR1000RR FIRBELADE

Leader History

NO	NAME	FROM LAP	LAPS LED	DISTANCE	VEHICLE
100	Sam CRANSTONE	1	9	10.87 miles	Honda CBR1000RR FIRBELADE

BMCRC-MRO Championships 2025 - Rnd 1 @ Brands Hatch Indy
Reactive Parts MRO Powerbikes inc Clubman 1000 & Retro 1000
RACE 5 - STATISTICS

CLASS : RET

5 Starters

Fastest Lap History

NO	NAME	LAP TIME	TIME OF DAY	LAP	VEHICLE
78	Jamie THOMAS	52.059	14:33:32.024	2	Suzuki GSXR 1000
78	Jamie THOMAS	51.013	14:34:23.034	3	Suzuki GSXR 1000
78	Jamie THOMAS	50.963	14:36:05.482	5	Suzuki GSXR 1000
19	Tyler DONOVAN	50.938	14:37:53.438	7	

Leader History

NO	NAME	FROM LAP	LAPS LED	DISTANCE	VEHICLE
78	Jamie THOMAS	1	9	10.87 miles	Suzuki GSXR 1000



BMCRC-MRO Championships 2025 - Rnd 1 @ Brands Hatch Indy

Reactive Parts MRO Powerbikes inc Clubman 1000 & Retro 1000

RACE 15 - GRID (9 Laps)

ROW 12	36	184	David TWYFORD	35	13	Chad HASHMI	34	66	Stephen HARVEY	55.939
ROW 11				33	274	Stewart LATIMER	32	115	Tony KEILTY	54.573 54.142 53.777
ROW 10	30	48	Aaron COLLINS	29	910	Harry GOWER	28	84	Martyn DELLOW	52.771 52.722 52.666
ROW 9				27	63	Matthew WREN	26	81	Dan HARTLE	52.627 52.580 52.520
ROW 8	24	134	Donald GILBERT	23	43	David WILLIAMS	22	179	James O'MARA	52.226 51.798 51.279
ROW 7				21	14	Alex YIANNI	20	141	Ramone HUNTE	51.242 51.110 51.060
ROW 6	18	78	Jamie THOMAS	17	19	Tyler DONOVAN	16	45	Jake MARSH	50.963 50.938 50.932
ROW 5				15	187	Dan CHAMBERLAIN	14	997	Michael AUSTIN	50.882 50.746
ROW 4	12	87	Karl THOMPSON	11	17	Philip BAKER	10	33	Luke BLACKFORD	50.690 50.585 50.387
ROW 3				9	85	Ben WOOD	8	71	Maximus HARDY	50.141 49.961 49.961
ROW 2	6	3	Jason BURRILL	5	10	Ross DUNNING	4	49	Luke WALLINGTON	49.774 49.620 49.385
ROW 1				3	88	Scott HALLIDAY	2	100	Sam CRANSTONE	49.382 49.373 49.101
							1	224	Lee HEALEY	
										Pole

These results are provisional until the conclusion of any judicial and technical matters.

Brands Hatch Indy: 1.2079 miles

Clerk Of Course:

Timekeeper:

Craig Smith



Results can be found at www.tsl-timing.com

Printed - 14:47 Saturday, 15 March 2025





BMCRC-MRO Championships 2025 - Rnd 1 @ Brands Hatch Indy

Reactive Parts MRO Powerbikes inc Clubman 1000 & Retro 1000

RACE 15 - CLASSIFICATION

Race Distance: 7 Laps / 8.45 miles

POS	NO	CL	PIC	NAME	ENTRY	LAPS	TIME	GAP	DIFF	MPH	BEST	ON	GRD	↑↓
1	88		1	Scott HALLIDAY	Suzuki GSXR 1000 - Performance fitness gym	7	5:52.734			86.29	49.006	4	3	2
2	224		2	Lee HEALEY	Honda CBR1000RR - Staxson Ltd	7	5:53.477	0.743	0.743	86.11	49.095	6	1	-1
3	100	C	1	Sam CRANSTONE	Honda CBR1000RR FIRBELADE - Fortis Racing	7	5:55.105	2.371	1.628	85.72	49.558	6	2	-1
4	10		3	Ross DUNNING	BMW 1000RR - Surrey Glazing	7	5:57.990	5.256	2.885	85.03	49.768	6	5	1
5	47		4	Daryl DANCE	YAMAHA YZF R1 - 2 brothers scaffolding	7	5:58.787	6.053	0.797	84.84	49.819	2	19	14
6	71		5	Maximus HARDY	Ducati - Dad	7	5:59.024	6.290	0.237	84.78	49.815	5	8	2
7	188		6	Dawid KRAWIECKI	Yamaha R1 - Code Blue LTD & D A East Electrical	7	6:05.799	13.065	6.775	83.21	51.056	4	7	0
8	3		7	Jason BURRILL	BMW M1000RR -	7	6:06.325	13.591	0.526	83.09	50.970	4	6	-2
9	17		8	Philip BAKER	BMW S1000RR - Ashford Accident Repair Centre Ltd	7	6:09.990	17.256	3.665	82.27	51.460	7	11	2
10	33	C	2	Luke BLACKFORD	Kawasaki ZX10RR - Trelisk motorcycles/Ameera groundwor	7	6:10.298	17.564	0.308	82.20	51.324	6	10	0
11	85	C	3	Ben WOOD	Yamaha R1 -	7	6:10.594	17.860	0.296	82.13	51.260	6	9	-2
12	997		9	Michael AUSTIN	Suzuki GSXR1000 - Mpa screeds	7	6:10.675	17.941	0.081	82.12	51.469	4	14	2
13	45		10	Jake MARSH	Honda CBR1000RR FIRBELADE - RD Racing	7	6:11.283	18.549	0.608	81.98	51.482	7	16	3
14	179	C	4	James O'MARA	- BRP Machining Ltd - Alton Compressor Serviss	7	6:11.336	18.602	0.053	81.97	50.948	6	22	8
15	70	C	5	Robert PEARCE	Aprilia RSV4 1000 - Paintworx Body Repair	7	6:11.627	18.893	0.291	81.91	51.360	7	13	-2
16	87	C	6	Karl THOMPSON	Yamaha R1 - #Teamrace	7	6:11.742	19.008	0.115	81.88	51.301	5	12	-4
17	141		11	Ramone HUNTE	Kawasaki ZX10R - my wallet.com	7	6:12.264	19.530	0.522	81.77	51.196	7	20	3
18	78	RET	1	Jamie THOMAS	Suzuki GSXR 1000 - Team RubyRacing	7	6:12.808	20.074	0.544	81.65	51.335	4	18	0
19	187	C	7	Dan CHAMBERLAIN	Suzuki GSXR - may construction/peter baker M/C's	7	6:15.322	22.588	2.514	81.10	50.925	7	15	-4
20	777		12	Adam DAVEY	BMW S1000RR - Cayman convertible roof repairs	7	6:16.783	24.049	1.461	80.78	51.856	7	25	5
21	49		13	Luke WALLINGTON	Honda FIREBLADE - Roxo Rodina Racing	7	6:16.918	24.184	0.135	80.76	50.600	5	4	-17
22	19	RET	2	Tyler DONOVAN	- Tinder Corp	7	6:18.273	25.539	1.355	80.47	52.185	7	17	-5
23	43	C	8	David WILLIAMS	Yamaha R1 -	7	6:18.728	25.994	0.455	80.37	51.527	7	23	0
24	910	C	9	Harry GOWER	BMW S1000RR - RG Racing	7	6:18.742	26.008	0.014	80.37	51.986	7	29	5
25	84	C	10	Martyn DELLOW	Suzuki GSXR1000 - Kirdford Shotblasting	7	6:20.009	27.275	1.267	80.10	52.420	7	28	3
26	14	C	11	Alex YIANNI	BMW S1000 RR - Airpack 2000 Racing/Almig Compressors	7	6:20.138	27.404	0.129	80.07	52.423	7	21	-5
27	81	C	12	Dan HARTLE	Yamaha R1 2CR - #Teamrace	7	6:24.012	31.278	3.874	79.26	53.069	4	26	-1
28	63	RET	3	Matthew WREN	Suzuki GSXR1000 - TBR performance	7	6:27.847	35.113	3.835	78.48	53.253	4	27	-1
29	134		14	Donald GILBERT	Suzuki GSXR1000 - S and N tyres	7	6:29.607	36.873	1.760	78.13	52.464	7	24	-5
30	23	C	13	Jason PAES	Aprilia RSV4 - J&R Electrical Ltd	7	6:30.784	38.050	1.177	77.89	53.420	5	31	1
31	48	C	14	Aaron COLLINS	BMW S1000RR - Precision installations	7	6:32.312	39.578	1.528	77.59	52.700	7	30	-1
32	274	RET	4	Stewart LATIMER	Suzuki GSXR1000 RR - Fat Bloke Racing RR	7	6:38.689	45.955	6.377	76.35	54.736	3	33	1
33	66	C	15	Stephen HARVEY	Kawasaki ZX10 -	7	6:42.769	50.035	4.080	75.57	55.457	6	34	1

NOT CLASSIFIED

DNF	115	RET		Tony KEILTY	Suzuki GSXR 1000 - Eat Your Heart Out	3	2:55.230	4 Laps	4 Laps	74.44	55.058	3	32	
-----	-----	-----	--	-------------	---------------------------------------	---	----------	--------	--------	-------	--------	---	----	--

FASTEST LAP

88				Scott HALLIDAY	Suzuki GSXR 1000 - Performance fitness gym	4	49.006			88.73 mph		142.80 kph		
100	C			Sam CRANSTONE	Honda CBR1000RR FIRBELADE - Fortis Racing	6	49.558			87.74 mph		141.21 kph		
78	RET			Jamie THOMAS	Suzuki GSXR 1000 - Team RubyRacing	4	51.335			84.71 mph		136.32 kph		

Class - 92.5% of Race Speed = 79.81 mph
 Class C - 92.5% of Race Speed = 79.29 mph
 Class RET - 92.5% of Race Speed = 75.52 mph

Weather / Track : Cloudy / Dry

Date: 15/03/2025 Start: 17:01 Finish: 17:07
 Brands Hatch Indy: 1.2079 miles

These results are provisional until the conclusion of any judicial and technical matters.

Clerk Of Course:	Timekeeper:	<i>Craig Smith</i>	
------------------	-------------	--------------------	--

Results can be found at www.tsl-timing.com

Printed - 17:09 Saturday, 15 March 2025



BMCRC-MRO Championships 2025 - Rnd 1 @ Brands Hatch Indy

Reactive Parts MRO Powerbikes inc Clubman 1000 & Retro 1000

RACE 15 - POSITION CHART

No	Name	Lap Pos	Lap							
			1	2	3	4	5	6	7	8
224	HEALEY	1	224	88	88	88	88	88	88	88
100	CRANSTONE	2	88	224	224	224	224	224	224	224
88	HALLIDAY	3	100	100	100	100	100	100	100	100
49	WALLINGTON	4	188	10	10	10	10	10	10	10
10	DUNNING	5	10	188	47	47	47	47	47	47
3	BURRILL	6	71	47	71	71	71	71	71	71
188	KRAWIECKI	7	3	71	188	188	188	3	188	
71	HARDY	8	47	3	3	3	3	188	3	
85	WOOD	9	33	33	17	17	17	17	17	
33	BLACKFORD	10	17	17	33	997	997	997	33	
17	BAKER	11	45	997	997	33	33	33	85	
87	THOMPSON	12	997	45	45	45	85	85	997	
70	PEARCE	13	70	70	179	85	45	179	45	
997	AUSTIN	14	85	179	70	179	179	45	179	
187	CHAMBERLAIN	15	87	85	85	70	70	70	70	
45	MARSH	16	179	19	141	141	87	87	87	
19	DONOVAN	17	19	141	87	87	141	141	141	
78	THOMAS	18	141	87	78	78	78	78	78	
47	DANCE	19	78	78	19	19	777	187	187	
141	HUNTE	20	187	187	777	777	187	777	777	
14	YIANNI	21	777	777	84	187	19	49	49	
179	O'MARA	22	84	84	187	84	84	19	19	
43	WILLIAMS	23	43	43	43	910	910	910	43	
134	GILBERT	24	910	910	910	43	43	43	910	
777	DAVEY	25	14	14	14	14	14	84	84	
81	HARTLE	26	81	81	81	49	49	14	14	
63	WREN	27	63	63	63	81	81	81	81	
84	DELLOW	28	115	115	49	63	63	63	63	
910	GOWER	29	23	23	115	23	23	23	134	
48	COLLINS	30	48	274	23	134	134	134	23	
23	PAES	31	274	49	274	274	48	48	48	
115	KEILTY	32	66	48	134	48	274	274	274	
274	LATIMER	33	134	66	48	66	66	66	66	
66	HARVEY	34	49	134	66					

BMCRC-MRO Championships 2025 - Rnd 1 @ Brands Hatch Indy

Reactive Parts MRO Powerbikes inc Clubman 1000 & Retro 1000

RACE 15 - SECTOR ANALYSIS



SECTOR 1 = FL to I1, SECTOR 2 = I1 to FL, DIFF = Difference To Personal Best Lap, P = Crossed Finish Line in Pit Lane, D = Time Disallowed

P1 88		Scott HALLIDAY		Suzuki GSXR 1000 - Performance fitness gym			
IDEAL LAP TIME : 49.006		BEST LAP TIME : 49.006		DIFFERENCE : 0.000			
LAP	SECTOR 1	SECTOR 2	LAP TIME	MPH	DIFF	TIME OF DAY	
1 -		20.131	55.689	78.08	6.683	17:02:06.426	
2 -	30.194	20.042	50.236	86.56	1.230	17:02:56.662	
3 -	29.499	20.056	49.555	87.75	0.549	17:03:46.217	
4 -	29.114	19.892	49.006 (1)	88.73		17:04:35.223	
5 -	29.338	20.027	49.365 (3)	88.09	0.359	17:05:24.588	
6 -	29.309	20.036	49.345 (2)	88.12	0.339	17:06:13.933	
7 -	29.542	19.996	49.538	87.78	0.532	17:07:03.471	

P2 224		Lee HEALEY		Honda CBR1000RR - Staxson Ltd			
IDEAL LAP TIME : 49.095		BEST LAP TIME : 49.095		DIFFERENCE : 0.000			
LAP	SECTOR 1	SECTOR 2	LAP TIME	MPH	DIFF	TIME OF DAY	
1 -		20.417	55.434	78.44	6.339	17:02:06.171	
2 -	30.206	20.315	50.521	86.07	1.426	17:02:56.692	
3 -	29.843	20.008	49.851	87.23	0.756	17:03:46.543	
4 -	29.805	19.910	49.715	87.47	0.620	17:04:36.258	
5 -	29.554	19.870	49.424 (2)	87.98	0.329	17:05:25.682	
6 -	29.330	19.765	49.095 (1)	88.57		17:06:14.777	
7 -	29.659	19.778	49.437 (3)	87.96	0.342	17:07:04.214	

P3 100 C		Sam CRANSTONE		Honda CBR1000RR FIRBELADE - Fortis Racing			
IDEAL LAP TIME : 49.545		BEST LAP TIME : 49.558		DIFFERENCE : 0.013			
LAP	SECTOR 1	SECTOR 2	LAP TIME	MPH	DIFF	TIME OF DAY	
1 -		20.200	56.001	77.65	6.443	17:02:06.738	
2 -	30.467	19.866	50.333	86.39	0.775	17:02:57.071	
3 -	30.134	19.737	49.871	87.19	0.313	17:03:46.942	
4 -	30.028	19.763	49.791	87.33	0.233	17:04:36.733	
5 -	29.934	19.838	49.772 (2)	87.37	0.214	17:05:26.505	
6 -	29.808	19.750	49.558 (1)	87.74		17:06:16.063	
7 -	29.931	19.848	49.779 (3)	87.35	0.221	17:07:05.842	

P4 10		Ross DUNNING		BMW 1000RR - Surrey Glazing			
IDEAL LAP TIME : 49.693		BEST LAP TIME : 49.768		DIFFERENCE : 0.075			
LAP	SECTOR 1	SECTOR 2	LAP TIME	MPH	DIFF	TIME OF DAY	
1 -		21.088	57.341	75.83	7.573	17:02:08.078	
2 -	30.525	20.308	50.833	85.54	1.065	17:02:58.911	
3 -	29.935	20.162	50.097	86.80	0.329	17:03:49.008	
4 -	29.674	20.285	49.959 (2)	87.04	0.191	17:04:38.967	
5 -	29.734	20.299	50.033	86.91	0.265	17:05:29.000	
6 -	29.749	20.019	49.768 (1)	87.37		17:06:18.768	
7 -	29.820	20.139	49.959 (2)	87.04	0.191	17:07:08.727	

P5 47		Daryl DANCE		YAMAHA YZF R1 - 2 brothers scaffolding			
IDEAL LAP TIME : 49.780		BEST LAP TIME : 49.819		DIFFERENCE : 0.039			
LAP	SECTOR 1	SECTOR 2	LAP TIME	MPH	DIFF	TIME OF DAY	
1 -		20.859	58.631	74.16	8.812	17:02:09.368	
2 -	29.970	19.849	49.819 (1)	87.28		17:02:59.187	
3 -	29.932	19.989	49.921 (2)	87.10	0.102	17:03:49.108	
4 -	29.931	19.991	49.922 (3)	87.10	0.103	17:04:39.030	
5 -	30.027	20.041	50.068	86.85	0.249	17:05:29.098	
6 -	30.075	20.220	50.295	86.46	0.476	17:06:19.393	
7 -	30.027	20.104	50.131	86.74	0.312	17:07:09.524	

BMCRC-MRO Championships 2025 - Rnd 1 @ Brands Hatch Indy

Reactive Parts MRO Powerbikes inc Clubman 1000 & Retro 1000

RACE 15 - SECTOR ANALYSIS



SECTOR 1 = FL to I1, SECTOR 2 = I1 to FL, DIFF = Difference To Personal Best Lap, P = Crossed Finish Line in Pit Lane, D = Time Disallowed

P6 71		Maximus HARDY		Ducati - Dad		
IDEAL LAP TIME : 49.656		BEST LAP TIME : 49.815		DIFFERENCE : 0.159		
LAP	SECTOR 1	SECTOR 2	LAP TIME	MPH	DIFF	TIME OF DAY
1 -		20.946	57.436	75.71	7.621	17:02:08.173
2 -	30.725	20.425	51.150	85.01	1.335	17:02:59.323
3 -	30.363	20.086	50.449	86.19	0.634	17:03:49.772
4 -	29.919	19.960	49.879 (2)	87.18	0.064	17:04:39.651
5 -	29.696	20.119	49.815 (1)	87.29		17:05:29.466
6 -	29.929	20.185	50.114 (3)	86.77	0.299	17:06:19.580
7 -	30.036	20.145	50.181	86.65	0.366	17:07:09.761

P7 188		Dawid KRAWIECKI		Yamaha R1 - Code Blue LTD & D A East Electrical		
IDEAL LAP TIME : 50.879		BEST LAP TIME : 51.056		DIFFERENCE : 0.177		
LAP	SECTOR 1	SECTOR 2	LAP TIME	MPH	DIFF	TIME OF DAY
1 -		20.890	57.101	76.15	6.045	17:02:07.838
2 -	30.506	20.683	51.189 (3)	84.95	0.133	17:02:59.027
3 -	31.173	20.491	51.664	84.17	0.608	17:03:50.691
4 -	30.388	20.668	51.056 (1)	85.17		17:04:41.747
5 -	30.452	20.913	51.365	84.66	0.309	17:05:33.112
6 -	30.874	21.384	52.258	83.21	1.202	17:06:25.370
7 -	30.570	20.596	51.166 (2)	84.99	0.110	17:07:16.536

P8 3		Jason BURRILL		BMW M1000RR -		
IDEAL LAP TIME : 50.747		BEST LAP TIME : 50.970		DIFFERENCE : 0.223		
LAP	SECTOR 1	SECTOR 2	LAP TIME	MPH	DIFF	TIME OF DAY
1 -		20.871	57.745	75.30	6.775	17:02:08.482
2 -	31.161	20.150	51.311 (3)	84.74	0.341	17:02:59.793
3 -	30.827	20.389	51.216 (2)	84.90	0.246	17:03:51.009
4 -	30.597	20.373	50.970 (1)	85.31		17:04:41.979
5 -	30.665	20.903	51.568	84.32	0.598	17:05:33.547
6 -	30.756	21.019	51.775	83.99	0.805	17:06:25.322
7 -	31.008	20.732	51.740	84.04	0.770	17:07:17.062

P9 17		Philip BAKER		BMW S1000RR - Ashford Accident Repair Centre Ltd		
IDEAL LAP TIME : 51.405		BEST LAP TIME : 51.460		DIFFERENCE : 0.055		
LAP	SECTOR 1	SECTOR 2	LAP TIME	MPH	DIFF	TIME OF DAY
1 -		21.420	59.077	73.60	7.617	17:02:09.814
2 -	32.038	20.457	52.495	82.83	1.035	17:03:02.309
3 -	31.166	20.941	52.107	83.45	0.647	17:03:54.416
4 -	31.026	20.571	51.597 (3)	84.28	0.137	17:04:46.013
5 -	31.080	20.633	51.713	84.09	0.253	17:05:37.726
6 -	30.956	20.585	51.541 (2)	84.37	0.081	17:06:29.267
7 -	31.011	20.449	51.460 (1)	84.50		17:07:20.727

P10 33 C		Luke BLACKFORD		Kawasaki ZX10RR - Trelisk motorcycles/Ameera groundwork		
IDEAL LAP TIME : 51.324		BEST LAP TIME : 51.324		DIFFERENCE : 0.000		
LAP	SECTOR 1	SECTOR 2	LAP TIME	MPH	DIFF	TIME OF DAY
1 -		21.651	59.001	73.70	7.677	17:02:09.738
2 -	31.343	20.876	52.219	83.27	0.895	17:03:01.957
3 -	31.203	21.343	52.546	82.75	1.222	17:03:54.503
4 -	31.533	20.681	52.214	83.28	0.890	17:04:46.717
5 -	31.059	20.552	51.611 (3)	84.25	0.287	17:05:38.328
6 -	30.889	20.435	51.324 (1)	84.72		17:06:29.652
7 -	30.920	20.463	51.383 (2)	84.63	0.059	17:07:21.035

BMCRC-MRO Championships 2025 - Rnd 1 @ Brands Hatch Indy

Reactive Parts MRO Powerbikes inc Clubman 1000 & Retro 1000

RACE 15 - SECTOR ANALYSIS



SECTOR 1 = FL to I1, SECTOR 2 = I1 to FL, DIFF = Difference To Personal Best Lap, P = Crossed Finish Line in Pit Lane, D = Time Disallowed

P11 85 C		Ben WOOD		Yamaha R1 -		
IDEAL LAP TIME : 50.913		BEST LAP TIME : 51.260		DIFFERENCE : 0.347		
LAP	SECTOR 1	SECTOR 2	LAP TIME	MPH	DIFF	TIME OF DAY
1 -		21.183	59.965	72.51	8.705	17:02:10.702
2 -	32.679	20.639	53.318	81.55	2.058	17:03:04.020
3 -	31.607	20.083	51.690	84.12	0.430	17:03:55.710
4 -	31.180	20.314	51.494 (3)	84.44	0.234	17:04:47.204
5 -	30.830	20.435	51.265 (2)	84.82	0.005	17:05:38.469
6 -	30.923	20.337	51.260 (1)	84.83		17:06:29.729
7 -	31.350	20.252	51.602	84.27	0.342	17:07:21.331

P12 997		Michael AUSTIN		Suzuki GSXR1000 - Mpa screeds		
IDEAL LAP TIME : 51.306		BEST LAP TIME : 51.469		DIFFERENCE : 0.163		
LAP	SECTOR 1	SECTOR 2	LAP TIME	MPH	DIFF	TIME OF DAY
1 -		21.129	59.342	73.27	7.873	17:02:10.079
2 -	32.186	20.435	52.621	82.64	1.152	17:03:02.700
3 -	31.038	21.006	52.044	83.55	0.575	17:03:54.744
4 -	31.021	20.448	51.469 (1)	84.48		17:04:46.213
5 -	31.014	20.718	51.732 (3)	84.06	0.263	17:05:37.945
6 -	30.871	20.699	51.570 (2)	84.32	0.101	17:06:29.515
7 -	31.340	20.557	51.897	83.79	0.428	17:07:21.412

P13 45		Jake MARSH		Honda CBR1000RR FIRBELADE - RD Racing		
IDEAL LAP TIME : 51.300		BEST LAP TIME : 51.482		DIFFERENCE : 0.182		
LAP	SECTOR 1	SECTOR 2	LAP TIME	MPH	DIFF	TIME OF DAY
1 -		21.420	59.249	73.39	7.767	17:02:09.986
2 -	32.655	20.484	53.139	81.83	1.657	17:03:03.125
3 -	31.059	20.759	51.818 (3)	83.92	0.336	17:03:54.943
4 -	31.504	20.394	51.898	83.79	0.416	17:04:46.841
5 -	31.394	20.383	51.777 (2)	83.98	0.295	17:05:38.618
6 -	31.545	20.375	51.920	83.75	0.438	17:06:30.538
7 -	30.925	20.557	51.482 (1)	84.46		17:07:22.020

P14 179 C		James O'MARA		- BRP Machining Ltd - Alton Compressor Services		
IDEAL LAP TIME : 50.948		BEST LAP TIME : 50.948		DIFFERENCE : 0.000		
LAP	SECTOR 1	SECTOR 2	LAP TIME	MPH	DIFF	TIME OF DAY
1 -		21.471	1:00.591	71.76	9.643	17:02:11.328
2 -	31.691	20.950	52.641	82.60	1.693	17:03:03.969
3 -	30.778	20.765	51.543 (2)	84.36	0.595	17:03:55.512
4 -	31.149	20.605	51.754	84.02	0.806	17:04:47.266
5 -	31.317	20.842	52.159	83.37	1.211	17:05:39.425
6 -	30.423	20.525	50.948 (1)	85.35		17:06:30.373
7 -	30.884	20.816	51.700 (3)	84.11	0.752	17:07:22.073

P15 70 C		Robert PEARCE		Aprilia RSV4 1000 - Paintworx Body Repair		
IDEAL LAP TIME : 51.194		BEST LAP TIME : 51.360		DIFFERENCE : 0.166		
LAP	SECTOR 1	SECTOR 2	LAP TIME	MPH	DIFF	TIME OF DAY
1 -		21.206	59.663	72.88	8.303	17:02:10.400
2 -	32.474	20.605	53.079	81.92	1.719	17:03:03.479
3 -	31.828	20.334	52.162	83.36	0.802	17:03:55.641
4 -	31.718	20.225	51.943	83.71	0.583	17:04:47.584
5 -	31.302	20.623	51.925 (3)	83.74	0.565	17:05:39.509
6 -	31.145	20.350	51.495 (2)	84.44	0.135	17:06:31.004
7 -	30.969	20.391	51.360 (1)	84.66		17:07:22.364

BMCRC-MRO Championships 2025 - Rnd 1 @ Brands Hatch Indy

Reactive Parts MRO Powerbikes inc Clubman 1000 & Retro 1000

RACE 15 - SECTOR ANALYSIS



SECTOR 1 = FL to I1, SECTOR 2 = I1 to FL, DIFF = Difference To Personal Best Lap, P = Crossed Finish Line in Pit Lane, D = Time Disallowed

P16 87 C		Karl THOMPSON		Yamaha R1 - #Teamrace		
IDEAL LAP TIME : 50.985		BEST LAP TIME : 51.301		DIFFERENCE : 0.316		
LAP	SECTOR 1	SECTOR 2	LAP TIME	MPH	DIFF	TIME OF DAY
1 -		21.298	1:00.553	71.81	9.252	17:02:11.290
2 -	32.783	20.946	53.729	80.93	2.428	17:03:05.019
3 -	31.405	20.318	51.723	84.07	0.422	17:03:56.742
4 -	31.051	20.533	51.584	84.30	0.283	17:04:48.326
5 -	30.711	20.590	51.301 (1)	84.76		17:05:39.627
6 -	31.192	20.274	51.466 (3)	84.49	0.165	17:06:31.093
7 -	31.070	20.316	51.386 (2)	84.62	0.085	17:07:22.479

P17 141		Ramone HUNTE		Kawasaki ZX10R - my wallet.com		
IDEAL LAP TIME : 51.196		BEST LAP TIME : 51.196		DIFFERENCE : 0.000		
LAP	SECTOR 1	SECTOR 2	LAP TIME	MPH	DIFF	TIME OF DAY
1 -		21.590	1:01.099	71.17	9.903	17:02:11.836
2 -	31.871	20.965	52.836	82.30	1.640	17:03:04.672
3 -	31.115	20.464	51.579 (2)	84.30	0.383	17:03:56.251
4 -	31.278	20.664	51.942	83.72	0.746	17:04:48.193
5 -	31.186	20.679	51.865	83.84	0.669	17:05:40.058
6 -	31.047	20.700	51.747 (3)	84.03	0.551	17:06:31.805
7 -	30.743	20.453	51.196 (1)	84.94		17:07:23.001

P18 78 RET		Jamie THOMAS		Suzuki GSXR 1000 - Team RubyRacing		
IDEAL LAP TIME : 51.283		BEST LAP TIME : 51.335		DIFFERENCE : 0.052		
LAP	SECTOR 1	SECTOR 2	LAP TIME	MPH	DIFF	TIME OF DAY
1 -		21.398	1:01.306	70.93	9.971	17:02:12.043
2 -	32.333	21.009	53.342	81.52	2.007	17:03:05.385
3 -	31.451	20.611	52.062	83.52	0.727	17:03:57.447
4 -	31.027	20.308	51.335 (1)	84.71		17:04:48.782
5 -	31.131	20.379	51.510 (3)	84.42	0.175	17:05:40.292
6 -	31.345	20.435	51.780	83.98	0.445	17:06:32.072
7 -	31.217	20.256	51.473 (2)	84.48	0.138	17:07:23.545

P19 187 C		Dan CHAMBERLAIN		Suzuki GSXR - may construction/peter baker M/C's		
IDEAL LAP TIME : 50.779		BEST LAP TIME : 50.925		DIFFERENCE : 0.146		
LAP	SECTOR 1	SECTOR 2	LAP TIME	MPH	DIFF	TIME OF DAY
1 -		21.745	1:01.468	70.74	10.543	17:02:12.205
2 -	32.443	20.829	53.272	81.63	2.347	17:03:05.477
3 -	32.868	21.191	54.059	80.44	3.134	17:03:59.536
4 -	31.560	20.780	52.340	83.08	1.415	17:04:51.876
5 -	31.223	20.911	52.134 (3)	83.41	1.209	17:05:44.010
6 -	30.964	20.160	51.124 (2)	85.05	0.199	17:06:35.134
7 -	30.619	20.306	50.925 (1)	85.39		17:07:26.059

P20 777		Adam DAVEY		BMW S1000RR - Cayman convertible roof repairs		
IDEAL LAP TIME : 51.726		BEST LAP TIME : 51.856		DIFFERENCE : 0.130		
LAP	SECTOR 1	SECTOR 2	LAP TIME	MPH	DIFF	TIME OF DAY
1 -		21.276	1:01.764	70.40	9.908	17:02:12.501
2 -	32.403	20.803	53.206	81.73	1.350	17:03:05.707
3 -	32.273	20.838	53.111	81.87	1.255	17:03:58.818
4 -	31.731	20.569	52.300 (3)	83.14	0.444	17:04:51.118
5 -	31.660	20.870	52.530	82.78	0.674	17:05:43.648
6 -	31.462	20.554	52.016 (2)	83.60	0.160	17:06:35.664
7 -	31.172	20.684	51.856 (1)	83.85		17:07:27.520

BMCRC-MRO Championships 2025 - Rnd 1 @ Brands Hatch Indy

Reactive Parts MRO Powerbikes inc Clubman 1000 & Retro 1000

RACE 15 - SECTOR ANALYSIS



SECTOR 1 = FL to I1, SECTOR 2 = I1 to FL, DIFF = Difference To Personal Best Lap, P = Crossed Finish Line in Pit Lane, D = Time Disallowed

P21 49		Luke WALLINGTON		Honda FIREBLADE - Roxo Rodina Racing		
IDEAL LAP TIME : 50.374		BEST LAP TIME : 50.600		DIFFERENCE : 0.226		
LAP	SECTOR 1	SECTOR 2	LAP TIME	MPH	DIFF	TIME OF DAY
1 -		21.519	1:08.855	63.15	18.255	17:02:19.592
2 -	32.067	20.797	52.864	82.26	2.264	17:03:12.456
3 -	31.190	20.264	51.454	84.51	0.854	17:04:03.910
4 -	30.718	20.397	51.115	85.07	0.515	17:04:55.025
5 -	30.360	20.240	50.600 (1)	85.94		17:05:45.625
6 -	30.924	20.189	51.113 (3)	85.07	0.513	17:06:36.738
7 -	30.185	20.732	50.917 (2)	85.40	0.317	17:07:27.655

P22 19 RET		Tyler DONOVAN		- Tinder Corp		
IDEAL LAP TIME : 51.960		BEST LAP TIME : 52.185		DIFFERENCE : 0.225		
LAP	SECTOR 1	SECTOR 2	LAP TIME	MPH	DIFF	TIME OF DAY
1 -		21.614	1:00.971	71.32	8.786	17:02:11.708
2 -	31.793	21.021	52.814	82.33	0.629	17:03:04.522
3 -	32.816	21.078	53.894	80.68	1.709	17:03:58.416
4 -	31.655	20.762	52.417 (3)	82.96	0.232	17:04:50.833
5 -	32.133	21.557	53.690	80.99	1.505	17:05:44.523
6 -	31.198	21.104	52.302 (2)	83.14	0.117	17:06:36.825
7 -	31.339	20.846	52.185 (1)	83.33		17:07:29.010

P23 43 C		David WILLIAMS		Yamaha R1 -		
IDEAL LAP TIME : 51.527		BEST LAP TIME : 51.527		DIFFERENCE : 0.000		
LAP	SECTOR 1	SECTOR 2	LAP TIME	MPH	DIFF	TIME OF DAY
1 -		22.027	1:02.911	69.12	11.384	17:02:13.648
2 -	31.973	20.982	52.955	82.11	1.428	17:03:06.603
3 -	32.090	20.965	53.055	81.96	1.528	17:03:59.658
4 -	32.233	20.773	53.006	82.03	1.479	17:04:52.664
5 -	31.672	20.838	52.510 (2)	82.81	0.983	17:05:45.174
6 -	31.982	20.782	52.764 (3)	82.41	1.237	17:06:37.938
7 -	31.039	20.488	51.527 (1)	84.39		17:07:29.465

P24 910 C		Harry GOWER		BMW S1000RR - RG Racing		
IDEAL LAP TIME : 51.986		BEST LAP TIME : 51.986		DIFFERENCE : 0.000		
LAP	SECTOR 1	SECTOR 2	LAP TIME	MPH	DIFF	TIME OF DAY
1 -		22.163	1:03.231	68.77	11.245	17:02:13.968
2 -	32.117	20.806	52.923	82.16	0.937	17:03:06.891
3 -	32.075	21.017	53.092	81.90	1.106	17:03:59.983
4 -	31.395	20.928	52.323 (2)	83.11	0.337	17:04:52.306
5 -	31.759	21.046	52.805	82.35	0.819	17:05:45.111
6 -	31.428	20.954	52.382 (3)	83.01	0.396	17:06:37.493
7 -	31.226	20.760	51.986 (1)	83.64		17:07:29.479

P25 84 C		Martyn DELLOW		Suzuki GSXR1000 - Kirdford Shotblasting		
IDEAL LAP TIME : 52.420		BEST LAP TIME : 52.420		DIFFERENCE : 0.000		
LAP	SECTOR 1	SECTOR 2	LAP TIME	MPH	DIFF	TIME OF DAY
1 -		21.879	1:02.697	69.35	10.277	17:02:13.434
2 -	31.739	21.306	53.045	81.97	0.625	17:03:06.479
3 -	31.659	21.317	52.976	82.08	0.556	17:03:59.455
4 -	31.547	21.161	52.708 (2)	82.50	0.288	17:04:52.163
5 -	31.473	21.329	52.802 (3)	82.35	0.382	17:05:44.965
6 -	32.102	21.259	53.361	81.49	0.941	17:06:38.326
7 -	31.341	21.079	52.420 (1)	82.95		17:07:30.746

BMCRC-MRO Championships 2025 - Rnd 1 @ Brands Hatch Indy

Reactive Parts MRO Powerbikes inc Clubman 1000 & Retro 1000

RACE 15 - SECTOR ANALYSIS



SECTOR 1 = FL to I1, SECTOR 2 = I1 to FL, DIFF = Difference To Personal Best Lap, P = Crossed Finish Line in Pit Lane, D = Time Disallowed

P26 14 C		Alex YIANNI		BMW S1000 RR - Airpack 2000 Racing/Almig Compressors			
IDEAL LAP TIME : 52.248		BEST LAP TIME : 52.423		DIFFERENCE : 0.175			
LAP	SECTOR 1	SECTOR 2	LAP TIME	MPH	DIFF	TIME OF DAY	
1 -		22.117	1:03.515	68.46	11.092	17:02:14.252	
2 -	32.537	20.801	53.338	81.52	0.915	17:03:07.590	
3 -	31.616	20.838	52.454 (2)	82.90	0.031	17:04:00.044	
4 -	32.147	20.632	52.779	82.39	0.356	17:04:52.823	
5 -	31.878	20.655	52.533 (3)	82.77	0.110	17:05:45.356	
6 -	32.048	21.048	53.096	81.90	0.673	17:06:38.452	
7 -	31.683	20.740	52.423 (1)	82.95		17:07:30.875	

P27 81 C		Dan HARTLE		Yamaha R1 2CR - #Teamrace			
IDEAL LAP TIME : 52.666		BEST LAP TIME : 53.069		DIFFERENCE : 0.403			
LAP	SECTOR 1	SECTOR 2	LAP TIME	MPH	DIFF	TIME OF DAY	
1 -		22.835	1:03.980	67.96	10.911	17:02:14.717	
2 -	32.780	21.220	54.000	80.52	0.931	17:03:08.717	
3 -	32.234	21.064	53.298	81.59	0.229	17:04:02.015	
4 -	32.219	20.850	53.069 (1)	81.94		17:04:55.084	
5 -	31.816	21.257	53.073 (2)	81.93	0.004	17:05:48.157	
6 -	32.345	21.001	53.346	81.51	0.277	17:06:41.503	
7 -	32.147	21.099	53.246 (3)	81.67	0.177	17:07:34.749	

P28 63 RET		Matthew WREN		Suzuki GSXR1000 - TBR performance			
IDEAL LAP TIME : 53.061		BEST LAP TIME : 53.253		DIFFERENCE : 0.192			
LAP	SECTOR 1	SECTOR 2	LAP TIME	MPH	DIFF	TIME OF DAY	
1 -		22.433	1:04.217	67.71	10.964	17:02:14.954	
2 -	33.231	21.575	54.806	79.34	1.553	17:03:09.760	
3 -	32.318	21.211	53.529 (3)	81.23	0.276	17:04:03.289	
4 -	32.198	21.055	53.253 (1)	81.65		17:04:56.542	
5 -	32.006	21.264	53.270 (2)	81.63	0.017	17:05:49.812	
6 -	32.935	21.661	54.596	79.65	1.343	17:06:44.408	
7 -	32.641	21.535	54.176	80.26	0.923	17:07:38.584	

P29 134		Donald GILBERT		Suzuki GSXR1000 - S and N tyres			
IDEAL LAP TIME : 52.464		BEST LAP TIME : 52.464		DIFFERENCE : 0.000			
LAP	SECTOR 1	SECTOR 2	LAP TIME	MPH	DIFF	TIME OF DAY	
1 -		22.724	1:07.493	64.42	15.029	17:02:18.230	
2 -	34.760	21.407	56.167	77.42	3.703	17:03:14.397	
3 -	32.685	21.273	53.958	80.59	1.494	17:04:08.355	
4 -	32.351	21.566	53.917	80.65	1.453	17:05:02.272	
5 -	31.696	21.026	52.722 (2)	82.48	0.258	17:05:54.994	
6 -	31.944	20.942	52.886 (3)	82.22	0.422	17:06:47.880	
7 -	31.631	20.833	52.464 (1)	82.88		17:07:40.344	

P30 23 C		Jason PAES		Aprilia RSV4 - J&R Electrical Ltd			
IDEAL LAP TIME : 53.287		BEST LAP TIME : 53.420		DIFFERENCE : 0.133			
LAP	SECTOR 1	SECTOR 2	LAP TIME	MPH	DIFF	TIME OF DAY	
1 -		22.579	1:05.114	66.78	11.694	17:02:15.851	
2 -	33.438	21.886	55.324	78.60	1.904	17:03:11.175	
3 -	33.022	22.036	55.058	78.98	1.638	17:04:06.233	
4 -	33.247	21.106	54.353	80.00	0.933	17:05:00.586	
5 -	32.181	21.239	53.420 (1)	81.40		17:05:54.006	
6 -	32.662	21.175	53.837 (3)	80.77	0.417	17:06:47.843	
7 -	32.450	21.228	53.678 (2)	81.01	0.258	17:07:41.521	

BMCRC-MRO Championships 2025 - Rnd 1 @ Brands Hatch Indy

Reactive Parts MRO Powerbikes inc Clubman 1000 & Retro 1000

RACE 15 - SECTOR ANALYSIS



SECTOR 1 = FL to I1, SECTOR 2 = I1 to FL, DIFF = Difference To Personal Best Lap, P = Crossed Finish Line in Pit Lane, D = Time Disallowed

P31 48 C		Aaron COLLINS		BMW S1000RR - Precision installations			
IDEAL LAP TIME : 52.700		BEST LAP TIME : 52.700		DIFFERENCE : 0.000			
LAP	SECTOR 1	SECTOR 2	LAP TIME	MPH	DIFF	TIME OF DAY	
1 -		23.164	1:05.985	65.90	13.285	17:02:16.722	
2 -	34.550	22.606	57.156	76.08	4.456	17:03:13.878	
3 -	33.258	21.942	55.200	78.77	2.500	17:04:09.078	
4 -	32.735	21.513	54.248	80.16	1.548	17:05:03.326	
5 -	32.566	21.427	53.993 (3)	80.54	1.293	17:05:57.319	
6 -	31.992	21.038	53.030 (2)	82.00	0.330	17:06:50.349	
7 -	31.742	20.958	52.700 (1)	82.51		17:07:43.049	

P32 274 RET		Stewart LATIMER		Suzuki GSXR1000 RR - Fat Bloke Racing RR			
IDEAL LAP TIME : 54.736		BEST LAP TIME : 54.736		DIFFERENCE : 0.000			
LAP	SECTOR 1	SECTOR 2	LAP TIME	MPH	DIFF	TIME OF DAY	
1 -		23.023	1:06.169	65.71	11.433	17:02:16.906	
2 -	33.320	21.901	55.221 (2)	78.74	0.485	17:03:12.127	
3 -	32.962	21.774	54.736 (1)	79.44		17:04:06.863	
4 -	33.629	21.933	55.562	78.26	0.826	17:05:02.425	
5 -	33.655	22.125	55.780	77.95	1.044	17:05:58.205	
6 -	33.058	22.270	55.328 (3)	78.59	0.592	17:06:53.533	
7 -	33.521	22.372	55.893	77.80	1.157	17:07:49.426	

P33 66 C		Stephen HARVEY		Kawasaki ZX10 -			
IDEAL LAP TIME : 55.375		BEST LAP TIME : 55.457		DIFFERENCE : 0.082			
LAP	SECTOR 1	SECTOR 2	LAP TIME	MPH	DIFF	TIME OF DAY	
1 -		23.367	1:06.713	65.18	11.256	17:02:17.450	
2 -	34.250	22.565	56.815	76.53	1.358	17:03:14.265	
3 -	33.850	22.382	56.232	77.33	0.775	17:04:10.497	
4 -	33.976	22.394	56.370	77.14	0.913	17:05:06.867	
5 -	33.497	22.073	55.570 (2)	78.25	0.113	17:06:02.437	
6 -	33.438	22.019	55.457 (1)	78.41		17:06:57.894	
7 -	33.356	22.256	55.612 (3)	78.19	0.155	17:07:53.506	

P34 115 RET		Tony KEILTY		Suzuki GSXR 1000 - Eat Your Heart Out			
IDEAL LAP TIME : 54.897		BEST LAP TIME : 55.058		DIFFERENCE : 0.161			
LAP	SECTOR 1	SECTOR 2	LAP TIME	MPH	DIFF	TIME OF DAY	
1 -		22.629	1:04.859	67.04	9.801	17:02:15.596	
2 -	33.618	21.695	55.313 (2)	78.61	0.255	17:03:10.909	
3 -	33.202	21.856	55.058 (1)	78.98		17:04:05.967	

BMCRC-MRO Championships 2025 - Rnd 1 @ Brands Hatch Indy

Reactive Parts MRO Powerbikes inc Clubman 1000 & Retro 1000

RACE 15 - BEST SECTORS

POS	SECTOR 1		SECTOR 2		IDEAL / BEST COMPARISON						
	NO	TIME	NO	TIME	POS	NO	NAME	IDEAL	BEST	DIFF	
								PERFECT LAP	48.851		
1	88	29.114	100	19.737	1	88	HALLIDAY	49.006	49.006	0.000	
2	224	29.330	224	19.765	2	224	HEALEY	49.095	49.095	0.000	
3	10	29.674	47	19.849	3	100	CRANSTONE	49.545	49.558	0.013	
4	71	29.696	88	19.892	4	71	HARDY	49.656	49.815	0.159	
5	100	29.808	71	19.960	5	10	DUNNING	49.693	49.768	0.075	
6	47	29.931	10	20.019	6	47	DANCE	49.780	49.819	0.039	
7	49	30.185	85	20.083	7	49	WALLINGTON	50.374	50.600	0.226	
8	188	30.388	3	20.150	8	3	BURRILL	50.747	50.970	0.223	
9	179	30.423	187	20.160	9	187	CHAMBERLAIN	50.779	50.925	0.146	
10	3	30.597	49	20.189	10	188	KRAWIECKI	50.879	51.056	0.177	
11	187	30.619	70	20.225	11	85	WOOD	50.913	51.260	0.347	
12	87	30.711	78	20.256	12	179	O'MARA	50.948	50.948	0.000	
13	141	30.743	87	20.274	13	87	THOMPSON	50.985	51.301	0.316	
14	85	30.830	45	20.375	14	70	PEARCE	51.194	51.360	0.166	
15	997	30.871	33	20.435	15	141	HUNTE	51.196	51.196	0.000	
16	33	30.889	997	20.435	16	78	THOMAS	51.283	51.335	0.052	
17	45	30.925	17	20.449	17	45	MARSH	51.300	51.482	0.182	
18	17	30.956	141	20.453	18	997	AUSTIN	51.306	51.469	0.163	
19	70	30.969	43	20.488	19	33	BLACKFORD	51.324	51.324	0.000	
20	78	31.027	188	20.491	20	17	BAKER	51.405	51.460	0.055	
21	43	31.039	179	20.525	21	43	WILLIAMS	51.527	51.527	0.000	
22	777	31.172	777	20.554	22	777	DAVEY	51.726	51.856	0.130	
23	19	31.198	14	20.632	23	19	DONOVAN	51.960	52.185	0.225	
24	910	31.226	910	20.760	24	910	GOWER	51.986	51.986	0.000	
25	84	31.341	19	20.762	25	14	YIANNI	52.248	52.423	0.175	
26	14	31.616	134	20.833	26	84	DELLOW	52.420	52.420	0.000	
27	134	31.631	81	20.850	27	134	GILBERT	52.464	52.464	0.000	
28	48	31.742	48	20.958	28	81	HARTLE	52.666	53.069	0.403	
29	81	31.816	63	21.055	29	48	COLLINS	52.700	52.700	0.000	
30	63	32.006	84	21.079	30	63	WREN	53.061	53.253	0.192	
31	23	32.181	23	21.106	31	23	PAES	53.287	53.420	0.133	
32	274	32.962	115	21.695	32	274	LATIMER	54.736	54.736	0.000	
33	115	33.202	274	21.774	33	115	KEILTY	54.897	55.058	0.161	
34	66	33.356	66	22.019	34	66	HARVEY	55.375	55.457	0.082	

BMCRC-MRO Championships 2025 - Rnd 1 @ Brands Hatch Indy

Reactive Parts MRO Powerbikes inc Clubman 1000 & Retro 1000

RACE 15 - STATISTICS

Competitors Started 34
Planned Start 2025-03-15 @ 16:40:00.000
Actual Start 2025-03-15 @ 17:01:10.736
Finish Time 2025-03-15 @ 17:07:03.470
Track Length 1.2079mi.
Total Laps 234
Total Distance Covered 282.6592mi.

Session Fastest Lap History

NO	CL	NAME	LAP TIME	TIME OF DAY	LAP	VEHICLE
88		Scott HALLIDAY	50.236	17:02:56.687	2	Suzuki GSXR 1000
47		Daryl DANCE	49.819	17:02:59.206	2	YAMAHA YZF R1
88		Scott HALLIDAY	49.555	17:03:46.244	3	Suzuki GSXR 1000
88		Scott HALLIDAY	49.006	17:04:35.248	4	Suzuki GSXR 1000

Session Leader History

NO	CL	NAME	FROM LAP	LAPS LED	DISTANCE	VEHICLE
224		Lee HEALEY	1	1	1.20 miles	Honda CBR1000RR
88		Scott HALLIDAY	2	6	7.24 miles	Suzuki GSXR 1000

Flag History

TYPE	TIME OF DAY
GREEN	17:01:10.736
FINISH	17:07:03.470

Flag Statistics

TYPE	COUNT	TOTAL LAPS	TOTAL TIME
Green	1	7	6:49.563
Red	0	0	0.000
Safety Car	0	0	0.000
FCY	0	0	0.000

BMCRC-MRO Championships 2025 - Rnd 1 @ Brands Hatch Indy
Reactive Parts MRO Powerbikes inc Clubman 1000 & Retro 1000
RACE 15 - STATISTICS

CLASS :

14 Starters

Fastest Lap History

NO	NAME	LAP TIME	TIME OF DAY	LAP	VEHICLE
88	Scott HALLIDAY	50.236	17:02:56.687	2	Suzuki GSXR 1000
47	Daryl DANCE	49.819	17:02:59.206	2	YAMAHA YZF R1
88	Scott HALLIDAY	49.555	17:03:46.244	3	Suzuki GSXR 1000
88	Scott HALLIDAY	49.006	17:04:35.248	4	Suzuki GSXR 1000

Leader History

NO	NAME	FROM LAP	LAPS LED	DISTANCE	VEHICLE
224	Lee HEALEY	1	1	1.20 miles	Honda CBR1000RR
88	Scott HALLIDAY	2	6	7.24 miles	Suzuki GSXR 1000

BMCRC-MRO Championships 2025 - Rnd 1 @ Brands Hatch Indy
Reactive Parts MRO Powerbikes inc Clubman 1000 & Retro 1000
RACE 15 - STATISTICS

CLASS : C

15 Starters

Fastest Lap History

NO	NAME	LAP TIME	TIME OF DAY	LAP	VEHICLE
100	Sam CRANSTONE	50.333	17:02:57.094	2	Honda CBR1000RR FIRBELADE
100	Sam CRANSTONE	49.871	17:03:46.966	3	Honda CBR1000RR FIRBELADE
100	Sam CRANSTONE	49.791	17:04:36.755	4	Honda CBR1000RR FIRBELADE
100	Sam CRANSTONE	49.772	17:05:26.528	5	Honda CBR1000RR FIRBELADE
100	Sam CRANSTONE	49.558	17:06:16.085	6	Honda CBR1000RR FIRBELADE

Leader History

NO	NAME	FROM LAP	LAPS LED	DISTANCE	VEHICLE
100	Sam CRANSTONE	1	7	8.45 miles	Honda CBR1000RR FIRBELADE

BMCRC-MRO Championships 2025 - Rnd 1 @ Brands Hatch Indy
Reactive Parts MRO Powerbikes inc Clubman 1000 & Retro 1000
RACE 15 - STATISTICS

CLASS : RET

5 Starters

Fastest Lap History

NO	NAME	LAP TIME	TIME OF DAY	LAP	VEHICLE
19	Tyler DONOVAN	52.814	17:03:04.533	2	
78	Jamie THOMAS	52.062	17:03:57.475	3	Suzuki GSXR 1000
78	Jamie THOMAS	51.335	17:04:48.811	4	Suzuki GSXR 1000

Leader History

NO	NAME	FROM LAP	LAPS LED	DISTANCE	VEHICLE
19	Tyler DONOVAN	1	2	2.41 miles	
78	Jamie THOMAS	3	5	6.03 miles	Suzuki GSXR 1000



BMCRC-MRO Championships 2025 - Rnd 1 @ Brands Hatch Indy
Reactive Parts MRO Powerbikes inc Clubman 1000 & Retro 1000
RACE 5 - GRID (12 Laps)

ROW 12	35	184	David TWYFORD	55.457	34	66	Stephen HARVEY
ROW 11	33	115	Tony KEILTY	55.058	32	274	Stewart LATIMER
ROW 10	30	63	Matthew WREN	53.253	29	81	Dan HARTLE
ROW 9	27	134	Donald GILBERT	52.464	26	14	Alex YIANNI
ROW 8	24	19	Tyler DONOVAN	52.185	23	910	Harry GOWER
ROW 7	21	43	David WILLIAMS	51.527	20	45	Jake MARSH
ROW 6	18	17	Phillip BAKER	51.460	17	70	Robert PEARCE
ROW 5	15	33	Luke BLACKFORD	51.324	14	87	Karl THOMPSON
ROW 4	12	141	Ramone HUNTE	51.196	11	188	Dawid KRAWIECKI
ROW 3	9	179	James O'MARA	50.948	8	187	Dan CHAMBERLAIN
ROW 2	6	47	Daryl DANCE	49.819	5	71	Maximus HARDY
ROW 1	3	100	Sam CRANSTONE	49.558	2	224	Lee HEALEY
					1	88	Scott HALLIDAY
							Pole

These results are provisional until the conclusion of any judicial and technical matters.

Brands Hatch Indy: 1.2079 miles

Clerk Of Course:	Timekeeper:	<i>Craig Smith</i>	
------------------	-------------	--------------------	--

Results can be found at www.tsl-timing.com

Printed - 17:12 Saturday, 15 March 2025





BMCRC-MRO Championships 2025 - Rnd 1 @ Brands Hatch Indy

Reactive Parts MRO Powerbikes inc Clubman 1000 & Retro 1000

RACE 5 - CLASSIFICATION

Race Distance: 9 Laps / 10.87 miles

POS	NO	CL	PIC	NAME	ENTRY	LAPS	TIME	GAP	DIFF	MPH	BEST	ON	GRD	↑↓
1	88		1	Scott HALLIDAY	Suzuki GSXR 1000 - Performance fitness gym	9	7:32.149			86.55	49.150	8	1	0
2	224		2	Lee HEALEY	Honda CBR1000RR - Staxson Ltd	9	7:32.372	0.223	0.223	86.51	49.076	9	2	0
3	100	C	1	Sam CRANSTONE	Honda CBR1000RR FIRBELADE - Fortis Racing	9	7:34.093	1.944	1.721	86.18	49.434	8	3	0
4	71		3	Maximus HARDY	Ducati - Dad	9	7:34.694	2.545	0.601	86.07	49.202	7	5	1
5	49		4	Luke WALLINGTON	Honda FIREBLADE - Roxo Rodina Racing	9	7:35.492	3.343	0.798	85.92	49.173	9	7	2
6	47	RET	1	Daryl DANCE	YAMAHA YZF R1 - 2 brothers scaffolding	9	7:39.333	7.184	3.841	85.20	49.966	3	6	0
7	187	C	2	Dan CHAMBERLAIN	Suzuki GSXR - may construction/peter baker M/C's	9	7:39.407	7.258	0.074	85.19	49.970	5	8	1
8	3		5	Jason BURRILL	BMW M1000RR -	9	7:40.014	7.865	0.607	85.07	50.133	3	10	2
9	45		6	Jake MARSH	Honda CBR1000RR FIRBELADE - RD Racing	9	7:40.094	7.945	0.080	85.06	50.140	5	20	11
10	997		7	Michael AUSTIN	Suzuki GSXR1000 - Mpa screeds	9	7:41.882	9.733	1.788	84.73	49.861	9	19	9
11	85	C	3	Ben WOOD	Yamaha R1 -	9	7:42.950	10.801	1.068	84.53	49.488	8	13	2
12	70	C	4	Robert PEARCE	Aprilia RSV4 1000 - Paintworx Body Repair	9	7:46.319	14.170	3.369	83.92	50.488	3	17	5
13	188		8	Dawid KRAWIECKI	Yamaha R1 - Code Blue LTD & D A East Electrical	9	7:46.699	14.550	0.380	83.86	50.056	6	11	-2
14	17		9	Philip BAKER	BMW S1000RR - Ashford Accident Repair Centre Ltd	9	7:48.648	16.499	1.949	83.51	50.540	9	18	4
15	141	RET	2	Ramone HUNTE	Kawasaki ZX10R - my wallet.com	9	7:49.189	17.040	0.541	83.41	50.781	8	12	-3
16	33	C	5	Luke BLACKFORD	Kawasaki ZX10RR - Trellisk motorcycles/Ameera groundworl	9	7:49.273	17.124	0.084	83.40	50.800	9	15	-1
17	179	C	6	James O'MARA	- BRP Machining Ltd - Alton Compressor Serviss	9	7:49.560	17.411	0.287	83.34	50.715	9	9	-8
18	78	RET	3	Jamie THOMAS	Suzuki GSXR 1000 - Team RubyRacing	9	7:51.866	19.717	2.306	82.94	50.843	8	16	-2
19	19	RET	4	Tyler DONOVAN	- Tinder Corp	9	7:53.204	21.055	1.338	82.70	50.799	6	24	5
20	777		10	Adam DAVEY	BMW S1000RR - Cayman convertible roof repairs	9	7:53.972	21.823	0.768	82.57	51.410	4	22	2
21	84	C	7	Martyn DELLOW	Suzuki GSXR1000 - Kirdford Shotblasting	9	7:58.915	26.766	4.943	81.72	51.381	3	25	4
22	48	C	8	Aaron COLLINS	BMW S1000RR - Precision installations	9	8:00.173	28.024	1.258	81.50	51.060	9	28	6
23	43	C	9	David WILLIAMS	Yamaha R1 -	9	8:00.269	28.120	0.096	81.49	51.229	9	21	-2
24	81	C	10	Dan HARTLE	Yamaha R1 2CR - #Teamrace	9	8:00.588	28.439	0.319	81.43	51.311	9	29	5
25	14	C	11	Alex YIANNI	BMW S1000 RR - Airpack 2000 Racing/Almig Compressors	9	8:01.823	29.674	1.235	81.22	51.677	8	26	1
26	910	C	12	Harry GOWER	BMW S1000RR - RG Racing	9	8:02.347	30.198	0.524	81.13	52.056	9	23	-3
27	63	RET	5	Matthew WREN	Suzuki GSXR1000 - TBR performance	9	8:12.507	40.358	10.160	79.46	53.198	6	30	3
28	23	C	13	Jason PAES	Aprilia RSV4 - J&R Electrical Ltd	9	8:12.757	40.608	0.250	79.42	53.254	6	31	3
29	274	RET	6	Stewart LATIMER	Suzuki GSXR1000 RR - Fat Bloke Racing RR	9	8:17.614	45.465	4.857	78.65	53.722	2	32	3
30	66	C	14	Stephen HARVEY	Kawasaki ZX10 -	9	8:25.039	52.890	7.425	77.49	54.556	6	34	4

NOT CLASSIFIED

DNF	10			Ross DUNNING	BMW 1000RR - Surrey Glazing	1	56.280	8 Laps	8 Laps	77.26				4
DNF	134			Donald GILBERT	Suzuki GSXR1000 - S and N tyres	1	1:01.729	8 Laps	5.449	70.44				27

FASTEST LAP

	224			Lee HEALEY	Honda CBR1000RR - Staxson Ltd	9	49.076			88.60 mph				142.60 kph
	100	C		Sam CRANSTONE	Honda CBR1000RR FIRBELADE - Fortis Racing	8	49.434			87.96 mph				141.57 kph
	47	RET		Daryl DANCE	YAMAHA YZF R1 - 2 brothers scaffolding	3	49.966			87.03 mph				140.06 kph

Class - 92.5% of Race Speed = 80.05 mph
 Class C - 92.5% of Race Speed = 79.71 mph
 Class RET - 92.5% of Race Speed = 78.81 mph

Weather / Track : Cloudy / Dry

These results are provisional until the conclusion of any judicial and technical matters.

Date: 16/03/2025 Start: 11:46 Finish: 11:54
Brands Hatch Indy: 1.2079 miles

Clerk Of Course:

Timekeeper:

Craig Smith



Results can be found at www.tsl-timing.com

Printed - 11:56 Sunday, 16 March 2025



BMCRC-MRO Championships 2025 - Rnd 1 @ Brands Hatch Indy

Reactive Parts MRO Powerbikes inc Clubman 1000 & Retro 1000

RACE 5 - LAP CHART

LAP 1 @ 11:47:27.779			LAP 3 @ 11:49:08.206			LAP 5 @ 11:50:47.635			LAP 7 @ 11:52:26.429			LAP 9 @ 11:54:04.815		
NO	BEHIND	LAP TIME	NO	BEHIND	LAP TIME	NO	BEHIND	LAP TIME	NO	BEHIND	LAP TIME	NO	BEHIND	LAP TIME
100		55.113	224		50.114	224		49.540	88		49.482	88		49.236
47	0.351	55.464	100	0.090	50.524	88	0.108	49.296	224	0.128	49.434	224	0.223	49.076
224	0.555	55.668	88	0.315	50.112	100	0.838	49.537	100	1.191	49.561	100	1.944	49.705
88	0.665	55.778	47	0.729	49.966	47	1.684	49.986	71	2.152	49.202	71	2.545	49.476
71	1.097	56.210	71	0.918	49.965	71	1.859	49.922	49	3.161	49.370	49	3.343	49.173
10	1.167	56.280	187	1.395	50.037	187	2.042	49.970	47	3.898	50.696	47	7.184	50.912
187	1.418	56.531	49	1.655	50.039	49	2.584	50.100	187	4.144	50.621	187	7.258	50.820
49	1.800	56.913	3	2.495	50.133	3	3.618	50.232	3	5.203	50.224	3	7.865	50.566
3	2.256	57.369	45	2.866	50.263	45	3.906	50.140	45	5.643	50.245	45	7.945	50.434
45	2.361	57.474	70	3.993	50.488	997	6.712	50.644	997	8.077	50.162	997	9.733	49.861
141	2.740	57.853	141	5.041	51.721	70	6.738	51.049	85	9.999	50.986	85	10.801	49.700
85	2.986	58.099	85	5.153	51.445	85	7.115	49.951	70	10.416	51.521	70	14.170	51.293
70	3.195	58.308	997	5.289	50.904	141	8.875	51.863	188	10.872	50.626	188	14.550	51.184
997	3.543	58.656	188	5.757	50.959	188	8.984	51.504	141	13.349	51.234	141	16.499	50.540
33	4.197	59.310	33	6.748	51.255	33	9.411	50.953	777	16.279	51.819	777	17.040	51.296
188	4.259	59.372	179	7.172	51.203	179	9.811	51.076	179	13.920	51.337	179	17.124	50.800
777	4.828	59.941	777	7.837	51.519	17	10.730	50.572	777	16.279	51.819	777	17.411	50.715
179	4.878	59.991	17	8.084	51.181	777	11.590	51.772	8	16.370	51.693	8	19.717	50.890
17	5.059	1:00.172	78	8.452	51.652	8	13.065	51.638	19	16.535	51.465	19	21.055	50.916
78	5.278	1:00.391	84	9.060	51.381	78	12.162	51.687	84	19.588	52.900	84	21.823	51.904
19	5.743	1:00.856	19	9.482	52.074	19	13.065	51.638	43	22.776	52.257	43	26.766	52.757
84	6.103	1:01.216	43	11.301	52.782	84	13.150	51.941	81	22.898	52.257	81	28.024	51.060
43	6.248	1:01.361	14	11.624	52.612	43	16.756	52.279	48	23.253	51.685	48	28.120	51.229
14	6.321	1:01.434	81	12.602	52.711	81	16.821	52.034	14	24.166	53.011	14	28.439	51.311
134	6.616	1:01.729	910	12.656	52.976	14	17.645	52.342	910	24.194	52.262	910	29.674	52.217
910	6.966	1:02.079	48	13.078	52.264	48	18.005	52.012	63	31.936	53.660	63	30.198	52.056
81	7.087	1:02.200	63	15.708	53.701	910	18.527	52.499	23	32.212	53.432	23	40.358	53.455
48	7.965	1:03.078	274	15.732	53.993	63	23.872	53.711	274	35.343	54.546	274	40.608	53.266
274	8.444	1:03.557	23	16.440	53.692	23	24.320	53.652	66	40.979	55.020	66	45.465	54.386
63	8.464	1:03.577	66	19.775	54.745	274	25.043	54.072	23			23	45.465	54.386
23	8.908	1:04.021				66	30.197	54.870	66			66	52.890	54.768
66	9.651	1:04.764												

LAP 2 @ 11:48:17.772			LAP 4 @ 11:49:58.095			LAP 6 @ 11:51:36.947			LAP 8 @ 11:53:15.579					
NO	BEHIND	LAP TIME	NO	BEHIND	LAP TIME	NO	BEHIND	LAP TIME	NO	BEHIND	LAP TIME	NO	BEHIND	LAP TIME
100		49.993	224		49.889	88		49.204	88		49.150	224	0.383	49.405
224	0.320	49.758	88	0.352	49.926	224	0.176	49.488	224	1.475	49.434	100	1.475	49.434
88	0.637	49.965	100	0.841	50.640	100	1.112	49.586	100	2.305	49.303	71	2.305	49.303
47	1.197	50.839	47	1.238	50.398	71	2.432	49.885	49	3.406	49.395	49	3.406	49.395
71	1.387	50.283	71	1.477	50.448	47	2.684	50.312	47	5.508	50.760	47	5.508	50.760
187	1.792	50.367	187	1.612	50.106	187	3.005	50.275	187	5.674	50.680	187	5.674	50.680
49	2.050	50.243	49	2.024	50.258	49	3.273	50.001	3	6.535	50.482	3	6.535	50.482
3	2.796	50.533	3	2.926	50.320	3	4.461	50.155	45	6.747	50.254	45	6.747	50.254
45	3.037	50.669	45	3.306	50.329	45	4.880	50.286	997	9.108	50.181	997	9.108	50.181
141	3.754	51.007	70	5.229	51.125	70	8.377	50.951	85	10.337	49.488	85	10.337	49.488
70	3.939	50.737	997	5.608	50.208	85	8.495	50.692	70	12.113	50.847	70	12.113	50.847
85	4.142	51.149	141	6.552	51.400	188	9.728	50.056	188	12.602	50.880	188	12.602	50.880
997	4.819	51.269	85	6.704	51.440	141	11.597	52.034	141	14.980	50.781	141	14.980	50.781
188	5.232	50.966	188	7.020	51.152	17	12.000	50.582	17	15.195	50.832	17	15.195	50.832
33	5.927	51.723	33	7.998	51.139	179	12.065	51.566	33	15.560	51.009	33	15.560	51.009
179	6.403	51.518	179	8.275	50.992	777	13.942	51.664	179	15.932	51.162	179	15.932	51.162
777	6.752	51.917	777	9.358	51.410	78	14.159	51.309	78	18.063	50.843	78	18.063	50.843
78	7.234	51.949	17	9.698	51.503	19	14.552	50.799	777	19.155	52.026	777	19.155	52.026
17	7.337	52.271	78	10.015	51.452	84	16.170	52.332	19	19.375	51.990	19	19.375	51.990
19	7.842	52.092	84	10.749	51.578	43	20.001	52.557	84	23.245	52.807	84	23.245	52.807
84	8.113	52.003	19	10.967	51.374	81	20.123	52.614	43	26.127	52.501	43	26.127	52.501
43	8.953	52.698	43	14.017	52.605	14	20.637	52.304	48	26.200	52.097	48	26.200	52.097
14	9.446	53.118	81	14.327	51.614	48	21.050	52.357	81	26.364	52.616	81	26.364	52.616
910	10.114	53.141	14	14.843	53.108	910	21.414	52.199	14	26.693	51.677	14	26.693	51.677
81	10.325	53.231	48	15.533	52.344									
48	11.248	53.276	910	15.568	52.801									
274	12.173	53.722	63	19.701	53.882									
63	12.441	53.970												

Weather / Track : Cloudy / Dry

Brands Hatch Indy: 1.2079 miles
Date: 16/03/2025 Start: 11:46 Finish: 11:54

Results can be found at www.tsl-timing.com

Printed - 11:55 Sunday, 16 March 2025

BMCRC-MRO Championships 2025 - Rnd 1 @ Brands Hatch Indy

Reactive Parts MRO Powerbikes inc Clubman 1000 & Retro 1000

RACE 5 - POSITION CHART

No	Name	Lap Pos										
			1	2	3	4	5	6	7	8	9	10
88	HALLIDAY	1	100	100	224	224	224	88	88	88	88	
224	HEALEY	2	47	224	100	88	88	224	224	224	224	
100	CRANSTONE	3	224	88	88	100	100	100	100	100	100	
10	DUNNING	4	88	47	47	47	47	71	71	71	71	
71	HARDY	5	71	71	71	71	71	47	49	49	49	
47	DANCE	6	10	187	187	187	187	187	47	47	47	
49	WALLINGTON	7	187	49	49	49	49	49	187	187	187	
187	CHAMBERLAIN	8	49	3	3	3	3	3	3	3	3	
179	O'MARA	9	3	45	45	45	45	45	45	45	45	
3	BURRILL	10	45	141	70	70	997	997	997	997	997	
188	KRAWIECKI	11	141	70	141	997	70	70	85	85	85	
141	HUNTE	12	85	85	85	141	85	85	70	70	70	
85	WOOD	13	70	997	997	85	141	188	188	188	188	
33	BLACKFORD	14	997	188	188	188	188	141	141	141	17	
78	THOMAS	15	33	33	33	33	33	33	17	17	141	
70	PEARCE	16	188	179	179	179	179	17	33	33	33	
17	BAKER	17	777	777	777	777	17	179	179	179	179	
997	AUSTIN	18	179	78	17	17	777	777	777	78	78	
45	MARSH	19	17	17	78	78	78	78	78	777	19	
43	WILLIAMS	20	78	19	84	84	19	19	19	19	777	
777	DAVEY	21	19	84	19	19	84	84	84	84	84	
910	GOWER	22	84	43	43	43	43	43	43	43	48	
19	DONOVAN	23	43	14	14	81	81	81	81	48	43	
84	DELLOW	24	14	910	81	14	14	14	48	81	81	
14	YIANNI	25	134	81	910	48	48	48	14	14	14	
134	GILBERT	26	910	48	48	910	910	910	910	910	910	
48	COLLINS	27	81	274	63	63	63	63	63	63	63	
81	HARTLE	28	48	63	274	23	23	23	23	23	23	
63	WREN	29	274	23	23	274	274	274	274	274	274	
23	PAES	30	63	66	66	66	66	66	66	66	66	
274	LATIMER	31	23									
66	HARVEY	32	66									

BMCRC-MRO Championships 2025 - Rnd 1 @ Brands Hatch Indy

Reactive Parts MRO Powerbikes inc Clubman 1000 & Retro 1000

RACE 5 - SECTOR ANALYSIS



SECTOR 1 = FL to I1, SECTOR 2 = I1 to FL, DIFF = Difference To Personal Best Lap, P = Crossed Finish Line in Pit Lane, D = Time Disallowed

P1 88		Scott HALLIDAY		Suzuki GSXR 1000 - Performance fitness gym			
IDEAL LAP TIME : 49.068		BEST LAP TIME : 49.150		DIFFERENCE : 0.082			
LAP	SECTOR 1	SECTOR 2	LAP TIME	MPH	DIFF	TIME OF DAY	
1 -		20.332	55.778	77.96	6.628	11:47:28.444	
2 -	30.123	19.842	49.965	87.03	0.815	11:48:18.409	
3 -	29.512	20.600	50.112	86.77	0.962	11:49:08.521	
4 -	30.088	19.838	49.926	87.10	0.776	11:49:58.447	
5 -	29.370	19.926	49.296	88.21	0.146	11:50:47.743	
6 -	29.230	19.974	49.204 (2)	88.37	0.054	11:51:36.947	
7 -	29.557	19.925	49.482	87.88	0.332	11:52:26.429	
8 -	29.235	19.915	49.150 (1)	88.47		11:53:15.579	
9 -	29.356	19.880	49.236 (3)	88.32	0.086	11:54:04.815	

P2 224		Lee HEALEY		Honda CBR1000RR - Staxson Ltd			
IDEAL LAP TIME : 49.016		BEST LAP TIME : 49.076		DIFFERENCE : 0.060			
LAP	SECTOR 1	SECTOR 2	LAP TIME	MPH	DIFF	TIME OF DAY	
1 -		20.101	55.668	78.11	6.592	11:47:28.334	
2 -	29.800	19.958	49.758	87.39	0.682	11:48:18.092	
3 -	29.376	20.738	50.114	86.77	1.038	11:49:08.206	
4 -	29.928	19.961	49.889	87.16	0.813	11:49:58.095	
5 -	29.504	20.036	49.540	87.77	0.464	11:50:47.635	
6 -	29.656	19.832	49.488	87.87	0.412	11:51:37.123	
7 -	29.613	19.821	49.434 (3)	87.96	0.358	11:52:26.557	
8 -	29.574	19.831	49.405 (2)	88.01	0.329	11:53:15.962	
9 -	29.436	19.640	49.076 (1)	88.60		11:54:05.038	

P3 100 C		Sam CRANSTONE		Honda CBR1000RR FIRBELADE - Fortis Racing			
IDEAL LAP TIME : 49.434		BEST LAP TIME : 49.434		DIFFERENCE : 0.000			
LAP	SECTOR 1	SECTOR 2	LAP TIME	MPH	DIFF	TIME OF DAY	
1 -		20.123	55.113	78.90	5.679	11:47:27.779	
2 -	30.158	19.835	49.993	86.98	0.559	11:48:17.772	
3 -	29.668	20.856	50.524	86.07	1.090	11:49:08.296	
4 -	30.556	20.084	50.640	85.87	1.206	11:49:58.936	
5 -	29.676	19.861	49.537 (2)	87.78	0.103	11:50:48.473	
6 -	29.793	19.793	49.586	87.69	0.152	11:51:38.059	
7 -	29.760	19.801	49.561 (3)	87.74	0.127	11:52:27.620	
8 -	29.668	19.766	49.434 (1)	87.96		11:53:17.054	
9 -	29.779	19.926	49.705	87.48	0.271	11:54:06.759	

P4 71		Maximus HARDY		Ducati - Dad			
IDEAL LAP TIME : 49.202		BEST LAP TIME : 49.202		DIFFERENCE : 0.000			
LAP	SECTOR 1	SECTOR 2	LAP TIME	MPH	DIFF	TIME OF DAY	
1 -		20.482	56.210	77.36	7.008	11:47:28.876	
2 -	30.285	19.998	50.283	86.48	1.081	11:48:19.159	
3 -	29.750	20.215	49.965	87.03	0.763	11:49:09.124	
4 -	30.103	20.345	50.448	86.19	1.246	11:49:59.572	
5 -	29.819	20.103	49.922	87.10	0.720	11:50:49.494	
6 -	29.916	19.969	49.885	87.17	0.683	11:51:39.379	
7 -	29.294	19.908	49.202 (1)	88.38		11:52:28.581	
8 -	29.316	19.987	49.303 (2)	88.20	0.101	11:53:17.884	
9 -	29.485	19.991	49.476 (3)	87.89	0.274	11:54:07.360	

BMCRC-MRO Championships 2025 - Rnd 1 @ Brands Hatch Indy

Reactive Parts MRO Powerbikes inc Clubman 1000 & Retro 1000

RACE 5 - SECTOR ANALYSIS



SECTOR 1 = FL to I1, SECTOR 2 = I1 to FL, DIFF = Difference To Personal Best Lap, P = Crossed Finish Line in Pit Lane, D = Time Disallowed

P5 49		Luke WALLINGTON		Honda FIREBLADE - Roxo Rodina Racing			
IDEAL LAP TIME : 49.143		BEST LAP TIME : 49.173		DIFFERENCE : 0.030			
LAP	SECTOR 1	SECTOR 2	LAP TIME	MPH	DIFF	TIME OF DAY	
1 -		20.177	56.913	76.40	7.740	11:47:29.579	
2 -	30.173	20.070	50.243	86.55	1.070	11:48:19.822	
3 -	30.034	20.005	50.039	86.90	0.866	11:49:09.861	
4 -	30.187	20.071	50.258	86.52	1.085	11:50:00.119	
5 -	30.021	20.079	50.100	86.79	0.927	11:50:50.219	
6 -	30.025	19.976	50.001	86.97	0.828	11:51:40.220	
7 -	29.567	19.803	49.370 (2)	88.08	0.197	11:52:29.590	
8 -	29.425	19.970	49.395 (3)	88.03	0.222	11:53:18.985	
9 -	29.340	19.833	49.173 (1)	88.43		11:54:08.158	

P6 47 RET		Daryl DANCE		YAMAHA YZF R1 - 2 brothers scaffolding			
IDEAL LAP TIME : 49.756		BEST LAP TIME : 49.966		DIFFERENCE : 0.210			
LAP	SECTOR 1	SECTOR 2	LAP TIME	MPH	DIFF	TIME OF DAY	
1 -		20.311	55.464	78.40	5.498	11:47:28.130	
2 -	30.785	20.054	50.839	85.53	0.873	11:48:18.969	
3 -	29.702	20.264	49.966 (1)	87.03		11:49:08.935	
4 -	30.163	20.235	50.398	86.28	0.432	11:49:59.333	
5 -	29.894	20.092	49.986 (2)	86.99	0.020	11:50:49.319	
6 -	30.108	20.204	50.312 (3)	86.43	0.346	11:51:39.631	
7 -	30.560	20.136	50.696	85.77	0.730	11:52:30.327	
8 -	30.488	20.272	50.760	85.66	0.794	11:53:21.087	
9 -	30.541	20.371	50.912	85.41	0.946	11:54:11.999	

P7 187 C		Dan CHAMBERLAIN		Suzuki GSXR - may construction/peter baker M/C's			
IDEAL LAP TIME : 49.916		BEST LAP TIME : 49.970		DIFFERENCE : 0.054			
LAP	SECTOR 1	SECTOR 2	LAP TIME	MPH	DIFF	TIME OF DAY	
1 -		20.273	56.531	76.92	6.561	11:47:29.197	
2 -	30.276	20.091	50.367	86.33	0.397	11:48:19.564	
3 -	30.044	19.993	50.037 (2)	86.90	0.067	11:49:09.601	
4 -	30.032	20.074	50.106 (3)	86.78	0.136	11:49:59.707	
5 -	30.086	19.884	49.970 (1)	87.02		11:50:49.677	
6 -	30.342	19.933	50.275	86.49	0.305	11:51:39.952	
7 -	30.439	20.182	50.621	85.90	0.651	11:52:30.573	
8 -	30.344	20.336	50.680	85.80	0.710	11:53:21.253	
9 -	30.692	20.128	50.820	85.56	0.850	11:54:12.073	

P8 3		Jason BURRILL		BMW M1000RR -			
IDEAL LAP TIME : 49.909		BEST LAP TIME : 50.133		DIFFERENCE : 0.224			
LAP	SECTOR 1	SECTOR 2	LAP TIME	MPH	DIFF	TIME OF DAY	
1 -		20.402	57.369	75.80	7.236	11:47:30.035	
2 -	30.366	20.167	50.533	86.05	0.400	11:48:20.568	
3 -	29.985	20.148	50.133 (1)	86.74		11:49:10.701	
4 -	30.187	20.133	50.320	86.41	0.187	11:50:01.021	
5 -	30.076	20.156	50.232	86.57	0.099	11:50:51.253	
6 -	30.231	19.924	50.155 (2)	86.70	0.022	11:51:41.408	
7 -	30.051	20.173	50.224 (3)	86.58	0.091	11:52:31.632	
8 -	30.274	20.208	50.482	86.14	0.349	11:53:22.114	
9 -	30.331	20.235	50.566	85.99	0.433	11:54:12.680	

BMCRC-MRO Championships 2025 - Rnd 1 @ Brands Hatch Indy

Reactive Parts MRO Powerbikes inc Clubman 1000 & Retro 1000

RACE 5 - SECTOR ANALYSIS



SECTOR 1 = FL to I1, SECTOR 2 = I1 to FL, DIFF = Difference To Personal Best Lap, P = Crossed Finish Line in Pit Lane, D = Time Disallowed

P9 45		Jake MARSH		Honda CBR1000RR FIRBELADE - RD Racing		
IDEAL LAP TIME : 49.926		BEST LAP TIME : 50.140		DIFFERENCE : 0.214		
LAP	SECTOR 1	SECTOR 2	LAP TIME	MPH	DIFF	TIME OF DAY
1 -		20.371	57.474	75.66	7.334	11:47:30.140
2 -	30.438	20.231	50.669	85.82	0.529	11:48:20.809
3 -	30.006	20.257	50.263	86.51	0.123	11:49:11.072
4 -	30.297	20.032	50.329	86.40	0.189	11:50:01.401
5 -	30.220	19.920	50.140 (1)	86.72		11:50:51.541
6 -	30.280	20.006	50.286	86.47	0.146	11:51:41.827
7 -	30.098	20.147	50.245 (2)	86.54	0.105	11:52:32.072
8 -	30.131	20.123	50.254 (3)	86.53	0.114	11:53:22.326
9 -	30.368	20.066	50.434	86.22	0.294	11:54:12.760

P10 997		Michael AUSTIN		Suzuki GSXR1000 - Mpa screeds		
IDEAL LAP TIME : 49.824		BEST LAP TIME : 49.861		DIFFERENCE : 0.037		
LAP	SECTOR 1	SECTOR 2	LAP TIME	MPH	DIFF	TIME OF DAY
1 -		20.609	58.656	74.13	8.795	11:47:31.322
2 -	30.998	20.271	51.269	84.81	1.408	11:48:22.591
3 -	30.314	20.590	50.904	85.42	1.043	11:49:13.495
4 -	30.174	20.034	50.208	86.61	0.347	11:50:03.703
5 -	30.335	20.309	50.644	85.86	0.783	11:50:54.347
6 -	29.972	20.025	49.997 (2)	86.97	0.136	11:51:44.344
7 -	30.147	20.015	50.162 (3)	86.69	0.301	11:52:34.506
8 -	30.030	20.151	50.181	86.65	0.320	11:53:24.687
9 -	29.809	20.052	49.861 (1)	87.21		11:54:14.548

P11 85 C		Ben WOOD		Yamaha R1 -		
IDEAL LAP TIME : 49.372		BEST LAP TIME : 49.488		DIFFERENCE : 0.116		
LAP	SECTOR 1	SECTOR 2	LAP TIME	MPH	DIFF	TIME OF DAY
1 -		20.599	58.099	74.84	8.611	11:47:30.765
2 -	31.091	20.058	51.149	85.01	1.661	11:48:21.914
3 -	30.920	20.525	51.445	84.52	1.957	11:49:13.359
4 -	30.874	20.566	51.440	84.53	1.952	11:50:04.799
5 -	30.054	19.897	49.951 (3)	87.05	0.463	11:50:54.750
6 -	30.608	20.084	50.692	85.78	1.204	11:51:45.442
7 -	30.822	20.164	50.986	85.29	1.498	11:52:36.428
8 -	29.721	19.767	49.488 (1)	87.87		11:53:25.916
9 -	30.049	19.651	49.700 (2)	87.49	0.212	11:54:15.616

P12 70 C		Robert PEARCE		Aprilia RSV4 1000 - Paintworx Body Repair		
IDEAL LAP TIME : 50.488		BEST LAP TIME : 50.488		DIFFERENCE : 0.000		
LAP	SECTOR 1	SECTOR 2	LAP TIME	MPH	DIFF	TIME OF DAY
1 -		20.415	58.308	74.57	7.820	11:47:30.974
2 -	30.587	20.150	50.737 (2)	85.70	0.249	11:48:21.711
3 -	30.444	20.044	50.488 (1)	86.13		11:49:12.199
4 -	30.863	20.262	51.125	85.05	0.637	11:50:03.324
5 -	30.566	20.483	51.049	85.18	0.561	11:50:54.373
6 -	30.780	20.171	50.951	85.34	0.463	11:51:45.324
7 -	31.002	20.519	51.521	84.40	1.033	11:52:36.845
8 -	30.594	20.253	50.847 (3)	85.52	0.359	11:53:27.692
9 -	30.926	20.367	51.293	84.77	0.805	11:54:18.985

BMCRC-MRO Championships 2025 - Rnd 1 @ Brands Hatch Indy

Reactive Parts MRO Powerbikes inc Clubman 1000 & Retro 1000

RACE 5 - SECTOR ANALYSIS



SECTOR 1 = FL to I1, SECTOR 2 = I1 to FL, DIFF = Difference To Personal Best Lap, P = Crossed Finish Line in Pit Lane, D = Time Disallowed

P13 188		Dawid KRAWIECKI		Yamaha R1 - Code Blue LTD & D A East Electrical		
IDEAL LAP TIME : 50.056		BEST LAP TIME : 50.056		DIFFERENCE : 0.000		
LAP	SECTOR 1	SECTOR 2	LAP TIME	MPH	DIFF	TIME OF DAY
1 -		20.893	59.372	73.24	9.316	11:47:32.038
2 -	30.511	20.455	50.966	85.32	0.910	11:48:23.004
3 -	30.218	20.741	50.959	85.33	0.903	11:49:13.963
4 -	30.690	20.462	51.152	85.01	1.096	11:50:05.115
5 -	30.795	20.709	51.504	84.43	1.448	11:50:56.619
6 -	29.821	20.235	50.056 (1)	86.87		11:51:46.675
7 -	29.941	20.685	50.626 (2)	85.89	0.570	11:52:37.301
8 -	30.242	20.638	50.880 (3)	85.46	0.824	11:53:28.181
9 -	30.684	20.500	51.184	84.96	1.128	11:54:19.365

P14 17		Philip BAKER		BMW S1000RR - Ashford Accident Repair Centre Ltd		
IDEAL LAP TIME : 50.234		BEST LAP TIME : 50.540		DIFFERENCE : 0.306		
LAP	SECTOR 1	SECTOR 2	LAP TIME	MPH	DIFF	TIME OF DAY
1 -		21.270	1:00.172	72.26	9.632	11:47:32.838
2 -	31.643	20.628	52.271	83.19	1.731	11:48:25.109
3 -	30.547	20.634	51.181	84.96	0.641	11:49:16.290
4 -	30.857	20.646	51.503	84.43	0.963	11:50:07.793
5 -	30.335	20.237	50.572 (2)	85.98	0.032	11:50:58.365
6 -	30.065	20.517	50.582 (3)	85.97	0.042	11:51:48.947
7 -	30.564	20.431	50.995	85.27	0.455	11:52:39.942
8 -	30.605	20.227	50.832	85.54	0.292	11:53:30.774
9 -	30.371	20.169	50.540 (1)	86.04		11:54:21.314

P15 141 RET		Ramone HUNTE		Kawasaki ZX10R - my wallet.com		
IDEAL LAP TIME : 50.781		BEST LAP TIME : 50.781		DIFFERENCE : 0.000		
LAP	SECTOR 1	SECTOR 2	LAP TIME	MPH	DIFF	TIME OF DAY
1 -		20.745	57.853	75.16	7.072	11:47:30.519
2 -	30.478	20.529	51.007 (2)	85.25	0.226	11:48:21.526
3 -	31.011	20.710	51.721	84.07	0.940	11:49:13.247
4 -	30.716	20.684	51.400	84.60	0.619	11:50:04.647
5 -	31.156	20.707	51.863	83.84	1.082	11:50:56.510
6 -	31.355	20.679	52.034	83.57	1.253	11:51:48.544
7 -	30.685	20.549	51.234 (3)	84.87	0.453	11:52:39.778
8 -	30.349	20.432	50.781 (1)	85.63		11:53:30.559
9 -	30.784	20.512	51.296	84.77	0.515	11:54:21.855

P16 33 C		Luke BLACKFORD		Kawasaki ZX10RR - Trelisk motorcycles/Ameera groundwork		
IDEAL LAP TIME : 50.800		BEST LAP TIME : 50.800		DIFFERENCE : 0.000		
LAP	SECTOR 1	SECTOR 2	LAP TIME	MPH	DIFF	TIME OF DAY
1 -		21.175	59.310	73.31	8.510	11:47:31.976
2 -	31.094	20.629	51.723	84.07	0.923	11:48:23.699
3 -	30.602	20.653	51.255	84.84	0.455	11:49:14.954
4 -	30.646	20.493	51.139	85.03	0.339	11:50:06.093
5 -	30.537	20.416	50.953 (2)	85.34	0.153	11:50:57.046
6 -	30.856	20.839	51.695	84.12	0.895	11:51:48.741
7 -	30.939	20.450	51.389	84.62	0.589	11:52:40.130
8 -	30.611	20.398	51.009 (3)	85.25	0.209	11:53:31.139
9 -	30.413	20.387	50.800 (1)	85.60		11:54:21.939

BMCRC-MRO Championships 2025 - Rnd 1 @ Brands Hatch Indy

Reactive Parts MRO Powerbikes inc Clubman 1000 & Retro 1000

RACE 5 - SECTOR ANALYSIS



SECTOR 1 = FL to I1, SECTOR 2 = I1 to FL, DIFF = Difference To Personal Best Lap, P = Crossed Finish Line in Pit Lane, D = Time Disallowed

P17 179 C		James O'MARA		- BRP Machining Ltd - Alton Compressor Services		
IDEAL LAP TIME : 50.694		BEST LAP TIME : 50.715		DIFFERENCE : 0.021		
LAP	SECTOR 1	SECTOR 2	LAP TIME	MPH	DIFF	TIME OF DAY
1 -		21.491	59.991	72.48	9.276	11:47:32.657
2 -	30.800	20.718	51.518	84.40	0.803	11:48:24.175
3 -	30.490	20.713	51.203	84.92	0.488	11:49:15.378
4 -	30.501	20.491	50.992 (2)	85.28	0.277	11:50:06.370
5 -	30.505	20.571	51.076 (3)	85.13	0.361	11:50:57.446
6 -	30.808	20.758	51.566	84.33	0.851	11:51:49.012
7 -	31.022	20.315	51.337	84.70	0.622	11:52:40.349
8 -	30.745	20.417	51.162	84.99	0.447	11:53:31.511
9 -	30.379	20.336	50.715 (1)	85.74		11:54:22.226

P18 78 RET		Jamie THOMAS		Suzuki GSXR 1000 - Team RubyRacing		
IDEAL LAP TIME : 50.813		BEST LAP TIME : 50.843		DIFFERENCE : 0.030		
LAP	SECTOR 1	SECTOR 2	LAP TIME	MPH	DIFF	TIME OF DAY
1 -		21.219	1:00.391	72.00	9.548	11:47:33.057
2 -	31.327	20.622	51.949	83.70	1.106	11:48:25.006
3 -	30.677	20.975	51.652	84.19	0.809	11:49:16.658
4 -	30.845	20.607	51.452	84.51	0.609	11:50:08.110
5 -	30.824	20.863	51.687	84.13	0.844	11:50:59.797
6 -	30.728	20.581	51.309 (3)	84.75	0.466	11:51:51.106
7 -	31.133	20.560	51.693	84.12	0.850	11:52:42.799
8 -	30.592	20.251	50.843 (1)	85.53		11:53:33.642
9 -	30.562	20.328	50.890 (2)	85.45	0.047	11:54:24.532

P19 19 RET		Tyler DONOVAN		- Tinder Corp		
IDEAL LAP TIME : 50.799		BEST LAP TIME : 50.799		DIFFERENCE : 0.000		
LAP	SECTOR 1	SECTOR 2	LAP TIME	MPH	DIFF	TIME OF DAY
1 -		21.614	1:00.856	71.45	10.057	11:47:33.522
2 -	31.180	20.912	52.092	83.47	1.293	11:48:25.614
3 -	31.382	20.692	52.074	83.50	1.275	11:49:17.688
4 -	30.754	20.620	51.374 (3)	84.64	0.575	11:50:09.062
5 -	30.934	20.704	51.638	84.21	0.839	11:51:00.700
6 -	30.438	20.361	50.799 (1)	85.60		11:51:51.499
7 -	30.974	20.491	51.465	84.49	0.666	11:52:42.964
8 -	31.273	20.717	51.990	83.64	1.191	11:53:34.954
9 -	30.456	20.460	50.916 (2)	85.40	0.117	11:54:25.870

P20 777		Adam DAVEY		BMW S1000RR - Cayman convertible roof repairs		
IDEAL LAP TIME : 51.388		BEST LAP TIME : 51.410		DIFFERENCE : 0.022		
LAP	SECTOR 1	SECTOR 2	LAP TIME	MPH	DIFF	TIME OF DAY
1 -		21.123	59.941	72.54	8.531	11:47:32.607
2 -	31.284	20.633	51.917	83.76	0.507	11:48:24.524
3 -	30.916	20.603	51.519 (2)	84.40	0.109	11:49:16.043
4 -	30.936	20.474	51.410 (1)	84.58		11:50:07.453
5 -	31.199	20.573	51.772	83.99	0.362	11:50:59.225
6 -	30.914	20.750	51.664 (3)	84.17	0.254	11:51:50.889
7 -	31.094	20.725	51.819	83.91	0.409	11:52:42.708
8 -	31.314	20.712	52.026	83.58	0.616	11:53:34.734
9 -	31.114	20.790	51.904	83.78	0.494	11:54:26.638

BMCRC-MRO Championships 2025 - Rnd 1 @ Brands Hatch Indy

Reactive Parts MRO Powerbikes inc Clubman 1000 & Retro 1000

RACE 5 - SECTOR ANALYSIS



SECTOR 1 = FL to I1, SECTOR 2 = I1 to FL, DIFF = Difference To Personal Best Lap, P = Crossed Finish Line in Pit Lane, D = Time Disallowed

P21 84 C		Martyn DELLOW		Suzuki GSXR1000 - Kirdford Shotblasting		
IDEAL LAP TIME : 51.381		BEST LAP TIME : 51.381		DIFFERENCE : 0.000		
LAP	SECTOR 1	SECTOR 2	LAP TIME	MPH	DIFF	TIME OF DAY
1 -		21.813	1:01.216	71.03	9.835	11:47:33.882
2 -	31.161	20.842	52.003	83.62	0.622	11:48:25.885
3 -	30.786	20.595	51.381 (1)	84.63		11:49:17.266
4 -	30.940	20.638	51.578 (2)	84.31	0.197	11:50:08.844
5 -	30.830	21.111	51.941 (3)	83.72	0.560	11:51:00.785
6 -	31.394	20.938	52.332	83.09	0.951	11:51:53.117
7 -	31.207	21.693	52.900	82.20	1.519	11:52:46.017
8 -	31.592	21.215	52.807	82.34	1.426	11:53:38.824
9 -	31.768	20.989	52.757	82.42	1.376	11:54:31.581

P22 48 C		Aaron COLLINS		BMW S1000RR - Precision installations		
IDEAL LAP TIME : 51.060		BEST LAP TIME : 51.060		DIFFERENCE : 0.000		
LAP	SECTOR 1	SECTOR 2	LAP TIME	MPH	DIFF	TIME OF DAY
1 -		21.972	1:03.078	68.94	12.018	11:47:35.744
2 -	32.224	21.052	53.276	81.62	2.216	11:48:29.020
3 -	31.486	20.778	52.264	83.20	1.204	11:49:21.284
4 -	31.506	20.838	52.344	83.07	1.284	11:50:13.628
5 -	31.316	20.696	52.012 (3)	83.60	0.952	11:51:05.640
6 -	31.777	20.580	52.357	83.05	1.297	11:51:57.997
7 -	31.243	20.442	51.685 (2)	84.13	0.625	11:52:49.682
8 -	31.282	20.815	52.097	83.47	1.037	11:53:41.779
9 -	30.856	20.204	51.060 (1)	85.16		11:54:32.839

P23 43 C		David WILLIAMS		Yamaha R1 -		
IDEAL LAP TIME : 51.074		BEST LAP TIME : 51.229		DIFFERENCE : 0.155		
LAP	SECTOR 1	SECTOR 2	LAP TIME	MPH	DIFF	TIME OF DAY
1 -		21.683	1:01.361	70.86	10.132	11:47:34.027
2 -	31.528	21.170	52.698	82.51	1.469	11:48:26.725
3 -	31.445	21.337	52.782	82.38	1.553	11:49:19.507
4 -	31.695	20.910	52.605	82.66	1.376	11:50:12.112
5 -	31.485	20.794	52.279 (3)	83.18	1.050	11:51:04.391
6 -	31.679	20.878	52.557	82.74	1.328	11:51:56.948
7 -	31.305	20.952	52.257 (2)	83.21	1.028	11:52:49.205
8 -	31.319	21.182	52.501	82.82	1.272	11:53:41.706
9 -	30.280	20.949	51.229 (1)	84.88		11:54:32.935

P24 81 C		Dan HARTLE		Yamaha R1 2CR - #Teamrace		
IDEAL LAP TIME : 51.293		BEST LAP TIME : 51.311		DIFFERENCE : 0.018		
LAP	SECTOR 1	SECTOR 2	LAP TIME	MPH	DIFF	TIME OF DAY
1 -		21.658	1:02.200	69.91	10.889	11:47:34.866
2 -	32.332	20.899	53.231	81.69	1.920	11:48:28.097
3 -	31.820	20.891	52.711	82.49	1.400	11:49:20.808
4 -	31.086	20.528	51.614 (2)	84.25	0.303	11:50:12.422
5 -	31.523	20.511	52.034 (3)	83.57	0.723	11:51:04.456
6 -	31.995	20.619	52.614	82.65	1.303	11:51:57.070
7 -	31.734	20.523	52.257	83.21	0.946	11:52:49.327
8 -	31.886	20.730	52.616	82.64	1.305	11:53:41.943
9 -	31.104	20.207	51.311 (1)	84.74		11:54:33.254

BMCRC-MRO Championships 2025 - Rnd 1 @ Brands Hatch Indy

Reactive Parts MRO Powerbikes inc Clubman 1000 & Retro 1000

RACE 5 - SECTOR ANALYSIS



SECTOR 1 = FL to I1, SECTOR 2 = I1 to FL, DIFF = Difference To Personal Best Lap, P = Crossed Finish Line in Pit Lane, D = Time Disallowed

P25 14 C		Alex YIANNI		BMW S1000 RR - Airpack 2000 Racing/Almig Compressors			
IDEAL LAP TIME : 51.645		BEST LAP TIME : 51.677		DIFFERENCE : 0.032			
LAP	SECTOR 1	SECTOR 2	LAP TIME	MPH	DIFF	TIME OF DAY	
1 -		21.496	1:01.434	70.78	9.757	11:47:34.100	
2 -	32.412	20.706	53.118	81.86	1.441	11:48:27.218	
3 -	32.091	20.521	52.612	82.65	0.935	11:49:19.830	
4 -	32.307	20.801	53.108	81.88	1.431	11:50:12.938	
5 -	31.845	20.497	52.342	83.08	0.665	11:51:05.280	
6 -	31.927	20.377	52.304 (3)	83.14	0.627	11:51:57.584	
7 -	32.265	20.746	53.011	82.03	1.334	11:52:50.595	
8 -	31.268	20.409	51.677 (1)	84.14		11:53:42.272	
9 -	31.735	20.482	52.217 (2)	83.27	0.540	11:54:34.489	

P26 910 C		Harry GOWER		BMW S1000RR - RG Racing			
IDEAL LAP TIME : 51.809		BEST LAP TIME : 52.056		DIFFERENCE : 0.247			
LAP	SECTOR 1	SECTOR 2	LAP TIME	MPH	DIFF	TIME OF DAY	
1 -		21.976	1:02.079	70.04	10.023	11:47:34.745	
2 -	31.946	21.195	53.141	81.83	1.085	11:48:27.886	
3 -	31.781	21.195	52.976	82.08	0.920	11:49:20.862	
4 -	31.768	21.033	52.801	82.35	0.745	11:50:13.663	
5 -	31.688	20.811	52.499	82.83	0.443	11:51:06.162	
6 -	31.561	20.638	52.199 (2)	83.30	0.143	11:51:58.361	
7 -	31.262	21.000	52.262 (3)	83.20	0.206	11:52:50.623	
8 -	31.566	20.768	52.334	83.09	0.278	11:53:42.957	
9 -	31.171	20.885	52.056 (1)	83.53		11:54:35.013	

P27 63 RET		Matthew WREN		Suzuki GSXR1000 - TBR performance			
IDEAL LAP TIME : 53.050		BEST LAP TIME : 53.198		DIFFERENCE : 0.148			
LAP	SECTOR 1	SECTOR 2	LAP TIME	MPH	DIFF	TIME OF DAY	
1 -		21.933	1:03.577	68.39	10.379	11:47:36.243	
2 -	32.833	21.137	53.970	80.57	0.772	11:48:30.213	
3 -	32.349	21.352	53.701	80.97	0.503	11:49:23.914	
4 -	32.553	21.329	53.882	80.70	0.684	11:50:17.796	
5 -	32.525	21.186	53.711	80.96	0.513	11:51:11.507	
6 -	31.973	21.225	53.198 (1)	81.74		11:52:04.705	
7 -	32.402	21.258	53.660	81.03	0.462	11:52:58.365	
8 -	31.955	21.398	53.353 (2)	81.50	0.155	11:53:51.718	
9 -	31.913	21.542	53.455 (3)	81.35	0.257	11:54:45.173	

P28 23 C		Jason PAES		Aprilia RSV4 - J&R Electrical Ltd			
IDEAL LAP TIME : 52.901		BEST LAP TIME : 53.254		DIFFERENCE : 0.353			
LAP	SECTOR 1	SECTOR 2	LAP TIME	MPH	DIFF	TIME OF DAY	
1 -		22.088	1:04.021	67.92	10.767	11:47:36.687	
2 -	32.838	21.429	54.267	80.13	1.013	11:48:30.954	
3 -	32.471	21.221	53.692	80.99	0.438	11:49:24.646	
4 -	32.302	21.355	53.657	81.04	0.403	11:50:18.303	
5 -	32.211	21.441	53.652	81.05	0.398	11:51:11.955	
6 -	32.151	21.103	53.254 (1)	81.65		11:52:05.209	
7 -	32.100	21.332	53.432 (3)	81.38	0.178	11:52:58.641	
8 -	32.373	21.143	53.516	81.25	0.262	11:53:52.157	
9 -	31.798	21.468	53.266 (2)	81.63	0.012	11:54:45.423	

BMCRC-MRO Championships 2025 - Rnd 1 @ Brands Hatch Indy

Reactive Parts MRO Powerbikes inc Clubman 1000 & Retro 1000

RACE 5 - SECTOR ANALYSIS



SECTOR 1 = FL to I1, SECTOR 2 = I1 to FL, DIFF = Difference To Personal Best Lap, P = Crossed Finish Line in Pit Lane, D = Time Disallowed

P29 274 RET		Stewart LATIMER		Suzuki GSXR1000 RR - Fat Bloke Racing RR		
IDEAL LAP TIME : 53.654		BEST LAP TIME : 53.722		DIFFERENCE : 0.068		
LAP	SECTOR 1	SECTOR 2	LAP TIME	MPH	DIFF	TIME OF DAY
1 -		22.056	1:03.557	68.42	9.835	11:47:36.223
2 -	32.456	21.266	53.722 (1)	80.94		11:48:29.945
3 -	32.388	21.605	53.993 (2)	80.54	0.271	11:49:23.938
4 -	33.094	21.574	54.668	79.54	0.946	11:50:18.606
5 -	32.725	21.347	54.072 (3)	80.42	0.350	11:51:12.678
6 -	32.756	21.792	54.548	79.72	0.826	11:52:07.226
7 -	32.990	21.556	54.546	79.72	0.824	11:53:01.772
8 -	32.667	21.455	54.122	80.34	0.400	11:53:55.894
9 -	32.727	21.659	54.386	79.95	0.664	11:54:50.280

P30 66 C		Stephen HARVEY		Kawasaki ZX10 -		
IDEAL LAP TIME : 54.489		BEST LAP TIME : 54.556		DIFFERENCE : 0.067		
LAP	SECTOR 1	SECTOR 2	LAP TIME	MPH	DIFF	TIME OF DAY
1 -		22.132	1:04.764	67.14	10.208	11:47:37.430
2 -	33.634	22.172	55.806	77.92	1.250	11:48:33.236
3 -	33.046	21.699	54.745 (2)	79.43	0.189	11:49:27.981
4 -	33.010	21.971	54.981	79.09	0.425	11:50:22.962
5 -	33.223	21.647	54.870	79.25	0.314	11:51:17.832
6 -	32.867	21.689	54.556 (1)	79.70		11:52:12.388
7 -	33.021	21.999	55.020	79.03	0.464	11:53:07.408
8 -	33.366	22.163	55.529	78.31	0.973	11:54:02.937
9 -	32.842	21.926	54.768 (3)	79.40	0.212	11:54:57.705

P31 10		Ross DUNNING		BMW 1000RR - Surrey Glazing		
IDEAL LAP TIME : 50.974		BEST LAP TIME :		DIFFERENCE :		
LAP	SECTOR 1	SECTOR 2	LAP TIME	MPH	DIFF	TIME OF DAY
1 -		20.317	56.280	77.26		11:47:28.946

P32 134		Donald GILBERT		Suzuki GSXR1000 - S and N tyres		
IDEAL LAP TIME :		BEST LAP TIME :		DIFFERENCE :		
LAP	SECTOR 1	SECTOR 2	LAP TIME	MPH	DIFF	TIME OF DAY
1 -		22.721	1:01.729	70.44		11:47:34.395

BMCRC-MRO Championships 2025 - Rnd 1 @ Brands Hatch Indy

Reactive Parts MRO Powerbikes inc Clubman 1000 & Retro 1000

RACE 5 - BEST SECTORS

POS	SECTOR 1		SECTOR 2		IDEAL / BEST COMPARISON			IDEAL	BEST	DIFF
	NO	TIME	NO	TIME	POS	NO	NAME			
								PERFECT LAP	48.870	
1	88	29.230	224	19.640	1	224	HEALEY	49.016	49.076	0.060
2	71	29.294	85	19.651	2	88	HALLIDAY	49.068	49.150	0.082
3	49	29.340	100	19.766	3	49	WALLINGTON	49.143	49.173	0.030
4	224	29.376	49	19.803	4	71	HARDY	49.202	49.202	0.000
5	100	29.668	88	19.838	5	85	WOOD	49.372	49.488	0.116
6	47	29.702	187	19.884	6	100	CRANSTONE	49.434	49.434	0.000
7	85	29.721	71	19.908	7	47	DANCE	49.756	49.966	0.210
8	997	29.809	45	19.920	8	997	AUSTIN	49.824	49.861	0.037
9	188	29.821	3	19.924	9	3	BURRILL	49.909	50.133	0.224
10	3	29.985	997	20.015	10	187	CHAMBERLAIN	49.916	49.970	0.054
11	45	30.006	70	20.044	11	45	MARSH	49.926	50.140	0.214
12	187	30.032	47	20.054	12	188	KRAWIECKI	50.056	50.056	0.000
13	17	30.065	17	20.169	13	17	BAKER	50.234	50.540	0.306
14	43	30.280	48	20.204	14	70	PEARCE	50.488	50.488	0.000
15	141	30.349	81	20.207	15	179	O'MARA	50.694	50.715	0.021
16	179	30.379	188	20.235	16	141	HUNTE	50.781	50.781	0.000
17	33	30.413	78	20.251	17	19	DONOVAN	50.799	50.799	0.000
18	19	30.438	179	20.315	18	33	BLACKFORD	50.800	50.800	0.000
19	70	30.444	10	20.317	19	78	THOMAS	50.813	50.843	0.030
20	78	30.562	19	20.361	20	10	DUNNING			
21	10	30.657	14	20.377	21	48	COLLINS	51.060	51.060	0.000
22	84	30.786	33	20.387	22	43	WILLIAMS	51.074	51.229	0.155
23	48	30.856	141	20.432	23	81	HARTLE	51.293	51.311	0.018
24	777	30.914	777	20.474	24	84	DELLOW	51.381	51.381	0.000
25	81	31.086	84	20.595	25	777	DAVEY	51.388	51.410	0.022
26	910	31.171	910	20.638	26	14	YIANNI	51.645	51.677	0.032
27	14	31.268	43	20.794	27	910	GOWER	51.809	52.056	0.247
28	23	31.798	23	21.103	28	23	PAES	52.901	53.254	0.353
29	63	31.913	63	21.137	29	63	WREN	53.050	53.198	0.148
30	274	32.388	274	21.266	30	274	LATIMER	53.654	53.722	0.068
31	66	32.842	66	21.647	31	66	HARVEY	54.489	54.556	0.067
32			134	22.721	32	134	GILBERT			

BMCRC-MRO Championships 2025 - Rnd 1 @ Brands Hatch Indy

Reactive Parts MRO Powerbikes inc Clubman 1000 & Retro 1000

RACE 5 - STATISTICS

Competitors Started 32
Planned Start 2025-03-16 @ 11:41:00.000
Actual Start 2025-03-16 @ 11:46:32.666
Finish Time 2025-03-16 @ 11:54:04.814
Track Length 1.2079mi.
Total Laps 272
Total Distance Covered 328.5612mi.

Session Fastest Lap History

NO	CL	NAME	LAP TIME	TIME OF DAY	LAP	VEHICLE
100	C	Sam CRANSTONE	49.993	11:48:17.794	2	Honda CBR1000RR
224		Lee HEALEY	49.758	11:48:18.114	2	Honda CBR1000RR
224		Lee HEALEY	49.540	11:50:47.657	5	Honda CBR1000RR
88		Scott HALLIDAY	49.296	11:50:47.765	5	Suzuki GSXR 1000
88		Scott HALLIDAY	49.204	11:51:36.971	6	Suzuki GSXR 1000
71		Maximus HARDY	49.202	11:52:28.591	7	Ducati
88		Scott HALLIDAY	49.150	11:53:15.605	8	Suzuki GSXR 1000
224		Lee HEALEY	49.076	11:54:05.060	9	Honda CBR1000RR

Session Leader History

NO	CL	NAME	FROM LAP	LAPS LED	DISTANCE	VEHICLE
100	C	Sam CRANSTONE	1	2	2.41 miles	Honda CBR1000RR
224		Lee HEALEY	3	3	3.62 miles	Honda CBR1000RR
88		Scott HALLIDAY	6	4	4.83 miles	Suzuki GSXR 1000

Flag History

TYPE	TIME OF DAY
GREEN	11:46:32.666
FINISH	11:54:04.814

Flag Statistics

TYPE	COUNT	TOTAL LAPS	TOTAL TIME
Green	1	9	8:29.898
Red	0	0	0.000
Safety Car	0	0	0.000
FCY	0	0	0.000

BMCRC-MRO Championships 2025 - Rnd 1 @ Brands Hatch Indy
Reactive Parts MRO Powerbikes inc Clubman 1000 & Retro 1000
RACE 5 - STATISTICS

CLASS :

12 Starters

Fastest Lap History

NO	NAME	LAP TIME	TIME OF DAY	LAP	VEHICLE
224	Lee HEALEY	49.758	11:48:18.114	2	Honda CBR1000RR
224	Lee HEALEY	49.540	11:50:47.657	5	Honda CBR1000RR
88	Scott HALLIDAY	49.296	11:50:47.765	5	Suzuki GSXR 1000
88	Scott HALLIDAY	49.204	11:51:36.971	6	Suzuki GSXR 1000
71	Maximus HARDY	49.202	11:52:28.591	7	Ducati
88	Scott HALLIDAY	49.150	11:53:15.605	8	Suzuki GSXR 1000
224	Lee HEALEY	49.076	11:54:05.060	9	Honda CBR1000RR

Leader History

NO	NAME	FROM LAP	LAPS LED	DISTANCE	VEHICLE
224	Lee HEALEY	1	5	6.03 miles	Honda CBR1000RR
88	Scott HALLIDAY	6	4	4.83 miles	Suzuki GSXR 1000

BMCRC-MRO Championships 2025 - Rnd 1 @ Brands Hatch Indy

Reactive Parts MRO Powerbikes inc Clubman 1000 & Retro 1000

RACE 5 - STATISTICS

CLASS : C

14 Starters

Fastest Lap History

NO	NAME	LAP TIME	TIME OF DAY	LAP	VEHICLE
100	Sam CRANSTONE	49.993	11:48:17.794	2	Honda CBR1000RR FIRBELADE
100	Sam CRANSTONE	49.537	11:50:48.495	5	Honda CBR1000RR FIRBELADE
100	Sam CRANSTONE	49.434	11:53:17.075	8	Honda CBR1000RR FIRBELADE

Leader History

NO	NAME	FROM LAP	LAPS LED	DISTANCE	VEHICLE
100	Sam CRANSTONE	1	9	10.87 miles	Honda CBR1000RR FIRBELADE

BMCRC-MRO Championships 2025 - Rnd 1 @ Brands Hatch Indy
Reactive Parts MRO Powerbikes inc Clubman 1000 & Retro 1000
RACE 5 - STATISTICS

CLASS : RET

6 Starters

Fastest Lap History

NO	NAME	LAP TIME	TIME OF DAY	LAP	VEHICLE
47	Daryl DANCE	50.839	11:48:18.981	2	YAMAHA YZF R1
47	Daryl DANCE	49.966	11:49:08.948	3	YAMAHA YZF R1

Leader History

NO	NAME	FROM LAP	LAPS LED	DISTANCE	VEHICLE
47	Daryl DANCE	1	9	10.87 miles	YAMAHA YZF R1



BMCRC-MRO Championships 2025 - Rnd 1 @ Brands Hatch Indy

Reactive Parts MRO Powerbikes inc Clubman 1000 & Retro 1000

RACE 15 - GRID (12 Laps)

ROW 12	35	184	David TWYFORD	34	115	Tony KEILTY						
ROW 11	33	87	Karl THOMPSON	32	134	Donald GILBERT	54.556	31	66	Stephen HARVEY		
ROW 10	30	274	Stewart LATIMER	29	23	Jason PAES	53.722	28	63	Matthew WREN	53.254	53.198
ROW 9	27	910	Harry GOWER	26	14	Alex YIANNI	52.056	25	777	Adam DAVEY	51.677	51.410
ROW 8	24	84	Martyn DELLOW	23	81	Dan HARTLE	51.381	22	43	David WILLIAMS	51.311	51.229
ROW 7	21	48	Aaron COLLINS	20	78	Jamie THOMAS	51.060	19	33	Luke BLACKFORD	50.843	50.800
ROW 6	18	19	Tyler DONOVAN	17	141	Ramone HUNTE	50.799	16	179	James O'MARA	50.781	50.715
ROW 5	15	17	Philip BAKER	14	70	Robert PEARCE	50.540	13	45	Jake MARSH	50.488	50.140
ROW 4	12	3	Jason BURRILL	11	188	Dawid KRAWIECKI	50.133	10	10	Ross DUNNING	50.056	
ROW 3	9	187	Dan CHAMBERLAIN	8	47	Daryl DANCE	49.970	7	997	Michael AUSTIN	49.966	49.861
ROW 2	6	85	Ben WOOD	5	100	Sam CRANSTONE	49.488	4	71	Maximus HARDY	49.434	49.202
ROW 1	3	49	Luke WALLINGTON	2	88	Scott HALLIDAY	49.173	1	224	Lee HEALEY	49.150	49.076

Pole

These results are provisional until the conclusion of any judicial and technical matters.

Brands Hatch Indy: 1.2079 miles

Clerk Of Course:	Timekeeper:	<i>Craig Smith</i>	
------------------	-------------	--------------------	--

Results can be found at www.tsl-timing.com

Printed - 11:59 Sunday, 16 March 2025





BMCRC-MRO Championships 2025 - Rnd 1 @ Brands Hatch Indy

Reactive Parts MRO Powerbikes inc Clubman 1000 & Retro 1000

RACE 15 - CLASSIFICATION

Race Distance: 12 Laps / 14.49 miles

POS	NO	CL	PIC	NAME	ENTRY	LAPS	TIME	GAP	DIFF	MPH	BEST	ON	GRD	↑↓
1	88		1	Scott HALLIDAY	Suzuki GSXR 1000 - Performance fitness gym	12	9:57.027			87.40	49.066	3	2	1
2	100	C	1	Sam CRANSTONE	Honda CBR1000RR FIRBELADE - Fortis Racing	12	10:00.669	3.642	3.642	86.87	48.893	5	5	3
3	49		2	Luke WALLINGTON	Honda FIREBLADE - Roxo Rodina Racing	12	10:00.869	3.842	0.200	86.84	49.334	5	3	0
4	71		3	Maximus HARDY	Ducati - Dad	12	10:01.378	4.351	0.509	86.77	49.152	12	4	0
5	188		4	Dawid KRAWIECKI	Yamaha R1 - Code Blue LTD & D A East Electrical	12	10:07.141	10.114	5.763	85.94	49.356	5	11	6
6	224		5	Lee HEALEY	Honda CBR1000RR - Staxson Ltd	12	10:07.222	10.195	0.081	85.93	49.666	4	1	-5
7	997		6	Michael AUSTIN	Suzuki GSXR1000 - Mpa screeds	12	10:08.420	11.393	1.198	85.76	49.469	7	7	0
8	85	C	2	Ben WOOD	Yamaha R1 -	12	10:08.582	11.555	0.162	85.74	49.098	6	6	-2
9	45		7	Jake MARSH	Honda CBR1000RR FIRBELADE - RD Racing	12	10:12.933	15.906	4.351	85.13	50.186	4	13	4
10	187	C	3	Dan CHAMBERLAIN	Suzuki GSXR - may construction/peter baker M/C's	12	10:13.172	16.145	0.239	85.10	49.797	6	9	-1
11	19	RET	1	Tyler DONOVAN	- Tinder Corp	12	10:18.343	21.316	5.171	84.39	50.297	11	18	7
12	179	C	4	James O'MARA	- BRP Machining Ltd - Alton Compressor Serviss	12	10:18.543	21.516	0.200	84.36	50.239	11	16	4
13	17		8	Philip BAKER	BMW S1000RR - Ashford Accident Repair Centre Ltd	12	10:19.080	22.053	0.537	84.29	50.033	12	15	2
14	33	C	5	Luke BLACKFORD	Kawasaki ZX10RR - Trelisk motorcycles/Ameera groundworl	12	10:21.178	24.151	2.098	84.00	50.496	12	19	5
15	70	C	6	Robert PEARCE	Aprilia RSV4 1000 - Paintworx Body Repair	12	10:22.084	25.057	0.906	83.88	50.617	5	14	-1
16	3		9	Jason BURRILL	BMW M1000RR -	12	10:22.252	25.225	0.168	83.86	50.724	3	12	-4
17	78	RET	2	Jamie THOMAS	Suzuki GSXR 1000 - Team RubyRacing	12	10:22.544	25.517	0.292	83.82	50.640	5	20	3
18	777		10	Adam DAVEY	BMW S1000RR - Cayman convertible roof repairs	12	10:26.841	29.814	4.297	83.24	50.746	4	25	7
19	87	C	7	Karl THOMPSON	Yamaha R1 - #Teamrace	12	10:35.390	38.363	8.549	82.12	50.972	11	33	14
20	48	C	8	Aaron COLLINS	BMW S1000RR - Precision installations	12	10:37.498	40.471	2.108	81.85	51.347	6	21	1
21	81	C	9	Dan HARTLE	Yamaha R1 2CR - #Teamrace	12	10:37.621	40.594	0.123	81.84	51.569	10	23	2
22	910	C	10	Harry GOWER	BMW S1000RR - RG Racing	12	10:42.158	45.131	4.537	81.26	52.162	10	27	5
23	63	RET	3	Matthew WREN	Suzuki GSXR1000 - TBR performance	12	10:46.667	49.640	4.509	80.69	52.380	5	28	5
24	23	C	11	Jason PAES	Aprilia RSV4 - J&R Electrical Ltd	11	9:59.106	1 Lap	1 Lap	79.84	52.584	6	29	5
25	66	C	12	Stephen HARVEY	Kawasaki ZX10 -	11	10:08.451	1 Lap	9.345	78.61	53.946	9	31	6
26	274	RET	4	Stewart LATIMER	Suzuki GSXR1000 RR - Fat Bloke Racing RR	11	10:12.868	1 Lap	4.417	78.05	54.195	4	30	4

NOT CLASSIFIED

DNF	134			Donald GILBERT	Suzuki GSXR1000 - S and N tyres	10	8:54.077	2 Laps	1 Lap	81.42	51.365	4	32	
DNF	141	RET		Ramone HUNTE	Kawasaki ZX10R - my wallet.com	8	6:54.561	4 Laps	2 Laps	83.91	50.514	7	17	
DNF	84	C		Martyn DELLOW	Suzuki GSXR1000 - Kirdford Shotblasting	7	6:25.366	5 Laps	1 Lap	78.99	52.286	2	24	
DNF	43	C		David WILLIAMS	Yamaha R1 -	6	5:24.452	6 Laps	1 Lap	80.41	52.076	6	22	
DNF	14	C		Alex YIANNI	BMW S1000 RR - Airpack 2000 Racing/Almig Compressors	6	5:24.564	6 Laps	0.112	80.38	51.871	6	26	
DNF	115	RET		Tony KEILTY	Suzuki GSXR 1000 - Eat Your Heart Out	3	2:52.305	9 Laps	3 Laps	75.71	54.332	3	34	

FASTEST LAP

100	C			Sam CRANSTONE	Honda CBR1000RR FIRBELADE - Fortis Racing	5	48.893			88.94 mph			143.13 kph	
88				Scott HALLIDAY	Suzuki GSXR 1000 - Performance fitness gym	3	49.066			88.62 mph			142.63 kph	
19	RET			Tyler DONOVAN	- Tinder Corp	11	50.297			86.45 mph			139.14 kph	

Class - 92.5% of Race Speed = 80.84 mph
 Class C - 92.5% of Race Speed = 80.35 mph
 Class RET - 92.5% of Race Speed = 78.06 mph

Weather / Track : Cloudy / Dry

Date: 16/03/2025 Start: 15:37 Finish: 15:47

These results are provisional until the conclusion of any judicial and technical matters.

Brands Hatch Indy: 1.2079 miles

Clerk Of Course:

Timekeeper:

Craig Smith



Results can be found at www.tsl-timing.com

Printed - 15:51 Sunday, 16 March 2025



BMCRC-MRO Championships 2025 - Rnd 1 @ Brands Hatch Indy

Reactive Parts MRO Powerbikes inc Clubman 1000 & Retro 1000

RACE 15 - LAP CHART

LAP 1 @ 15:38:38.850

NO	BEHIND	LAP TIME
49		55.157
88	0.107	55.264
100	0.497	55.654
71	1.232	56.389
224	1.301	56.458
45	1.400	56.557
997	1.747	56.904
188	1.912	57.069
141	2.219	57.376
70	2.610	57.767
187	2.745	57.902
179	3.346	58.503
3	3.453	58.610
33	3.814	58.971
78	3.954	59.111
85	3.982	59.139
17	4.100	59.257
19	4.654	59.811
777	5.317	1:00.474
84	5.489	1:00.646
43	5.985	1:01.142
81	6.250	1:01.407
14	6.387	1:01.544
48	7.271	1:02.428
63	7.493	1:02.650
115	8.031	1:03.188
87	8.235	1:03.392
910	8.614	1:03.771
23	8.908	1:04.065
66	9.252	1:04.409
274	9.699	1:04.856
134	10.628	1:05.785

23	13.425	54.094
134	14.132	53.081
66	14.270	54.595
274	15.156	55.034

LAP 3 @ 15:40:17.493

NO	BEHIND	LAP TIME
88		49.066
49	1.463	49.928
100	1.514	49.827
71	2.039	49.915
224	3.148	50.236
45	3.369	50.275
997	3.847	50.245
188	4.250	50.254
141	5.759	50.921
187	5.896	50.683
85	6.032	50.185
70	6.058	50.920
179	6.763	50.847
3	6.913	50.724
33	7.439	50.604
78	7.807	50.741
17	8.287	50.965
19	8.724	50.895
777	9.291	51.247
84	12.645	53.513
43	12.772	53.276
14	13.102	52.517
81	13.585	52.404
48	14.013	52.042
87	14.650	52.010
63	15.719	53.943
910	15.891	52.787
134	17.053	51.987
115	18.505	54.332
23	18.680	54.321
66	19.505	54.301
274	21.116	55.026

LAP 4 @ 15:41:06.762

NO	BEHIND	LAP TIME
88		49.269
100	1.414	49.169
49	1.891	49.697
71	2.385	49.615
224	3.545	49.666
45	4.286	50.186
997	4.672	50.094
188	4.774	49.793
85	6.371	49.608
141	7.631	51.141
70	7.854	51.065
187	7.940	51.313
179	8.203	50.709
3	8.404	50.760
33	8.731	50.561
78	9.236	50.698
17	9.742	50.724
19	10.032	50.577
777	10.768	50.746
43	17.046	53.543
84	17.589	54.213
14	17.652	53.819
81	17.923	53.607

48	18.019	53.275
87	18.134	52.753
910	18.852	52.230
134	19.149	51.365
63	20.076	53.626
23	24.116	54.705
66	24.379	54.143
274	26.042	54.195

LAP 5 @ 15:41:55.979

NO	BEHIND	LAP TIME
88		49.217
100	1.090	48.893
49	2.008	49.334
71	2.507	49.339
224	4.124	49.796
188	4.913	49.356
45	5.474	50.405
997	5.632	50.177
85	6.936	49.782
187	9.134	50.411
70	9.254	50.617
141	9.314	50.900
179	9.546	50.560
33	10.077	50.563
3	10.290	51.103
78	10.659	50.640
17	11.030	50.505
19	11.271	50.456
777	12.492	50.941
43	20.090	52.261
14	20.407	51.972
81	20.826	52.120
48	22.405	53.603
87	22.670	53.753
84	22.694	54.322
910	22.780	53.145
134	22.950	53.018
63	23.239	52.380
23	28.034	53.135
66	29.533	54.371
274	31.248	54.423

LAP 6 @ 15:42:45.174

NO	BEHIND	LAP TIME
88		49.195
100	1.095	49.200
49	2.230	49.417
71	2.674	49.362
224	4.986	50.057
188	5.405	49.687
997	6.172	49.735
45	6.592	50.313
85	6.839	49.098
187	9.736	49.797
141	11.182	51.063
70	11.408	51.349
179	11.730	51.379
33	12.274	51.392
3	12.466	51.371
78	12.522	51.058
19	12.751	50.675
17	12.890	51.055
777	14.118	50.821
43	22.971	52.076

14	23.083	51.871
81	23.640	52.009
48	24.557	51.347
87	24.766	51.291
134	25.368	51.613
910	25.999	52.414
63	28.185	54.141
84	28.396	54.897
23	31.423	52.584
66	34.621	54.283
274	36.671	54.618

LAP 7 @ 15:43:34.366

NO	BEHIND	LAP TIME
88		49.192
100	1.415	49.512
49	2.453	49.415
71	2.882	49.400
188	5.756	49.543
224	5.889	50.095
997	6.449	49.469
85	7.662	50.015
45	7.850	50.450
187	10.773	50.229
141	12.504	50.514
179	13.269	50.731
70	13.293	51.077
19	14.206	50.647
33	14.268	51.186
78	14.759	51.429
17	14.983	51.285
3	15.479	52.205
777	16.275	51.349
48	27.245	51.880
81	27.278	52.830
87	27.462	51.888
134	27.725	51.549
910	29.128	52.321
63	31.789	52.796
84	34.693	55.489
23	35.432	53.201
66	39.713	54.284
274	43.238	55.759

LAP 8 @ 15:44:23.715

NO	BEHIND	LAP TIME
88		49.349
100	1.674	49.608
49	2.618	49.514
71	2.956	49.423
224	6.463	49.923
188	6.529	50.122
997	7.041	49.941
85	7.777	49.464
45	8.916	50.415
187	11.320	49.896
141	14.539	51.384
179	15.492	51.572
70	15.744	51.800
19	15.834	50.977
33	16.329	51.410
78	16.418	51.008
17	16.545	50.911
3	17.018	50.888
777	17.959	51.033

48	29.722	51.826
81	30.381	52.452
87	30.408	52.295
134	30.532	52.156
910	32.471	52.692
63	35.642	53.202
23	39.606	53.523
66	44.608	54.244

LAP 9 @ 15:45:12.919

NO	BEHIND	LAP TIME
88		49.204
274	1 Lap	55.368
100	2.172	49.702
49	2.776	49.362
71	3.172	49.420
188	7.321	49.996
224	7.527	50.268
997	7.965	50.128
85	8.489	49.916
45	10.115	50.403
187	12.484	50.368
19	17.395	50.765
179	17.485	51.197
70	18.262	51.722
33	19.126	52.001
17	19.226	51.885
78	19.391	52.177
3	19.787	51.973
777	20.347	51.592
48	32.348	51.830
87	32.670	51.466
81	33.090	51.913
134	33.166	51.838
910	35.727	52.460
63	39.133	52.695
23	43.506	53.104

LAP 10 @ 15:46:02.192

NO	BEHIND	LAP TIME
88		49.273
66	1 Lap	53.946
100	3.313	50.414
49	3.501	49.998
71	3.991	50.092
274	1 Lap	54.277
188	7.815	49.767
224	8.286	50.032
997	9.159	50.467
85	9.306	50.090
45	11.825	50.983
187	13.829	50.618
19	18.643	50.521
179	19.310	51.098
70	20.430	51.441
17	20.473	50.520
33	21.291	51.438
78	21.505	51.387
3	21.787	51.273
777	22.755	51.681
48	34.580	51.505
87	34.806	51.409
81	35.386	51.569
134	35.578	51.685
910	38.616	52.162

BMCRC-MRO Championships 2025 - Rnd 1 @ Brands Hatch Indy

Reactive Parts MRO Powerbikes inc Clubman 1000 & Retro 1000

RACE 15 - LAP CHART

63 42.541 52.681
23 47.217 52.984

LAP 11 @ 15:46:51.332

NO	BEHIND	LAP TIME
88		49.140
100	3.629	49.456
49	3.802	49.441
71	4.587	49.736
66	1 Lap	54.959
188	8.912	50.237
224	9.447	50.301
997	10.552	50.533
274	1 Lap	54.753
85	10.685	50.519
45	14.111	51.426
187	14.995	50.306
19	19.800	50.297
179	20.409	50.239
17	21.408	50.075
70	22.874	51.584
33	23.043	50.892
78	23.259	50.894
3	23.462	50.815
777	26.059	52.444
87	36.638	50.972
48	37.286	51.846
81	38.014	51.768
910	42.021	52.545
63	45.956	52.555

LAP 12 @ 15:47:40.720

NO	BEHIND	LAP TIME
88		49.388
23	1 Lap	53.390
100	3.642	49.401
49	3.842	49.428
71	4.351	49.152
188	10.114	50.590
224	10.195	50.136
997	11.393	50.229
66	1 Lap	54.916
85	11.555	50.258
274	1 Lap	54.559
45	15.906	51.183
187	16.145	50.538
19	21.316	50.904
179	21.516	50.495
17	22.053	50.033
33	24.151	50.496
70	25.057	51.571
3	25.225	51.151
78	25.517	51.646
777	29.814	53.143
87	38.363	51.113
48	40.471	52.573
81	40.594	51.968
910	45.131	52.498
63	49.640	53.072

BMCRC-MRO Championships 2025 - Rnd 1 @ Brands Hatch Indy

Reactive Parts MRO Powerbikes inc Clubman 1000 & Retro 1000

RACE 15 - POSITION CHART

No	Name	Lap Pos	1	2	3	4	5	6	7	8	9	10	11	12
			224	HEALEY	1	49	88	88	88	88	88	88	88	88
88	HALLIDAY	2	88	49	49	100	100	100	100	100	100	100	100	100
49	WALLINGTON	3	100	100	100	49	49	49	49	49	49	49	49	49
71	HARDY	4	71	71	71	71	71	71	71	71	71	71	71	71
100	CRANSTONE	5	224	224	224	224	224	224	188	224	188	188	188	188
85	WOOD	6	45	45	45	45	188	188	224	188	224	224	224	224
997	AUSTIN	7	997	997	997	997	45	997	997	997	997	997	997	997
187	CHAMBERLAIN	8	188	188	188	188	997	45	85	85	85	85	85	85
188	KRAWIECKI	9	141	141	141	85	85	85	45	45	45	45	45	45
3	BURRILL	10	70	70	187	141	187	187	187	187	187	187	187	187
45	MARSH	11	187	187	85	70	70	141	141	141	19	19	19	19
70	PEARCE	12	179	85	70	187	141	70	179	179	179	179	179	179
17	BAKER	13	3	179	179	179	179	179	70	70	70	70	17	17
179	O'MARA	14	33	3	3	3	33	33	19	19	33	17	70	33
141	HUNTE	15	78	33	33	33	3	3	33	33	17	33	33	70
19	DONOVAN	16	85	78	78	78	78	78	78	78	78	78	78	3
33	BLACKFORD	17	17	17	17	17	17	19	17	17	3	3	3	78
78	THOMAS	18	19	19	19	19	19	17	3	3	777	777	777	777
48	COLLINS	19	777	777	777	777	777	777	777	777	48	48	87	87
43	WILLIAMS	20	84	84	84	43	43	43	48	48	87	87	48	48
81	HARTLE	21	43	43	43	84	14	14	81	81	81	81	81	81
84	DELLOW	22	81	14	14	14	81	81	87	87	134	134	910	910
777	DAVEY	23	14	81	81	81	48	48	134	134	910	910	63	63
14	YIANNI	24	48	63	48	48	87	87	910	910	63	63	23	
910	GOWER	25	63	48	87	87	84	134	63	63	23	23	66	
63	WREN	26	115	87	63	910	910	910	84	23	66	66	274	
23	PAES	27	87	910	910	134	134	63	23	66	274	274		
274	LATIMER	28	910	115	134	63	63	84	66	274				
66	HARVEY	29	23	23	115	23	23	23	274					
134	GILBERT	30	66	134	23	66	66	66						
87	THOMPSON	31	274	66	66	274	274	274						
115	KEILTY	32	134	274	274									

BMCRC-MRO Championships 2025 - Rnd 1 @ Brands Hatch Indy

Reactive Parts MRO Powerbikes inc Clubman 1000 & Retro 1000

RACE 15 - SECTOR ANALYSIS



SECTOR 1 = FL to I1, SECTOR 2 = I1 to FL, DIFF = Difference To Personal Best Lap, P = Crossed Finish Line in Pit Lane, D = Time Disallowed

P1 88		Scott HALLIDAY		Suzuki GSXR 1000 - Performance fitness gym		
IDEAL LAP TIME : 48.922		BEST LAP TIME : 49.066		DIFFERENCE : 0.144		
LAP	SECTOR 1	SECTOR 2	LAP TIME	MPH	DIFF	TIME OF DAY
1 -		20.104	55.264	78.68	6.198	15:38:38.957
2 -	29.526	19.944	49.470	87.90	0.404	15:39:28.427
3 -	29.163	19.903	49.066 (1)	88.62		15:40:17.493
4 -	29.346	19.923	49.269	88.26	0.203	15:41:06.762
5 -	29.424	19.793	49.217	88.35	0.151	15:41:55.979
6 -	29.372	19.823	49.195	88.39	0.129	15:42:45.174
7 -	29.296	19.896	49.192 (3)	88.40	0.126	15:43:34.366
8 -	29.558	19.791	49.349	88.11	0.283	15:44:23.715
9 -	29.325	19.879	49.204	88.37	0.138	15:45:12.919
10 -	29.514	19.759	49.273	88.25	0.207	15:46:02.192
11 -	29.328	19.812	49.140 (2)	88.49	0.074	15:46:51.332
12 -	29.461	19.927	49.388	88.04	0.322	15:47:40.720

P2 100 C		Sam CRANSTONE		Honda CBR1000RR FIRBELADE - Fortis Racing		
IDEAL LAP TIME : 48.825		BEST LAP TIME : 48.893		DIFFERENCE : 0.068		
LAP	SECTOR 1	SECTOR 2	LAP TIME	MPH	DIFF	TIME OF DAY
1 -		19.956	55.654	78.13	6.761	15:38:39.347
2 -	29.779	20.054	49.833	87.26	0.940	15:39:29.180
3 -	29.903	19.924	49.827	87.27	0.934	15:40:19.007
4 -	29.322	19.847	49.169 (2)	88.44	0.276	15:41:08.176
5 -	29.390	19.503	48.893 (1)	88.94		15:41:57.069
6 -	29.460	19.740	49.200 (3)	88.38	0.307	15:42:46.269
7 -	29.682	19.830	49.512	87.82	0.619	15:43:35.781
8 -	29.696	19.912	49.608	87.65	0.715	15:44:25.389
9 -	29.712	19.990	49.702	87.49	0.809	15:45:15.091
10 -	30.286	20.128	50.414	86.25	1.521	15:46:05.505
11 -	29.633	19.823	49.456	87.92	0.563	15:46:54.961
12 -	29.509	19.892	49.401	88.02	0.508	15:47:44.362

P3 49		Luke WALLINGTON		Honda FIREBLADE - Roxo Rodina Racing		
IDEAL LAP TIME : 49.193		BEST LAP TIME : 49.334		DIFFERENCE : 0.141		
LAP	SECTOR 1	SECTOR 2	LAP TIME	MPH	DIFF	TIME OF DAY
1 -		20.171	55.157	78.83	5.823	15:38:38.850
2 -	29.999	20.179	50.178	86.66	0.844	15:39:29.028
3 -	29.910	20.018	49.928	87.09	0.594	15:40:18.956
4 -	29.831	19.866	49.697	87.50	0.363	15:41:08.653
5 -	29.497	19.837	49.334 (1)	88.14		15:41:57.987
6 -	29.413	20.004	49.417	87.99	0.083	15:42:47.404
7 -	29.508	19.907	49.415 (3)	88.00	0.081	15:43:36.819
8 -	29.614	19.900	49.514	87.82	0.180	15:44:26.333
9 -	29.582	19.780	49.362 (2)	88.09	0.028	15:45:15.695
10 -	29.751	20.247	49.998	86.97	0.664	15:46:05.693
11 -	29.652	19.789	49.441	87.95	0.107	15:46:55.134
12 -	29.584	19.844	49.428	87.97	0.094	15:47:44.562

BMCRC-MRO Championships 2025 - Rnd 1 @ Brands Hatch Indy

Reactive Parts MRO Powerbikes inc Clubman 1000 & Retro 1000

RACE 15 - SECTOR ANALYSIS



SECTOR 1 = FL to I1, SECTOR 2 = I1 to FL, DIFF = Difference To Personal Best Lap, P = Crossed Finish Line in Pit Lane, D = Time Disallowed

P4 71		Maximus HARDY		Ducati - Dad			
IDEAL LAP TIME : 49.050		BEST LAP TIME : 49.152		DIFFERENCE : 0.102			
LAP	SECTOR 1	SECTOR 2	LAP TIME	MPH	DIFF	TIME OF DAY	
1 -		20.252	56.389	77.11	7.237	15:38:40.082	
2 -	29.542	19.993	49.535	87.78	0.383	15:39:29.617	
3 -	29.855	20.060	49.915	87.12	0.763	15:40:19.532	
4 -	29.579	20.036	49.615	87.64	0.463	15:41:09.147	
5 -	29.477	19.862	49.339 (2)	88.13	0.187	15:41:58.486	
6 -	29.414	19.948	49.362 (3)	88.09	0.210	15:42:47.848	
7 -	29.296	20.104	49.400	88.02	0.248	15:43:37.248	
8 -	29.449	19.974	49.423	87.98	0.271	15:44:26.671	
9 -	29.574	19.846	49.420	87.99	0.268	15:45:16.091	
10 -	29.591	20.501	50.092	86.81	0.940	15:46:06.183	
11 -	29.601	20.135	49.736	87.43	0.584	15:46:55.919	
12 -	29.398	19.754	49.152 (1)	88.47		15:47:45.071	

P5 188		Dawid KRAWIECKI		Yamaha R1 - Code Blue LTD & D A East Electrical			
IDEAL LAP TIME : 49.256		BEST LAP TIME : 49.356		DIFFERENCE : 0.100			
LAP	SECTOR 1	SECTOR 2	LAP TIME	MPH	DIFF	TIME OF DAY	
1 -		20.354	57.069	76.19	7.713	15:38:40.762	
2 -	30.508	20.219	50.727	85.72	1.371	15:39:31.489	
3 -	30.155	20.099	50.254	86.53	0.898	15:40:21.743	
4 -	29.798	19.995	49.793	87.33	0.437	15:41:11.536	
5 -	29.385	19.971	49.356 (1)	88.10		15:42:00.892	
6 -	29.625	20.062	49.687 (3)	87.51	0.331	15:42:50.579	
7 -	29.359	20.184	49.543 (2)	87.77	0.187	15:43:40.122	
8 -	29.976	20.146	50.122	86.76	0.766	15:44:30.244	
9 -	29.905	20.091	49.996	86.97	0.640	15:45:20.240	
10 -	29.870	19.897	49.767	87.37	0.411	15:46:10.007	
11 -	29.882	20.355	50.237	86.56	0.881	15:47:00.244	
12 -	30.116	20.474	50.590	85.95	1.234	15:47:50.834	

P6 224		Lee HEALEY		Honda CBR1000RR - Staxson Ltd			
IDEAL LAP TIME : 49.651		BEST LAP TIME : 49.666		DIFFERENCE : 0.015			
LAP	SECTOR 1	SECTOR 2	LAP TIME	MPH	DIFF	TIME OF DAY	
1 -		20.461	56.458	77.02	6.792	15:38:40.151	
2 -	30.129	20.125	50.254	86.53	0.588	15:39:30.405	
3 -	30.255	19.981	50.236	86.56	0.570	15:40:20.641	
4 -	29.799	19.867	49.666 (1)	87.55		15:41:10.307	
5 -	29.876	19.920	49.796 (2)	87.32	0.130	15:42:00.103	
6 -	30.016	20.041	50.057	86.87	0.391	15:42:50.160	
7 -	30.113	19.982	50.095	86.80	0.429	15:43:40.255	
8 -	29.784	20.139	49.923 (3)	87.10	0.257	15:44:30.178	
9 -	30.272	19.996	50.268	86.50	0.602	15:45:20.446	
10 -	29.899	20.133	50.032	86.91	0.366	15:46:10.478	
11 -	29.965	20.336	50.301	86.45	0.635	15:47:00.779	
12 -	29.807	20.329	50.136	86.73	0.470	15:47:50.915	

BMCRC-MRO Championships 2025 - Rnd 1 @ Brands Hatch Indy

Reactive Parts MRO Powerbikes inc Clubman 1000 & Retro 1000

RACE 15 - SECTOR ANALYSIS



SECTOR 1 = FL to I1, SECTOR 2 = I1 to FL, DIFF = Difference To Personal Best Lap, P = Crossed Finish Line in Pit Lane, D = Time Disallowed

P7 997 Michael AUSTIN		Suzuki GSXR1000 - Mpa screeds				
IDEAL LAP TIME : 49.431		BEST LAP TIME : 49.469		DIFFERENCE : 0.038		
LAP	SECTOR 1	SECTOR 2	LAP TIME	MPH	DIFF	TIME OF DAY
1 -		20.342	56.904	76.41	7.435	15:38:40.597
2 -	30.478	20.020	50.498	86.11	1.029	15:39:31.095
3 -	30.312	19.933	50.245	86.54	0.776	15:40:21.340
4 -	30.064	20.030	50.094	86.80	0.625	15:41:11.434
5 -	30.313	19.864	50.177	86.66	0.708	15:42:01.611
6 -	29.713	20.022	49.735 (2)	87.43	0.266	15:42:51.346
7 -	29.567	19.902	49.469 (1)	87.90		15:43:40.815
8 -	29.933	20.008	49.941 (3)	87.07	0.472	15:44:30.756
9 -	29.983	20.145	50.128	86.75	0.659	15:45:20.884
10 -	30.060	20.407	50.467	86.16	0.998	15:46:11.351
11 -	30.002	20.531	50.533	86.05	1.064	15:47:01.884
12 -	29.864	20.365	50.229	86.57	0.760	15:47:52.113

P8 85 C Ben WOOD		Yamaha R1 -				
IDEAL LAP TIME : 49.098		BEST LAP TIME : 49.098		DIFFERENCE : 0.000		
LAP	SECTOR 1	SECTOR 2	LAP TIME	MPH	DIFF	TIME OF DAY
1 -		20.646	59.139	73.53	10.041	15:38:42.832
2 -	30.235	20.273	50.508	86.09	1.410	15:39:33.340
3 -	30.191	19.994	50.185	86.65	1.087	15:40:23.525
4 -	29.814	19.794	49.608 (3)	87.65	0.510	15:41:13.133
5 -	30.001	19.781	49.782	87.35	0.684	15:42:02.915
6 -	29.439	19.659	49.098 (1)	88.56		15:42:52.013
7 -	29.996	20.019	50.015	86.94	0.917	15:43:42.028
8 -	29.782	19.682	49.464 (2)	87.91	0.366	15:44:31.492
9 -	30.145	19.771	49.916	87.11	0.818	15:45:21.408
10 -	30.175	19.915	50.090	86.81	0.992	15:46:11.498
11 -	30.150	20.369	50.519	86.07	1.421	15:47:02.017
12 -	30.027	20.231	50.258	86.52	1.160	15:47:52.275

P9 45 Jake MARSH		Honda CBR1000RR FIRBELADE - RD Racing				
IDEAL LAP TIME : 49.902		BEST LAP TIME : 50.186		DIFFERENCE : 0.284		
LAP	SECTOR 1	SECTOR 2	LAP TIME	MPH	DIFF	TIME OF DAY
1 -		20.265	56.557	76.88	6.371	15:38:40.250
2 -	30.339	19.998	50.337	86.38	0.151	15:39:30.587
3 -	30.417	19.858	50.275 (2)	86.49	0.089	15:40:20.862
4 -	30.183	20.003	50.186 (1)	86.64		15:41:11.048
5 -	30.392	20.013	50.405	86.27	0.219	15:42:01.453
6 -	30.401	19.912	50.313 (3)	86.43	0.127	15:42:51.766
7 -	30.044	20.406	50.450	86.19	0.264	15:43:42.216
8 -	30.474	19.941	50.415	86.25	0.229	15:44:32.631
9 -	30.131	20.272	50.403	86.27	0.217	15:45:23.034
10 -	30.559	20.424	50.983	85.29	0.797	15:46:14.017
11 -	30.933	20.493	51.426	84.56	1.240	15:47:05.443
12 -	30.847	20.336	51.183	84.96	0.997	15:47:56.626

BMCRC-MRO Championships 2025 - Rnd 1 @ Brands Hatch Indy

Reactive Parts MRO Powerbikes inc Clubman 1000 & Retro 1000

RACE 15 - SECTOR ANALYSIS



SECTOR 1 = FL to I1, SECTOR 2 = I1 to FL, DIFF = Difference To Personal Best Lap, P = Crossed Finish Line in Pit Lane, D = Time Disallowed

P10 187 C		Dan CHAMBERLAIN		Suzuki GSXR - may construction/peter baker M/C's			
IDEAL LAP TIME : 49.559		BEST LAP TIME : 49.797		DIFFERENCE : 0.238			
LAP	SECTOR 1	SECTOR 2	LAP TIME	MPH	DIFF	TIME OF DAY	
1 -		20.598	57.902	75.10	8.105	15:38:41.595	
2 -	30.975	20.136	51.111	85.08	1.314	15:39:32.706	
3 -	30.415	20.268	50.683	85.80	0.886	15:40:23.389	
4 -	30.998	20.315	51.313	84.74	1.516	15:41:14.702	
5 -	30.337	20.074	50.411	86.26	0.614	15:42:05.113	
6 -	29.887	19.910	49.797 (1)	87.32		15:42:54.910	
7 -	30.298	19.931	50.229 (3)	86.57	0.432	15:43:45.139	
8 -	30.224	19.672	49.896 (2)	87.15	0.099	15:44:35.035	
9 -	30.068	20.300	50.368	86.33	0.571	15:45:25.403	
10 -	30.787	19.831	50.618	85.91	0.821	15:46:16.021	
11 -	30.317	19.989	50.306	86.44	0.509	15:47:06.327	
12 -	30.466	20.072	50.538	86.04	0.741	15:47:56.865	

P11 19 RET		Tyler DONOVAN		- Tinder Corp			
IDEAL LAP TIME : 50.061		BEST LAP TIME : 50.297		DIFFERENCE : 0.236			
LAP	SECTOR 1	SECTOR 2	LAP TIME	MPH	DIFF	TIME OF DAY	
1 -		21.100	59.811	72.70	9.514	15:38:43.504	
2 -	31.332	20.486	51.818	83.92	1.521	15:39:35.322	
3 -	30.576	20.319	50.895	85.44	0.598	15:40:26.217	
4 -	30.433	20.144	50.577	85.97	0.280	15:41:16.794	
5 -	30.471	19.985	50.456 (2)	86.18	0.159	15:42:07.250	
6 -	30.497	20.178	50.675	85.81	0.378	15:42:57.925	
7 -	30.655	19.992	50.647	85.86	0.350	15:43:48.572	
8 -	30.614	20.363	50.977	85.30	0.680	15:44:39.549	
9 -	30.443	20.322	50.765	85.66	0.468	15:45:30.314	
10 -	30.336	20.185	50.521 (3)	86.07	0.224	15:46:20.835	
11 -	30.076	20.221	50.297 (1)	86.45		15:47:11.132	
12 -	30.380	20.524	50.904	85.42	0.607	15:48:02.036	

P12 179 C		James O'MARA		- BRP Machining Ltd - Alton Compressor Serviss			
IDEAL LAP TIME : 50.197		BEST LAP TIME : 50.239		DIFFERENCE : 0.042			
LAP	SECTOR 1	SECTOR 2	LAP TIME	MPH	DIFF	TIME OF DAY	
1 -		21.019	58.503	74.33	8.264	15:38:42.196	
2 -	30.618	20.595	51.213	84.91	0.974	15:39:33.409	
3 -	30.503	20.344	50.847	85.52	0.608	15:40:24.256	
4 -	30.412	20.297	50.709	85.75	0.470	15:41:14.965	
5 -	30.344	20.216	50.560 (3)	86.00	0.321	15:42:05.525	
6 -	30.993	20.386	51.379	84.63	1.140	15:42:56.904	
7 -	30.327	20.404	50.731	85.71	0.492	15:43:47.635	
8 -	31.118	20.454	51.572	84.32	1.333	15:44:39.207	
9 -	30.412	20.785	51.197	84.93	0.958	15:45:30.404	
10 -	30.577	20.521	51.098	85.10	0.859	15:46:21.502	
11 -	29.981	20.258	50.239 (1)	86.55		15:47:11.741	
12 -	30.048	20.447	50.495 (2)	86.11	0.256	15:48:02.236	

BMCRC-MRO Championships 2025 - Rnd 1 @ Brands Hatch Indy

Reactive Parts MRO Powerbikes inc Clubman 1000 & Retro 1000

RACE 15 - SECTOR ANALYSIS



SECTOR 1 = FL to I1, SECTOR 2 = I1 to FL, DIFF = Difference To Personal Best Lap, P = Crossed Finish Line in Pit Lane, D = Time Disallowed

P13 17 Philip BAKER		BMW S1000RR - Ashford Accident Repair Centre Ltd				
IDEAL LAP TIME : 49.834		BEST LAP TIME : 50.033		DIFFERENCE : 0.199		
LAP	SECTOR 1	SECTOR 2	LAP TIME	MPH	DIFF	TIME OF DAY
1 -		21.103	59.257	73.38	9.224	15:38:42.950
2 -	31.578	20.287	51.865	83.84	1.832	15:39:34.815
3 -	30.660	20.305	50.965	85.32	0.932	15:40:25.780
4 -	30.575	20.149	50.724	85.73	0.691	15:41:16.504
5 -	30.340	20.165	50.505 (3)	86.10	0.472	15:42:07.009
6 -	30.920	20.135	51.055	85.17	1.022	15:42:58.064
7 -	31.058	20.227	51.285	84.79	1.252	15:43:49.349
8 -	30.644	20.267	50.911	85.41	0.878	15:44:40.260
9 -	31.174	20.711	51.885	83.81	1.852	15:45:32.145
10 -	30.349	20.171	50.520	86.07	0.487	15:46:22.665
11 -	30.090	19.985	50.075 (2)	86.84	0.042	15:47:12.740
12 -	29.849	20.184	50.033 (1)	86.91		15:48:02.773

P14 33 C Luke BLACKFORD		Kawasaki ZX10RR - Trelisk motorcycles/Ameera groundwork				
IDEAL LAP TIME : 50.331		BEST LAP TIME : 50.496		DIFFERENCE : 0.165		
LAP	SECTOR 1	SECTOR 2	LAP TIME	MPH	DIFF	TIME OF DAY
1 -		20.984	58.971	73.74	8.475	15:38:42.664
2 -	31.084	20.580	51.664	84.17	1.168	15:39:34.328
3 -	30.301	20.303	50.604	85.93	0.108	15:40:24.932
4 -	30.421	20.140	50.561 (2)	86.00	0.065	15:41:15.493
5 -	30.386	20.177	50.563 (3)	86.00	0.067	15:42:06.056
6 -	30.743	20.649	51.392	84.61	0.896	15:42:57.448
7 -	30.552	20.634	51.186	84.95	0.690	15:43:48.634
8 -	30.813	20.597	51.410	84.58	0.914	15:44:40.044
9 -	31.231	20.770	52.001	83.62	1.505	15:45:32.045
10 -	31.002	20.436	51.438	84.54	0.942	15:46:23.483
11 -	30.485	20.407	50.892	85.44	0.396	15:47:14.375
12 -	30.191	20.305	50.496 (1)	86.11		15:48:04.871

P15 70 C Robert PEARCE		Aprilia RSV4 1000 - Paintworx Body Repair				
IDEAL LAP TIME : 50.475		BEST LAP TIME : 50.617		DIFFERENCE : 0.142		
LAP	SECTOR 1	SECTOR 2	LAP TIME	MPH	DIFF	TIME OF DAY
1 -		20.599	57.767	75.27	7.150	15:38:41.460
2 -	30.787	20.384	51.171	84.98	0.554	15:39:32.631
3 -	30.720	20.200	50.920 (2)	85.40	0.303	15:40:23.551
4 -	30.667	20.398	51.065 (3)	85.15	0.448	15:41:14.616
5 -	30.293	20.324	50.617 (1)	85.91		15:42:05.233
6 -	31.036	20.313	51.349	84.68	0.732	15:42:56.582
7 -	30.895	20.182	51.077	85.13	0.460	15:43:47.659
8 -	31.289	20.511	51.800	83.94	1.183	15:44:39.459
9 -	31.326	20.396	51.722	84.07	1.105	15:45:31.181
10 -	30.971	20.470	51.441	84.53	0.824	15:46:22.622
11 -	31.133	20.451	51.584	84.30	0.967	15:47:14.206
12 -	31.191	20.380	51.571	84.32	0.954	15:48:05.777

BMCRC-MRO Championships 2025 - Rnd 1 @ Brands Hatch Indy

Reactive Parts MRO Powerbikes inc Clubman 1000 & Retro 1000

RACE 15 - SECTOR ANALYSIS



SECTOR 1 = FL to I1, SECTOR 2 = I1 to FL, DIFF = Difference To Personal Best Lap, P = Crossed Finish Line in Pit Lane, D = Time Disallowed

P16		3		Jason BURRILL		BMW M1000RR -	
IDEAL LAP TIME : 50.618		BEST LAP TIME : 50.724		DIFFERENCE : 0.106			
LAP	SECTOR 1	SECTOR 2	LAP TIME	MPH	DIFF	TIME OF DAY	
1 -		20.837	58.610	74.19	7.886	15:38:42.303	
2 -	31.177	20.202	51.379	84.63	0.655	15:39:33.682	
3 -	30.595	20.129	50.724 (1)	85.73		15:40:24.406	
4 -	30.655	20.105	50.760 (2)	85.66	0.036	15:41:15.166	
5 -	31.045	20.058	51.103	85.09	0.379	15:42:06.269	
6 -	30.759	20.612	51.371	84.65	0.647	15:42:57.640	
7 -	31.825	20.380	52.205	83.29	1.481	15:43:49.845	
8 -	30.560	20.328	50.888	85.45	0.164	15:44:40.733	
9 -	31.148	20.825	51.973	83.67	1.249	15:45:32.706	
10 -	30.971	20.302	51.273	84.81	0.549	15:46:23.979	
11 -	30.651	20.164	50.815 (3)	85.57	0.091	15:47:14.794	
12 -	30.896	20.255	51.151	85.01	0.427	15:48:05.945	

P17		78 RET		Jamie THOMAS		Suzuki GSXR 1000 - Team RubyRacing	
IDEAL LAP TIME : 50.519		BEST LAP TIME : 50.640		DIFFERENCE : 0.121			
LAP	SECTOR 1	SECTOR 2	LAP TIME	MPH	DIFF	TIME OF DAY	
1 -		20.766	59.111	73.56	8.471	15:38:42.804	
2 -	31.442	20.313	51.755	84.02	1.115	15:39:34.559	
3 -	30.597	20.144	50.741 (3)	85.70	0.101	15:40:25.300	
4 -	30.550	20.148	50.698 (2)	85.77	0.058	15:41:15.998	
5 -	30.412	20.228	50.640 (1)	85.87		15:42:06.638	
6 -	30.912	20.146	51.058	85.16	0.418	15:42:57.696	
7 -	31.322	20.107	51.429	84.55	0.789	15:43:49.125	
8 -	30.724	20.284	51.008	85.25	0.368	15:44:40.133	
9 -	31.345	20.832	52.177	83.34	1.537	15:45:32.310	
10 -	31.191	20.196	51.387	84.62	0.747	15:46:23.697	
11 -	30.687	20.207	50.894	85.44	0.254	15:47:14.591	
12 -	31.366	20.280	51.646	84.20	1.006	15:48:06.237	

P18		777		Adam DAVEY		BMW S1000RR - Cayman convertible roof repairs	
IDEAL LAP TIME : 50.603		BEST LAP TIME : 50.746		DIFFERENCE : 0.143			
LAP	SECTOR 1	SECTOR 2	LAP TIME	MPH	DIFF	TIME OF DAY	
1 -		21.325	1:00.474	71.90	9.728	15:38:44.167	
2 -	31.076	20.294	51.370	84.65	0.624	15:39:35.537	
3 -	30.809	20.438	51.247	84.85	0.501	15:40:26.784	
4 -	30.455	20.291	50.746 (1)	85.69		15:41:17.530	
5 -	30.770	20.171	50.941 (3)	85.36	0.195	15:42:08.471	
6 -	30.432	20.389	50.821 (2)	85.56	0.075	15:42:59.292	
7 -	30.812	20.537	51.349	84.68	0.603	15:43:50.641	
8 -	30.655	20.378	51.033	85.21	0.287	15:44:41.674	
9 -	30.854	20.738	51.592	84.28	0.846	15:45:33.266	
10 -	31.110	20.571	51.681	84.14	0.935	15:46:24.947	
11 -	31.309	21.135	52.444	82.91	1.698	15:47:17.391	
12 -	31.611	21.532	53.143	81.82	2.397	15:48:10.534	

BMCRC-MRO Championships 2025 - Rnd 1 @ Brands Hatch Indy

Reactive Parts MRO Powerbikes inc Clubman 1000 & Retro 1000

RACE 15 - SECTOR ANALYSIS



SECTOR 1 = FL to I1, SECTOR 2 = I1 to FL, DIFF = Difference To Personal Best Lap, P = Crossed Finish Line in Pit Lane, D = Time Disallowed

P19 87 C		Karl THOMPSON		Yamaha R1 - #Teamrace		
IDEAL LAP TIME : 50.944		BEST LAP TIME : 50.972		DIFFERENCE : 0.028		
LAP	SECTOR 1	SECTOR 2	LAP TIME	MPH	DIFF	TIME OF DAY
1 -		21.918	1:03.392	68.59	12.420	15:38:47.085
2 -	32.081	20.967	53.048	81.97	2.076	15:39:40.133
3 -	31.110	20.900	52.010	83.61	1.038	15:40:32.143
4 -	31.597	21.156	52.753	82.43	1.781	15:41:24.896
5 -	32.649	21.104	53.753	80.89	2.781	15:42:18.649
6 -	30.885	20.406	51.291 (3)	84.78	0.319	15:43:09.940
7 -	31.196	20.692	51.888	83.80	0.916	15:44:01.828
8 -	31.440	20.855	52.295	83.15	1.323	15:44:54.123
9 -	30.694	20.772	51.466	84.49	0.494	15:45:45.589
10 -	30.730	20.679	51.409	84.58	0.437	15:46:36.998
11 -	30.539	20.433	50.972 (1)	85.31		15:47:27.970
12 -	30.538	20.575	51.113 (2)	85.07	0.141	15:48:19.083

P20 48 C		Aaron COLLINS		BMW S1000RR - Precision installations		
IDEAL LAP TIME : 51.347		BEST LAP TIME : 51.347		DIFFERENCE : 0.000		
LAP	SECTOR 1	SECTOR 2	LAP TIME	MPH	DIFF	TIME OF DAY
1 -		21.766	1:02.428	69.65	11.081	15:38:46.121
2 -	32.323	21.020	53.343	81.52	1.996	15:39:39.464
3 -	31.409	20.633	52.042	83.55	0.695	15:40:31.506
4 -	32.121	21.154	53.275	81.62	1.928	15:41:24.781
5 -	32.267	21.336	53.603	81.12	2.256	15:42:18.384
6 -	30.906	20.441	51.347 (1)	84.69		15:43:09.731
7 -	31.278	20.602	51.880	83.82	0.533	15:44:01.611
8 -	31.201	20.625	51.826 (3)	83.90	0.479	15:44:53.437
9 -	31.185	20.645	51.830	83.90	0.483	15:45:45.267
10 -	30.951	20.554	51.505 (2)	84.43	0.158	15:46:36.772
11 -	31.273	20.573	51.846	83.87	0.499	15:47:28.618
12 -	31.544	21.029	52.573	82.71	1.226	15:48:21.191

P21 81 C		Dan HARTLE		Yamaha R1 2CR - #Teamrace		
IDEAL LAP TIME : 51.233		BEST LAP TIME : 51.569		DIFFERENCE : 0.336		
LAP	SECTOR 1	SECTOR 2	LAP TIME	MPH	DIFF	TIME OF DAY
1 -		21.527	1:01.407	70.81	9.838	15:38:45.100
2 -	32.500	21.074	53.574	81.17	2.005	15:39:38.674
3 -	31.677	20.727	52.404	82.98	0.835	15:40:31.078
4 -	32.142	21.465	53.607	81.12	2.038	15:41:24.685
5 -	31.882	20.238	52.120	83.43	0.551	15:42:16.805
6 -	31.422	20.587	52.009	83.61	0.440	15:43:08.814
7 -	31.987	20.843	52.830	82.31	1.261	15:44:01.644
8 -	31.587	20.865	52.452	82.90	0.883	15:44:54.096
9 -	31.320	20.593	51.913 (3)	83.76	0.344	15:45:46.009
10 -	30.995	20.574	51.569 (1)	84.32		15:46:37.578
11 -	31.221	20.547	51.768 (2)	84.00	0.199	15:47:29.346
12 -	31.454	20.514	51.968	83.67	0.399	15:48:21.314

BMCRC-MRO Championships 2025 - Rnd 1 @ Brands Hatch Indy

Reactive Parts MRO Powerbikes inc Clubman 1000 & Retro 1000

RACE 15 - SECTOR ANALYSIS



SECTOR 1 = FL to I1, SECTOR 2 = I1 to FL, DIFF = Difference To Personal Best Lap, P = Crossed Finish Line in Pit Lane, D = Time Disallowed

P22 910 C		Harry GOWER		BMW S1000RR - RG Racing			
IDEAL LAP TIME : 52.030		BEST LAP TIME : 52.162		DIFFERENCE : 0.132			
LAP	SECTOR 1	SECTOR 2	LAP TIME	MPH	DIFF	TIME OF DAY	
1 -		21.910	1:03.771	68.19	11.609	15:38:47.464	
2 -	32.023	21.110	53.133	81.84	0.971	15:39:40.597	
3 -	31.689	21.098	52.787	82.38	0.625	15:40:33.384	
4 -	31.359	20.871	52.230 (2)	83.25	0.068	15:41:25.614	
5 -	31.815	21.330	53.145	81.82	0.983	15:42:18.759	
6 -	31.387	21.027	52.414	82.96	0.252	15:43:11.173	
7 -	31.504	20.817	52.321 (3)	83.11	0.159	15:44:03.494	
8 -	31.955	20.737	52.692	82.52	0.530	15:44:56.186	
9 -	31.479	20.981	52.460	82.89	0.298	15:45:48.646	
10 -	31.309	20.853	52.162 (1)	83.36		15:46:40.808	
11 -	31.690	20.855	52.545	82.75	0.383	15:47:33.353	
12 -	31.777	20.721	52.498	82.83	0.336	15:48:25.851	

P23 63 RET		Matthew WREN		Suzuki GSXR1000 - TBR performance			
IDEAL LAP TIME : 52.241		BEST LAP TIME : 52.380		DIFFERENCE : 0.139			
LAP	SECTOR 1	SECTOR 2	LAP TIME	MPH	DIFF	TIME OF DAY	
1 -		21.747	1:02.650	69.41	10.270	15:38:46.343	
2 -	31.982	20.944	52.926	82.16	0.546	15:39:39.269	
3 -	32.742	21.201	53.943	80.61	1.563	15:40:33.212	
4 -	32.666	20.960	53.626	81.09	1.246	15:41:26.838	
5 -	31.556	20.824	52.380 (1)	83.02		15:42:19.218	
6 -	32.561	21.580	54.141	80.31	1.761	15:43:13.359	
7 -	31.673	21.123	52.796	82.36	0.416	15:44:06.155	
8 -	31.926	21.276	53.202	81.73	0.822	15:44:59.357	
9 -	31.709	20.986	52.695	82.52	0.315	15:45:52.052	
10 -	31.417	21.264	52.681 (3)	82.54	0.301	15:46:44.733	
11 -	31.720	20.835	52.555 (2)	82.74	0.175	15:47:37.288	
12 -	31.851	21.221	53.072	81.93	0.692	15:48:30.360	

P24 23 C		Jason PAES		Aprilia RSV4 - J&R Electrical Ltd			
IDEAL LAP TIME : 52.562		BEST LAP TIME : 52.584		DIFFERENCE : 0.022			
LAP	SECTOR 1	SECTOR 2	LAP TIME	MPH	DIFF	TIME OF DAY	
1 -		22.003	1:04.065	67.87	11.481	15:38:47.758	
2 -	32.440	21.654	54.094	80.38	1.510	15:39:41.852	
3 -	32.817	21.504	54.321	80.05	1.737	15:40:36.173	
4 -	32.278	22.427	54.705	79.49	2.121	15:41:30.878	
5 -	32.165	20.970	53.135	81.84	0.551	15:42:24.013	
6 -	31.720	20.864	52.584 (1)	82.69		15:43:16.597	
7 -	32.293	20.908	53.201	81.73	0.617	15:44:09.798	
8 -	32.488	21.035	53.523	81.24	0.939	15:45:03.321	
9 -	31.978	21.126	53.104 (3)	81.88	0.520	15:45:56.425	
10 -	32.142	20.842	52.984 (2)	82.07	0.400	15:46:49.409	
11 -	32.028	21.362	53.390	81.44	0.806	15:47:42.799	

P25 66 C		Stephen HARVEY		Kawasaki ZX10 -			
IDEAL LAP TIME : 53.831		BEST LAP TIME : 53.946		DIFFERENCE : 0.115			
LAP	SECTOR 1	SECTOR 2	LAP TIME	MPH	DIFF	TIME OF DAY	
1 -		21.919	1:04.409	67.51	10.463	15:38:48.102	
2 -	32.998	21.597	54.595	79.65	0.649	15:39:42.697	
3 -	32.776	21.525	54.301	80.08	0.355	15:40:36.998	
4 -	32.543	21.600	54.143 (2)	80.31	0.197	15:41:31.141	
5 -	32.976	21.395	54.371	79.98	0.425	15:42:25.512	
6 -	32.809	21.474	54.283	80.10	0.337	15:43:19.795	
7 -	32.879	21.405	54.284	80.10	0.338	15:44:14.079	
8 -	32.737	21.507	54.244 (3)	80.16	0.298	15:45:08.323	
9 -	32.436	21.510	53.946 (1)	80.61		15:46:02.269	
10 -	33.056	21.903	54.959	79.12	1.013	15:46:57.228	
11 -	32.882	22.034	54.916	79.18	0.970	15:47:52.144	

BMCRC-MRO Championships 2025 - Rnd 1 @ Brands Hatch Indy

Reactive Parts MRO Powerbikes inc Clubman 1000 & Retro 1000

RACE 15 - SECTOR ANALYSIS



SECTOR 1 = FL to I1, SECTOR 2 = I1 to FL, DIFF = Difference To Personal Best Lap, P = Crossed Finish Line in Pit Lane, D = Time Disallowed

P26 274 RET		Stewart LATIMER		Suzuki GSXR1000 RR - Fat Bloke Racing RR		
IDEAL LAP TIME : 53.813		BEST LAP TIME : 54.195		DIFFERENCE : 0.382		
LAP	SECTOR 1	SECTOR 2	LAP TIME	MPH	DIFF	TIME OF DAY
1 -		22.076	1:04.856	67.04	10.661	15:38:48.549
2 -	33.719	21.315	55.034	79.01	0.839	15:39:43.583
3 -	33.114	21.912	55.026	79.02	0.831	15:40:38.609
4 -	32.518	21.677	54.195 (1)	80.23		15:41:32.804
5 -	32.710	21.713	54.423 (3)	79.90	0.228	15:42:27.227
6 -	32.760	21.858	54.618	79.61	0.423	15:43:21.845
7 -	33.797	21.962	55.759	77.98	1.564	15:44:17.604
8 -	33.437	21.931	55.368	78.54	1.173	15:45:12.972
9 -	32.498	21.779	54.277 (2)	80.11	0.082	15:46:07.249
10 -	32.994	21.759	54.753	79.42	0.558	15:47:02.002
11 -	32.983	21.576	54.559	79.70	0.364	15:47:56.561

P27 134		Donald GILBERT		Suzuki GSXR1000 - S and N tyres		
IDEAL LAP TIME : 51.263		BEST LAP TIME : 51.365		DIFFERENCE : 0.102		
LAP	SECTOR 1	SECTOR 2	LAP TIME	MPH	DIFF	TIME OF DAY
1 -		22.418	1:05.785	66.10	14.420	15:38:49.478
2 -	32.193	20.888	53.081	81.92	1.716	15:39:42.559
3 -	31.478	20.509	51.987	83.64	0.622	15:40:34.546
4 -	30.885	20.480	51.365 (1)	84.66		15:41:25.911
5 -	31.759	21.259	53.018	82.02	1.653	15:42:18.929
6 -	31.189	20.424	51.613 (3)	84.25	0.248	15:43:10.542
7 -	30.943	20.606	51.549 (2)	84.35	0.184	15:44:02.091
8 -	31.457	20.699	52.156	83.37	0.791	15:44:54.247
9 -	31.450	20.388	51.838	83.88	0.473	15:45:46.085
10 -	31.307	20.378	51.685	84.13	0.320	15:46:37.770

P28 141 RET		Ramone HUNTE		Kawasaki ZX10R - my wallet.com		
IDEAL LAP TIME : 50.423		BEST LAP TIME : 50.514		DIFFERENCE : 0.091		
LAP	SECTOR 1	SECTOR 2	LAP TIME	MPH	DIFF	TIME OF DAY
1 -		20.489	57.376	75.79	6.862	15:38:41.069
2 -	30.807	20.455	51.262	84.83	0.748	15:39:32.331
3 -	30.435	20.486	50.921 (3)	85.39	0.407	15:40:23.252
4 -	30.716	20.425	51.141	85.03	0.627	15:41:14.393
5 -	30.262	20.638	50.900 (2)	85.43	0.386	15:42:05.293
6 -	30.767	20.296	51.063	85.16	0.549	15:42:56.356
7 -	30.127	20.387	50.514 (1)	86.08		15:43:46.870
8 -	30.352	21.032	51.384	84.62	0.870	15:44:38.254

P29 84 C		Martyn DELLOW		Suzuki GSXR1000 - Kirdford Shotblasting		
IDEAL LAP TIME : 52.286		BEST LAP TIME : 52.286		DIFFERENCE : 0.000		
LAP	SECTOR 1	SECTOR 2	LAP TIME	MPH	DIFF	TIME OF DAY
1 -		21.579	1:00.646	71.70	8.360	15:38:44.339
2 -	31.381	20.905	52.286 (1)	83.16		15:39:36.625
3 -	31.807	21.706	53.513 (2)	81.26	1.227	15:40:30.138
4 -	32.321	21.892	54.213 (3)	80.21	1.927	15:41:24.351
5 -	32.506	21.816	54.322	80.05	2.036	15:42:18.673
6 -	32.884	22.013	54.897	79.21	2.611	15:43:13.570
7 -	33.268	22.221	55.489	78.36	3.203	15:44:09.059

BMCRC-MRO Championships 2025 - Rnd 1 @ Brands Hatch Indy

Reactive Parts MRO Powerbikes inc Clubman 1000 & Retro 1000

RACE 15 - SECTOR ANALYSIS



SECTOR 1 = FL to I1, SECTOR 2 = I1 to FL, DIFF = Difference To Personal Best Lap, P = Crossed Finish Line in Pit Lane, D = Time Disallowed

P30 43 C		David WILLIAMS		Yamaha R1 -		
IDEAL LAP TIME : 51.891		BEST LAP TIME : 52.076		DIFFERENCE : 0.185		
LAP	SECTOR 1	SECTOR 2	LAP TIME	MPH	DIFF	TIME OF DAY
1 -		21.695	1:01.142	71.12	9.066	15:38:44.835
2 -	31.309	20.845	52.154 (2)	83.38	0.078	15:39:36.989
3 -	31.797	21.479	53.276	81.62	1.200	15:40:30.265
4 -	32.246	21.297	53.543	81.21	1.467	15:41:23.808
5 -	31.306	20.955	52.261 (3)	83.20	0.185	15:42:16.069
6 -	31.046	21.030	52.076 (1)	83.50		15:43:08.145

P31 14 C		Alex YIANNI		BMW S1000 RR - Airpack 2000 Racing/Almig Compressors		
IDEAL LAP TIME : 51.871		BEST LAP TIME : 51.871		DIFFERENCE : 0.000		
LAP	SECTOR 1	SECTOR 2	LAP TIME	MPH	DIFF	TIME OF DAY
1 -		21.406	1:01.544	70.65	9.673	15:38:45.237
2 -	32.203	20.638	52.841	82.29	0.970	15:39:38.078
3 -	32.017	20.500	52.517 (3)	82.80	0.646	15:40:30.595
4 -	32.379	21.440	53.819	80.80	1.948	15:41:24.414
5 -	31.532	20.440	51.972 (2)	83.67	0.101	15:42:16.386
6 -	31.499	20.372	51.871 (1)	83.83		15:43:08.257

P32 115 RET		Tony KEILTY		Suzuki GSXR 1000 - Eat Your Heart Out		
IDEAL LAP TIME : 53.828		BEST LAP TIME : 54.332		DIFFERENCE : 0.504		
LAP	SECTOR 1	SECTOR 2	LAP TIME	MPH	DIFF	TIME OF DAY
1 -		21.755	1:03.188	68.81	8.856	15:38:46.881
2 -	33.225	21.560	54.785 (2)	79.37	0.453	15:39:41.666
3 -	32.898	21.434	54.332 (1)	80.03		15:40:35.998

BMCRC-MRO Championships 2025 - Rnd 1 @ Brands Hatch Indy

Reactive Parts MRO Powerbikes inc Clubman 1000 & Retro 1000

RACE 15 - BEST SECTORS

POS	SECTOR 1		SECTOR 2		IDEAL / BEST COMPARISON			IDEAL	BEST	DIFF
	NO	TIME	NO	TIME	POS	NO	NAME			
								PERFECT LAP	48.666	
1	88	29.163	100	19.503	1	100	CRANSTONE	48.825	48.893	0.068
2	71	29.296	85	19.659	2	88	HALLIDAY	48.922	49.066	0.144
3	100	29.322	187	19.672	3	71	HARDY	49.050	49.152	0.102
4	188	29.359	71	19.754	4	85	WOOD	49.098	49.098	0.000
5	49	29.413	88	19.759	5	49	WALLINGTON	49.193	49.334	0.141
6	85	29.439	49	19.780	6	188	KRAWIECKI	49.256	49.356	0.100
7	997	29.567	45	19.858	7	997	AUSTIN	49.431	49.469	0.038
8	224	29.784	997	19.864	8	187	CHAMBERLAIN	49.559	49.797	0.238
9	17	29.849	224	19.867	9	224	HEALEY	49.651	49.666	0.015
10	187	29.887	188	19.897	10	17	BAKER	49.834	50.033	0.199
11	179	29.981	19	19.985	11	45	MARSH	49.902	50.186	0.284
12	45	30.044	17	19.985	12	19	DONOVAN	50.061	50.297	0.236
13	19	30.076	3	20.058	13	179	O'MARA	50.197	50.239	0.042
14	141	30.127	78	20.107	14	33	BLACKFORD	50.331	50.496	0.165
15	33	30.191	33	20.140	15	141	HUNTE	50.423	50.514	0.091
16	70	30.293	777	20.171	16	70	PEARCE	50.475	50.617	0.142
17	78	30.412	70	20.182	17	78	THOMAS	50.519	50.640	0.121
18	777	30.432	179	20.216	18	777	DAVEY	50.603	50.746	0.143
19	87	30.538	81	20.238	19	3	BURRILL	50.618	50.724	0.106
20	3	30.560	141	20.296	20	87	THOMPSON	50.944	50.972	0.028
21	134	30.885	14	20.372	21	81	HARTLE	51.233	51.569	0.336
22	48	30.906	134	20.378	22	134	GILBERT	51.263	51.365	0.102
23	81	30.995	87	20.406	23	48	COLLINS	51.347	51.347	0.000
24	43	31.046	48	20.441	24	14	YIANNI	51.871	51.871	0.000
25	910	31.309	910	20.721	25	43	WILLIAMS	51.891	52.076	0.185
26	84	31.381	63	20.824	26	910	GOWER	52.030	52.162	0.132
27	63	31.417	23	20.842	27	63	WREN	52.241	52.380	0.139
28	14	31.499	43	20.845	28	84	DELLOW	52.286	52.286	0.000
29	23	31.720	84	20.905	29	23	PAES	52.562	52.584	0.022
30	115	32.394	274	21.315	30	274	LATIMER	53.813	54.195	0.382
31	66	32.436	66	21.395	31	115	KEILTY	53.828	54.332	0.504
32	274	32.498	115	21.434	32	66	HARVEY	53.831	53.946	0.115

BMCRC-MRO Championships 2025 - Rnd 1 @ Brands Hatch Indy

Reactive Parts MRO Powerbikes inc Clubman 1000 & Retro 1000

RACE 15 - STATISTICS

Competitors Started 32
Planned Start 2025-03-16 @ 15:30:00.000
Actual Start 2025-03-16 @ 15:37:43.692
Finish Time 2025-03-16 @ 15:47:40.719
Track Length 1.2079mi.
Total Laps 349
Total Distance Covered 421.5730mi.

Session Fastest Lap History

NO	CL	NAME	LAP TIME	TIME OF DAY	LAP	VEHICLE
88		Scott HALLIDAY	49.470	15:39:28.453	2	Suzuki GSXR 1000
88		Scott HALLIDAY	49.066	15:40:17.520	3	Suzuki GSXR 1000
100	C	Sam CRANSTONE	48.893	15:41:57.090	5	Honda CBR1000RR

Session Leader History

NO	CL	NAME	FROM LAP	LAPS LED	DISTANCE	VEHICLE
49		Luke WALLINGTON	1	1	1.20 miles	Honda FIREBLADE
88		Scott HALLIDAY	2	11	13.28 miles	Suzuki GSXR 1000

Flag History

TYPE	TIME OF DAY
GREEN	15:37:43.692
FINISH	15:47:40.719

Flag Statistics

TYPE	COUNT	TOTAL LAPS	TOTAL TIME
Green	1	12	11:02.408
Red	0	0	0.000
Safety Car	0	0	0.000
FCY	0	0	0.000

BMCRC-MRO Championships 2025 - Rnd 1 @ Brands Hatch Indy
Reactive Parts MRO Powerbikes inc Clubman 1000 & Retro 1000
RACE 15 - STATISTICS

CLASS :

11 Starters

Fastest Lap History

NO	NAME	LAP TIME	TIME OF DAY	LAP	VEHICLE
88	Scott HALLIDAY	49.470	15:39:28.453	2	Suzuki GSXR 1000
88	Scott HALLIDAY	49.066	15:40:17.520	3	Suzuki GSXR 1000

Leader History

NO	NAME	FROM LAP	LAPS LED	DISTANCE	VEHICLE
49	Luke WALLINGTON	1	1	1.20 miles	Honda FIREBLADE
88	Scott HALLIDAY	2	11	13.28 miles	Suzuki GSXR 1000

BMCRC-MRO Championships 2025 - Rnd 1 @ Brands Hatch Indy
Reactive Parts MRO Powerbikes inc Clubman 1000 & Retro 1000
RACE 15 - STATISTICS

CLASS : C

15 Starters

Fastest Lap History

NO	NAME	LAP TIME	TIME OF DAY	LAP	VEHICLE
100	Sam CRANSTONE	49.833	15:39:29.202	2	Honda CBR1000RR FIRBELADE
100	Sam CRANSTONE	49.827	15:40:19.007	3	Honda CBR1000RR FIRBELADE
100	Sam CRANSTONE	49.169	15:41:08.198	4	Honda CBR1000RR FIRBELADE
100	Sam CRANSTONE	48.893	15:41:57.090	5	Honda CBR1000RR FIRBELADE

Leader History

NO	NAME	FROM LAP	LAPS LED	DISTANCE	VEHICLE
100	Sam CRANSTONE	1	12	14.49 miles	Honda CBR1000RR FIRBELADE

BMCRC-MRO Championships 2025 - Rnd 1 @ Brands Hatch Indy
Reactive Parts MRO Powerbikes inc Clubman 1000 & Retro 1000
RACE 15 - STATISTICS

CLASS : RET

6 Starters

Fastest Lap History

NO	NAME	LAP TIME	TIME OF DAY	LAP	VEHICLE
141	Ramone HUNTE	51.262	15:39:32.340	2	Kawasaki ZX10R
141	Ramone HUNTE	50.921	15:40:23.261	3	Kawasaki ZX10R
78	Jamie THOMAS	50.741	15:40:25.330	3	Suzuki GSXR 1000
78	Jamie THOMAS	50.698	15:41:16.025	4	Suzuki GSXR 1000
19	Tyler DONOVAN	50.577	15:41:16.805	4	
19	Tyler DONOVAN	50.456	15:42:07.261	5	
19	Tyler DONOVAN	50.297	15:47:11.143	11	

Leader History

NO	NAME	FROM LAP	LAPS LED	DISTANCE	VEHICLE
141	Ramone HUNTE	1	8	9.66 miles	Kawasaki ZX10R
19	Tyler DONOVAN	9	4	4.83 miles	



L&W CONTRACTORS BMCRC ROOKIE 600 & 1000



BMCRC-MRO Championships – Round 1
Brands Hatch Indy
15th/16th March 2025



SPORTS TIMING
TIMING SOLUTIONS LTD

Timing & Results Provided by Timing Solutions Ltd

www.tsl-timing.com



BrandsHatch

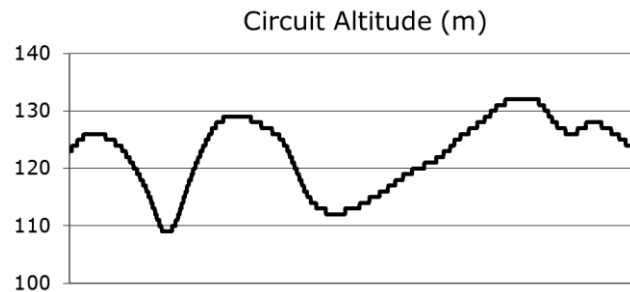
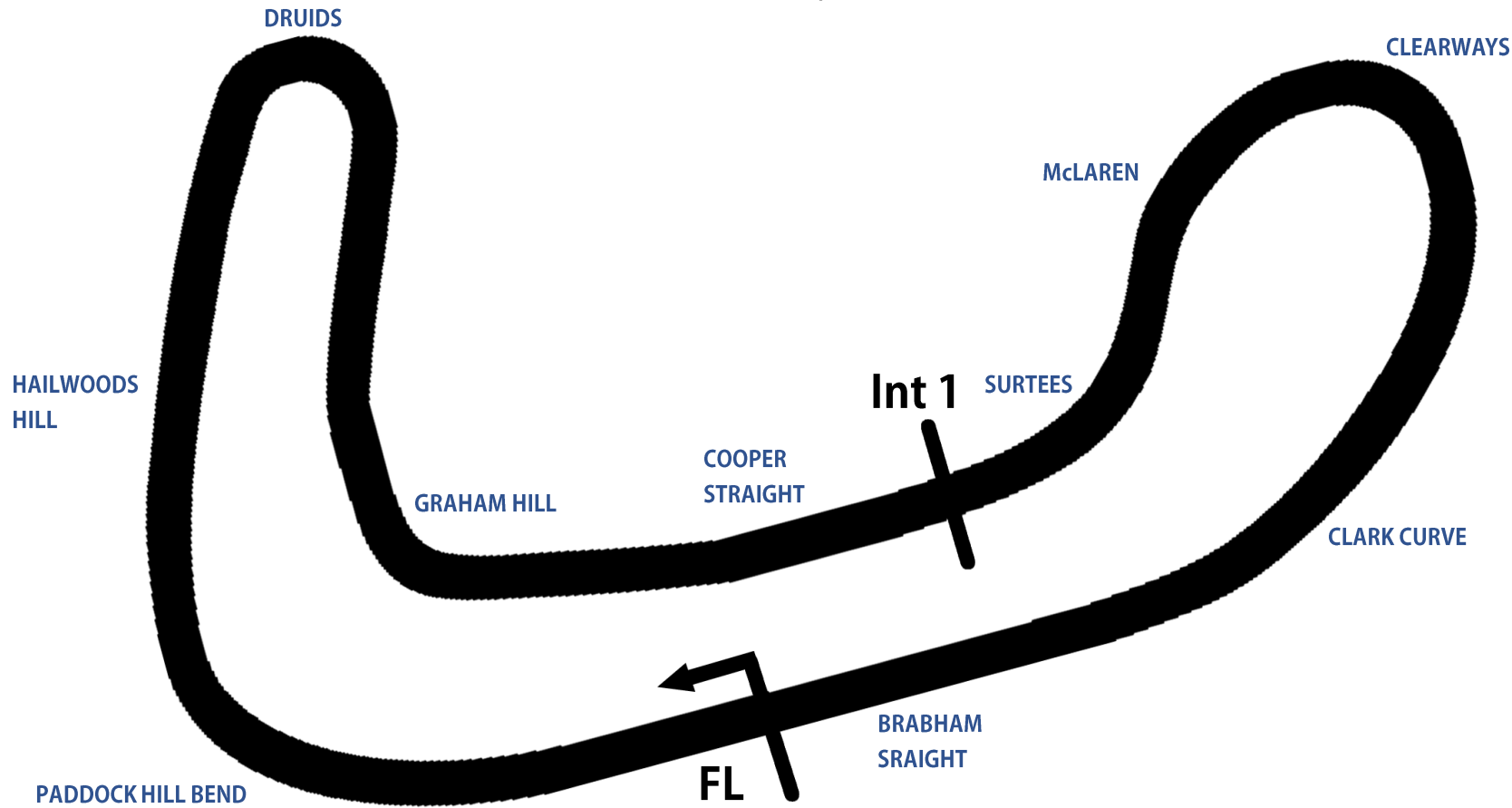
Brands Hatch Indy Circuit

Fawkham, Longfield, Kent, UK



SPORTS TIMING

TIMING SOLUTIONS LTD



Length	1.2079 miles 1.944 km 1944.0 m		
FL		51.36032 N	0.26032 E
Int 1	1112m	51.35934 N	0.25955 E
Pit Entry	1669m	51.35911 N	0.25743 E
Pit Exit	26m after FL	51.36017 N	0.26051 E
Pit Entry - Pit Exit	277m, 19.9s @ 50kph, 16.6s @ 60kph		

BMCRC-MRO Championships 2025 - Rnd 1 @ Brands Hatch Indy

L&W BMCRC Rookie 600 & 1000

QUALIFYING - CLASSIFICATION



POS	NO	CL	PIC	NAME	ENTRY	TIME	ON	LAPS	GAP	DIFF	MPH
1	55	1000	1	Mindaugas STORPIRSTIS	Honda CBR1000RR - ANR Tyres	52.490	6	7			82.84
2	105	1000	2	Tommy JONES	Kawasaki ZX10R -	53.536	7	7	1.046	1.046	81.22
3	916	600	1	Adam FREWIN	Yamaha R6 - Daniel Parker Motorsport mindset coach	54.078	8	8	1.588	0.542	80.41
4	26	600	2	Daniel PRESTON	Triumph 675R -	54.122	7	7	1.632	0.044	80.34
5	60	600	3	Dean NEAL	Kawasaki ZX6R 636 - Acute Civil Engineering Ltd	54.211	8	8	1.721	0.089	80.21
6	95	1000	3	Jack DRISCOLL	Kawasaki ZX10R -	54.768	6	7	2.278	0.557	79.40
7	999	600	4	Jack ALLEN	Honda CBR600 RR -	55.034	8	8	2.544	0.266	79.01
8	110	600	5	Sean GOSLING	Yamaha R6 -	55.194	7	8	2.704	0.160	78.78
9	830	1000	4	Daniel HOLT	Aprilia RSV4 1100 FACTORY - Set builds southern ltd	55.549	6	7	3.059	0.355	78.28
10	414	600	6	William CRITCHELL	Suzuki GSXR 600 - No name sponsor yet	55.698	5	6	3.208	0.149	78.07
11	10	600	7	Anmar AL-SHAWI	Triumph 765 STREET TRIPLE RS -	56.111	7	9	3.621	0.413	77.50
12	145	1000	5	Luke FOREMAN	Suzuki GSXR 1000 -	56.151	7	8	3.661	0.040	77.44
13	86	600	8	Martyn JOHNS	Triumph DAYTONA - Stack Dynamics	56.356	8	9	3.866	0.205	77.16
14	397	1000	6	Kevin CLINKSCALES	Suzuki GSXR 1000 -	56.454	8	8	3.964	0.098	77.02
15	217	600	9	Martin SIGGINS	Triumph 765 -	56.667	8	8	4.177	0.213	76.73
16	13	600	10	Matthew BENTON	Honda CBR600RR - Air Engineering Group	56.672	5	6	4.182	0.005	76.73
17	17	1000	7	David MARCH	Suzuki GSXR1000 -	57.396	5	7	4.906	0.724	75.76
18	175	1000	8	Arlindo PESTANA	Bmw S1000RR - Pep's racing	57.613	8	8	5.123	0.217	75.47
19	28	1000	9	Mark RUSSELL	Suzuki GSXR1000 - P&O Scaffolding	57.757	8	9	5.267	0.144	75.29
20	196	600	11	Joshua POPPLEWELL	Yamaha R6 - Frame-Tech SE Ltd	57.874	7	7	5.384	0.117	75.13
21	379*	600	12	Jack Crowley MASON	Triumph DAYTONA 675 R -	58.184	6	7	5.694	0.310	74.73
22	49	600	13	Thomas GALLAGHER	Yamaha YZF R6 - TG Cad Services Ltd	59.485	7	8	6.995	1.301	73.10
23	76	600	14	Paul BOXALL	Suzuki GSXR 600 - WG Tyres	1:00.763	6	8	8.273	1.278	71.56
24	31	1000	10	Jordan GREY	Yamaha R1 -	1:01.374	1	8	8.884	0.611	70.85
25	163	1000	11	Riccardo BIGUZZI	Bmw S1000RR - Riccardo's Travel	1:02.138	1	3	9.648	0.764	69.98
26	59	600	15	Michael WELLINGTON	Triumph STREET TRIPLE 765RS - CockRocket Racing	1:06.406	6	7	13.916	4.268	65.48
27	92	1000	12	John JEFFREY	Suzuki GSXR1000R -			0			

* No. 379 - Please fit a working transponder

Weather / Track : Cloudy / Dry

These results are provisional until the conclusion of any judicial and technical matters.

Date: 15/03/2025 Start: 10:24 Finish: 11:38

Brands Hatch Indy: 1.2079 miles

Clerk Of Course:	Timekeeper: <i>Craig Smith</i>	
------------------	-----------------------------------	--

Results can be found at www.tsl-timing.com

Printed - 11:39 Saturday, 15 March 2025



BMCRC-MRO Championships 2025 - Rnd 1 @ Brands Hatch Indy

L&W BMCRC Rookie 600 & 1000

QUALIFYING - SECTOR ANALYSIS



SECTOR 1 = FL to I1, SECTOR 2 = I1 to FL, DIFF = Difference To Personal Best Lap, P = Crossed Finish Line in Pit Lane, D = Time Disallowed

P1		55 1000	Mindaugas STORPIRSTIS	Honda CBR1000RR - ANR Tyres		
IDEAL LAP TIME : 52.470		BEST LAP TIME : 52.490		DIFFERENCE : 0.020		
LAP	SECTOR 1	SECTOR 2	LAP TIME	MPH	DIFF	TIME OF DAY
1 -	33.922	22.912	56.834	76.51	4.344	10:26:06.537
2 -	40.604	IN PIT	1:07:27.738	P 1.07	1:06:35.248	11:33:34.275
3 -	OUTLAP	22.987	1:08.076	63.87	15.586	11:34:42.351
4 -	31.625	21.037	52.662	(2) 82.57	0.172	11:35:35.013
5 -	31.702	21.082	52.784	(3) 82.38	0.294	11:36:27.797
6 -	31.645	20.845	52.490	(1) 82.84		11:37:20.287
7 -	32.188	21.960	54.148	80.30	1.658	11:38:14.435

P2		105 1000	Tommy JONES	Kawasaki ZX10R -		
IDEAL LAP TIME : 53.530		BEST LAP TIME : 53.536		DIFFERENCE : 0.006		
LAP	SECTOR 1	SECTOR 2	LAP TIME	MPH	DIFF	TIME OF DAY
1 -	35.663	23.122	58.785	(3) 73.97	5.249	10:25:45.728
2 -	33.673	IN PIT	1:07:03.763	P 1.08	1:06:10.227	11:32:49.491
3 -	OUTLAP	23.049	1:03.869	68.08	10.333	11:33:53.360
4 -	35.044	22.125	57.169	(2) 76.06	3.633	11:34:50.529
5 -	33.539	IN PIT	1:26.012	P 50.55	32.476	11:36:16.541
6 -	OUTLAP	21.250	57.282	75.91	3.746	11:37:13.823
7 -	32.280	21.256	53.536	(1) 81.22		11:38:07.359

P3		916 600	Adam FREWIN	Yamaha R6 - Daniel Parker Motorsport mindset coach		
IDEAL LAP TIME : 54.078		BEST LAP TIME : 54.078		DIFFERENCE : 0.000		
LAP	SECTOR 1	SECTOR 2	LAP TIME	MPH	DIFF	TIME OF DAY
1 -	36.508	23.084	59.592	72.97	5.514	10:26:08.567
2 -	43.070	IN PIT	1:06:20.065	P 1.09	1:05:25.987	11:32:28.632
3 -	OUTLAP	23.577	1:02.834	69.20	8.756	11:33:31.466
4 -	34.700	22.509	57.209	76.01	3.131	11:34:28.675
5 -	33.501	22.466	55.967	77.69	1.889	11:35:24.642
6 -	33.198	22.459	55.657	(3) 78.13	1.579	11:36:20.299
7 -	33.184	21.783	54.967	(2) 79.11	0.889	11:37:15.266
8 -	32.573	21.505	54.078	(1) 80.41		11:38:09.344

P4		26 600	Daniel PRESTON	Triumph 675R -		
IDEAL LAP TIME : 54.119		BEST LAP TIME : 54.122		DIFFERENCE : 0.003		
LAP	SECTOR 1	SECTOR 2	LAP TIME	MPH	DIFF	TIME OF DAY
1 -	35.361	23.511	58.872	73.86	4.750	10:26:14.471
2 -	44.449	IN PIT	1:07:21.817	P 1.07	1:06:27.695	11:33:36.288
3 -	OUTLAP	23.618	1:07.215	64.69	13.093	11:34:43.503
4 -	35.323	22.633	57.956	75.03	3.834	11:35:41.459
5 -	32.481	22.001	54.482	(2) 79.81	0.360	11:36:35.941
6 -	32.753	21.887	54.640	(3) 79.58	0.518	11:37:30.581
7 -	32.484	21.638	54.122	(1) 80.34		11:38:24.703

P5		60 600	Dean NEAL	Kawasaki ZX6R 636 - Acute Civil Engineering Ltd		
IDEAL LAP TIME : 54.211		BEST LAP TIME : 54.211		DIFFERENCE : 0.000		
LAP	SECTOR 1	SECTOR 2	LAP TIME	MPH	DIFF	TIME OF DAY
1 -	36.138	23.780	59.918	72.57	5.707	10:26:04.814
2 -	38.804	IN PIT	1:06:29.827	P 1.08	1:05:35.616	11:32:34.641
3 -	OUTLAP	23.711	1:07.756	64.18	13.545	11:33:42.397
4 -	36.619	24.292	1:00.911	71.39	6.700	11:34:43.308
5 -	34.525	22.783	57.308	75.88	3.097	11:35:40.616
6 -	33.763	21.936	55.699	(3) 78.07	1.488	11:36:36.315
7 -	33.089	21.664	54.753	(2) 79.42	0.542	11:37:31.068
8 -	32.654	21.557	54.211	(1) 80.21		11:38:25.279

BMCRC-MRO Championships 2025 - Rnd 1 @ Brands Hatch Indy

L&W BMCRC Rookie 600 & 1000

QUALIFYING - SECTOR ANALYSIS



SECTOR 1 = FL to I1, SECTOR 2 = I1 to FL, DIFF = Difference To Personal Best Lap, P = Crossed Finish Line in Pit Lane, D = Time Disallowed

P6 95 1000 Jack DRISCOLL		Kawasaki ZX10R -				
IDEAL LAP TIME : 54.528		BEST LAP TIME : 54.768				
		DIFFERENCE : 0.240				
LAP	SECTOR 1	SECTOR 2	LAP TIME	MPH	DIFF	TIME OF DAY
1 -	38.189	22.989	1:01.178	71.08	6.410	10:26:01.479
2 -	36.448	IN PIT	1:07:35.524	P 1.07	1:06:40.756	11:33:37.003
3 -	OUTLAP	22.606	1:06.434	65.45	11.666	11:34:43.437
4 -	35.342	22.639	57.981	75.00	3.213	11:35:41.418
5 -	33.730	21.517	55.247	(3) 78.71	0.479	11:36:36.665
6 -	33.216	21.552	54.768	(1) 79.40		11:37:31.433
7 -	33.011	21.930	54.941	(2) 79.15	0.173	11:38:26.374

P7 999 600 Jack ALLEN		Honda CBR600 RR -				
IDEAL LAP TIME : 54.493		BEST LAP TIME : 55.034				
		DIFFERENCE : 0.541				
LAP	SECTOR 1	SECTOR 2	LAP TIME	MPH	DIFF	TIME OF DAY
1 -	38.615	23.335	1:01.950	70.19	6.916	10:26:00.479
2 -	37.869	IN PIT	1:07:12.016	P 1.07	1:06:16.982	11:33:12.495
3 -	OUTLAP	24.721	1:08.313	63.65	13.279	11:34:20.808
4 -	33.867	22.484	56.351	77.16	1.317	11:35:17.159
5 -	33.762	22.192	55.954	77.71	0.920	11:36:13.113
6 -	33.018	22.179	55.197	(2) 78.78	0.163	11:37:08.310
7 -	33.306	21.954	55.260	(3) 78.69	0.226	11:38:03.570
8 -	32.539	22.495	55.034	(1) 79.01		11:38:58.604

P8 110 600 Sean GOSLING		Yamaha R6 -				
IDEAL LAP TIME : 55.194		BEST LAP TIME : 55.194				
		DIFFERENCE : 0.000				
LAP	SECTOR 1	SECTOR 2	LAP TIME	MPH	DIFF	TIME OF DAY
1 -	37.622	23.780	1:01.402	70.82	6.208	10:25:55.659
2 -	34.662	IN PIT	1:07:03.969	P 1.08	1:06:08.775	11:32:59.628
3 -	OUTLAP	23.453	1:01.841	70.31	6.647	11:34:01.469
4 -	33.954	22.117	56.071	(3) 77.55	0.877	11:34:57.540
5 -	33.617	22.015	55.632	(2) 78.16	0.438	11:35:53.172
6 -	34.731	23.065	57.796	75.24	2.602	11:36:50.968
7 -	33.297	21.897	55.194	(1) 78.78		11:37:46.162
8 -	33.958	22.263	56.221	77.34	1.027	11:38:42.383

P9 830 1000 Daniel HOLT		Aprilia RSV4 1100 FACTORY - Set builds southern ltd				
IDEAL LAP TIME : 55.442		BEST LAP TIME : 55.549				
		DIFFERENCE : 0.107				
LAP	SECTOR 1	SECTOR 2	LAP TIME	MPH	DIFF	TIME OF DAY
1 -	37.518	24.708	1:02.226	69.88	6.677	10:25:54.142
2 -	35.481	IN PIT	1:08:07.211	P 1.06	1:07:11.662	11:34:01.353
3 -	OUTLAP	22.978	1:04.415	67.50	8.866	11:35:05.768
4 -	34.467	23.194	57.661	75.41	2.112	11:36:03.429
5 -	34.377	22.250	56.627	(3) 76.79	1.078	11:37:00.056
6 -	33.328	22.221	55.549	(1) 78.28		11:37:55.605
7 -	34.275	22.114	56.389	(2) 77.11	0.840	11:38:51.994

P10 414 600 William CRITCHELL		Suzuki GSXR 600 - No name sponsor yet				
IDEAL LAP TIME : 55.698		BEST LAP TIME : 55.698				
		DIFFERENCE : 0.000				
LAP	SECTOR 1	SECTOR 2	LAP TIME	MPH	DIFF	TIME OF DAY
1 -	OUTLAP	24.460	1:04.782	67.12	9.084	11:33:51.750
2 -	36.260	23.247	59.507	73.07	3.809	11:34:51.257
3 -	33.810	22.987	56.797	(2) 76.56	1.099	11:35:48.054
4 -	34.150	23.081	57.231	(3) 75.98	1.533	11:36:45.285
5 -	33.317	22.381	55.698	(1) 78.07		11:37:40.983
6 -	35.365	23.204	58.569	74.24	2.871	11:38:39.552

BMCRC-MRO Championships 2025 - Rnd 1 @ Brands Hatch Indy

L&W BMCRC Rookie 600 & 1000

QUALIFYING - SECTOR ANALYSIS



SECTOR 1 = FL to I1, SECTOR 2 = I1 to FL, DIFF = Difference To Personal Best Lap, P = Crossed Finish Line in Pit Lane, D = Time Disallowed

P11 10 600 Anmar AL-SHAWI			Triumph 765 STREET TRIPLE RS -			
IDEAL LAP TIME : 55.883		BEST LAP TIME : 56.111	DIFFERENCE : 0.228			
LAP	SECTOR 1	SECTOR 2	LAP TIME	MPH	DIFF	TIME OF DAY
1 -	35.626	22.469	58.095	74.85	1.984	10:25:46.964
2 -	33.753		1:05:40.655	1.10	1:04:44.544	11:31:27.619
3 -	36.019	23.047	59.066	73.62	2.955	11:32:26.685
4 -	33.994	22.361	56.355 (2)	77.16	0.244	11:33:23.040
5 -	34.515	23.171	57.686	75.38	1.575	11:34:20.726
6 -	35.286	22.343	57.629	75.45	1.518	11:35:18.355
7 -	33.981	22.130	56.111 (1)	77.50		11:36:14.466
8 -	34.073	22.343	56.416 (3)	77.08	0.305	11:37:10.882
9 -	34.448	22.182	56.630	76.78	0.519	11:38:07.512

P12 145 1000 Luke FOREMAN			Suzuki GSXR 1000 -			
IDEAL LAP TIME : 55.866		BEST LAP TIME : 56.151	DIFFERENCE : 0.285			
LAP	SECTOR 1	SECTOR 2	LAP TIME	MPH	DIFF	TIME OF DAY
1 -	39.801	24.495	1:04.296	67.63	8.145	10:26:15.620
2 -	50.255	IN PIT	1:06:16.803 P	1.09	1:05:20.652	11:32:32.423
3 -	OUTLAP	26.188	1:12.746	59.77	16.595	11:33:45.169
4 -	37.021	24.154	1:01.175	71.08	5.024	11:34:46.344
5 -	36.385	23.661	1:00.046	72.42	3.895	11:35:46.390
6 -	35.258	23.873	59.131 (3)	73.54	2.980	11:36:45.521
7 -	33.803	22.348	56.151 (1)	77.44		11:37:41.672
8 -	34.758	22.063	56.821 (2)	76.53	0.670	11:38:38.493

P13 86 600 Martyn JOHNS			Triumph DAYTONA - Stack Dynamics			
IDEAL LAP TIME : 56.356		BEST LAP TIME : 56.356	DIFFERENCE : 0.000			
LAP	SECTOR 1	SECTOR 2	LAP TIME	MPH	DIFF	TIME OF DAY
1 -	37.844	24.260	1:02.104	70.02	5.748	10:25:54.582
2 -	35.378	IN PIT	1:05:50.520 P	1.10	1:04:54.164	11:31:45.102
3 -	OUTLAP	23.715	1:04.275	67.65	7.919	11:32:49.377
4 -	34.677	23.650	58.327	74.55	1.971	11:33:47.704
5 -	36.162	23.681	59.843	72.66	3.487	11:34:47.547
6 -	35.415	23.826	59.241	73.40	2.885	11:35:46.788
7 -	34.907	23.159	58.066 (2)	74.89	1.710	11:36:44.854
8 -	33.921	22.435	56.356 (1)	77.16		11:37:41.210
9 -	35.767	22.517	58.284 (3)	74.61	1.928	11:38:39.494

P14 397 1000 Kevin CLINKSCALES			Suzuki GSXR 1000 -			
IDEAL LAP TIME : 56.454		BEST LAP TIME : 56.454	DIFFERENCE : 0.000			
LAP	SECTOR 1	SECTOR 2	LAP TIME	MPH	DIFF	TIME OF DAY
1 -	37.931	24.013	1:01.944	70.20	5.490	10:26:04.202
2 -	37.404	IN PIT	1:06:30.928 P	1.08	1:05:34.474	11:32:35.130
3 -	OUTLAP	24.412	1:06.901	65.00	10.447	11:33:42.031
4 -	36.431	24.510	1:00.941	71.35	4.487	11:34:42.972
5 -	35.452	22.892	58.344	74.53	1.890	11:35:41.316
6 -	34.109	22.823	56.932 (3)	76.38	0.478	11:36:38.248
7 -	34.053	22.566	56.619 (2)	76.80	0.165	11:37:34.867
8 -	33.992	22.462	56.454 (1)	77.02		11:38:31.321

BMCRC-MRO Championships 2025 - Rnd 1 @ Brands Hatch Indy

L&W BMCRC Rookie 600 & 1000

QUALIFYING - SECTOR ANALYSIS



SECTOR 1 = FL to I1, SECTOR 2 = I1 to FL, DIFF = Difference To Personal Best Lap, P = Crossed Finish Line in Pit Lane, D = Time Disallowed

P15 217 600		Martin SIGGINS		Triumph 765 -			
IDEAL LAP TIME : 56.625		BEST LAP TIME : 56.667		DIFFERENCE : 0.042			
LAP	SECTOR 1	SECTOR 2	LAP TIME	MPH	DIFF	TIME OF DAY	
1 -	37.234	23.563	1:00.797	71.52	4.130	10:26:05.624	
2 -	40.211	IN PIT	1:06:51.664	P 1.08	1:05:54.997	11:32:57.288	
3 -	OUTLAP	24.203	1:05.167	66.73	8.500	11:34:02.455	
4 -	35.975	23.512	59.487	73.10	2.820	11:35:01.942	
5 -	34.914	23.560	58.474	74.36	1.807	11:36:00.416	
6 -	35.060	23.270	58.330	(3) 74.55	1.663	11:36:58.746	
7 -	34.976	22.553	57.529	(2) 75.58	0.862	11:37:56.275	
8 -	34.072	22.595	56.667	(1) 76.73		11:38:52.942	

P16 13 600		Matthew BENTON		Honda CBR600RR - Air Engineering Group			
IDEAL LAP TIME : 56.672		BEST LAP TIME : 56.672		DIFFERENCE : 0.000			
LAP	SECTOR 1	SECTOR 2	LAP TIME	MPH	DIFF	TIME OF DAY	
1 -	OUTLAP	26.371	1:10.995	61.25	14.323	11:33:46.516	
2 -	36.763	23.972	1:00.735	71.59	4.063	11:34:47.251	
3 -	35.722	23.200	58.922	73.80	2.250	11:35:46.173	
4 -	34.682	23.162	57.844	(2) 75.17	1.172	11:36:44.017	
5 -	33.548	23.124	56.672	(1) 76.73		11:37:40.689	
6 -	35.314	23.193	58.507	(3) 74.32	1.835	11:38:39.196	

P17 17 1000		David MARCH		Suzuki GSXR1000 -			
IDEAL LAP TIME : 57.067		BEST LAP TIME : 57.396		DIFFERENCE : 0.329			
LAP	SECTOR 1	SECTOR 2	LAP TIME	MPH	DIFF	TIME OF DAY	
1 -	37.420	24.235	1:01.655	70.53	4.259	10:26:16.090	
2 -	50.497	IN PIT	1:07:19.095	P 1.07	1:06:21.699	11:33:35.185	
3 -	OUTLAP	23.300	1:09.682	62.40	12.286	11:34:44.867	
4 -	35.472	24.095	59.567	73.00	2.171	11:35:44.434	
5 -	34.932	22.464	57.396	(1) 75.76		11:36:41.830	
6 -	35.033	23.117	58.150	(3) 74.78	0.754	11:37:39.980	
7 -	35.641	22.135	57.776	(2) 75.26	0.380	11:38:37.756	

P18 175 1000		Arlindo PESTANA		Bmw S1000RR - Pep's racing			
IDEAL LAP TIME : 57.542		BEST LAP TIME : 57.613		DIFFERENCE : 0.071			
LAP	SECTOR 1	SECTOR 2	LAP TIME	MPH	DIFF	TIME OF DAY	
1 -	39.844	26.122	1:05.966	65.92	8.353	10:26:20.936	
2 -	47.988	IN PIT	1:06:17.676	P 1.09	1:05:20.063	11:32:38.612	
3 -	OUTLAP	25.250	1:09.348	62.70	11.735	11:33:47.960	
4 -	38.299	24.211	1:02.510	69.56	4.897	11:34:50.470	
5 -	37.473	24.289	1:01.762	70.40	4.149	11:35:52.232	
6 -	35.494	23.583	59.077	(3) 73.60	1.464	11:36:51.309	
7 -	35.354	22.886	58.240	(2) 74.66	0.627	11:37:49.549	
8 -	34.656	22.957	57.613	(1) 75.47		11:38:47.162	

P19 28 1000		Mark RUSSELL		Suzuki GSXR1000 - P&O Scaffolding			
IDEAL LAP TIME : 57.178		BEST LAP TIME : 57.757		DIFFERENCE : 0.579			
LAP	SECTOR 1	SECTOR 2	LAP TIME	MPH	DIFF	TIME OF DAY	
1 -	38.561	23.657	1:02.218	69.89	4.461	10:26:11.382	
2 -	46.061		1:05:25.106	1.10	1:04:27.349	11:31:36.488	
3 -	37.379	24.032	1:01.411	70.81	3.654	11:32:37.899	
4 -	40.576	27.304	1:07.880	64.06	10.123	11:33:45.779	
5 -	37.857	23.865	1:01.722	70.45	3.965	11:34:47.501	
6 -	36.172	23.470	59.642	72.91	1.885	11:35:47.143	
7 -	35.834	22.837	58.671	(3) 74.11	0.914	11:36:45.814	
8 -	35.571	22.186	57.757	(1) 75.29		11:37:43.571	
9 -	34.992	23.038	58.030	(2) 74.93	0.273	11:38:41.601	

BMCRC-MRO Championships 2025 - Rnd 1 @ Brands Hatch Indy

L&W BMCRC Rookie 600 & 1000

QUALIFYING - SECTOR ANALYSIS



SECTOR 1 = FL to I1, SECTOR 2 = I1 to FL, DIFF = Difference To Personal Best Lap, P = Crossed Finish Line in Pit Lane, D = Time Disallowed

P20 196 600		Joshua POPPLEWELL		Yamaha R6 - Frame-Tech SE Ltd			
IDEAL LAP TIME : 57.802		BEST LAP TIME : 57.874		DIFFERENCE : 0.072			
LAP	SECTOR 1	SECTOR 2	LAP TIME	MPH	DIFF	TIME OF DAY	
1 -	41.031	25.025	1:06.056	65.83	8.182	10:26:14.796	
2 -	48.215	IN PIT	1:06:56.478	P 1.08	1:05:58.604	11:33:11.274	
3 -	OUTLAP	24.797	1:09.369	62.68	11.495	11:34:20.643	
4 -	37.250	23.425	1:00.675	71.67	2.801	11:35:21.318	
5 -	35.824	23.092	58.916	(3) 73.81	1.042	11:36:20.234	
6 -	35.683	22.999	58.682	(2) 74.10	0.808	11:37:18.916	
7 -	34.803	23.071	57.874	(1) 75.13		11:38:16.790	

P21 379 600		Jack Crowley MASON		Triumph DAYTONA 675 R -			
IDEAL LAP TIME :		BEST LAP TIME : 58.184		DIFFERENCE :			
LAP	SECTOR 1	SECTOR 2	LAP TIME	MPH	DIFF	TIME OF DAY	
1 -			1:03.192	68.81	5.008	10:26:01.085	
2 -			1:08:04.104	1.06	1:07:05.920	11:34:05.189	
3 -			59.242	73.40	1.058	11:35:04.431	
4 -			58.815	(3) 73.93	0.631	11:36:03.246	
5 -			58.343	(2) 74.53	0.159	11:37:01.589	
6 -			58.184	(1) 74.73		11:37:59.773	
7 -			58.913	73.81	0.729	11:38:58.686	

P22 49 600		Thomas GALLAGHER		Yamaha YZF R6 - TG Cad Services Ltd			
IDEAL LAP TIME : 59.231		BEST LAP TIME : 59.485		DIFFERENCE : 0.254			
LAP	SECTOR 1	SECTOR 2	LAP TIME	MPH	DIFF	TIME OF DAY	
1 -	38.386	24.045	1:02.431	69.65	2.946	10:26:07.037	
2 -	46.702	IN PIT	1:06:22.421	P 1.09	1:05:22.936	11:32:29.458	
3 -	OUTLAP	26.491	1:10.054	62.07	10.569	11:33:39.512	
4 -	38.716	24.772	1:03.488	68.49	4.003	11:34:43.000	
5 -	37.265	23.977	1:01.242	(3) 71.00	1.757	11:35:44.242	
6 -	37.034	24.421	1:01.455	70.76	1.970	11:36:45.697	
7 -	36.373	23.112	59.485	(1) 73.10		11:37:45.182	
8 -	36.119	23.748	59.867	(2) 72.63	0.382	11:38:45.049	

P23 76 600		Paul BOXALL		Suzuki GSXR 600 - WG Tyres			
IDEAL LAP TIME : 1:00.619		BEST LAP TIME : 1:00.763		DIFFERENCE : 0.144			
LAP	SECTOR 1	SECTOR 2	LAP TIME	MPH	DIFF	TIME OF DAY	
1 -	39.909	24.926	1:04.835	67.07	4.072	10:26:04.608	
2 -	45.122	IN PIT	1:06:29.168	P 1.09	1:05:28.405	11:32:33.776	
3 -	OUTLAP	26.237	1:13.001	59.56	12.238	11:33:46.777	
4 -	38.879	24.405	1:03.284	68.71	2.521	11:34:50.061	
5 -	37.553	24.144	1:01.697	70.48	0.934	11:35:51.758	
6 -	37.152	23.611	1:00.763	(1) 71.56		11:36:52.521	
7 -	37.125	24.042	1:01.167	(3) 71.09	0.404	11:37:53.688	
8 -	37.590	23.494	1:01.084	(2) 71.19	0.321	11:38:54.772	

P24 31 1000		Jordan GREY		Yamaha R1 -			
IDEAL LAP TIME : 1:01.374		BEST LAP TIME : 1:01.374		DIFFERENCE : 0.000			
LAP	SECTOR 1	SECTOR 2	LAP TIME	MPH	DIFF	TIME OF DAY	
1 -	37.593	23.781	1:01.374	(1) 70.85		10:26:01.763	
2 -		IN PIT	1:06:22.531	P 1.09	1:05:21.157	11:32:24.294	
3 -	OUTLAP	26.613	1:13.521	59.14	12.147	11:33:37.815	
4 -	39.384	25.025	1:04.409	67.51	3.035	11:34:42.224	
5 -	39.362	24.254	1:03.616	(3) 68.35	2.242	11:35:45.840	
6 -	38.757	25.461	1:04.218	67.71	2.844	11:36:50.058	
7 -	38.964	24.580	1:03.544	(2) 68.43	2.170	11:37:53.602	
8 -	39.474	24.472	1:03.946	68.00	2.572	11:38:57.548	

BMCRC-MRO Championships 2025 - Rnd 1 @ Brands Hatch Indy

L&W BMCRC Rookie 600 & 1000

QUALIFYING - SECTOR ANALYSIS



SECTOR 1 = FL to I1, SECTOR 2 = I1 to FL, DIFF = Difference To Personal Best Lap, P = Crossed Finish Line in Pit Lane, D = Time Disallowed

P25 163 1000 Riccardo BIGUZZI		Bmw S1000RR - Riccardo's Travel				
IDEAL LAP TIME : 1:02.138		BEST LAP TIME : 1:02.138		DIFFERENCE : 0.000		
LAP	SECTOR 1	SECTOR 2	LAP TIME	MPH	DIFF	TIME OF DAY
1 -	37.722	24.416	1:02.138 (1)	69.98		10:26:08.594
2 -	46.200	IN PIT	1:06:19.447 P	1.09	1:05:17.309	11:32:28.041
3 -	OUTLAP	26.856	1:11.362	60.93	9.224	11:33:39.403

P26 59 600 Michael WELLINGTON		Triumph STREET TRIPLE 765RS - CockRocket Racing				
IDEAL LAP TIME : 1:05.994		BEST LAP TIME : 1:06.406		DIFFERENCE : 0.412		
LAP	SECTOR 1	SECTOR 2	LAP TIME	MPH	DIFF	TIME OF DAY
1 -	41.608	26.240	1:07.848	64.09	1.442	10:26:05.506
2 -	48.762	IN PIT	1:06:25.620 P	1.09	1:05:19.214	11:32:31.126
3 -	OUTLAP	28.869	1:16.039	57.18	9.633	11:33:47.165
4 -	42.010	27.060	1:09.070	62.95	2.664	11:34:56.235
5 -	40.368	26.894	1:07.262 (3)	64.65	0.856	11:36:03.497
6 -	39.754	26.652	1:06.406 (1)	65.48		11:37:09.903
7 -	40.442	26.246	1:06.688 (2)	65.20	0.282	11:38:16.591

BMCRC-MRO Championships 2025 - Rnd 1 @ Brands Hatch Indy

L&W BMCRC Rookie 600 & 1000

QUALIFYING - BEST SECTORS

POS	SECTOR 1		SECTOR 2		IDEAL / BEST COMPARISON						
	NO	TIME	NO	TIME	POS	NO	NAME	IDEAL	BEST	DIFF	
								PERFECT LAP	52.470		
1	55	31.625	55	20.845	1	55	STORPIRSTIS	52.470	52.490	0.020	
2	105	32.280	105	21.250	2	105	JONES	53.530	53.536	0.006	
3	26	32.481	916	21.505	3	916	FREWIN	54.078	54.078	0.000	
4	999	32.539	95	21.517	4	26	PRESTON	54.119	54.122	0.003	
5	916	32.573	60	21.557	5	60	NEAL	54.211	54.211	0.000	
6	60	32.654	26	21.638	6	999	ALLEN	54.493	55.034	0.541	
7	95	33.011	110	21.897	7	95	DRISCOLL	54.528	54.768	0.240	
8	110	33.297	999	21.954	8	110	GOSLING	55.194	55.194	0.000	
9	414	33.317	145	22.063	9	830	HOLT	55.442	55.549	0.107	
10	830	33.328	830	22.114	10	414	CRITCHELL	55.698	55.698	0.000	
11	13	33.548	10	22.130	11	145	FOREMAN	55.866	56.151	0.285	
12	10	33.753	17	22.135	12	10	AL-SHAWI	55.883	56.111	0.228	
13	145	33.803	28	22.186	13	86	JOHNS	56.356	56.356	0.000	
14	86	33.921	414	22.381	14	397	CLINKSCALES	56.454	56.454	0.000	
15	397	33.992	86	22.435	15	217	SIGGINS	56.625	56.667	0.042	
16	217	34.072	397	22.462	16	13	BENTON	56.672	56.672	0.000	
17	175	34.656	217	22.553	17	17	MARCH	57.067	57.396	0.329	
18	196	34.803	175	22.886	18	28	RUSSELL	57.178	57.757	0.579	
19	17	34.932	196	22.999	19	175	PESTANA	57.542	57.613	0.071	
20	28	34.992	49	23.112	20	196	POPPELWELL	57.802	57.874	0.072	
21	49	36.119	13	23.124	21	49	GALLAGHER	59.231	59.485	0.254	
22	76	37.125	76	23.494	22	76	BOXALL	1:00.619	1:00.763	0.144	
23	31	37.593	31	23.781	23	31	GREY	1:01.374	1:01.374	0.000	
24	163	37.722	163	24.416	24	163	BIGUZZI	1:02.138	1:02.138	0.000	
25	59	39.754	59	26.240	25	59	WELLINGTON	1:05.994	1:06.406	0.412	
26	92	40.828			26	379	MASON		58.184		
27											

BMCRC-MRO Championships 2025 - Rnd 1 @ Brands Hatch Indy

L&W BMCRC Rookie 600 & 1000

QUALIFYING - STATISTICS

Competitors Started 27
Planned Start 2025-03-15 @ 10:18:00.000
Actual Start 2025-03-15 @ 10:24:17.430
Finish Time 2025-03-15 @ 11:38:06.886
Track Length 1.2079mi.
Total Laps 193
Total Distance Covered 233.1335mi.

Session Fastest Lap History

NO	CL	NAME	LAP TIME	TIME OF DAY	LAP	VEHICLE
105	1000	Tommy JONES	58.785	10:25:45.756	1	Kawasaki ZX10R
10	600	Anmar AL-SHAWI	58.095	10:25:46.987	1	Triumph 765 STREET TRIPLE
55	1000	Mindaugas STORPIRSTIS	56.834	10:26:06.561	1	Honda CBR1000RR
10	600	Anmar AL-SHAWI	56.355	11:33:23.064	4	Triumph 765 STREET TRIPLE
110	600	Sean GOSLING	56.071	11:34:57.564	4	Yamaha R6
916	600	Adam FREWIN	55.967	11:35:24.666	5	Yamaha R6
55	1000	Mindaugas STORPIRSTIS	52.662	11:35:35.034	4	Honda CBR1000RR
55	1000	Mindaugas STORPIRSTIS	52.490	11:37:20.310	6	Honda CBR1000RR

Flag History

TYPE	TIME OF DAY
GREEN	10:24:17.430
RED	10:26:24.953
GREEN	11:30:57.756
FINISH	11:38:06.886

Flag Statistics

TYPE	COUNT	TOTAL LAPS	TOTAL TIME
Green	2	9	10:21.729
Red	1	0	1:04:32.803
Safety Car	0	0	0.000
FCY	0	0	0.000

BMCRC-MRO Championships 2025 - Rnd 1 @ Brands Hatch Indy

L&W BMCRC Rookie 600 & 1000

QUALIFYING - STATISTICS

CLASS : 1000

12 Starters

Fastest Lap History

NO	NAME	LAP TIME	TIME OF DAY	LAP	VEHICLE
105	Tommy JONES	58.785	10:25:45.756	1	Kawasaki ZX10R
55	Mindaugas STORPIRSTIS	56.834	10:26:06.561	1	Honda CBR1000RR
55	Mindaugas STORPIRSTIS	52.662	11:35:35.034	4	Honda CBR1000RR
55	Mindaugas STORPIRSTIS	52.490	11:37:20.310	6	Honda CBR1000RR

BMCRC-MRO Championships 2025 - Rnd 1 @ Brands Hatch Indy

L&W BMCRC Rookie 600 & 1000

QUALIFYING - STATISTICS

CLASS : 600

15 Starters

Fastest Lap History

NO	NAME	LAP TIME	TIME OF DAY	LAP	VEHICLE
10	Anmar AL-SHAWI	58.095	10:25:46.987	1	Triumph 765 STREET TRIPLE RS
10	Anmar AL-SHAWI	56.355	11:33:23.064	4	Triumph 765 STREET TRIPLE RS
110	Sean GOSLING	56.071	11:34:57.564	4	Yamaha R6
916	Adam FREWIN	55.967	11:35:24.666	5	Yamaha R6
110	Sean GOSLING	55.632	11:35:53.195	5	Yamaha R6
26	Daniel PRESTON	54.482	11:36:35.963	5	Triumph 675R
916	Adam FREWIN	54.078	11:38:09.368	8	Yamaha R6

BMCRC-MRO Championships 2025 - Rnd 1 @ Brands Hatch Indy


L&W BMCRC Rookie 600 & 1000

RACE 7 - GRID (9 Laps)

ROW 11	33		32		31	343 David BROWN
ROW 10	30	1:06.406 59 Michael WELLINGTON	29	1:00.763 76 Paul BOXALL	28	59.485 49 Thomas GALLAGHER
ROW 9	27	58.184 379 Jack Crowley MASON	26	57.874 196 Joshua POPPLEWELL	25	56.672 13 Matthew BENTON
ROW 8	24	56.667 217 Martin SIGGINS	23	56.356 86 Martyn JOHNS	22	56.111 10 Anmar AL-SHAWI
ROW 7	21	55.698 414 William CRITCHELL	20	55.194 110 Sean GOSLING	19	55.034 999 Jack ALLEN
ROW 6	18	54.211 60 Dean NEAL	17	54.122 26 Daniel PRESTON	16	54.078 916 Adam FREWIN
ROW 5	15		14		13	
ROW 4	12	92 John JEFFREY	11	1:02.138 163 Riccardo BIGUZZI	10	1:01.374 31 Jordan GREY
ROW 3	9	57.757 28 Mark RUSSELL	8	57.613 175 Arlindo PESTANA	7	57.396 17 David MARCH
ROW 2	6	56.454 397 Kevin CLINKSCALES	5	56.151 145 Luke FOREMAN	4	55.549 830 Daniel HOLT
ROW 1	3	54.768 95 Jack DRISCOLL	2	53.536 105 Tommy JONES	1	52.490 55 Mindaugas STORPIRSTIS
Pole						

These results are provisional until the conclusion of any judicial and technical matters.

Brands Hatch Indy: 1.2079 miles

Clerk Of Course:	Timekeeper: <i>Craig Smith</i>	
------------------	-----------------------------------	---

Results can be found at www.tsl-timing.com

Printed - 11:41 Saturday, 15 March 2025



BMCRC-MRO Championships 2025 - Rnd 1 @ Brands Hatch Indy

L&W BMCRC Rookie 600 & 1000

RACE 7 - CLASSIFICATION

Race Distance: 9 Laps / 10.87 miles

POS	NO	CL	PIC	NAME	ENTRY	LAPS	TIME	GAP	DIFF	MPH	BEST	ON	GRD	↑↓
1	55	1000	1	Mindaugas STORPIRSTIS	Honda CBR1000RR - ANR Tyres	9	7:59.970			81.54	51.099	2	1	0
2	105	1000	2	Tommy JONES	Kawasaki ZX10R -	9	8:04.037	4.067	4.067	80.85	52.552	2	2	0
3	145	1000	3	Luke FOREMAN	Suzuki GSXR 1000 -	9	8:17.067	17.097	13.030	78.73	53.000	9	5	2
4	95	1000	4	Jack DRISCOLL	Kawasaki ZX10R -	9	8:17.551	17.581	0.484	78.66	54.218	8	3	-1
5	916	600	1	Adam FREWIN	Yamaha R6 - Daniel Parker Motorsport mindset coach	9	8:24.966	24.996	7.415	77.50	53.141	7	13	8
6	26	600	2	Daniel PRESTON	Triumph 675R -	9	8:25.116	25.146	0.150	77.48	53.403	7	14	8
7	110	600	3	Sean GOSLING	Yamaha R6 -	9	8:25.858	25.888	0.742	77.36	52.910	8	17	10
8	830	1000	5	Daniel HOLT	Aprilia RSV4 1100 FACTORY - Set builds southern ltd	9	8:27.356	27.386	1.498	77.13	54.558	7	4	-4
9	163	1000	6	Riccardo BIGUZZI	Bmw S1000RR - Riccardo's Travel	9	8:28.132	28.162	0.776	77.02	54.373	7	11	2
10	13	600	4	Matthew BENTON	Honda CBR600RR - Air Engineering Group	9	8:31.137	31.167	3.005	76.56	53.577	9	22	12
11	60	600	5	Dean NEAL	Kawasaki ZX6R 636 - Acute Civil Engineering Ltd	9	8:33.566	33.596	2.429	76.20	54.041	5	15	4
12	17	1000	7	David MARCH	Suzuki GSXR1000 -	9	8:34.891	34.921	1.325	76.01	55.091	7	7	-5
13	999	600	6	Jack ALLEN	Honda CBR600 RR -	9	8:35.172	35.202	0.281	75.96	54.462	7	16	3
14	397	1000	8	Kevin CLINKSCALES	Suzuki GSXR 1000 -	9	8:36.604	36.634	1.432	75.75	55.624	4	6	-8
15	28	1000	9	Mark RUSSELL	Suzuki GSXR1000 - P&O Scaffolding	9	8:37.782	37.812	1.178	75.58	56.053	5	9	-6
16	175	1000	10	Arlindo PESTANA	Bmw S1000RR - Pep's racing	9	8:37.837	37.867	0.055	75.57	55.404	4	8	-8
17	10	600	7	Anmar AL-SHAWI	Triumph 765 STREET TRIPLE RS -	9	8:39.217	39.247	1.380	75.37	54.356	5	19	2
18	86	600	8	Martyn JOHNS	Triumph DAYTONA - Stack Dynamics	9	8:40.837	40.867	1.620	75.14	55.185	9	20	2
19	217	600	9	Martin SIGGINS	Triumph 765 -	9	8:55.794	55.824	14.957	73.04	56.550	4	21	2
20	414	600	10	William CRITCHELL	Suzuki GSXR 600 - No name sponsor yet	8	8:00.296	1 Lap	1 Lap	72.43	56.194	4	18	-2
21	31	1000	11	Jordan GREY	Yamaha R1 -	8	8:07.052	1 Lap	6.756	71.42	59.299	3	10	-11
22	196	600	11	Joshua POPPLEWELL	Yamaha R6 - Frame-Tech SE Ltd	8	8:07.452	1 Lap	0.400	71.36	57.634	6	23	1
23	379	600	12	Jack Crowley MASON	Triumph DAYTONA 675 R -	8	8:08.355	1 Lap	0.903	71.23	57.335	6	24	1
24	49	600	13	Thomas GALLAGHER	Yamaha YZF R6 - TG Cad Services Ltd	8	8:21.381	1 Lap	13.026	69.38	58.422	8	25	1
25	76	600	14	Paul BOXALL	Suzuki GSXR 600 - WG Tyres	8	8:30.552	1 Lap	9.171	68.13	1:00.389	2	26	1
26	59	600	15	Michael WELLINGTON	Triumph STREET TRIPLE 765RS - CockRocket Racing	7	8:02.011	2 Laps	1 Lap	63.15	1:04.708	2	27	1

FASTEST LAP

55	1000	Mindaugas STORPIRSTIS	Honda CBR1000RR - ANR Tyres	2	51.099	85.10 mph	136.95 kph
110	600	Sean GOSLING	Yamaha R6 -	8	52.910	82.18 mph	132.26 kph

Class 1000 - 92.5% of Race Speed = 75.42 mph
 Class 600 - 92.5% of Race Speed = 71.68 mph

Weather / Track : Cloudy / Dry

These results are provisional until the conclusion of any judicial and technical matters.

Date: 15/03/2025 Start: 15:00 Finish: 15:08

Brands Hatch Indy: 1.2079 miles

Clerk Of Course:

Timekeeper:

Craig Smith



Results can be found at www.tsl-timing.com

Printed - 15:09 Saturday, 15 March 2025



BMCRC-MRO Championships 2025 - Rnd 1 @ Brands Hatch Indy

L&W BMCRC Rookie 600 & 1000

RACE 7 - LAP CHART

LAP 1 @ 15:01:06.234

NO	BEHIND	LAP TIME
55		56.484
105	2.888	59.372
95	3.639	1:00.123
145	5.904	1:02.388
175	6.822	1:03.306
397	7.389	1:03.873
830	7.604	1:04.088
163	7.682	1:04.166
28	8.160	1:04.644
17	8.441	1:04.925
31	9.724	1:06.208
26	17.701	1:14.185
110	17.801	1:14.285
916	18.195	1:14.679
999	19.671	1:16.155
13	19.939	1:16.423
86	20.644	1:17.128
60	20.895	1:17.379
10	22.216	1:18.700
414	22.302	1:18.786
379	22.594	1:19.078
217	22.871	1:19.355
196	23.750	1:20.234
76	25.636	1:22.120
49	27.991	1:24.475
59	28.609	1:25.093

LAP 2 @ 15:01:57.333

NO	BEHIND	LAP TIME
55		51.099
105	4.341	52.552
95	6.829	54.289
145	10.127	55.322
175	11.215	55.492
830	11.563	55.058
397	13.507	57.217
163	13.741	57.158
28	14.059	56.998
17	14.520	57.178
31	17.971	59.346
26	20.961	54.359
110	21.109	54.407
916	21.407	54.311
999	23.992	55.420
13	24.203	55.363
60	25.117	55.321
86	25.705	56.160
10	26.162	55.045
414	28.636	57.433
217	28.896	57.124
379	29.880	58.385
196	30.656	58.005
76	34.926	1:00.389
49	36.937	1:00.045
59	42.218	1:04.708

LAP 3 @ 15:02:49.846

NO	BEHIND	LAP TIME
55		52.513
105	4.833	53.005
95	9.448	55.132
145	11.959	54.345

175	14.317	55.615
830	14.565	55.515
397	16.983	55.989
163	17.794	56.566
28	18.150	56.604
17	18.301	56.294
110	22.885	54.289
26	23.126	54.678
916	23.268	54.374
31	24.757	59.299
999	26.117	54.638
13	26.166	54.476
60	26.962	54.358
86	28.475	55.283
10	28.659	55.010
217	33.316	56.933
414	34.593	58.470
379	35.325	57.958
196	35.829	57.686
76	43.816	1:01.403
49	44.034	59.610

LAP 4 @ 15:03:42.632

NO	BEHIND	LAP TIME
55		52.786
59	1 Lap	1:05.236
105	4.670	52.623
95	11.589	54.927
145	13.975	54.802
175	16.935	55.404
830	17.030	55.251
163	19.681	54.673
397	19.821	55.624
28	21.618	56.254
17	21.681	56.166
26	24.012	53.672
110	24.291	54.192
916	24.367	53.885
13	28.249	54.869
999	28.424	55.093
60	28.515	54.339
10	30.823	54.950
86	30.925	55.236
31	33.940	1:01.969
217	37.080	56.550
414	38.001	56.194
379	40.261	57.722
196	41.289	58.246
49	50.614	59.366

LAP 5 @ 15:04:34.422

NO	BEHIND	LAP TIME
55		51.790
76	1 Lap	1:01.827
105	5.951	53.071
95	14.542	54.743
59	1 Lap	1:04.708
145	16.560	54.375
830	20.891	55.651
175	21.834	56.689
163	23.125	55.234
397	24.618	56.587
17	25.189	55.298
28	25.881	56.053
916	25.956	53.379

26	25.986	53.764
110	26.450	53.949
60	30.766	54.041
13	31.029	54.570
999	31.570	54.936
10	33.389	54.356
86	34.690	55.555
217	42.159	56.869
31	42.246	1:00.096
414	42.867	56.656
379	47.305	58.834
196	48.164	58.665

LAP 6 @ 15:05:28.591

NO	BEHIND	LAP TIME
55		54.169
49	1 Lap	58.879
105	4.407	52.625
76	1 Lap	1:01.373
95	15.098	54.725
145	17.645	55.254
830	22.437	55.715
175	24.282	56.617
163	24.438	55.482
26	25.686	53.869
916	25.926	54.139
17	27.042	56.022
397	27.081	56.632
110	27.091	54.810
59	1 Lap	1:06.749
28	28.536	56.824
60	30.774	54.177
13	30.980	54.120
999	32.032	54.631
10	34.799	55.579
86	35.935	55.414
217	45.028	57.038
414	47.084	58.386
31	48.771	1:00.694
379	50.471	57.335
196	51.629	57.634

LAP 7 @ 15:06:21.483

NO	BEHIND	LAP TIME
55		52.892
105	5.836	54.321
49	1 Lap	1:00.495
95	16.704	54.498
76	1 Lap	1:01.960
145	18.181	53.428
830	24.103	54.558
163	25.919	54.373
916	26.175	53.141
26	26.197	53.403
110	28.031	53.832
175	28.951	57.561
17	29.241	55.091
397	31.146	56.957
13	31.843	53.755
28	32.219	56.575
60	32.325	54.443
999	33.602	54.462
10	37.560	55.653
86	38.454	55.411
59	1 Lap	1:08.011

LAP 8 @ 15:07:16.765

NO	BEHIND	LAP TIME
55		55.282
31	1 Lap	59.726
196	1 Lap	57.903
379	1 Lap	1:01.125
105	3.570	53.016
95	15.640	54.218
49	1 Lap	1:00.089
145	17.052	54.153
76	1 Lap	1:00.438
830	24.230	55.409
26	24.457	53.542
916	24.528	53.635
110	25.659	52.910
163	26.622	55.985
13	30.545	53.984
175	31.295	57.626
17	31.376	57.417
60	31.897	54.854
397	32.710	56.846
28	33.019	56.082
999	33.279	54.959
10	37.514	55.236
86	38.637	55.465
217	51.572	57.342

LAP 9 @ 15:08:09.720

NO	BEHIND	LAP TIME
55		52.955
414	1 Lap	57.141
59	2 Laps	1:07.506
105	4.067	53.452
31	1 Lap	59.714
196	1 Lap	59.079
379	1 Lap	57.918
145	17.097	53.000
95	17.581	54.896
49	1 Lap	58.422
916	24.996	53.423
26	25.146	53.644
110	25.888	53.184
830	27.386	56.111
163	28.162	54.495
76	1 Lap	1:01.042
13	31.167	53.577
60	33.596	54.654
17	34.921	56.500
999	35.202	54.878
397	36.634	56.879
28	37.812	57.748
175	37.867	59.527
10	39.247	54.688
86	40.867	55.185
217	55.824	57.207

BMCRC-MRO Championships 2025 - Rnd 1 @ Brands Hatch Indy

L&W BMCRC Rookie 600 & 1000

RACE 7 - POSITION CHART

No	Name	Lap											
		Pos	1	2	3	4	5	6	7	8	9		
55	STORPIRSTIS	1	55	55	55	55	55	55	55	55	55	55	55
105	JONES	2	105	105	105	105	105	105	105	105	105	105	105
95	DRISCOLL	3	95	95	95	95	95	95	95	95	95	95	145
830	HOLT	4	145	145	145	145	145	145	145	145	145	145	95
145	FOREMAN	5	175	175	175	175	830	830	830	830	830	830	916
397	CLINKSCALES	6	397	830	830	830	175	175	163	26	26	26	26
17	MARCH	7	830	397	397	163	163	163	916	916	110	110	110
175	PESTANA	8	163	163	163	397	397	26	26	110	830	830	830
28	RUSSELL	9	28	28	28	28	17	916	110	163	163	163	163
31	GREY	10	17	17	17	17	28	17	175	13	13	13	13
163	BIGUZZI	11	31	31	110	26	916	397	17	175	60	60	60
916	FREWIN	12	26	26	26	110	26	110	397	17	17	17	17
26	PRESTON	13	110	110	916	916	110	28	13	60	999	999	999
60	NEAL	14	916	916	31	13	60	60	28	397	397	397	397
999	ALLEN	15	999	999	999	999	13	13	60	28	28	28	28
110	GOSLING	16	13	13	13	60	999	999	999	999	175	175	175
414	CRITCHELL	17	86	60	60	10	10	10	10	10	10	10	10
10	AL-SHAWI	18	60	86	86	86	86	86	86	86	86	86	86
86	JOHNS	19	10	10	10	31	217	217	217	217	217	217	217
217	SIGGINS	20	414	414	217	217	31	414	414	414	414	414	414
13	BENTON	21	379	217	414	414	414	31	31	31	31	31	31
196	POPPELWELL	22	217	379	379	379	379	379	379	196	196	196	196
379	MASON	23	196	196	196	196	196	196	379	379	379	379	379
49	GALLAGHER	24	76	76	76	49	49	49	49	49	49	49	49
76	BOXALL	25	49	49	49	76	76	76	76	76	76	76	76
59	WELLINGTON	26	59	59	59	59	59	59	59	59	59	59	59

BMCRC-MRO Championships 2025 - Rnd 1 @ Brands Hatch Indy

L&W BMCRC Rookie 600 & 1000

RACE 7 - SECTOR ANALYSIS



SECTOR 1 = FL to I1, SECTOR 2 = I1 to FL, DIFF = Difference To Personal Best Lap, P = Crossed Finish Line in Pit Lane, D = Time Disallowed

P1 55 1000 Mindaugas STORPIRSTIS		Honda CBR1000RR - ANR Tyres				
IDEAL LAP TIME : 50.972		BEST LAP TIME : 51.099		DIFFERENCE : 0.127		
LAP	SECTOR 1	SECTOR 2	LAP TIME	MPH	DIFF	TIME OF DAY
1 -		20.211	56.484	76.98	5.385	15:01:06.234
2 -	30.761	20.338	51.099 (1)	85.10		15:01:57.333
3 -	31.764	20.749	52.513 (3)	82.81	1.414	15:02:49.846
4 -	32.039	20.747	52.786	82.38	1.687	15:03:42.632
5 -	31.067	20.723	51.790 (2)	83.96	0.691	15:04:34.422
6 -	33.281	20.888	54.169	80.27	3.070	15:05:28.591
7 -	31.958	20.934	52.892	82.21	1.793	15:06:21.483
8 -	33.723	21.559	55.282	78.66	4.183	15:07:16.765
9 -	31.743	21.212	52.955	82.11	1.856	15:08:09.720

P2 105 1000 Tommy JONES		Kawasaki ZX10R -				
IDEAL LAP TIME : 52.321		BEST LAP TIME : 52.552		DIFFERENCE : 0.231		
LAP	SECTOR 1	SECTOR 2	LAP TIME	MPH	DIFF	TIME OF DAY
1 -		21.162	59.372	73.24	6.820	15:01:09.122
2 -	31.517	21.035	52.552 (1)	82.74		15:02:01.674
3 -	31.843	21.162	53.005	82.04	0.453	15:02:54.679
4 -	31.641	20.982	52.623 (2)	82.63	0.071	15:03:47.302
5 -	32.081	20.990	53.071	81.93	0.519	15:04:40.373
6 -	31.780	20.845	52.625 (3)	82.63	0.073	15:05:32.998
7 -	33.001	21.320	54.321	80.05	1.769	15:06:27.319
8 -	32.212	20.804	53.016	82.02	0.464	15:07:20.335
9 -	32.638	20.814	53.452	81.35	0.900	15:08:13.787

P3 145 1000 Luke FOREMAN		Suzuki GSXR 1000 -				
IDEAL LAP TIME : 53.000		BEST LAP TIME : 53.000		DIFFERENCE : 0.000		
LAP	SECTOR 1	SECTOR 2	LAP TIME	MPH	DIFF	TIME OF DAY
1 -		22.238	1:02.388	69.70	9.388	15:01:12.138
2 -	33.243	22.079	55.322	78.60	2.322	15:02:07.460
3 -	32.688	21.657	54.345	80.01	1.345	15:03:01.805
4 -	33.010	21.792	54.802	79.35	1.802	15:03:56.607
5 -	32.642	21.733	54.375	79.97	1.375	15:04:50.982
6 -	33.651	21.603	55.254	78.70	2.254	15:05:46.236
7 -	32.168	21.260	53.428 (2)	81.39	0.428	15:06:39.664
8 -	32.754	21.399	54.153 (3)	80.30	1.153	15:07:33.817
9 -	31.976	21.024	53.000 (1)	82.04		15:08:26.817

P4 95 1000 Jack DRISCOLL		Kawasaki ZX10R -				
IDEAL LAP TIME : 53.635		BEST LAP TIME : 54.218		DIFFERENCE : 0.583		
LAP	SECTOR 1	SECTOR 2	LAP TIME	MPH	DIFF	TIME OF DAY
1 -		21.346	1:00.123	72.32	5.905	15:01:09.873
2 -	32.641	21.648	54.289 (2)	80.10	0.071	15:02:04.162
3 -	32.984	22.148	55.132	78.87	0.914	15:02:59.294
4 -	33.154	21.773	54.927	79.17	0.709	15:03:54.221
5 -	32.692	22.051	54.743	79.43	0.525	15:04:48.964
6 -	33.148	21.577	54.725	79.46	0.507	15:05:43.689
7 -	32.289	22.209	54.498 (3)	79.79	0.280	15:06:38.187
8 -	32.657	21.561	54.218 (1)	80.20		15:07:32.405
9 -	33.516	21.380	54.896	79.21	0.678	15:08:27.301

BMCRC-MRO Championships 2025 - Rnd 1 @ Brands Hatch Indy

L&W BMCRC Rookie 600 & 1000

RACE 7 - SECTOR ANALYSIS



SECTOR 1 = FL to I1, SECTOR 2 = I1 to FL, DIFF = Difference To Personal Best Lap, P = Crossed Finish Line in Pit Lane, D = Time Disallowed

P5 916 600 Adam FREWIN		Yamaha R6 - Daniel Parker Motorsport mindset coach				
IDEAL LAP TIME : 52.773		BEST LAP TIME : 53.141		DIFFERENCE : 0.368		
LAP	SECTOR 1	SECTOR 2	LAP TIME	MPH	DIFF	TIME OF DAY
1 -		21.361	1:14.679	58.22	21.538	15:01:24.429
2 -	32.679	21.632	54.311	80.06	1.170	15:02:18.740
3 -	33.346	21.028	54.374	79.97	1.233	15:03:13.114
4 -	32.869	21.016	53.885	80.70	0.744	15:04:06.999
5 -	32.124	21.255	53.379 (2)	81.46	0.238	15:05:00.378
6 -	32.706	21.433	54.139	80.32	0.998	15:05:54.517
7 -	31.757	21.384	53.141 (1)	81.83		15:06:47.658
8 -	32.365	21.270	53.635	81.07	0.494	15:07:41.293
9 -	32.107	21.316	53.423 (3)	81.39	0.282	15:08:34.716

P6 26 600 Daniel PRESTON		Triumph 675R -				
IDEAL LAP TIME : 53.046		BEST LAP TIME : 53.403		DIFFERENCE : 0.357		
LAP	SECTOR 1	SECTOR 2	LAP TIME	MPH	DIFF	TIME OF DAY
1 -		21.994	1:14.185	58.61	20.782	15:01:23.935
2 -	32.557	21.802	54.359	79.99	0.956	15:02:18.294
3 -	32.881	21.797	54.678	79.53	1.275	15:03:12.972
4 -	32.128	21.544	53.672	81.02	0.269	15:04:06.644
5 -	32.082	21.682	53.764	80.88	0.361	15:05:00.408
6 -	32.222	21.647	53.869	80.72	0.466	15:05:54.277
7 -	31.739	21.664	53.403 (1)	81.42		15:06:47.680
8 -	31.840	21.702	53.542 (2)	81.21	0.139	15:07:41.222
9 -	32.337	21.307	53.644 (3)	81.06	0.241	15:08:34.866

P7 110 600 Sean GOSLING		Yamaha R6 -				
IDEAL LAP TIME : 52.910		BEST LAP TIME : 52.910		DIFFERENCE : 0.000		
LAP	SECTOR 1	SECTOR 2	LAP TIME	MPH	DIFF	TIME OF DAY
1 -		21.784	1:14.285	58.53	21.375	15:01:24.035
2 -	32.681	21.726	54.407	79.92	1.497	15:02:18.442
3 -	32.642	21.647	54.289	80.10	1.379	15:03:12.731
4 -	32.757	21.435	54.192	80.24	1.282	15:04:06.923
5 -	32.435	21.514	53.949	80.60	1.039	15:05:00.872
6 -	33.064	21.746	54.810	79.33	1.900	15:05:55.682
7 -	31.932	21.900	53.832 (3)	80.78	0.922	15:06:49.514
8 -	31.716	21.194	52.910 (1)	82.18		15:07:42.424
9 -	31.931	21.253	53.184 (2)	81.76	0.274	15:08:35.608

P8 830 1000 Daniel HOLT		Aprilia RSV4 1100 FACTORY - Set builds southern ltd				
IDEAL LAP TIME : 54.460		BEST LAP TIME : 54.558		DIFFERENCE : 0.098		
LAP	SECTOR 1	SECTOR 2	LAP TIME	MPH	DIFF	TIME OF DAY
1 -		22.876	1:04.088	67.85	9.530	15:01:13.838
2 -	33.323	21.735	55.058 (2)	78.98	0.500	15:02:08.896
3 -	33.508	22.007	55.515	78.33	0.957	15:03:04.411
4 -	33.397	21.854	55.251 (3)	78.70	0.693	15:03:59.662
5 -	33.718	21.933	55.651	78.14	1.093	15:04:55.313
6 -	33.739	21.976	55.715	78.05	1.157	15:05:51.028
7 -	32.725	21.833	54.558 (1)	79.70		15:06:45.586
8 -	33.407	22.002	55.409	78.48	0.851	15:07:40.995
9 -	34.033	22.078	56.111	77.50	1.553	15:08:37.106

BMCRC-MRO Championships 2025 - Rnd 1 @ Brands Hatch Indy

L&W BMCRC Rookie 600 & 1000

RACE 7 - SECTOR ANALYSIS



SECTOR 1 = FL to I1, SECTOR 2 = I1 to FL, DIFF = Difference To Personal Best Lap, P = Crossed Finish Line in Pit Lane, D = Time Disallowed

P9		163 1000		Riccardo BIGUZZI		Bmw S1000RR - Riccardo's Travel	
IDEAL LAP TIME : 54.304		BEST LAP TIME : 54.373		DIFFERENCE : 0.069			
LAP	SECTOR 1	SECTOR 2	LAP TIME	MPH	DIFF	TIME OF DAY	
1 -		23.339	1:04.166	67.77	9.793	15:01:13.916	
2 -	34.362	22.796	57.158	76.08	2.785	15:02:11.074	
3 -	33.387	23.179	56.566	76.87	2.193	15:03:07.640	
4 -	32.663	22.010	54.673 (3)	79.53	0.300	15:04:02.313	
5 -	33.187	22.047	55.234	78.73	0.861	15:04:57.547	
6 -	33.103	22.379	55.482	78.37	1.109	15:05:53.029	
7 -	32.685	21.688	54.373 (1)	79.97		15:06:47.402	
8 -	33.910	22.075	55.985	77.67	1.612	15:07:43.387	
9 -	32.854	21.641	54.495 (2)	79.79	0.122	15:08:37.882	

P10		13 600		Matthew BENTON		Honda CBR600RR - Air Engineering Group	
IDEAL LAP TIME : 53.277		BEST LAP TIME : 53.577		DIFFERENCE : 0.300			
LAP	SECTOR 1	SECTOR 2	LAP TIME	MPH	DIFF	TIME OF DAY	
1 -		22.507	1:16.423	56.90	22.846	15:01:26.173	
2 -	33.254	22.109	55.363	78.54	1.786	15:02:21.536	
3 -	32.506	21.970	54.476	79.82	0.899	15:03:16.012	
4 -	32.862	22.007	54.869	79.25	1.292	15:04:10.881	
5 -	32.800	21.770	54.570	79.68	0.993	15:05:05.451	
6 -	32.331	21.789	54.120	80.35	0.543	15:05:59.571	
7 -	31.895	21.860	53.755 (2)	80.89	0.178	15:06:53.326	
8 -	31.957	22.027	53.984 (3)	80.55	0.407	15:07:47.310	
9 -	32.195	21.382	53.577 (1)	81.16		15:08:40.887	

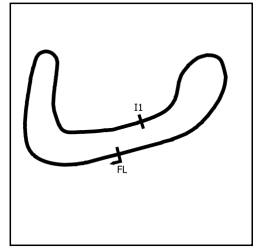
P11		60 600		Dean NEAL		Kawasaki ZX6R 636 - Acute Civil Engineering Ltd	
IDEAL LAP TIME : 53.661		BEST LAP TIME : 54.041		DIFFERENCE : 0.380			
LAP	SECTOR 1	SECTOR 2	LAP TIME	MPH	DIFF	TIME OF DAY	
1 -		22.418	1:17.379	56.19	23.338	15:01:27.129	
2 -	33.134	22.187	55.321	78.60	1.280	15:02:22.450	
3 -	32.724	21.634	54.358	79.99	0.317	15:03:16.808	
4 -	33.011	21.328	54.339 (3)	80.02	0.298	15:04:11.147	
5 -	32.333	21.708	54.041 (1)	80.46		15:05:05.188	
6 -	32.467	21.710	54.177 (2)	80.26	0.136	15:05:59.365	
7 -	32.670	21.773	54.443	79.87	0.402	15:06:53.808	
8 -	32.810	22.044	54.854	79.27	0.813	15:07:48.662	
9 -	32.750	21.904	54.654	79.56	0.613	15:08:43.316	

P12		17 1000		David MARCH		Suzuki GSXR1000 -	
IDEAL LAP TIME : 54.802		BEST LAP TIME : 55.091		DIFFERENCE : 0.289			
LAP	SECTOR 1	SECTOR 2	LAP TIME	MPH	DIFF	TIME OF DAY	
1 -		23.211	1:04.925	66.97	9.834	15:01:14.675	
2 -	34.653	22.525	57.178	76.05	2.087	15:02:11.853	
3 -	34.019	22.275	56.294	77.24	1.203	15:03:08.147	
4 -	34.244	21.922	56.166	77.42	1.075	15:04:04.313	
5 -	33.515	21.783	55.298 (2)	78.63	0.207	15:04:59.611	
6 -	33.577	22.445	56.022 (3)	77.62	0.931	15:05:55.633	
7 -	33.019	22.072	55.091 (1)	78.93		15:06:50.724	
8 -	34.008	23.409	57.417	75.73	2.326	15:07:48.141	
9 -	34.411	22.089	56.500	76.96	1.409	15:08:44.641	

BMCRC-MRO Championships 2025 - Rnd 1 @ Brands Hatch Indy

L&W BMCRC Rookie 600 & 1000

RACE 7 - SECTOR ANALYSIS



SECTOR 1 = FL to I1, SECTOR 2 = I1 to FL, DIFF = Difference To Personal Best Lap, P = Crossed Finish Line in Pit Lane, D = Time Disallowed

P13 999 600		Jack ALLEN		Honda CBR600 RR -		
IDEAL LAP TIME : 54.170		BEST LAP TIME : 54.462		DIFFERENCE : 0.292		
LAP	SECTOR 1	SECTOR 2	LAP TIME	MPH	DIFF	TIME OF DAY
1 -		22.343	1:16.155	57.10	21.693	15:01:25.905
2 -	33.398	22.022	55.420	78.46	0.958	15:02:21.325
3 -	32.566	22.072	54.638 (3)	79.58	0.176	15:03:15.963
4 -	33.200	21.893	55.093	78.93	0.631	15:04:11.056
5 -	33.323	21.613	54.936	79.15	0.474	15:05:05.992
6 -	32.788	21.843	54.631 (2)	79.59	0.169	15:06:00.623
7 -	32.858	21.604	54.462 (1)	79.84		15:06:55.085
8 -	33.023	21.936	54.959	79.12	0.497	15:07:50.044
9 -	33.111	21.767	54.878	79.24	0.416	15:08:44.922

P14 397 1000		Kevin CLINKSCALES		Suzuki GSXR 1000 -		
IDEAL LAP TIME : 55.395		BEST LAP TIME : 55.624		DIFFERENCE : 0.229		
LAP	SECTOR 1	SECTOR 2	LAP TIME	MPH	DIFF	TIME OF DAY
1 -		23.051	1:03.873	68.08	8.249	15:01:13.623
2 -	34.565	22.652	57.217	76.00	1.593	15:02:10.840
3 -	33.575	22.414	55.989 (2)	77.66	0.365	15:03:06.829
4 -	32.981	22.643	55.624 (1)	78.17		15:04:02.453
5 -	34.100	22.487	56.587 (3)	76.84	0.963	15:04:59.040
6 -	33.232	23.400	56.632	76.78	1.008	15:05:55.672
7 -	34.155	22.802	56.957	76.34	1.333	15:06:52.629
8 -	34.233	22.613	56.846	76.49	1.222	15:07:49.475
9 -	34.422	22.457	56.879	76.45	1.255	15:08:46.354

P15 28 1000		Mark RUSSELL		Suzuki GSXR1000 - P&O Scaffolding		
IDEAL LAP TIME : 55.805		BEST LAP TIME : 56.053		DIFFERENCE : 0.248		
LAP	SECTOR 1	SECTOR 2	LAP TIME	MPH	DIFF	TIME OF DAY
1 -		23.164	1:04.644	67.26	8.591	15:01:14.394
2 -	34.655	22.343	56.998	76.29	0.945	15:02:11.392
3 -	34.096	22.508	56.604	76.82	0.551	15:03:07.996
4 -	33.934	22.320	56.254 (3)	77.30	0.201	15:04:04.250
5 -	34.141	21.912	56.053 (1)	77.58		15:05:00.303
6 -	34.228	22.596	56.824	76.52	0.771	15:05:57.127
7 -	34.195	22.380	56.575	76.86	0.522	15:06:53.702
8 -	34.211	21.871	56.082 (2)	77.54	0.029	15:07:49.784
9 -	34.575	23.173	57.748	75.30	1.695	15:08:47.532

P16 175 1000		Arlindo PESTANA		Bmw S1000RR - Pep's racing		
IDEAL LAP TIME : 55.223		BEST LAP TIME : 55.404		DIFFERENCE : 0.181		
LAP	SECTOR 1	SECTOR 2	LAP TIME	MPH	DIFF	TIME OF DAY
1 -		23.122	1:03.306	68.69	7.902	15:01:13.056
2 -	33.546	21.946	55.492 (2)	78.36	0.088	15:02:08.548
3 -	33.577	22.038	55.615 (3)	78.19	0.211	15:03:04.163
4 -	33.277	22.127	55.404 (1)	78.48		15:03:59.567
5 -	34.157	22.532	56.689	76.70	1.285	15:04:56.256
6 -	33.663	22.954	56.617	76.80	1.213	15:05:52.873
7 -	34.361	23.200	57.561	75.54	2.157	15:06:50.434
8 -	34.189	23.437	57.626	75.46	2.222	15:07:48.060
9 -	35.991	23.536	59.527	73.05	4.123	15:08:47.587

BMCRC-MRO Championships 2025 - Rnd 1 @ Brands Hatch Indy

L&W BMCRC Rookie 600 & 1000

RACE 7 - SECTOR ANALYSIS



SECTOR 1 = FL to I1, SECTOR 2 = I1 to FL, DIFF = Difference To Personal Best Lap, P = Crossed Finish Line in Pit Lane, D = Time Disallowed

P17 10 600 Anmar AL-SHAWI			Triumph 765 STREET TRIPLE RS -			
IDEAL LAP TIME : 54.356		BEST LAP TIME : 54.356		DIFFERENCE : 0.000		
LAP	SECTOR 1	SECTOR 2	LAP TIME	MPH	DIFF	TIME OF DAY
1 -		22.698	1:18.700	55.25	24.344	15:01:28.450
2 -	33.277	21.768	55.045	79.00	0.689	15:02:23.495
3 -	33.136	21.874	55.010	79.05	0.654	15:03:18.505
4 -	33.068	21.882	54.950 (3)	79.13	0.594	15:04:13.455
5 -	32.689	21.667	54.356 (1)	80.00		15:05:07.811
6 -	33.477	22.102	55.579	78.24	1.223	15:06:03.390
7 -	33.550	22.103	55.653	78.13	1.297	15:06:59.043
8 -	33.041	22.195	55.236	78.72	0.880	15:07:54.279
9 -	32.793	21.895	54.688 (2)	79.51	0.332	15:08:48.967

P18 86 600 Martyn JOHNS			Triumph DAYTONA - Stack Dynamics			
IDEAL LAP TIME : 54.919		BEST LAP TIME : 55.185		DIFFERENCE : 0.266		
LAP	SECTOR 1	SECTOR 2	LAP TIME	MPH	DIFF	TIME OF DAY
1 -		22.469	1:17.128	56.38	21.943	15:01:26.878
2 -	33.858	22.302	56.160	77.43	0.975	15:02:23.038
3 -	33.326	21.957	55.283 (3)	78.66	0.098	15:03:18.321
4 -	32.962	22.274	55.236 (2)	78.72	0.051	15:04:13.557
5 -	33.569	21.986	55.555	78.27	0.370	15:05:09.112
6 -	33.422	21.992	55.414	78.47	0.229	15:06:04.526
7 -	33.276	22.135	55.411	78.47	0.226	15:06:59.937
8 -	33.290	22.175	55.465	78.40	0.280	15:07:55.402
9 -	32.988	22.197	55.185 (1)	78.80		15:08:50.587

P19 217 600 Martin SIGGINS			Triumph 765 -			
IDEAL LAP TIME : 56.495		BEST LAP TIME : 56.550		DIFFERENCE : 0.055		
LAP	SECTOR 1	SECTOR 2	LAP TIME	MPH	DIFF	TIME OF DAY
1 -		23.429	1:19.355	54.79	22.805	15:01:29.105
2 -	34.315	22.809	57.124	76.12	0.574	15:02:26.229
3 -	34.091	22.842	56.933 (3)	76.38	0.383	15:03:23.162
4 -	33.784	22.766	56.550 (1)	76.89		15:04:19.712
5 -	34.158	22.711	56.869 (2)	76.46	0.319	15:05:16.581
6 -	34.259	22.779	57.038	76.24	0.488	15:06:13.619
7 -	34.232	23.144	57.376	75.79	0.826	15:07:10.995
8 -	34.114	23.228	57.342	75.83	0.792	15:08:08.337
9 -	34.316	22.891	57.207	76.01	0.657	15:09:05.544

P20 414 600 William CRITCHELL			Suzuki GSXR 600 - No name sponsor yet			
IDEAL LAP TIME : 56.194		BEST LAP TIME : 56.194		DIFFERENCE : 0.000		
LAP	SECTOR 1	SECTOR 2	LAP TIME	MPH	DIFF	TIME OF DAY
1 -		23.578	1:18.786	55.19	22.592	15:01:28.536
2 -	33.890	23.543	57.433	75.71	1.239	15:02:25.969
3 -	34.686	23.784	58.470	74.37	2.276	15:03:24.439
4 -	33.604	22.590	56.194 (1)	77.38		15:04:20.633
5 -	34.057	22.599	56.656 (2)	76.75	0.462	15:05:17.289
6 -	34.512	23.874	58.386	74.48	2.192	15:06:15.675
7 -	33.949	23.281	57.230	75.98	1.036	15:07:12.905
8 -	34.203	22.938	57.141 (3)	76.10	0.947	15:08:10.046

BMCRC-MRO Championships 2025 - Rnd 1 @ Brands Hatch Indy

L&W BMCRC Rookie 600 & 1000

RACE 7 - SECTOR ANALYSIS



SECTOR 1 = FL to I1, SECTOR 2 = I1 to FL, DIFF = Difference To Personal Best Lap, P = Crossed Finish Line in Pit Lane, D = Time Disallowed

P21 31 1000		Jordan GREY		Yamaha R1 -		
IDEAL LAP TIME : 58.398		BEST LAP TIME : 59.299		DIFFERENCE : 0.901		
LAP	SECTOR 1	SECTOR 2	LAP TIME	MPH	DIFF	TIME OF DAY
1 -		23.349	1:06.208	65.68	6.909	15:01:15.958
2 -	35.980	23.366	59.346 (2)	73.27	0.047	15:02:15.304
3 -	36.881	22.418	59.299 (1)	73.33		15:03:14.603
4 -	37.982	23.987	1:01.969	70.17	2.670	15:04:16.572
5 -	36.851	23.245	1:00.096	72.36	0.797	15:05:16.668
6 -	37.302	23.392	1:00.694	71.64	1.395	15:06:17.362
7 -	36.479	23.247	59.726	72.80	0.427	15:07:17.088
8 -	36.822	22.892	59.714 (3)	72.82	0.415	15:08:16.802

P22 196 600		Joshua POPPLEWELL		Yamaha R6 - Frame-Tech SE Ltd		
IDEAL LAP TIME : 57.395		BEST LAP TIME : 57.634		DIFFERENCE : 0.239		
LAP	SECTOR 1	SECTOR 2	LAP TIME	MPH	DIFF	TIME OF DAY
1 -		23.150	1:20.234	54.19	22.600	15:01:29.984
2 -	34.921	23.084	58.005	74.96	0.371	15:02:27.989
3 -	34.811	22.875	57.686 (2)	75.38	0.052	15:03:25.675
4 -	35.111	23.135	58.246	74.65	0.612	15:04:23.921
5 -	35.020	23.645	58.665	74.12	1.031	15:05:22.586
6 -	34.933	22.701	57.634 (1)	75.45		15:06:20.220
7 -	35.319	22.584	57.903 (3)	75.10	0.269	15:07:18.123
8 -	36.184	22.895	59.079	73.60	1.445	15:08:17.202

P23 379 600		Jack Crowley MASON		Triumph DAYTONA 675 R -		
IDEAL LAP TIME : 57.310		BEST LAP TIME : 57.335		DIFFERENCE : 0.025		
LAP	SECTOR 1	SECTOR 2	LAP TIME	MPH	DIFF	TIME OF DAY
1 -		23.382	1:19.078	54.99	21.743	15:01:28.828
2 -	35.335	23.050	58.385	74.48	1.050	15:02:27.213
3 -	34.914	23.044	57.958	75.03	0.623	15:03:25.171
4 -	34.890	22.832	57.722 (2)	75.33	0.387	15:04:22.893
5 -	35.418	23.416	58.834	73.91	1.499	15:05:21.727
6 -	34.478	22.857	57.335 (1)	75.84		15:06:19.062
7 -	37.943	23.182	1:01.125	71.14	3.790	15:07:20.187
8 -	34.934	22.984	57.918 (3)	75.08	0.583	15:08:18.105

P24 49 600		Thomas GALLAGHER		Yamaha YZF R6 - TG Cad Services Ltd		
IDEAL LAP TIME : 58.422		BEST LAP TIME : 58.422		DIFFERENCE : 0.000		
LAP	SECTOR 1	SECTOR 2	LAP TIME	MPH	DIFF	TIME OF DAY
1 -		26.145	1:24.475	51.47	26.053	15:01:34.225
2 -	36.223	23.822	1:00.045	72.42	1.623	15:02:34.270
3 -	35.832	23.778	59.610	72.95	1.188	15:03:33.880
4 -	35.972	23.394	59.366 (3)	73.25	0.944	15:04:33.246
5 -	35.678	23.201	58.879 (2)	73.85	0.457	15:05:32.125
6 -	36.617	23.878	1:00.495	71.88	2.073	15:06:32.620
7 -	36.216	23.873	1:00.089	72.36	1.667	15:07:32.709
8 -	35.342	23.080	58.422 (1)	74.43		15:08:31.131

P25 76 600		Paul BOXALL		Suzuki GSXR 600 - WG Tyres		
IDEAL LAP TIME : 1:00.342		BEST LAP TIME : 1:00.389		DIFFERENCE : 0.047		
LAP	SECTOR 1	SECTOR 2	LAP TIME	MPH	DIFF	TIME OF DAY
1 -		23.832	1:22.120	52.95	21.731	15:01:31.870
2 -	36.778	23.611	1:00.389 (1)	72.00		15:02:32.259
3 -	37.257	24.146	1:01.403	70.82	1.014	15:03:33.662
4 -	37.702	24.125	1:01.827	70.33	1.438	15:04:35.489
5 -	37.231	24.142	1:01.373	70.85	0.984	15:05:36.862
6 -	37.887	24.073	1:01.960	70.18	1.571	15:06:38.822
7 -	36.731	23.707	1:00.438 (2)	71.95	0.049	15:07:39.260
8 -	37.421	23.621	1:01.042 (3)	71.23	0.653	15:08:40.302

BMCRC-MRO Championships 2025 - Rnd 1 @ Brands Hatch Indy

L&W BMCRC Rookie 600 & 1000

RACE 7 - SECTOR ANALYSIS



SECTOR 1 = FL to I1, SECTOR 2 = I1 to FL, DIFF = Difference To Personal Best Lap, P = Crossed Finish Line in Pit Lane, D = Time Disallowed

P26 59 600 Michael WELLINGTON		Triumph STREET TRIPLE 765RS - CockRocket Racing				
IDEAL LAP TIME : 1:04.450		BEST LAP TIME : 1:04.708		DIFFERENCE : 0.258		
LAP	SECTOR 1	SECTOR 2	LAP TIME	MPH	DIFF	TIME OF DAY
1 -		25.584	1:25.093	51.10	20.385	15:01:34.843
2 -	39.070	25.638	1:04.708 (1)	67.20		15:02:39.551
3 -	39.737	25.499	1:05.236 (3)	66.65	0.528	15:03:44.787
4 -	38.951	25.757	1:04.708 (1)	67.20		15:04:49.495
5 -	39.933	26.816	1:06.749	65.14	2.041	15:05:56.244
6 -	41.528	26.483	1:08.011	63.93	3.303	15:07:04.255
7 -	40.631	26.875	1:07.506	64.41	2.798	15:08:11.761

BMCRC-MRO Championships 2025 - Rnd 1 @ Brands Hatch Indy

L&W BMCRC Rookie 600 & 1000

RACE 7 - BEST SECTORS

POS	SECTOR 1		SECTOR 2		IDEAL / BEST COMPARISON						
	NO	TIME	NO	TIME	POS	NO	NAME	IDEAL	BEST	DIFF	
								PERFECT LAP	50.972		
1	55	30.761	55	20.211	1	55	STORPIRSTIS	50.972	51.099	0.127	
2	105	31.517	105	20.804	2	105	JONES	52.321	52.552	0.231	
3	110	31.716	916	21.016	3	916	FREWIN	52.773	53.141	0.368	
4	26	31.739	145	21.024	4	110	GOSLING	52.910	52.910	0.000	
5	916	31.757	110	21.194	5	145	FOREMAN	53.000	53.000	0.000	
6	13	31.895	26	21.307	6	26	PRESTON	53.046	53.403	0.357	
7	145	31.976	60	21.328	7	13	BENTON	53.277	53.577	0.300	
8	95	32.289	95	21.346	8	95	DRISCOLL	53.635	54.218	0.583	
9	60	32.333	13	21.382	9	60	NEAL	53.661	54.041	0.380	
10	999	32.566	999	21.604	10	999	ALLEN	54.170	54.462	0.292	
11	163	32.663	163	21.641	11	163	BIGUZZI	54.304	54.373	0.069	
12	10	32.689	10	21.667	12	10	AL-SHAWI	54.356	54.356	0.000	
13	830	32.725	830	21.735	13	830	HOLT	54.460	54.558	0.098	
14	86	32.962	17	21.783	14	17	MARCH	54.802	55.091	0.289	
15	397	32.981	28	21.871	15	86	JOHNS	54.919	55.185	0.266	
16	17	33.019	175	21.946	16	175	PESTANA	55.223	55.404	0.181	
17	175	33.277	86	21.957	17	397	CLINKSCALES	55.395	55.624	0.229	
18	414	33.604	397	22.414	18	28	RUSSELL	55.805	56.053	0.248	
19	217	33.784	31	22.418	19	414	CRITCHELL	56.194	56.194	0.000	
20	28	33.934	196	22.584	20	217	SIGGINS	56.495	56.550	0.055	
21	379	34.478	414	22.590	21	379	MASON	57.310	57.335	0.025	
22	196	34.811	217	22.711	22	196	POPPELWELL	57.395	57.634	0.239	
23	49	35.342	379	22.832	23	31	GREY	58.398	59.299	0.901	
24	31	35.980	49	23.080	24	49	GALLAGHER	58.422	58.422	0.000	
25	76	36.731	76	23.611	25	76	BOXALL	1:00.342	1:00.389	0.047	
26	59	38.951	59	25.499	26	59	WELLINGTON	1:04.450	1:04.708	0.258	

BMCRC-MRO Championships 2025 - Rnd 1 @ Brands Hatch Indy

L&W BMCRC Rookie 600 & 1000

RACE 7 - STATISTICS

Competitors Started 26
Planned Start 2025-03-15 @ 14:00:00.000
Actual Start 2025-03-15 @ 15:00:09.749
Finish Time 2025-03-15 @ 15:08:09.719
Track Length 1.2079mi.
Total Laps 226
Total Distance Covered 272.9957mi.

Session Fastest Lap History

NO	CL	NAME	LAP TIME	TIME OF DAY	LAP	VEHICLE
55	1000	Mindaugas STORPIRSTIS	51.099	15:01:57.355	2	Honda CBR1000RR

Session Leader History

NO	CL	NAME	FROM LAP	LAPS LED	DISTANCE	VEHICLE
55	1000	Mindaugas STORPIRSTIS	1	9	10.87 miles	Honda CBR1000RR

Flag History

TYPE	TIME OF DAY
GREEN	15:00:09.749
FINISH	15:08:09.719

Flag Statistics

TYPE	COUNT	TOTAL LAPS	TOTAL TIME
Green	1	9	9:07.112
Red	0	0	0.000
Safety Car	0	0	0.000
FCY	0	0	0.000

BMCRC-MRO Championships 2025 - Rnd 1 @ Brands Hatch Indy

L&W BMCRC Rookie 600 & 1000

RACE 7 - STATISTICS

CLASS : 1000

11 Starters

Fastest Lap History

NO	NAME	LAP TIME	TIME OF DAY	LAP	VEHICLE
55	Mindaugas STORPIRSTIS	51.099	15:01:57.355	2	Honda CBR1000RR

Leader History

NO	NAME	FROM LAP	LAPS LED	DISTANCE	VEHICLE
55	Mindaugas STORPIRSTIS	1	9	10.87 miles	Honda CBR1000RR

BMCRC-MRO Championships 2025 - Rnd 1 @ Brands Hatch Indy

L&W BMCRC Rookie 600 & 1000

RACE 7 - STATISTICS

CLASS : 600

15 Starters

Fastest Lap History

NO	NAME	LAP TIME	TIME OF DAY	LAP	VEHICLE
26	Daniel PRESTON	54.359	15:02:18.317	2	Triumph 675R
916	Adam FREWIN	54.311	15:02:18.764	2	Yamaha R6
110	Sean GOSLING	54.289	15:03:12.756	3	Yamaha R6
26	Daniel PRESTON	53.672	15:04:06.666	4	Triumph 675R
916	Adam FREWIN	53.379	15:05:00.402	5	Yamaha R6
916	Adam FREWIN	53.141	15:06:47.714	7	Yamaha R6
110	Sean GOSLING	52.910	15:07:42.447	8	Yamaha R6

Leader History

NO	NAME	FROM LAP	LAPS LED	DISTANCE	VEHICLE
26	Daniel PRESTON	1	2	2.41 miles	Triumph 675R
110	Sean GOSLING	3	1	1.20 miles	Yamaha R6
26	Daniel PRESTON	4	1	1.20 miles	Triumph 675R
916	Adam FREWIN	5	1	1.20 miles	Yamaha R6
26	Daniel PRESTON	6	1	1.20 miles	Triumph 675R
916	Adam FREWIN	7	1	1.20 miles	Yamaha R6
26	Daniel PRESTON	8	1	1.20 miles	Triumph 675R
916	Adam FREWIN	9	1	1.20 miles	Yamaha R6

BMCRC-MRO Championships 2025 - Rnd 1 @ Brands Hatch Indy


L&W BMCRC Rookie 600 & 1000

RACE 17 - GRID (7 Laps)

ROW 11	1		1		31	343 David BROWN
ROW 10	30	1:04.708 59 Michael WELLINGTON	29	1:00.389 76 Paul BOXALL	28	58.422 49 Thomas GALLAGHER
ROW 9	27	57.634 196 Joshua POPPLEWELL	26	57.335 379 Jack Crowley MASON	25	56.550 217 Martin SIGGINS
ROW 8	24	56.194 414 William CRITCHELL	23	55.185 86 Martyn JOHNS	22	54.462 999 Jack ALLEN
ROW 7	21	54.356 10 Anmar AL-SHAWI	20	54.041 60 Dean NEAL	19	53.577 13 Matthew BENTON
ROW 6	18	53.403 26 Daniel PRESTON	17	53.141 916 Adam FREWIN	16	52.910 110 Sean GOSLING
ROW 5	15		14		13	
ROW 4	12		11	59.299 31 Jordan GREY	10	56.053 28 Mark RUSSELL
ROW 3	9	55.624 397 Kevin CLINKSCALES	8	55.404 175 Arlindo PESTANA	7	55.091 17 David MARCH
ROW 2	6	54.558 830 Daniel HOLT	5	54.373 163 Riccardo BIGUZZI	4	54.218 95 Jack DRISCOLL
ROW 1	3	53.000 145 Luke FOREMAN	2	52.552 105 Tommy JONES	1	51.099 55 Mindaugas STORPIRSTIS
Pole						

These results are provisional until the conclusion of any judicial and technical matters.

Brands Hatch Indy: 1.2079 miles

Clerk Of Course:	Timekeeper: <i>Craig Smith</i>	
------------------	-----------------------------------	---

Results can be found at www.tsl-timing.com

Printed - 15:11 Saturday, 15 March 2025



BMCRC-MRO Championships 2025 - Rnd 1 @ Brands Hatch Indy

L&W BMCRC Rookie 600 & 1000

RACE 17 - CLASSIFICATION

Race Distance: 7 Laps / 8.45 miles



POS	NO	CL	PIC	NAME	ENTRY	LAPS	TIME	GAP	DIFF	MPH	BEST	ON	GRD	↑↓
1	145	1000	1	Luke FOREMAN	Suzuki GSXR 1000 -	7	6:23.051			79.46	52.764	7	3	2
2	105	1000	2	Tommy JONES	Kawasaki ZX10R -	7	6:24.339	1.288	1.288	79.20	52.998	3	2	0
3	95	1000	3	Jack DRISCOLL	Kawasaki ZX10R -	7	6:25.223	2.172	0.884	79.01	53.475	6	4	1
4	830	1000	4	Daniel HOLT	Aprilia RSV4 1100 FACTORY - Set builds southern ltd	7	6:35.702	12.651	10.479	76.92	55.043	3	6	2
5	26	600	1	Daniel PRESTON	Triumph 675R -	7	6:40.729	17.678	5.027	75.96	53.464	4	14	9
6	13	600	2	Matthew BENTON	Honda CBR600RR - Air Engineering Group	7	6:40.838	17.787	0.109	75.94	53.752	3	15	9
7	110	600	3	Sean GOSLING	Yamaha R6 -	7	6:41.716	18.665	0.878	75.77	53.985	3	12	5
8	397	1000	5	Kevin CLINKSCALES	Suzuki GSXR 1000 -	7	6:42.804	19.753	1.088	75.57	55.997	4	9	1
9	60	600	4	Dean NEAL	Kawasaki ZX6R 636 - Acute Civil Engineering Ltd	7	6:46.902	23.851	4.098	74.80	53.576	3	16	7
10	916	600	5	Adam FREWIN	Yamaha R6 - Daniel Parker Motorsport mindset coach	7	6:48.062	25.011	1.160	74.59	54.167	2	13	3
11	999	600	6	Jack ALLEN	Honda CBR600 RR -	7	6:48.556	25.505	0.494	74.50	54.120	7	18	7
12	163	1000	6	Riccardo BIGUZZI	Bmw S1000RR - Riccardo's Travel	7	6:52.544	29.493	3.988	73.78	56.611	3	5	-7
13	175	1000	7	Arlindo PESTANA	Bmw S1000RR - Pep's racing	7	6:53.210	30.159	0.666	73.66	56.753	3	8	-5
14	28	1000	8	Mark RUSSELL	Suzuki GSXR1000 - P&O Scaffolding	7	6:57.124	34.073	3.914	72.97	57.654	6	10	-4
15	10	600	7	Anmar AL-SHAWI	Triumph 765 STREET TRIPLE RS -	7	6:57.792	34.741	0.668	72.85	55.306	7	17	2
16	217	600	8	Martin SIGGINS	Triumph 765 -	7	6:59.247	36.196	1.455	72.60	56.121	7	21	5
17	86*	600	9	Martyn JOHNS	Triumph DAYTONA - Stack Dynamics	7	7:09.364	46.313	10.117	70.89	55.615	7	19	2
18	379	600	10	Jack Crowley MASON	Triumph DAYTONA 675 R -	6	6:18.718	1 Lap	1 Lap	68.89	58.688	3	22	4
19	49	600	11	Thomas GALLAGHER	Yamaha YZF R6 - TG Cad Services Ltd	6	6:28.250	1 Lap	9.532	67.20	59.404	3	24	5
20	196	600	12	Joshua POPPLEWELL	Yamaha R6 - Frame-Tech SE Ltd	6	6:28.989	1 Lap	0.739	67.07	1:00.270	3	23	3
21	76	600	13	Paul BOXALL	Suzuki GSXR 600 - WG Tyres	6	6:29.063	1 Lap	0.074	67.06	1:00.406	5	25	4
22	414	600	14	William CRITCHELL	Suzuki GSXR 600 - No name sponsor yet	6	6:33.841	1 Lap	4.778	66.24	1:01.006	5	20	-2

NOT CLASSIFIED

DNF	31	1000		Jordan GREY	Yamaha R1 -	3	3:03.672	4 Laps	3 Laps	71.02	58.692	3	11	
-----	----	------	--	-------------	-------------	---	----------	--------	--------	-------	--------	---	----	--

NOT STARTED

NS	17	1000		David MARCH	Suzuki GSXR1000 -									7
NS	59	600		Michael WELLINGTON	Triumph STREET TRIPLE 765RS - CockRocket Racing									26

FASTEST LAP

145	1000	Luke FOREMAN	Suzuki GSXR 1000 -	7	52.764	82.41 mph	132.63 kph
26	600	Daniel PRESTON	Triumph 675R -	4	53.464	81.33 mph	130.89 kph

* No. 86 - 10 second penalty - jump start

Class 1000 - 92.5% of Race Speed = 73.50 mph
Class 600 - 92.5% of Race Speed = 70.26 mph

Weather / Track : Cloudy / Dry

These results are provisional until the conclusion of any judicial and technical matters.

Date: 15/03/2025 Start: 17:24 Finish: 17:31
Brands Hatch Indy: 1.2079 miles

Clerk Of Course:

Timekeeper:

Craig Smith



Results can be found at www.tsl-timing.com

Printed - 17:35 Saturday, 15 March 2025



BMCRC-MRO Championships 2025 - Rnd 1 @ Brands Hatch Indy

L&W BMCRC Rookie 600 & 1000

RACE 17 - LAP CHART

LAP 1 @ 17:25:52.344

NO	BEHIND	LAP TIME
145		1:01.090
105	0.202	1:01.292
95	0.695	1:01.785
397	2.667	1:03.757
830	2.684	1:03.774
163	4.234	1:05.324
31	4.472	1:05.562
175	4.705	1:05.795
28	5.540	1:06.630
26	14.399	1:15.489
110	14.716	1:15.806
916	15.278	1:16.368
13	15.578	1:16.668
60	16.971	1:18.061
999	17.254	1:18.344
217	18.218	1:19.308
86	19.212	1:20.302
10	20.522	1:21.612
379	20.822	1:21.912
49	23.176	1:24.266
76	23.545	1:24.635
414	23.588	1:24.678
196	24.032	1:25.122

LAP 2 @ 17:26:46.708

NO	BEHIND	LAP TIME
105		54.162
145	0.283	54.647
95	0.649	54.318
830	3.490	55.170
397	5.335	57.032
163	6.976	57.106
175	7.678	57.337
28	8.858	57.682
31	9.526	59.418
26	14.669	54.634
110	14.790	54.438
916	15.081	54.167
13	15.254	54.040
60	17.286	54.679
999	18.107	55.217
217	20.304	56.450
86	21.893	57.045
10	22.327	56.169
379	26.201	59.743
49	28.221	59.409
76	29.855	1:00.674
196	30.888	1:01.220
414	30.971	1:01.747

LAP 3 @ 17:27:39.706

NO	BEHIND	LAP TIME
105		52.998
145	1.396	54.111
95	1.546	53.895
830	5.535	55.043
397	9.241	56.904
163	10.589	56.611
175	11.433	56.753
28	14.374	58.514
31	15.220	58.692
110	15.777	53.985

26	15.851	54.180
13	16.008	53.752
916	16.536	54.453
60	17.864	53.576
999	19.465	54.356
217	23.962	56.656
10	25.140	55.811
86	25.286	56.391
379	31.891	58.688
49	34.627	59.404
76	37.865	1:01.008
196	38.160	1:00.270
414	39.999	1:02.026

LAP 4 @ 17:28:33.155

NO	BEHIND	LAP TIME
105		53.449
95	1.788	53.691
145	1.810	53.863
830	7.377	55.291
397	11.789	55.997
163	13.971	56.831
175	15.056	57.072
26	15.866	53.464
110	16.317	53.989
13	16.520	53.961
916	18.228	55.141
28	21.018	1:00.093
60	21.088	56.673
999	22.172	56.156
217	27.586	57.073
10	28.083	56.392
86	28.481	56.644
379	38.077	59.635
49	41.946	1:00.768
76	45.500	1:01.084
196	45.691	1:00.980
414	49.752	1:03.202

LAP 5 @ 17:29:26.566

NO	BEHIND	LAP TIME
105		53.411
145	1.644	53.245
95	2.050	53.673
830	9.264	55.298
397	14.686	56.308
26	16.803	54.348
110	17.611	54.705
13	17.747	54.638
163	18.120	57.560
916	20.029	55.212
175	20.500	58.855
60	22.654	54.977
999	23.301	54.540
28	25.517	57.910
217	30.973	56.798
10	31.380	56.708
86	31.633	56.563
379	43.669	59.003
49	51.213	1:02.678
76	52.495	1:00.406
196	52.634	1:00.354

LAP 6 @ 17:30:20.764

NO	BEHIND	LAP TIME
105		54.198
145	0.777	53.331
95	1.327	53.475
414	1 Lap	1:01.006
830	10.788	55.722
397	16.547	56.059
26	16.972	54.367
13	17.452	53.903
110	17.686	54.273
916	21.676	55.845
60	23.151	54.695
163	23.267	59.345
999	24.926	55.823
175	25.003	58.701
28	28.973	57.654
10	32.976	55.794
217	33.616	56.841
86	34.239	56.804
379	49.208	59.737

LAP 7 @ 17:31:14.305

NO	BEHIND	LAP TIME
145		52.764
105	1.288	54.829
95	2.172	54.386
49	1 Lap	1:01.725
196	1 Lap	1:01.043
76	1 Lap	1:01.256
414	1 Lap	1:01.182
830	12.651	55.404
26	17.678	54.247
13	17.787	53.876
110	18.665	54.520
397	19.753	56.747
60	23.851	54.241
916	25.011	56.876
999	25.505	54.120
163	29.493	59.767
175	30.159	58.697
28	34.073	58.641
10	34.741	55.306
217	36.196	56.121
86	36.313	55.615

BMCRC-MRO Championships 2025 - Rnd 1 @ Brands Hatch Indy

L&W BMCRC Rookie 600 & 1000

RACE 17 - POSITION CHART

No	Name	Lap Pos								
			1	2	3	4	5	6	7	8
105	JONES	1	145	105	105	105	105	105	105	145
145	FOREMAN	2	105	145	145	95	145	145	105	
95	DRISCOLL	3	95	95	95	145	95	95	95	
163	BIGUZZI	4	397	830	830	830	830	830	830	
830	HOLT	5	830	397	397	397	397	397	26	
17	MARCH	6	163	163	163	163	26	26	13	
175	PESTANA	7	31	175	175	175	110	13	110	
397	CLINKSCALES	8	175	28	28	26	13	110	397	
28	RUSSELL	9	28	31	31	110	163	916	60	
31	GREY	10	26	26	110	13	916	60	916	
110	GOSLING	11	110	110	26	916	175	163	999	
916	FREWIN	12	916	916	13	28	60	999	163	
26	PRESTON	13	13	13	916	60	999	175	175	
13	BENTON	14	60	60	60	999	28	28	28	
60	NEAL	15	999	999	999	217	217	10	10	
10	AL-SHAWI	16	217	217	217	10	10	217	217	
999	ALLEN	17	86	86	10	86	86	86	86	
86	JOHNS	18	10	10	86	379	379	379		
414	CRITCHELL	19	379	379	379	49	49	49		
217	SIGGINS	20	49	49	49	76	76	196		
379	MASON	21	76	76	76	196	196	76		
196	POPPLEWELL	22	414	196	196	414	414	414		
49	GALLAGHER	23	196	414	414					
76	BOXALL	24								
59	WELLINGTON	25								

BMCRC-MRO Championships 2025 - Rnd 1 @ Brands Hatch Indy

L&W BMCRC Rookie 600 & 1000

RACE 17 - SECTOR ANALYSIS



SECTOR 1 = FL to I1, SECTOR 2 = I1 to FL, DIFF = Difference To Personal Best Lap, P = Crossed Finish Line in Pit Lane, D = Time Disallowed

P1		145	1000	Luke FOREMAN		Suzuki GSXR 1000 -	
IDEAL LAP TIME : 52.764		BEST LAP TIME : 52.764		DIFFERENCE : 0.000			
LAP	SECTOR 1	SECTOR 2		LAP TIME	MPH	DIFF	TIME OF DAY
1 -		21.941		1:01.090	71.18	8.326	17:25:52.344
2 -	32.672	21.975		54.647	79.57	1.883	17:26:46.991
3 -	32.522	21.589		54.111	80.36	1.347	17:27:41.102
4 -	32.385	21.478		53.863	80.73	1.099	17:28:34.965
5 -	32.161	21.084		53.245 (2)	81.67	0.481	17:29:28.210
6 -	32.018	21.313		53.331 (3)	81.53	0.567	17:30:21.541
7 -	31.962	20.802		52.764 (1)	82.41		17:31:14.305

P2		105	1000	Tommy JONES		Kawasaki ZX10R -	
IDEAL LAP TIME : 52.945		BEST LAP TIME : 52.998		DIFFERENCE : 0.053			
LAP	SECTOR 1	SECTOR 2		LAP TIME	MPH	DIFF	TIME OF DAY
1 -		21.744		1:01.292	70.94	8.294	17:25:52.546
2 -	32.650	21.512		54.162	80.28	1.164	17:26:46.708
3 -	31.780	21.218		52.998 (1)	82.05		17:27:39.706
4 -	32.284	21.165		53.449 (3)	81.35	0.451	17:28:33.155
5 -	32.235	21.176		53.411 (2)	81.41	0.413	17:29:26.566
6 -	32.696	21.502		54.198	80.23	1.200	17:30:20.764
7 -	33.499	21.330		54.829	79.31	1.831	17:31:15.593

P3		95	1000	Jack DRISCOLL		Kawasaki ZX10R -	
IDEAL LAP TIME : 52.998		BEST LAP TIME : 53.475		DIFFERENCE : 0.477			
LAP	SECTOR 1	SECTOR 2		LAP TIME	MPH	DIFF	TIME OF DAY
1 -		21.990		1:01.785	70.38	8.310	17:25:53.039
2 -	33.095	21.223		54.318	80.05	0.843	17:26:47.357
3 -	32.400	21.495		53.895	80.68	0.420	17:27:41.252
4 -	32.378	21.313		53.691 (3)	80.99	0.216	17:28:34.943
5 -	32.595	21.078		53.673 (2)	81.02	0.198	17:29:28.616
6 -	31.920	21.555		53.475 (1)	81.32		17:30:22.091
7 -	33.195	21.191		54.386	79.95	0.911	17:31:16.477

P4		830	1000	Daniel HOLT		Aprilia RSV4 1100 FACTORY - Set builds southern ltd	
IDEAL LAP TIME : 54.757		BEST LAP TIME : 55.043		DIFFERENCE : 0.286			
LAP	SECTOR 1	SECTOR 2		LAP TIME	MPH	DIFF	TIME OF DAY
1 -		22.817		1:03.774	68.18	8.731	17:25:55.028
2 -	33.613	21.557		55.170 (2)	78.82	0.127	17:26:50.198
3 -	33.200	21.843		55.043 (1)	79.00		17:27:45.241
4 -	33.475	21.816		55.291 (3)	78.64	0.248	17:28:40.532
5 -	33.329	21.969		55.298	78.63	0.255	17:29:35.830
6 -	33.806	21.916		55.722	78.04	0.679	17:30:31.552
7 -	33.454	21.950		55.404	78.48	0.361	17:31:26.956

P5		26	600	Daniel PRESTON		Triumph 675R -	
IDEAL LAP TIME : 53.464		BEST LAP TIME : 53.464		DIFFERENCE : 0.000			
LAP	SECTOR 1	SECTOR 2		LAP TIME	MPH	DIFF	TIME OF DAY
1 -		22.006		1:15.489	57.60	22.025	17:26:06.743
2 -	32.603	22.031		54.634	79.59	1.170	17:27:01.377
3 -	32.099	22.081		54.180 (2)	80.26	0.716	17:27:55.557
4 -	32.058	21.406		53.464 (1)	81.33		17:28:49.021
5 -	32.091	22.257		54.348	80.01	0.884	17:29:43.369
6 -	32.683	21.684		54.367	79.98	0.903	17:30:37.736
7 -	32.709	21.538		54.247 (3)	80.16	0.783	17:31:31.983

BMCRC-MRO Championships 2025 - Rnd 1 @ Brands Hatch Indy

L&W BMCRC Rookie 600 & 1000

RACE 17 - SECTOR ANALYSIS



SECTOR 1 = FL to I1, SECTOR 2 = I1 to FL, DIFF = Difference To Personal Best Lap, P = Crossed Finish Line in Pit Lane, D = Time Disallowed

P6 13 600		Matthew BENTON		Honda CBR600RR - Air Engineering Group		
IDEAL LAP TIME : 52.818		BEST LAP TIME : 53.752		DIFFERENCE : 0.934		
LAP	SECTOR 1	SECTOR 2	LAP TIME	MPH	DIFF	TIME OF DAY
1 -		21.868	1:16.668	56.71	22.916	17:26:07.922
2 -	32.547	21.493	54.040	80.47	0.288	17:27:01.962
3 -	31.856	21.896	53.752 (1)	80.90		17:27:55.714
4 -	32.999	20.962	53.961	80.58	0.209	17:28:49.675
5 -	32.315	22.323	54.638	79.58	0.886	17:29:44.313
6 -	32.569	21.334	53.903 (3)	80.67	0.151	17:30:38.216
7 -	32.812	21.064	53.876 (2)	80.71	0.124	17:31:32.092

P7 110 600		Sean GOSLING		Yamaha R6 -		
IDEAL LAP TIME : 53.761		BEST LAP TIME : 53.985		DIFFERENCE : 0.224		
LAP	SECTOR 1	SECTOR 2	LAP TIME	MPH	DIFF	TIME OF DAY
1 -		21.909	1:15.806	57.36	21.821	17:26:07.060
2 -	32.244	22.194	54.438	79.88	0.453	17:27:01.498
3 -	32.158	21.827	53.985 (1)	80.55		17:27:55.483
4 -	32.094	21.895	53.989 (2)	80.54	0.004	17:28:49.472
5 -	32.295	22.410	54.705	79.49	0.720	17:29:44.177
6 -	32.374	21.899	54.273 (3)	80.12	0.288	17:30:38.450
7 -	32.853	21.667	54.520	79.76	0.535	17:31:32.970

P8 397 1000		Kevin CLINKSCALES		Suzuki GSXR 1000 -		
IDEAL LAP TIME : 55.971		BEST LAP TIME : 55.997		DIFFERENCE : 0.026		
LAP	SECTOR 1	SECTOR 2	LAP TIME	MPH	DIFF	TIME OF DAY
1 -		23.048	1:03.757	68.20	7.760	17:25:55.011
2 -	34.441	22.591	57.032	76.24	1.035	17:26:52.043
3 -	34.125	22.779	56.904	76.42	0.907	17:27:48.947
4 -	33.546	22.451	55.997 (1)	77.65		17:28:44.944
5 -	33.733	22.575	56.308 (3)	77.22	0.311	17:29:41.252
6 -	33.520	22.539	56.059 (2)	77.57	0.062	17:30:37.311
7 -	34.005	22.742	56.747	76.63	0.750	17:31:34.058

P9 60 600		Dean NEAL		Kawasaki ZX6R 636 - Acute Civil Engineering Ltd		
IDEAL LAP TIME : 53.576		BEST LAP TIME : 53.576		DIFFERENCE : 0.000		
LAP	SECTOR 1	SECTOR 2	LAP TIME	MPH	DIFF	TIME OF DAY
1 -		22.547	1:18.061	55.70	24.485	17:26:09.315
2 -	33.141	21.538	54.679 (3)	79.52	1.103	17:27:03.994
3 -	32.050	21.526	53.576 (1)	81.16		17:27:57.570
4 -	34.525	22.148	56.673	76.73	3.097	17:28:54.243
5 -	33.039	21.938	54.977	79.09	1.401	17:29:49.220
6 -	32.518	22.177	54.695	79.50	1.119	17:30:43.915
7 -	32.484	21.757	54.241 (2)	80.17	0.665	17:31:38.156

P10 916 600		Adam FREWIN		Yamaha R6 - Daniel Parker Motorsport mindset coach		
IDEAL LAP TIME : 53.823		BEST LAP TIME : 54.167		DIFFERENCE : 0.344		
LAP	SECTOR 1	SECTOR 2	LAP TIME	MPH	DIFF	TIME OF DAY
1 -		21.712	1:16.368	56.94	22.201	17:26:07.622
2 -	32.744	21.423	54.167 (1)	80.28		17:27:01.789
3 -	32.400	22.053	54.453 (2)	79.85	0.286	17:27:56.242
4 -	33.412	21.729	55.141 (3)	78.86	0.974	17:28:51.383
5 -	33.156	22.056	55.212	78.76	1.045	17:29:46.595
6 -	33.484	22.361	55.845	77.86	1.678	17:30:42.440
7 -	34.247	22.629	56.876	76.45	2.709	17:31:39.316

BMCRC-MRO Championships 2025 - Rnd 1 @ Brands Hatch Indy

L&W BMCRC Rookie 600 & 1000

RACE 17 - SECTOR ANALYSIS



SECTOR 1 = FL to I1, SECTOR 2 = I1 to FL, DIFF = Difference To Personal Best Lap, P = Crossed Finish Line in Pit Lane, D = Time Disallowed

P11 999 600 Jack ALLEN		Honda CBR600 RR -				
IDEAL LAP TIME : 54.120		BEST LAP TIME : 54.120		DIFFERENCE : 0.000		
LAP	SECTOR 1	SECTOR 2	LAP TIME	MPH	DIFF	TIME OF DAY
1 -		22.499	1:18.344	55.50	24.224	17:26:09.598
2 -	33.355	21.862	55.217	78.75	1.097	17:27:04.815
3 -	32.596	21.760	54.356 (2)	80.00	0.236	17:27:59.171
4 -	34.116	22.040	56.156	77.43	2.036	17:28:55.327
5 -	32.813	21.727	54.540 (3)	79.73	0.420	17:29:49.867
6 -	32.912	22.911	55.823	77.89	1.703	17:30:45.690
7 -	32.495	21.625	54.120 (1)	80.35		17:31:39.810

P12 163 1000 Riccardo BIGUZZI		Bmw S1000RR - Riccardo's Travel				
IDEAL LAP TIME : 56.599		BEST LAP TIME : 56.611		DIFFERENCE : 0.012		
LAP	SECTOR 1	SECTOR 2	LAP TIME	MPH	DIFF	TIME OF DAY
1 -		23.431	1:05.324	66.56	8.713	17:25:56.578
2 -	34.498	22.608	57.106 (3)	76.14	0.495	17:26:53.684
3 -	33.991	22.620	56.611 (1)	76.81		17:27:50.295
4 -	34.153	22.678	56.831 (2)	76.51	0.220	17:28:47.126
5 -	34.051	23.509	57.560	75.54	0.949	17:29:44.686
6 -	35.321	24.024	59.345	73.27	2.734	17:30:44.031
7 -	35.628	24.139	59.767	72.75	3.156	17:31:43.798

P13 175 1000 Arlindo PESTANA		Bmw S1000RR - Pep's racing				
IDEAL LAP TIME : 56.673		BEST LAP TIME : 56.753		DIFFERENCE : 0.080		
LAP	SECTOR 1	SECTOR 2	LAP TIME	MPH	DIFF	TIME OF DAY
1 -		23.317	1:05.795	66.09	9.042	17:25:57.049
2 -	34.332	23.005	57.337 (3)	75.84	0.584	17:26:54.386
3 -	34.276	22.477	56.753 (1)	76.62		17:27:51.139
4 -	34.196	22.876	57.072 (2)	76.19	0.319	17:28:48.211
5 -	35.652	23.203	58.855	73.88	2.102	17:29:47.066
6 -	34.911	23.790	58.701	74.08	1.948	17:30:45.767
7 -	35.281	23.416	58.697	74.08	1.944	17:31:44.464

P14 28 1000 Mark RUSSELL		Suzuki GSXR1000 - P&O Scaffolding				
IDEAL LAP TIME : 57.370		BEST LAP TIME : 57.654		DIFFERENCE : 0.284		
LAP	SECTOR 1	SECTOR 2	LAP TIME	MPH	DIFF	TIME OF DAY
1 -		23.753	1:06.630	65.26	8.976	17:25:57.884
2 -	35.002	22.680	57.682 (2)	75.38	0.028	17:26:55.566
3 -	35.542	22.972	58.514	74.31	0.860	17:27:54.080
4 -	36.710	23.383	1:00.093	72.36	2.439	17:28:54.173
5 -	35.268	22.642	57.910 (3)	75.09	0.256	17:29:52.083
6 -	34.728	22.926	57.654 (1)	75.42		17:30:49.737
7 -	35.618	23.023	58.641	74.15	0.987	17:31:48.378

P15 10 600 Anmar AL-SHAWI		Triumph 765 STREET TRIPLE RS -				
IDEAL LAP TIME : 55.306		BEST LAP TIME : 55.306		DIFFERENCE : 0.000		
LAP	SECTOR 1	SECTOR 2	LAP TIME	MPH	DIFF	TIME OF DAY
1 -		23.293	1:21.612	53.28	26.306	17:26:12.866
2 -	33.482	22.687	56.169	77.42	0.863	17:27:09.035
3 -	33.462	22.349	55.811 (3)	77.91	0.505	17:28:04.846
4 -	33.496	22.896	56.392	77.11	1.086	17:29:01.238
5 -	33.637	23.071	56.708	76.68	1.402	17:29:57.946
6 -	33.436	22.358	55.794 (2)	77.94	0.488	17:30:53.740
7 -	33.224	22.082	55.306 (1)	78.62		17:31:49.046

BMCRC-MRO Championships 2025 - Rnd 1 @ Brands Hatch Indy

L&W BMCRC Rookie 600 & 1000

RACE 17 - SECTOR ANALYSIS



SECTOR 1 = FL to I1, SECTOR 2 = I1 to FL, DIFF = Difference To Personal Best Lap, P = Crossed Finish Line in Pit Lane, D = Time Disallowed

P16 217 600		Martin SIGGINS		Triumph 765 -		
IDEAL LAP TIME : 56.019		BEST LAP TIME : 56.121		DIFFERENCE : 0.102		
LAP	SECTOR 1	SECTOR 2	LAP TIME	MPH	DIFF	TIME OF DAY
1 -		22.639	1:19.308	54.83	23.187	17:26:10.562
2 -	33.975	22.475	56.450 (2)	77.03	0.329	17:27:07.012
3 -	34.019	22.637	56.656 (3)	76.75	0.535	17:28:03.668
4 -	34.217	22.856	57.073	76.19	0.952	17:29:00.741
5 -	34.020	22.778	56.798	76.56	0.677	17:29:57.539
6 -	34.148	22.693	56.841	76.50	0.720	17:30:54.380
7 -	33.544	22.577	56.121 (1)	77.48		17:31:50.501

P17 86 600		Martyn JOHNS		Triumph DAYTONA - Stack Dynamics		
IDEAL LAP TIME : 55.578		BEST LAP TIME : 55.615		DIFFERENCE : 0.037		
LAP	SECTOR 1	SECTOR 2	LAP TIME	MPH	DIFF	TIME OF DAY
1 -		23.049	1:20.302	54.15	24.687	17:26:11.556
2 -	34.459	22.586	57.045	76.23	1.430	17:27:08.601
3 -	34.054	22.337	56.391 (2)	77.11	0.776	17:28:04.992
4 -	34.013	22.631	56.644	76.77	1.029	17:29:01.636
5 -	33.967	22.596	56.563 (3)	76.88	0.948	17:29:58.199
6 -	33.732	23.072	56.804	76.55	1.189	17:30:55.003
7 -	33.241	22.374	55.615 (1)	78.19		17:31:50.618

P18 379 600		Jack Crowley MASON		Triumph DAYTONA 675 R -		
IDEAL LAP TIME : 58.643		BEST LAP TIME : 58.688		DIFFERENCE : 0.045		
LAP	SECTOR 1	SECTOR 2	LAP TIME	MPH	DIFF	TIME OF DAY
1 -		23.906	1:21.912	53.08	23.224	17:26:13.166
2 -	36.015	23.728	59.743	72.78	1.055	17:27:12.909
3 -	35.587	23.101	58.688 (1)	74.09		17:28:11.597
4 -	36.195	23.440	59.635 (3)	72.92	0.947	17:29:11.232
5 -	35.542	23.461	59.003 (2)	73.70	0.315	17:30:10.235
6 -	35.998	23.739	59.737	72.79	1.049	17:31:09.972

P19 49 600		Thomas GALLAGHER		Yamaha YZF R6 - TG Cad Services Ltd		
IDEAL LAP TIME : 59.318		BEST LAP TIME : 59.404		DIFFERENCE : 0.086		
LAP	SECTOR 1	SECTOR 2	LAP TIME	MPH	DIFF	TIME OF DAY
1 -		24.079	1:24.266	51.60	24.862	17:26:15.520
2 -	36.058	23.351	59.409 (2)	73.19	0.005	17:27:14.929
3 -	35.967	23.437	59.404 (1)	73.20		17:28:14.333
4 -	36.967	23.801	1:00.768 (3)	71.56	1.364	17:29:15.101
5 -	38.135	24.543	1:02.678	69.38	3.274	17:30:17.779
6 -	37.464	24.261	1:01.725	70.45	2.321	17:31:19.504

P20 196 600		Joshua POPPLEWELL		Yamaha R6 - Frame-Tech SE Ltd		
IDEAL LAP TIME : 59.647		BEST LAP TIME : 1:00.270		DIFFERENCE : 0.623		
LAP	SECTOR 1	SECTOR 2	LAP TIME	MPH	DIFF	TIME OF DAY
1 -		24.092	1:25.122	51.08	24.852	17:26:16.376
2 -	37.509	23.711	1:01.220	71.03	0.950	17:27:17.596
3 -	36.481	23.789	1:00.270 (1)	72.15		17:28:17.866
4 -	37.220	23.760	1:00.980 (3)	71.31	0.710	17:29:18.846
5 -	36.462	23.892	1:00.354 (2)	72.05	0.084	17:30:19.200
6 -	37.858	23.185	1:01.043	71.23	0.773	17:31:20.243

BMCRC-MRO Championships 2025 - Rnd 1 @ Brands Hatch Indy

L&W BMCRC Rookie 600 & 1000

RACE 17 - SECTOR ANALYSIS



SECTOR 1 = FL to I1, SECTOR 2 = I1 to FL, DIFF = Difference To Personal Best Lap, P = Crossed Finish Line in Pit Lane, D = Time Disallowed

P21 76 600 Paul BOXALL		Suzuki GSXR 600 - WG Tyres				
IDEAL LAP TIME : 1:00.039		BEST LAP TIME : 1:00.406		DIFFERENCE : 0.367		
LAP	SECTOR 1	SECTOR 2	LAP TIME	MPH	DIFF	TIME OF DAY
1 -		24.271	1:24.635	51.38	24.229	17:26:15.889
2 -	37.213	23.461	1:00.674 (2)	71.67	0.268	17:27:16.563
3 -	37.346	23.662	1:01.008 (3)	71.27	0.602	17:28:17.571
4 -	37.305	23.779	1:01.084	71.19	0.678	17:29:18.655
5 -	36.593	23.813	1:00.406 (1)	71.98		17:30:19.061
6 -	37.810	23.446	1:01.256	70.99	0.850	17:31:20.317

P22 414 600 William CRITCHELL		Suzuki GSXR 600 - No name sponsor yet				
IDEAL LAP TIME : 1:00.582		BEST LAP TIME : 1:01.006		DIFFERENCE : 0.424		
LAP	SECTOR 1	SECTOR 2	LAP TIME	MPH	DIFF	TIME OF DAY
1 -		25.534	1:24.678	51.35	23.672	17:26:15.932
2 -	37.605	24.142	1:01.747 (3)	70.42	0.741	17:27:17.679
3 -	37.180	24.846	1:02.026	70.10	1.020	17:28:19.705
4 -	38.420	24.782	1:03.202	68.80	2.196	17:29:22.907
5 -	36.921	24.085	1:01.006 (1)	71.28		17:30:23.913
6 -	36.497	24.685	1:01.182 (2)	71.07	0.176	17:31:25.095

P23 31 1000 Jordan GREY		Yamaha R1 -				
IDEAL LAP TIME : 58.250		BEST LAP TIME : 58.692		DIFFERENCE : 0.442		
LAP	SECTOR 1	SECTOR 2	LAP TIME	MPH	DIFF	TIME OF DAY
1 -		23.302	1:05.562	66.32	6.870	17:25:56.816
2 -	35.464	23.954	59.418 (2)	73.18	0.726	17:26:56.234
3 -	35.906	22.786	58.692 (1)	74.09		17:27:54.926

BMCRC-MRO Championships 2025 - Rnd 1 @ Brands Hatch Indy

L&W BMCRC Rookie 600 & 1000

RACE 17 - BEST SECTORS

POS	SECTOR 1		SECTOR 2		IDEAL / BEST COMPARISON						
	NO	TIME	NO	TIME	POS	NO	NAME	IDEAL	BEST	DIFF	
								PERFECT LAP	52.582		
1	105	31.780	145	20.802	1	145	FOREMAN	52.764	52.764	0.000	
2	13	31.856	13	20.962	2	13	BENTON	52.818	53.752	0.934	
3	95	31.920	95	21.078	3	105	JONES	52.945	52.998	0.053	
4	145	31.962	105	21.165	4	95	DRISCOLL	52.998	53.475	0.477	
5	60	32.050	26	21.406	5	26	PRESTON	53.464	53.464	0.000	
6	26	32.058	916	21.423	6	60	NEAL	53.576	53.576	0.000	
7	110	32.094	60	21.526	7	110	GOSLING	53.761	53.985	0.224	
8	916	32.400	830	21.557	8	916	FREWIN	53.823	54.167	0.344	
9	999	32.495	999	21.625	9	999	ALLEN	54.120	54.120	0.000	
10	830	33.200	110	21.667	10	830	HOLT	54.757	55.043	0.286	
11	10	33.224	10	22.082	11	10	AL-SHAWI	55.306	55.306	0.000	
12	86	33.241	86	22.337	12	86	JOHNS	55.578	55.615	0.037	
13	397	33.520	397	22.451	13	397	CLINKSCALES	55.971	55.997	0.026	
14	217	33.544	217	22.475	14	217	SIGGINS	56.019	56.121	0.102	
15	163	33.991	175	22.477	15	163	BIGUZZI	56.599	56.611	0.012	
16	175	34.196	163	22.608	16	175	PESTANA	56.673	56.753	0.080	
17	28	34.728	28	22.642	17	28	RUSSELL	57.370	57.654	0.284	
18	31	35.464	31	22.786	18	31	GREY	58.250	58.692	0.442	
19	379	35.542	379	23.101	19	379	MASON	58.643	58.688	0.045	
20	49	35.967	196	23.185	20	49	GALLAGHER	59.318	59.404	0.086	
21	196	36.462	49	23.351	21	196	POPPELWELL	59.647	1:00.270	0.623	
22	414	36.497	76	23.446	22	76	BOXALL	1:00.039	1:00.406	0.367	
23	76	36.593	414	24.085	23	414	CRITCHELL	1:00.582	1:01.006	0.424	

BMCRC-MRO Championships 2025 - Rnd 1 @ Brands Hatch Indy

L&W BMCRC Rookie 600 & 1000

RACE 17 - STATISTICS

Competitors Started 23
Planned Start 2025-03-15 @ 17:20:00.000
Actual Start 2025-03-15 @ 17:24:51.253
Finish Time 2025-03-15 @ 17:31:09.971
Track Length 1.2079mi.
Total Laps 152
Total Distance Covered 183.6077mi.

Session Fastest Lap History

NO	CL	NAME	LAP TIME	TIME OF DAY	LAP	VEHICLE
105	1000	Tommy JONES	54.162	17:26:46.736	2	Kawasaki ZX10R
13	600	Matthew BENTON	54.040	17:27:01.965	2	Honda CBR600RR
105	1000	Tommy JONES	52.998	17:27:39.735	3	Kawasaki ZX10R
145	1000	Luke FOREMAN	52.764	17:31:14.327	7	Suzuki GSXR 1000

Session Leader History

NO	CL	NAME	FROM LAP	LAPS LED	DISTANCE	VEHICLE
145	1000	Luke FOREMAN	1	1	1.20 miles	Suzuki GSXR 1000
105	1000	Tommy JONES	2	5	6.03 miles	Kawasaki ZX10R
145	1000	Luke FOREMAN	7	1	1.20 miles	Suzuki GSXR 1000

Flag History

TYPE	TIME OF DAY
GREEN	17:24:51.253
FINISH	17:31:09.971

Flag Statistics

TYPE	COUNT	TOTAL LAPS	TOTAL TIME
Green	1	7	8:10.838
Red	0	0	0.000
Safety Car	0	0	0.000
FCY	0	0	0.000

BMCRC-MRO Championships 2025 - Rnd 1 @ Brands Hatch Indy

L&W BMCRC Rookie 600 & 1000

RACE 17 - STATISTICS

CLASS : 1000

9 Starters

Fastest Lap History

NO	NAME	LAP TIME	TIME OF DAY	LAP	VEHICLE
105	Tommy JONES	54.162	17:26:46.736	2	Kawasaki ZX10R
105	Tommy JONES	52.998	17:27:39.735	3	Kawasaki ZX10R
145	Luke FOREMAN	52.764	17:31:14.327	7	Suzuki GSXR 1000

Leader History

NO	NAME	FROM LAP	LAPS LED	DISTANCE	VEHICLE
145	Luke FOREMAN	1	1	1.20 miles	Suzuki GSXR 1000
105	Tommy JONES	2	5	6.03 miles	Kawasaki ZX10R
145	Luke FOREMAN	7	1	1.20 miles	Suzuki GSXR 1000

BMCRC-MRO Championships 2025 - Rnd 1 @ Brands Hatch Indy

L&W BMCRC Rookie 600 & 1000

RACE 17 - STATISTICS

CLASS : 600

14 Starters

Fastest Lap History

NO	NAME	LAP TIME	TIME OF DAY	LAP	VEHICLE
26	Daniel PRESTON	54.634	17:27:01.398	2	Triumph 675R
110	Sean GOSLING	54.438	17:27:01.523	2	Yamaha R6
916	Adam FREWIN	54.167	17:27:01.813	2	Yamaha R6
13	Matthew BENTON	54.040	17:27:01.965	2	Honda CBR600RR
110	Sean GOSLING	53.985	17:27:55.509	3	Yamaha R6
13	Matthew BENTON	53.752	17:27:55.718	3	Honda CBR600RR
60	Dean NEAL	53.576	17:27:57.594	3	Kawasaki ZX6R 636
26	Daniel PRESTON	53.464	17:28:49.042	4	Triumph 675R

Leader History

NO	NAME	FROM LAP	LAPS LED	DISTANCE	VEHICLE
26	Daniel PRESTON	1	2	2.41 miles	Triumph 675R
110	Sean GOSLING	3	1	1.20 miles	Yamaha R6
26	Daniel PRESTON	4	4	4.83 miles	Triumph 675R

BMCRC-MRO Championships 2025 - Rnd 1 @ Brands Hatch Indy


L&W BMCRC Rookie 600 & 1000

RACE 7 - GRID (12 Laps)

ROW 11	1		1		31	343 David BROWN
ROW 10	30	59 Michael WELLINGTON	29	414 William CRITCHELL	28	76 Paul BOXALL
ROW 9		1:00.270	27	196 Joshua POPPLEWELL	26	49 Thomas GALLAGHER
					25	379 Jack Crowley MASON
ROW 8	24	217 Martin SIGGINS	23	86 Martyn JOHNS	22	10 Anmar AL-SHAWI
ROW 7		54.167	21	916 Adam FREWIN	20	999 Jack ALLEN
					19	110 Sean GOSLING
ROW 6	18	13 Matthew BENTON	17	60 Dean NEAL	16	26 Daniel PRESTON
ROW 5			15		14	
					13	
ROW 4	12		11	55 Mindaugas STORPIRSTIS	10	17 David MARCH
ROW 3		58.692	9	31 Jordan GREY	8	28 Mark RUSSELL
					7	175 Arlindo PESTANA
ROW 2	6	163 Riccardo BIGUZZI	5	397 Kevin CLINKSCALES	4	830 Daniel HOLT
ROW 1		53.475	3	95 Jack DRISCOLL	2	105 Tommy JONES
					1	145 Luke FOREMAN
						Pole

These results are provisional until the conclusion of any judicial and technical matters.

Brands Hatch Indy: 1.2079 miles

Clerk Of Course:	Timekeeper:	<i>Craig Smith</i>	
------------------	-------------	--------------------	---

Results can be found at www.tsl-timing.com

Printed - 17:37 Saturday, 15 March 2025



BMCRC-MRO Championships 2025 - Rnd 1 @ Brands Hatch Indy

L&W BMCRC Rookie 600 & 1000

RACE 7 - CLASSIFICATION

Race Distance: 6 Laps / 7.24 miles



POS	NO	CL	PIC	NAME	ENTRY	LAPS	TIME	GAP	DIFF	MPH	BEST	ON	GRD	↑↓
1	55	1000	1	Mindaugas STORPIRSTIS	Honda CBR1000RR - ANR Tyres	6	5:17.600			82.15	51.320	6	11	10
2	105	1000	2	Tommy JONES	Kawasaki ZX10R -	6	5:17.741	0.141	0.141	82.11	51.281	6	2	0
3	95	1000	3	Jack DRISCOLL	Kawasaki ZX10R -	6	5:24.765	7.165	7.024	80.33	52.155	4	3	0
4	830	1000	4	Daniel HOLT	Aprilia RSV4 1100 FACTORY - Set builds southern ltd	6	5:27.813	10.213	3.048	79.59	52.766	6	4	0
5	145	1000	5	Luke FOREMAN	Suzuki GSXR 1000 -	6	5:29.067	11.467	1.254	79.28	53.037	6	1	-4
6	163	1000	6	Riccardo BIGUZZI	Bmw S1000RR - Riccardo's Travel	6	5:40.799	23.199	11.732	76.55	55.460	3	6	0
7	397	1000	7	Kevin CLINKSCALES	Suzuki GSXR 1000 -	6	5:41.061	23.461	0.262	76.50	55.284	3	5	-2
8	175	1000	8	Arlindo PESTANA	Bmw S1000RR - Pep's racing	6	5:41.448	23.848	0.387	76.41	55.323	5	7	-1
9	17	1000	9	David MARCH	Suzuki GSXR1000 -	6	5:53.281	35.681	11.833	73.85	55.481	6	10	1
10	110	600	1	Sean GOSLING	Yamaha R6 -	6	5:53.393	35.793	0.112	73.83	53.440	5	15	5
11	26	600	2	Daniel PRESTON	Triumph 675R -	6	5:53.555	35.955	0.162	73.79	53.210	4	12	1
12	60	600	3	Dean NEAL	Kawasaki ZX6R 636 - Acute Civil Engineering Ltd	6	5:56.097	38.497	2.542	73.27	53.318	5	13	1
13	10	600	4	Anmar AL-SHAWI	Triumph 765 STREET TRIPLE RS -	6	5:56.869	39.269	0.772	73.11	53.175	5	18	5
14	916	600	5	Adam FREWIN	Yamaha R6 - Daniel Parker Motorsport mindset coach	6	5:57.107	39.507	0.238	73.06	52.820	5	17	3
15	86	600	6	Martyn JOHNS	Triumph DAYTONA - Stack Dynamics	6	6:02.607	45.007	5.500	71.95	54.674	3	19	4
16	217	600	7	Martin SIGGINS	Triumph 765 -	5	5:13.199	1 Lap	1 Lap	69.42	55.577	4	20	4
17	379	600	8	Jack Crowley MASON	Triumph DAYTONA 675 R -	5	5:14.151	1 Lap	0.952	69.21	56.303	3	21	4
18	196	600	9	Joshua POPPLEWELL	Yamaha R6 - Frame-Tech SE Ltd	5	5:20.299	1 Lap	6.148	67.88	56.608	5	23	5
19	49	600	10	Thomas GALLAGHER	Yamaha YZF R6 - TG Cad Services Ltd	5	5:28.578	1 Lap	8.279	66.17	58.323	4	22	3
20	76	600	11	Paul BOXALL	Suzuki GSXR 600 - WG Tyres	5	5:35.205	1 Lap	6.627	64.86	1:00.059	5	24	4

NOT CLASSIFIED

DNF	13	600		Matthew BENTON	Honda CBR600RR - Air Engineering Group	5	5:00.157	1 Lap		72.43	53.290	4	14	
DNF	414	600		William CRITCHELL	Suzuki GSXR 600 - No name sponsor yet	4	4:27.353	2 Laps	1 Lap	65.06	57.312	3	25	
DNF	999	600		Jack ALLEN	Honda CBR600 RR -	3	3:14.856	3 Laps	1 Lap	66.95	54.517	2	16	
DNF	59	600		Michael WELLINGTON	Triumph STREET TRIPLE 765RS - CockRocket Racing	0							26	

FASTEST LAP

105	1000			Tommy JONES	Kawasaki ZX10R -	6	51.281			84.79 mph			136.47 kph	
916	600			Adam FREWIN	Yamaha R6 - Daniel Parker Motorsport mindset coach	5	52.820			82.32 mph			132.49 kph	

Class 1000 - 92.5% of Race Speed = 75.98 mph
 Class 600 - 92.5% of Race Speed = 68.29 mph

Red Flag (end of session): 12:23

Weather / Track : Cloudy / Dry

These results are provisional until the conclusion of any judicial and technical matters.

Date: 16/03/2025 Start: 12:17 Finish: 12:23

Brands Hatch Indy: 1.2079 miles

Clerk Of Course:

Timekeeper:

Craig Smith



Results can be found at www.tsl-timing.com

Printed - 12:34 Sunday, 16 March 2025



BMCRC-MRO Championships 2025 - Rnd 1 @ Brands Hatch Indy

L&W BMCRC Rookie 600 & 1000

RACE 7 - LAP CHART

LAP 1 @ 12:18:46.144

NO	BEHIND	LAP TIME
55		58.592
105	1.015	59.607
145	1.235	59.827
95	1.329	59.921
830	2.015	1:00.607
163	3.242	1:01.834
397	3.942	1:02.534
175	4.190	1:02.782
17	14.466	1:13.058
26	26.214	1:24.806
999	26.762	1:25.354
13	26.890	1:25.482
110	26.978	1:25.570
916	27.184	1:25.776
60	27.604	1:26.196
86	28.146	1:26.738
10	28.445	1:27.037
379	29.793	1:28.385
217	30.013	1:28.605
196	31.731	1:30.323
414	32.134	1:30.726
76	34.177	1:32.769
49	35.347	1:33.939

LAP 2 @ 12:19:37.926

NO	BEHIND	LAP TIME
55		51.782
105	1.138	51.905
95	3.653	54.106
145	3.717	54.264
830	4.080	53.847
163	7.033	55.573
397	7.848	55.688
175	8.194	55.786
17	19.192	56.508
26	28.683	54.251
110	28.777	53.581
13	28.839	53.731
999	29.497	54.517
916	29.715	54.313
60	30.001	54.179
10	30.198	53.535
86	31.645	55.281
379	34.462	56.451
217	34.805	56.574
196	38.023	58.074
414	39.861	59.509
49	42.176	58.611
76	43.334	1:00.939

LAP 3 @ 12:20:30.194

NO	BEHIND	LAP TIME
55		52.268
105	0.268	51.398
95	4.543	53.158
145	5.342	53.893
830	5.532	53.720
163	10.225	55.460
397	10.864	55.284
175	11.658	55.732
17	23.233	56.309
110	30.319	53.810

Weather / Track : Cloudy / Dry

Results can be found at www.tsl-timing.com

26	30.556	54.141
13	30.747	54.176
916	30.839	53.392
60	31.775	54.042
999	32.214	54.985
10	32.291	54.361
86	34.051	54.674
379	38.497	56.303
217	38.927	56.390
196	43.011	57.256
414	44.905	57.312
49	49.047	59.139

LAP 4 @ 12:21:21.712

NO	BEHIND	LAP TIME
55		51.518
105	0.302	51.552
76	1 Lap	1:00.857
95	5.180	52.155
830	7.869	53.855
145	8.625	54.801
163	14.739	56.032
397	14.943	55.597
175	15.652	55.512
17	27.467	55.752
26	32.248	53.210
110	32.336	53.535
13	32.519	53.290
916	33.343	54.022
60	33.629	53.372
10	34.110	53.337
86	37.540	55.007
217	42.986	55.577
379	43.653	56.674
196	49.531	58.038

LAP 5 @ 12:22:13.832

NO	BEHIND	LAP TIME
55		52.120
105	0.180	51.998
414	1 Lap	59.806
49	1 Lap	58.323
95	5.618	52.558
830	8.767	53.018
76	1 Lap	1:00.581
145	9.750	53.245
163	18.116	55.497
397	18.367	55.544
175	18.855	55.323
17	31.520	56.173
26	33.532	53.404
110	33.656	53.440
13	33.877	53.478
916	34.043	52.820
60	34.827	53.318
10	35.165	53.175
86	40.233	54.813
217	46.919	56.053
379	47.871	56.338

LAP 6 @ 12:23:05.152

NO	BEHIND	LAP TIME
55		51.320
105	0.141	51.281

196	1 Lap	56.608
95	7.165	52.867
830	10.213	52.766
49	1 Lap	58.566
145	11.467	53.037
76	1 Lap	1:00.059
163	23.199	56.403
397	23.461	56.414
175	23.848	56.313
17	35.681	55.481
110	35.793	53.457
26	35.955	53.743
60	38.497	54.990
10	39.269	55.424
916	39.507	56.784
86	45.007	56.094

Brands Hatch Indy: 1.2079 miles
Date: 16/03/2025 Start: 12:17 Finish: 12:23

Printed - 12:34 Sunday, 16 March 2025

BMCR-CMRO Championships 2025 - Rnd 1 @ Brands Hatch Indy

L&W BMCR Rookie 600 & 1000

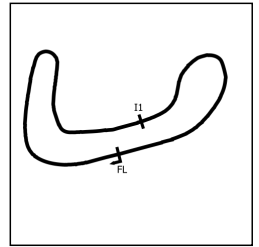
RACE 7 - POSITION CHART

No	Name	Lap						
		Pos	1	2	3	4	5	6
145	FOREMAN	1	55	55	55	55	55	55
105	JONES	2	105	105	105	105	105	105
95	DRISCOLL	3	145	95	95	95	95	95
830	HOLT	4	95	145	145	830	830	830
397	CLINKSCALES	5	830	830	830	145	145	145
163	BIGUZZI	6	163	163	163	163	163	163
175	PESTANA	7	397	397	397	397	397	397
17	MARCH	8	175	175	175	175	175	175
55	STORPIRSTIS	9	17	17	17	17	17	17
26	PRESTON	10	26	26	110	26	26	110
60	NEAL	11	999	110	26	110	110	26
13	BENTON	12	13	13	13	13	13	60
110	GOSLING	13	110	999	916	916	916	10
999	ALLEN	14	916	916	60	60	60	916
916	FREWIN	15	60	60	999	10	10	86
10	AL-SHAWI	16	86	10	10	86	86	
86	JOHNS	17	10	86	86	217	217	
217	SIGGINS	18	379	379	379	379	379	
379	MASON	19	217	217	217	196	196	
49	GALLAGHER	20	196	196	196	414	49	
196	POPPLEWELL	21	414	414	414	49	76	
76	BOXALL	22	76	49	49	76		
414	CRITCHELL	23	49	76	76			
59	WELLINGTON	24						

BMCRC-MRO Championships 2025 - Rnd 1 @ Brands Hatch Indy

L&W BMCRC Rookie 600 & 1000

RACE 7 - SECTOR ANALYSIS



SECTOR 1 = FL to I1, SECTOR 2 = I1 to FL, DIFF = Difference To Personal Best Lap, P = Crossed Finish Line in Pit Lane, D = Time Disallowed

P1 55 1000 Mindaugas STORPIRSTIS		Honda CBR1000RR - ANR Tyres				
IDEAL LAP TIME : 51.033		BEST LAP TIME : 51.320		DIFFERENCE : 0.287		
LAP	SECTOR 1	SECTOR 2	LAP TIME	MPH	DIFF	TIME OF DAY
1 -		20.714	58.592	74.21	7.272	12:18:46.144
2 -	31.171	20.611	51.782 (3)	83.97	0.462	12:19:37.926
3 -	31.798	20.470	52.268	83.19	0.948	12:20:30.194
4 -	30.991	20.527	51.518 (2)	84.40	0.198	12:21:21.712
5 -	31.720	20.400	52.120	83.43	0.800	12:22:13.832
6 -	31.278	20.042	51.320 (1)	84.73		12:23:05.152

P2 105 1000 Tommy JONES		Kawasaki ZX10R -				
IDEAL LAP TIME : 51.099		BEST LAP TIME : 51.281		DIFFERENCE : 0.182		
LAP	SECTOR 1	SECTOR 2	LAP TIME	MPH	DIFF	TIME OF DAY
1 -		21.006	59.607	72.95	8.326	12:18:47.159
2 -	31.358	20.547	51.905	83.78	0.624	12:19:39.064
3 -	30.907	20.491	51.398 (2)	84.60	0.117	12:20:30.462
4 -	31.211	20.341	51.552 (3)	84.35	0.271	12:21:22.014
5 -	31.729	20.269	51.998	83.63	0.717	12:22:14.012
6 -	30.830	20.451	51.281 (1)	84.79		12:23:05.293

P3 95 1000 Jack DRISCOLL		Kawasaki ZX10R -				
IDEAL LAP TIME : 52.155		BEST LAP TIME : 52.155		DIFFERENCE : 0.000		
LAP	SECTOR 1	SECTOR 2	LAP TIME	MPH	DIFF	TIME OF DAY
1 -		21.429	59.921	72.57	7.766	12:18:47.473
2 -	32.640	21.466	54.106	80.37	1.951	12:19:41.579
3 -	32.220	20.938	53.158	81.80	1.003	12:20:34.737
4 -	31.560	20.595	52.155 (1)	83.37		12:21:26.892
5 -	31.584	20.974	52.558 (2)	82.73	0.403	12:22:19.450
6 -	31.989	20.878	52.867 (3)	82.25	0.712	12:23:12.317

P4 830 1000 Daniel HOLT		Aprilia RSV4 1100 FACTORY - Set builds southern ltd				
IDEAL LAP TIME : 52.766		BEST LAP TIME : 52.766		DIFFERENCE : 0.000		
LAP	SECTOR 1	SECTOR 2	LAP TIME	MPH	DIFF	TIME OF DAY
1 -		21.617	1:00.607	71.74	7.841	12:18:48.159
2 -	32.421	21.426	53.847	80.75	1.081	12:19:42.006
3 -	32.747	20.973	53.720 (3)	80.94	0.954	12:20:35.726
4 -	32.940	20.915	53.855	80.74	1.089	12:21:29.581
5 -	32.042	20.976	53.018 (2)	82.02	0.252	12:22:22.599
6 -	31.873	20.893	52.766 (1)	82.41		12:23:15.365

P5 145 1000 Luke FOREMAN		Suzuki GSXR 1000 -				
IDEAL LAP TIME : 53.037		BEST LAP TIME : 53.037		DIFFERENCE : 0.000		
LAP	SECTOR 1	SECTOR 2	LAP TIME	MPH	DIFF	TIME OF DAY
1 -		21.604	59.827	72.68	6.790	12:18:47.379
2 -	32.676	21.588	54.264	80.13	1.227	12:19:41.643
3 -	32.497	21.396	53.893 (3)	80.68	0.856	12:20:35.536
4 -	33.179	21.622	54.801	79.35	1.764	12:21:30.337
5 -	31.974	21.271	53.245 (2)	81.67	0.208	12:22:23.582
6 -	31.956	21.081	53.037 (1)	81.99		12:23:16.619

P6 163 1000 Riccardo BIGUZZI		Bmw S1000RR - Riccardo's Travel				
IDEAL LAP TIME : 55.267		BEST LAP TIME : 55.460		DIFFERENCE : 0.193		
LAP	SECTOR 1	SECTOR 2	LAP TIME	MPH	DIFF	TIME OF DAY
1 -		22.110	1:01.834	70.32	6.374	12:18:49.386
2 -	33.368	22.205	55.573 (3)	78.25	0.113	12:19:44.959
3 -	33.242	22.218	55.460 (1)	78.40		12:20:40.419
4 -	33.685	22.347	56.032	77.60	0.572	12:21:36.451
5 -	33.157	22.340	55.497 (2)	78.35	0.037	12:22:31.948
6 -	34.028	22.375	56.403	77.09	0.943	12:23:28.351

BMCRC-MRO Championships 2025 - Rnd 1 @ Brands Hatch Indy

L&W BMCRC Rookie 600 & 1000

RACE 7 - SECTOR ANALYSIS



SECTOR 1 = FL to I1, SECTOR 2 = I1 to FL, DIFF = Difference To Personal Best Lap, P = Crossed Finish Line in Pit Lane, D = Time Disallowed

P7 397 1000 Kevin CLINKSCALES		Suzuki GSXR 1000 -				
IDEAL LAP TIME : 55.198		BEST LAP TIME : 55.284				
		DIFFERENCE : 0.086				
LAP	SECTOR 1	SECTOR 2	LAP TIME	MPH	DIFF	TIME OF DAY
1 -		22.551	1:02.534	69.53	7.250	12:18:50.086
2 -	33.582	22.106	55.688	78.08	0.404	12:19:45.774
3 -	33.114	22.170	55.284 (1)	78.65		12:20:41.058
4 -	33.370	22.227	55.597 (3)	78.21	0.313	12:21:36.655
5 -	33.460	22.084	55.544 (2)	78.29	0.260	12:22:32.199
6 -	34.002	22.412	56.414	77.08	1.130	12:23:28.613

P8 175 1000 Arlindo PESTANA		Bmw S1000RR - Pep's racing				
IDEAL LAP TIME : 55.123		BEST LAP TIME : 55.323				
		DIFFERENCE : 0.200				
LAP	SECTOR 1	SECTOR 2	LAP TIME	MPH	DIFF	TIME OF DAY
1 -		22.548	1:02.782	69.26	7.459	12:18:50.334
2 -	33.638	22.148	55.786	77.95	0.463	12:19:46.120
3 -	33.231	22.501	55.732 (3)	78.02	0.409	12:20:41.852
4 -	33.085	22.427	55.512 (2)	78.33	0.189	12:21:37.364
5 -	33.285	22.038	55.323 (1)	78.60		12:22:32.687
6 -	33.878	22.435	56.313	77.22	0.990	12:23:29.000

P9 17 1000 David MARCH		Suzuki GSXR1000 -				
IDEAL LAP TIME : 55.332		BEST LAP TIME : 55.481				
		DIFFERENCE : 0.149				
LAP	SECTOR 1	SECTOR 2	LAP TIME	MPH	DIFF	TIME OF DAY
1 -		22.159	1:13.058	59.52	17.577	12:19:00.610
2 -	33.804	22.704	56.508	76.95	1.027	12:19:57.118
3 -	34.175	22.134	56.309	77.22	0.828	12:20:53.427
4 -	33.425	22.327	55.752 (2)	77.99	0.271	12:21:49.179
5 -	33.539	22.634	56.173 (3)	77.41	0.692	12:22:45.352
6 -	33.198	22.283	55.481 (1)	78.38		12:23:40.833

P10 110 600 Sean GOSLING		Yamaha R6 -				
IDEAL LAP TIME : 52.966		BEST LAP TIME : 53.440				
		DIFFERENCE : 0.474				
LAP	SECTOR 1	SECTOR 2	LAP TIME	MPH	DIFF	TIME OF DAY
1 -		21.825	1:25.570	50.81	32.130	12:19:13.122
2 -	31.835	21.746	53.581	81.15	0.141	12:20:06.703
3 -	32.450	21.360	53.810	80.81	0.370	12:21:00.513
4 -	32.047	21.488	53.535 (3)	81.22	0.095	12:21:54.048
5 -	31.838	21.602	53.440 (1)	81.37		12:22:47.488
6 -	31.606	21.851	53.457 (2)	81.34	0.017	12:23:40.945

P11 26 600 Daniel PRESTON		Triumph 675R -				
IDEAL LAP TIME : 53.035		BEST LAP TIME : 53.210				
		DIFFERENCE : 0.175				
LAP	SECTOR 1	SECTOR 2	LAP TIME	MPH	DIFF	TIME OF DAY
1 -		21.808	1:24.806	51.27	31.596	12:19:12.358
2 -	32.423	21.828	54.251	80.15	1.041	12:20:06.609
3 -	32.703	21.438	54.141	80.31	0.931	12:21:00.750
4 -	31.597	21.613	53.210 (1)	81.72		12:21:53.960
5 -	31.825	21.579	53.404 (2)	81.42	0.194	12:22:47.364
6 -	31.733	22.010	53.743 (3)	80.91	0.533	12:23:41.107

P12 60 600 Dean NEAL		Kawasaki ZX6R 636 - Acute Civil Engineering Ltd				
IDEAL LAP TIME : 53.305		BEST LAP TIME : 53.318				
		DIFFERENCE : 0.013				
LAP	SECTOR 1	SECTOR 2	LAP TIME	MPH	DIFF	TIME OF DAY
1 -		21.796	1:26.196	50.44	32.878	12:19:13.748
2 -	32.605	21.574	54.179	80.26	0.861	12:20:07.927
3 -	32.432	21.610	54.042 (3)	80.46	0.724	12:21:01.969
4 -	32.038	21.334	53.372 (2)	81.47	0.054	12:21:55.341
5 -	32.051	21.267	53.318 (1)	81.55		12:22:48.659
6 -	33.360	21.630	54.990	79.07	1.672	12:23:43.649

BMCRC-MRO Championships 2025 - Rnd 1 @ Brands Hatch Indy

L&W BMCRC Rookie 600 & 1000

RACE 7 - SECTOR ANALYSIS



SECTOR 1 = FL to I1, SECTOR 2 = I1 to FL, DIFF = Difference To Personal Best Lap, P = Crossed Finish Line in Pit Lane, D = Time Disallowed

P13 10 600 Anmar AL-SHAWI			Triumph 765 STREET TRIPLE RS -			
IDEAL LAP TIME : 53.054		BEST LAP TIME : 53.175	DIFFERENCE : 0.121			
LAP	SECTOR 1	SECTOR 2	LAP TIME	MPH	DIFF	TIME OF DAY
1 -		21.967	1:27.037	49.96	33.862	12:19:14.589
2 -	32.251	21.284	53.535 (3)	81.22	0.360	12:20:08.124
3 -	32.662	21.699	54.361	79.99	1.186	12:21:02.485
4 -	31.956	21.381	53.337 (2)	81.53	0.162	12:21:55.822
5 -	31.770	21.405	53.175 (1)	81.77		12:22:48.997
6 -	33.624	21.800	55.424	78.46	2.249	12:23:44.421

P14 916 600 Adam FREWIN			Yamaha R6 - Daniel Parker Motorsport mindset coach			
IDEAL LAP TIME : 52.802		BEST LAP TIME : 52.820	DIFFERENCE : 0.018			
LAP	SECTOR 1	SECTOR 2	LAP TIME	MPH	DIFF	TIME OF DAY
1 -		21.542	1:25.776	50.69	32.956	12:19:13.328
2 -	32.740	21.573	54.313	80.06	1.493	12:20:07.641
3 -	32.030	21.362	53.392 (2)	81.44	0.572	12:21:01.033
4 -	32.691	21.331	54.022 (3)	80.49	1.202	12:21:55.055
5 -	31.471	21.349	52.820 (1)	82.32		12:22:47.875
6 -	34.810	21.974	56.784	76.58	3.964	12:23:44.659

P15 86 600 Martyn JOHNS			Triumph DAYTONA - Stack Dynamics			
IDEAL LAP TIME : 54.632		BEST LAP TIME : 54.674	DIFFERENCE : 0.042			
LAP	SECTOR 1	SECTOR 2	LAP TIME	MPH	DIFF	TIME OF DAY
1 -		21.910	1:26.738	50.13	32.064	12:19:14.290
2 -	33.414	21.867	55.281	78.66	0.607	12:20:09.571
3 -	32.863	21.811	54.674 (1)	79.53		12:21:04.245
4 -	32.941	22.066	55.007 (3)	79.05	0.333	12:21:59.252
5 -	32.821	21.992	54.813 (2)	79.33	0.139	12:22:54.065
6 -	33.502	22.592	56.094	77.52	1.420	12:23:50.159

P16 217 600 Martin SIGGINS			Triumph 765 -			
IDEAL LAP TIME : 55.577		BEST LAP TIME : 55.577	DIFFERENCE : 0.000			
LAP	SECTOR 1	SECTOR 2	LAP TIME	MPH	DIFF	TIME OF DAY
1 -		22.620	1:28.605	49.07	33.028	12:19:16.157
2 -	34.248	22.326	56.574	76.86	0.997	12:20:12.731
3 -	33.758	22.632	56.390 (3)	77.11	0.813	12:21:09.121
4 -	33.319	22.258	55.577 (1)	78.24		12:22:04.698
5 -	33.618	22.435	56.053 (2)	77.58	0.476	12:23:00.751

P17 379 600 Jack Crowley MASON			Triumph DAYTONA 675 R -			
IDEAL LAP TIME : 56.148		BEST LAP TIME : 56.303	DIFFERENCE : 0.155			
LAP	SECTOR 1	SECTOR 2	LAP TIME	MPH	DIFF	TIME OF DAY
1 -		22.693	1:28.385	49.20	32.082	12:19:15.937
2 -	33.928	22.523	56.451 (3)	77.03	0.148	12:20:12.388
3 -	33.918	22.385	56.303 (1)	77.23		12:21:08.691
4 -	33.942	22.732	56.674	76.73	0.371	12:22:05.365
5 -	33.763	22.575	56.338 (2)	77.18	0.035	12:23:01.703

P18 196 600 Joshua POPPLEWELL			Yamaha R6 - Frame-Tech SE Ltd			
IDEAL LAP TIME : 56.608		BEST LAP TIME : 56.608	DIFFERENCE : 0.000			
LAP	SECTOR 1	SECTOR 2	LAP TIME	MPH	DIFF	TIME OF DAY
1 -		23.004	1:30.323	48.14	33.715	12:19:17.875
2 -	35.558	22.516	58.074	74.88	1.466	12:20:15.949
3 -	34.901	22.355	57.256 (2)	75.95	0.648	12:21:13.205
4 -	34.902	23.136	58.038 (3)	74.92	1.430	12:22:11.243
5 -	34.751	21.857	56.608 (1)	76.81		12:23:07.851

BMCRC-MRO Championships 2025 - Rnd 1 @ Brands Hatch Indy

L&W BMCRC Rookie 600 & 1000

RACE 7 - SECTOR ANALYSIS



SECTOR 1 = FL to I1, SECTOR 2 = I1 to FL, DIFF = Difference To Personal Best Lap, P = Crossed Finish Line in Pit Lane, D = Time Disallowed

P19 49 600		Thomas GALLAGHER		Yamaha YZF R6 - TG Cad Services Ltd		
IDEAL LAP TIME : 58.071		BEST LAP TIME : 58.323		DIFFERENCE : 0.252		
LAP	SECTOR 1	SECTOR 2	LAP TIME	MPH	DIFF	TIME OF DAY
1 -		23.591	1:33.939	46.29	35.616	12:19:21.491
2 -	35.464	23.147	58.611 (3)	74.19	0.288	12:20:20.102
3 -	35.592	23.547	59.139	73.53	0.816	12:21:19.241
4 -	35.546	22.777	58.323 (1)	74.56		12:22:17.564
5 -	35.294	23.272	58.566 (2)	74.25	0.243	12:23:16.130

P20 76 600		Paul BOXALL		Suzuki GSXR 600 - WG Tyres		
IDEAL LAP TIME : 1:00.059		BEST LAP TIME : 1:00.059		DIFFERENCE : 0.000		
LAP	SECTOR 1	SECTOR 2	LAP TIME	MPH	DIFF	TIME OF DAY
1 -		23.817	1:32.769	46.87	32.710	12:19:20.321
2 -	36.903	24.036	1:00.939	71.35	0.880	12:20:21.260
3 -	37.185	23.672	1:00.857 (3)	71.45	0.798	12:21:22.117
4 -	36.803	23.778	1:00.581 (2)	71.78	0.522	12:22:22.698
5 -	36.451	23.608	1:00.059 (1)	72.40		12:23:22.757

P21 13 600		Matthew BENTON		Honda CBR600RR - Air Engineering Group		
IDEAL LAP TIME : 52.967		BEST LAP TIME : 53.290		DIFFERENCE : 0.323		
LAP	SECTOR 1	SECTOR 2	LAP TIME	MPH	DIFF	TIME OF DAY
1 -		21.602	1:25.482	50.87	32.192	12:19:13.034
2 -	32.133	21.598	53.731 (3)	80.93	0.441	12:20:06.765
3 -	32.667	21.509	54.176	80.26	0.886	12:21:00.941
4 -	32.073	21.217	53.290 (1)	81.60		12:21:54.231
5 -	31.750	21.728	53.478 (2)	81.31	0.188	12:22:47.709

P22 414 600		William CRITCHELL		Suzuki GSXR 600 - No name sponsor yet		
IDEAL LAP TIME : 57.146		BEST LAP TIME : 57.312		DIFFERENCE : 0.166		
LAP	SECTOR 1	SECTOR 2	LAP TIME	MPH	DIFF	TIME OF DAY
1 -		24.489	1:30.726	47.93	33.414	12:19:18.278
2 -	35.199	24.310	59.509 (2)	73.07	2.197	12:20:17.787
3 -	34.274	23.038	57.312 (1)	75.87		12:21:15.099
4 -	34.428	25.378	59.806 (3)	72.71	2.494	12:22:14.905

P23 999 600		Jack ALLEN		Honda CBR600 RR -		
IDEAL LAP TIME : 54.517		BEST LAP TIME : 54.517		DIFFERENCE : 0.000		
LAP	SECTOR 1	SECTOR 2	LAP TIME	MPH	DIFF	TIME OF DAY
1 -		21.911	1:25.354	50.94	30.837	12:19:12.906
2 -	32.755	21.762	54.517 (1)	79.76		12:20:07.423
3 -	32.935	22.050	54.985 (2)	79.08	0.468	12:21:02.408

BMCRC-MRO Championships 2025 - Rnd 1 @ Brands Hatch Indy

L&W BMCRC Rookie 600 & 1000

RACE 7 - BEST SECTORS

POS	SECTOR 1		SECTOR 2		IDEAL / BEST COMPARISON						
	NO	TIME	NO	TIME	POS	NO	NAME	IDEAL	BEST	DIFF	
								PERFECT LAP	50.872		
1	105	30.830	55	20.042	1	55	STORPIRSTIS	51.033	51.320	0.287	
2	55	30.991	105	20.269	2	105	JONES	51.099	51.281	0.182	
3	916	31.471	95	20.595	3	95	DRISCOLL	52.155	52.155	0.000	
4	95	31.560	830	20.893	4	830	HOLT	52.766	52.766	0.000	
5	26	31.597	145	21.081	5	916	FREWIN	52.802	52.820	0.018	
6	110	31.606	13	21.217	6	110	GOSLING	52.966	53.440	0.474	
7	13	31.750	60	21.267	7	13	BENTON	52.967	53.290	0.323	
8	10	31.770	10	21.284	8	26	PRESTON	53.035	53.210	0.175	
9	830	31.873	916	21.331	9	145	FOREMAN	53.037	53.037	0.000	
10	145	31.956	110	21.360	10	10	AL-SHAWI	53.054	53.175	0.121	
11	60	32.038	26	21.438	11	60	NEAL	53.305	53.318	0.013	
12	999	32.755	999	21.762	12	999	ALLEN	54.517	54.517	0.000	
13	86	32.821	86	21.811	13	86	JOHNS	54.632	54.674	0.042	
14	175	33.085	196	21.857	14	175	PESTANA	55.123	55.323	0.200	
15	397	33.114	175	22.038	15	397	CLINKSCALES	55.198	55.284	0.086	
16	163	33.157	397	22.084	16	163	BIGUZZI	55.267	55.460	0.193	
17	17	33.198	163	22.110	17	17	MARCH	55.332	55.481	0.149	
18	217	33.319	17	22.134	18	217	SIGGINS	55.577	55.577	0.000	
19	379	33.763	217	22.258	19	379	MASON	56.148	56.303	0.155	
20	414	34.108	379	22.385	20	196	POPPELWELL	56.608	56.608	0.000	
21	196	34.751	49	22.777	21	414	CRITCHELL	57.146	57.312	0.166	
22	49	35.294	414	23.038	22	49	GALLAGHER	58.071	58.323	0.252	
23	76	36.451	76	23.608	23	76	BOXALL	1:00.059	1:00.059	0.000	
24											

BMCRC-MRO Championships 2025 - Rnd 1 @ Brands Hatch Indy

L&W BMCRC Rookie 600 & 1000

RACE 7 - STATISTICS

Competitors Started 24
Planned Start 2025-03-16 @ 12:20:00.000
Actual Start 2025-03-16 @ 12:17:47.551
Finish Time 2025-03-16 @ 12:23:00.750
Track Length 1.2079mi.
Total Laps 127
Total Distance Covered 153.4090mi.

Session Fastest Lap History

NO	CL	NAME	LAP TIME	TIME OF DAY	LAP	VEHICLE
55	1000	Mindaugas STORPIRSTIS	51.782	12:19:37.947	2	Honda CBR1000RR
105	1000	Tommy JONES	51.398	12:20:30.487	3	Kawasaki ZX10R
55	1000	Mindaugas STORPIRSTIS	51.320	12:23:05.173	6	Honda CBR1000RR
105	1000	Tommy JONES	51.281	12:23:05.319	6	Kawasaki ZX10R

Session Leader History

NO	CL	NAME	FROM LAP	LAPS LED	DISTANCE	VEHICLE
55	1000	Mindaugas STORPIRSTIS	1	6	7.24 miles	Honda CBR1000RR

Flag History

TYPE	TIME OF DAY
GREEN	12:17:47.551
FINISH	12:23:00.750

Flag Statistics

TYPE	COUNT	TOTAL LAPS	TOTAL TIME
Green	1	6	8:12.806
Red	0	0	0.000
Safety Car	0	0	0.000
FCY	0	0	0.000

BMCRC-MRO Championships 2025 - Rnd 1 @ Brands Hatch Indy

L&W BMCRC Rookie 600 & 1000

RACE 7 - STATISTICS

CLASS : 1000

9 Starters

Fastest Lap History

NO	NAME	LAP TIME	TIME OF DAY	LAP	VEHICLE
55	Mindaugas STORPIRSTIS	51.782	12:19:37.947	2	Honda CBR1000RR
105	Tommy JONES	51.398	12:20:30.487	3	Kawasaki ZX10R
55	Mindaugas STORPIRSTIS	51.320	12:23:05.173	6	Honda CBR1000RR
105	Tommy JONES	51.281	12:23:05.319	6	Kawasaki ZX10R

Leader History

NO	NAME	FROM LAP	LAPS LED	DISTANCE	VEHICLE
55	Mindaugas STORPIRSTIS	1	6	7.24 miles	Honda CBR1000RR

BMCRC-MRO Championships 2025 - Rnd 1 @ Brands Hatch Indy

L&W BMCRC Rookie 600 & 1000

RACE 7 - STATISTICS

CLASS : 600

15 Starters

Fastest Lap History

NO	NAME	LAP TIME	TIME OF DAY	LAP	VEHICLE
26	Daniel PRESTON	54.251	12:20:06.630	2	Triumph 675R
110	Sean GOSLING	53.581	12:20:06.729	2	Yamaha R6
10	Anmar AL-SHAWI	53.535	12:20:08.147	2	Triumph 765 STREET TRIPLE RS
916	Adam FREWIN	53.392	12:21:01.057	3	Yamaha R6
26	Daniel PRESTON	53.210	12:21:53.981	4	Triumph 675R
916	Adam FREWIN	52.820	12:22:47.899	5	Yamaha R6

Leader History

NO	NAME	FROM LAP	LAPS LED	DISTANCE	VEHICLE
26	Daniel PRESTON	1	2	2.41 miles	Triumph 675R
110	Sean GOSLING	3	1	1.20 miles	Yamaha R6
26	Daniel PRESTON	4	2	2.41 miles	Triumph 675R
110	Sean GOSLING	6	1	1.20 miles	Yamaha R6

BMCRC-MRO Championships 2025 - Rnd 1 @ Brands Hatch Indy


L&W BMCRC Rookie 600 & 1000

RACE 17 - GRID (12 Laps)

ROW 10	30	59	Michael WELLINGTON	1:00.059	29	76	Paul BOXALL	58.323	28	49	Thomas GALLAGHER				
ROW 9				57.312	27	414	William CRITCHELL	56.608	26	196	Joshua POPPLEWELL	56.303	25	379	Jack Crowley MASON
ROW 8				55.577	24	217	Martin SIGGINS	54.674	23	86	Martyn JOHNS	54.517	22	999	Jack ALLEN
ROW 7				53.440	21	110	Sean GOSLING	53.318	20	60	Dean NEAL	53.290	19	13	Matthew BENTON
ROW 6				53.210	18	26	Daniel PRESTON	53.175	17	10	Anmar AL-SHAWI	52.820	16	916	Adam FREWIN
ROW 5					15				14				13		
ROW 4					12				11	31	Jordan GREY		10	28	Mark RUSSELL
ROW 3				55.481	9	17	David MARCH	55.460	8	163	Riccardo BIGUZZI	55.323	7	175	Arlindo PESTANA
ROW 2				55.284	6	397	Kevin CLINKSCALES	53.037	5	145	Luke FOREMAN	52.766	4	830	Daniel HOLT
ROW 1				52.155	3	95	Jack DRISCOLL	51.320	2	55	Mindaugas STORPIRSTIS	51.281	1	105	Tommy JONES
Pole															

These results are provisional until the conclusion of any judicial and technical matters.

Brands Hatch Indy: 1.2079 miles

Clerk Of Course:	Timekeeper:	<i>Craig Smith</i>	
------------------	-------------	--------------------	---

Results can be found at www.tsl-timing.com

Printed - 12:37 Sunday, 16 March 2025



BMCRC-MRO Championships 2025 - Rnd 1 @ Brands Hatch Indy

L&W BMCRC Rookie 600 & 1000

RACE 17 - CLASSIFICATION

Race Distance: 12 Laps / 14.49 miles

POS	NO	CL	PIC	NAME	ENTRY	LAPS	TIME	GAP	DIFF	MPH	BEST	ON	GRD	↑↓
1	55	1000	1	Mindaugas STORPIRSTIS	Honda CBR1000RR - ANR Tyres	12	10:18.738			84.33	50.504	9	2	1
2	105	1000	2	Tommy JONES	Kawasaki ZX10R -	12	10:18.752	0.014	0.014	84.33	50.487	5	1	-1
3	95	1000	3	Jack DRISCOLL	Kawasaki ZX10R -	12	10:42.582	23.844	23.830	81.20	52.275	12	3	0
4	830	1000	4	Daniel HOLT	Aprilia RSV4 1100 FACTORY - Set builds southern ltd	12	10:44.991	26.253	2.409	80.90	52.463	12	4	0
5	145	1000	5	Luke FOREMAN	Suzuki GSXR 1000 -	12	10:55.112	36.374	10.121	79.65	53.475	7	5	0
6	17	1000	6	David MARCH	Suzuki GSXR1000 -	12	11:02.873	44.135	7.761	78.72	53.603	4	9	3
7	26	600	1	Daniel PRESTON	Triumph 675R -	12	11:08.409	49.671	5.536	78.07	52.252	11	14	7
8	110	600	2	Sean GOSLING	Yamaha R6 -	12	11:10.174	51.436	1.765	77.86	52.447	12	17	9
9	60	600	3	Dean NEAL	Kawasaki ZX6R 636 - Acute Civil Engineering Ltd	12	11:12.211	53.473	2.037	77.62	52.223	10	16	7
10	397	1000	7	Kevin CLINKSCALES	Suzuki GSXR 1000 -	11	10:18.687	1 Lap	1 Lap	77.31	54.944	8	6	-4
11	916	600	4	Adam FREWIN	Yamaha R6 - Daniel Parker Motorsport mindset coach	11	10:21.344	1 Lap	2.657	76.98	52.867	7	12	1
12	999	600	5	Jack ALLEN	Honda CBR600 RR -	11	10:24.833	1 Lap	3.489	76.55	53.598	6	18	6
13	163	1000	8	Riccardo BIGUZZI	Bmw S1000RR - Riccardo's Travel	11	10:27.119	1 Lap	2.286	76.27	55.668	4	8	-5
14	86	600	6	Martyn JOHNS	Triumph DAYTONA - Stack Dynamics	11	10:32.952	1 Lap	5.833	75.57	54.372	4	19	5
15	217	600	7	Martin SIGGINS	Triumph 765 -	11	10:51.280	1 Lap	18.328	73.44	55.493	4	20	5
16	379	600	8	Jack Crowley MASON	Triumph DAYTONA 675 R -	11	10:51.765	1 Lap	0.485	73.39	56.143	3	21	5
17	196	600	9	Joshua POPPLEWELL	Yamaha R6 - Frame-Tech SE Ltd	11	11:02.924	1 Lap	11.159	72.15	56.831	3	22	5
18	49	600	10	Thomas GALLAGHER	Yamaha YZF R6 - TG Cad Services Ltd	11	11:08.132	1 Lap	5.208	71.59	57.329	9	24	6

NOT CLASSIFIED

DNF	76	600		Paul BOXALL	Suzuki GSXR 600 - WG Tyres	3	3:32.546	9 Laps	8 Laps	61.37	1:00.110	2	25	
DNF	175	1000		Arlindo PESTANA	Bmw S1000RR - Pep's racing	1	1:03.856	11 Laps	2 Laps	68.09			7	
DNF	59	600		Michael WELLINGTON	Triumph STREET TRIPLE 765RS - CockRocket Racing	0							26	

FASTEST LAP

	105	1000		Tommy JONES	Kawasaki ZX10R -	5	50.487			86.13 mph			138.61 kph	
	60	600		Dean NEAL	Kawasaki ZX6R 636 - Acute Civil Engineering Ltd	10	52.223			83.26 mph			134.00 kph	

Class 1000 - 92.5% of Race Speed = 78.00 mph
Class 600 - 92.5% of Race Speed = 72.21 mph

Weather / Track : Cloudy / Dry

These results are provisional until the conclusion of any judicial and technical matters.

Date: 16/03/2025 Start: 16:12 Finish: 16:22
Brands Hatch Indy: 1.2079 miles

Clerk Of Course:

Timekeeper:

Craig Smith



Results can be found at www.tsl-timing.com

Printed - 16:24 Sunday, 16 March 2025

BMCRC-MRO Championships 2025 - Rnd 1 @ Brands Hatch Indy

L&W BMCRC Rookie 600 & 1000

RACE 17 - LAP CHART

LAP 1 @ 16:12:57.737			49 46.602 57.370			LAP 7 @ 16:18:05.110			LAP 10 @ 16:20:37.701		
NO	BEHIND	LAP TIME	LAP 4 @ 16:15:31.050			NO	BEHIND	LAP TIME	NO	BEHIND	LAP TIME
55		55.564	NO	BEHIND	LAP TIME	55		51.929	55		51.526
105	2.087	57.651	55		51.632	105	1.286	50.865	999	1 Lap	53.941
95	4.472	1:00.036	105	3.041	51.267	217	1 Lap	56.590	105	1.684	51.235
145	4.592	1:00.156	76	1 Lap	1:01.430	379	1 Lap	57.069	86	1 Lap	55.097
830	4.869	1:00.433	95	9.090	52.512	196	1 Lap	57.818	217	1 Lap	57.919
397	6.247	1:01.811	830	11.977	52.757	95	14.960	53.804	95	21.786	52.695
17	6.403	1:01.967	145	14.293	54.063	49	1 Lap	58.005	379	1 Lap	56.395
163	7.954	1:03.518	17	16.002	53.603	830	17.007	52.672	830	24.248	52.496
175	8.292	1:03.856	397	20.953	55.855	145	22.182	53.475	145	31.494	53.744
26	27.673	1:23.237	163	23.015	55.668	17	25.059	54.344	196	1 Lap	57.158
110	27.819	1:23.383	26	35.785	53.761	397	33.700	55.560	49	1 Lap	57.329
999	28.480	1:24.044	110	36.029	53.796	163	38.341	57.052	17	37.812	55.420
916	28.552	1:24.116	916	36.546	53.302	26	42.093	53.128	397	47.398	55.841
86	29.248	1:24.812	60	36.868	52.661	110	42.431	53.052	26	48.320	52.411
60	29.494	1:25.058	999	38.021	53.998	60	42.499	53.037	110	48.897	52.536
217	29.769	1:25.333	86	40.020	54.372	916	42.979	52.867	60	49.641	52.223
379	31.074	1:26.638	217	43.688	55.493	999	45.178	53.732	916	51.239	53.360
49	32.764	1:28.328	379	47.127	56.389						
196	33.094	1:28.658				LAP 8 @ 16:18:55.671			LAP 11 @ 16:21:29.165		
76	35.442	1:31.006				NO	BEHIND	LAP TIME	NO	BEHIND	LAP TIME
			LAP 5 @ 16:16:21.968			55		50.561	55		51.464
			NO	BEHIND	LAP TIME	86	1 Lap	54.633	105	1.025	50.805
			55		50.918	105	1.522	50.797	163	1 Lap	56.057
			196	1 Lap	57.124	217	1 Lap	56.439	999	1 Lap	54.499
			105	2.610	50.487	379	1 Lap	56.299	86	1 Lap	54.690
			49	1 Lap	58.609	95	17.817	53.418	95	23.315	52.993
			95	11.529	53.357	196	1 Lap	58.425	830	25.536	52.752
			830	14.641	53.582	830	20.458	54.012	217	1 Lap	57.222
			145	18.085	54.710	49	1 Lap	57.926	379	1 Lap	56.420
			17	19.618	54.534	145	25.660	54.039	145	34.117	54.087
			397	25.466	55.431	17	29.298	54.800	196	1 Lap	57.051
			163	27.919	55.822	397	38.083	54.944	17	41.853	55.505
			26	38.632	53.765	163	44.650	56.870	49	1 Lap	58.352
			110	39.062	53.951	110	44.702	52.832	26	49.108	52.252
			60	39.205	53.255	26	44.821	53.289	110	50.735	53.302
			916	39.793	54.165	60	45.688	53.750	60	51.057	52.880
			999	40.990	53.887	916	46.048	53.630	397	51.695	55.761
			86	43.656	54.554	999	48.714	54.097			
			217	49.197	56.427				LAP 12 @ 16:22:20.911		
						LAP 9 @ 16:19:46.175			NO	BEHIND	LAP TIME
			LAP 6 @ 16:17:13.181			NO	BEHIND	LAP TIME	55		51.746
			NO	BEHIND	LAP TIME	55		50.504	105	0.014	50.735
			55		51.213	105	1.975	50.957	916	1 Lap	54.577
			379	1 Lap	56.517	86	1 Lap	54.652	999	1 Lap	54.181
			105	2.350	50.953	217	1 Lap	56.971	163	1 Lap	56.794
			196	1 Lap	57.091	379	1 Lap	56.334	86	1 Lap	54.939
			49	1 Lap	57.515	95	20.617	53.304	95	23.844	52.275
			95	13.085	52.769	830	23.278	53.324	830	26.253	52.463
			830	16.264	52.836	196	1 Lap	57.596	217	1 Lap	57.147
			145	20.636	53.764	145	29.276	54.120	379	1 Lap	56.727
			17	22.644	54.239	49	1 Lap	57.445	145	36.374	54.003
			397	30.069	55.816	17	33.918	55.124	17	44.135	54.028
			163	33.218	56.512	397	43.083	55.504	196	1 Lap	57.852
			26	40.894	53.475	26	47.435	53.118	49	1 Lap	59.104
			110	41.308	53.459	110	47.887	53.689	26	49.671	52.309
			60	41.391	53.399	60	48.944	53.760	110	51.436	52.447
			916	42.041	53.461	916	49.405	53.861	60	53.473	54.162
			999	43.375	53.598	163	50.266	56.120			
			86	47.933	55.490						

Weather / Track : Cloudy / Dry

Brands Hatch Indy: 1.2079 miles
Date: 16/03/2025 Start: 16:12 Finish: 16:22

Results can be found at www.tsl-timing.com

Printed - 16:24 Sunday, 16 March 2025

BMCRC-MRO Championships 2025 - Rnd 1 @ Brands Hatch Indy

L&W BMCRC Rookie 600 & 1000

RACE 17 - POSITION CHART

No	Name	Lap Pos	Lap												
			1	2	3	4	5	6	7	8	9	10	11	12	
105	JONES	1	55	55	55	55	55	55	55	55	55	55	55	55	55
55	STORPIRSTIS	2	105	105	105	105	105	105	105	105	105	105	105	105	105
95	DRISCOLL	3	95	95	95	95	95	95	95	95	95	95	95	95	95
830	HOLT	4	145	145	830	830	830	830	830	830	830	830	830	830	830
145	FOREMAN	5	830	830	145	145	145	145	145	145	145	145	145	145	145
397	CLINKSCALES	6	397	17	17	17	17	17	17	17	17	17	17	17	17
175	PESTANA	7	17	397	397	397	397	397	397	397	397	397	397	26	26
163	BIGUZZI	8	163	163	163	163	163	163	163	163	26	26	110	110	
17	MARCH	9	175	26	26	26	26	26	26	110	110	110	60	60	
916	FREWIN	10	26	110	110	110	110	110	110	26	60	60	397		
26	PRESTON	11	110	916	916	916	60	60	60	60	916	916	916		
60	NEAL	12	999	999	999	60	916	916	916	916	163	163	999		
110	GOSLING	13	916	86	60	999	999	999	999	999	999	999	163		
999	ALLEN	14	86	60	86	86	86	86	86	86	86	86	86		
86	JOHNS	15	60	217	217	217	217	217	217	217	217	217	217		
217	SIGGINS	16	217	379	379	379	379	379	379	379	379	379	379		
379	MASON	17	379	196	196	196	196	196	196	196	196	196	196		
196	POPPELWELL	18	49	49	49	49	49	49	49	49	49	49	49		
49	GALLAGHER	19	196	76	76										
76	BOXALL	20	76												
59	WELLINGTON	21													

BMCRC-MRO Championships 2025 - Rnd 1 @ Brands Hatch Indy

L&W BMCRC Rookie 600 & 1000

RACE 17 - SECTOR ANALYSIS



SECTOR 1 = FL to I1, SECTOR 2 = I1 to FL, DIFF = Difference To Personal Best Lap, P = Crossed Finish Line in Pit Lane, D = Time Disallowed

P1		55	1000	Mindaugas STORPIRSTIS	Honda CBR1000RR - ANR Tyres			
IDEAL LAP TIME :		50.322	BEST LAP TIME :		50.504	DIFFERENCE :		0.182
LAP	SECTOR 1	SECTOR 2	LAP TIME	MPH	DIFF	TIME OF DAY		
1 -		20.290	55.564	78.26	5.060	16:12:57.737		
2 -	30.557	20.323	50.880	85.46	0.376	16:13:48.617		
3 -	30.330	20.471	50.801 (3)	85.60	0.297	16:14:39.418		
4 -	31.046	20.586	51.632	84.22	1.128	16:15:31.050		
5 -	30.497	20.421	50.918	85.40	0.414	16:16:21.968		
6 -	30.588	20.625	51.213	84.91	0.709	16:17:13.181		
7 -	31.553	20.376	51.929	83.74	1.425	16:18:05.110		
8 -	30.451	20.110	50.561 (2)	86.00	0.057	16:18:55.671		
9 -	30.512	19.992	50.504 (1)	86.10		16:19:46.175		
10 -	30.641	20.885	51.526	84.39	1.022	16:20:37.701		
11 -	31.120	20.344	51.464	84.49	0.960	16:21:29.165		
12 -	31.615	20.131	51.746	84.03	1.242	16:22:20.911		

P2		105	1000	Tommy JONES	Kawasaki ZX10R -			
IDEAL LAP TIME :		50.481	BEST LAP TIME :		50.487	DIFFERENCE :		0.006
LAP	SECTOR 1	SECTOR 2	LAP TIME	MPH	DIFF	TIME OF DAY		
1 -		20.549	57.651	75.42	7.164	16:12:59.824		
2 -	31.037	20.526	51.563	84.33	1.076	16:13:51.387		
3 -	30.995	20.442	51.437	84.54	0.950	16:14:42.824		
4 -	30.689	20.578	51.267	84.82	0.780	16:15:34.091		
5 -	30.370	20.117	50.487 (1)	86.13		16:16:24.578		
6 -	30.842	20.111	50.953	85.34	0.466	16:17:15.531		
7 -	30.472	20.393	50.865	85.49	0.378	16:18:06.396		
8 -	30.476	20.321	50.797 (3)	85.60	0.310	16:18:57.193		
9 -	30.646	20.311	50.957	85.33	0.470	16:19:48.150		
10 -	30.659	20.576	51.235	84.87	0.748	16:20:39.385		
11 -	30.424	20.381	50.805	85.59	0.318	16:21:30.190		
12 -	30.428	20.307	50.735 (2)	85.71	0.248	16:22:20.925		

P3		95	1000	Jack DRISCOLL	Kawasaki ZX10R -			
IDEAL LAP TIME :		52.051	BEST LAP TIME :		52.275	DIFFERENCE :		0.224
LAP	SECTOR 1	SECTOR 2	LAP TIME	MPH	DIFF	TIME OF DAY		
1 -		21.356	1:00.036	72.43	7.761	16:13:02.209		
2 -	31.654	20.814	52.468 (2)	82.88	0.193	16:13:54.677		
3 -	32.031	20.920	52.951	82.12	0.676	16:14:47.628		
4 -	31.593	20.919	52.512 (3)	82.81	0.237	16:15:40.140		
5 -	32.155	21.202	53.357	81.50	1.082	16:16:33.497		
6 -	31.928	20.841	52.769	82.40	0.494	16:17:26.266		
7 -	31.899	21.905	53.804	80.82	1.529	16:18:20.070		
8 -	32.202	21.216	53.418	81.40	1.143	16:19:13.488		
9 -	32.170	21.134	53.304	81.58	1.029	16:20:06.792		
10 -	31.519	21.176	52.695	82.52	0.420	16:20:59.487		
11 -	32.094	20.899	52.993	82.05	0.718	16:21:52.480		
12 -	31.237	21.038	52.275 (1)	83.18		16:22:44.755		

BMCRC-MRO Championships 2025 - Rnd 1 @ Brands Hatch Indy

L&W BMCRC Rookie 600 & 1000

RACE 17 - SECTOR ANALYSIS



SECTOR 1 = FL to I1, SECTOR 2 = I1 to FL, DIFF = Difference To Personal Best Lap, P = Crossed Finish Line in Pit Lane, D = Time Disallowed

P4		830	1000	Daniel HOLT	Aprilia RSV4 1100 FACTORY - Set builds southern ltd		
IDEAL LAP TIME : 52.265		BEST LAP TIME : 52.463		DIFFERENCE : 0.198			
LAP	SECTOR 1	SECTOR 2	LAP TIME	MPH	DIFF	TIME OF DAY	
1 -		21.249	1:00.433	71.95	7.970	16:13:02.606	
2 -	32.712	21.239	53.951	80.60	1.488	16:13:56.557	
3 -	32.687	21.026	53.713	80.95	1.250	16:14:50.270	
4 -	31.834	20.923	52.757	82.42	0.294	16:15:43.027	
5 -	32.394	21.188	53.582	81.15	1.119	16:16:36.609	
6 -	31.977	20.859	52.836	82.30	0.373	16:17:29.445	
7 -	31.520	21.152	52.672 (3)	82.56	0.209	16:18:22.117	
8 -	32.847	21.165	54.012	80.51	1.549	16:19:16.129	
9 -	32.439	20.885	53.324	81.55	0.861	16:20:09.453	
10 -	31.659	20.837	52.496 (2)	82.83	0.033	16:21:01.949	
11 -	31.567	21.185	52.752	82.43	0.289	16:21:54.701	
12 -	31.428	21.035	52.463 (1)	82.88		16:22:47.164	

P5		145	1000	Luke FOREMAN	Suzuki GSXR 1000 -		
IDEAL LAP TIME : 53.460		BEST LAP TIME : 53.475		DIFFERENCE : 0.015			
LAP	SECTOR 1	SECTOR 2	LAP TIME	MPH	DIFF	TIME OF DAY	
1 -		21.881	1:00.156	72.28	6.681	16:13:02.329	
2 -	32.393	21.712	54.105	80.37	0.630	16:13:56.434	
3 -	32.983	21.863	54.846	79.28	1.371	16:14:51.280	
4 -	32.561	21.502	54.063	80.43	0.588	16:15:45.343	
5 -	32.976	21.734	54.710	79.48	1.235	16:16:40.053	
6 -	32.333	21.431	53.764 (3)	80.88	0.289	16:17:33.817	
7 -	32.235	21.240	53.475 (1)	81.32		16:18:27.292	
8 -	32.370	21.669	54.039	80.47	0.564	16:19:21.331	
9 -	32.525	21.595	54.120	80.35	0.645	16:20:15.451	
10 -	32.220	21.524	53.744 (2)	80.91	0.269	16:21:09.195	
11 -	32.514	21.573	54.087	80.40	0.612	16:22:03.282	
12 -	32.534	21.469	54.003	80.52	0.528	16:22:57.285	

P6		17	1000	David MARCH	Suzuki GSXR1000 -		
IDEAL LAP TIME : 53.436		BEST LAP TIME : 53.603		DIFFERENCE : 0.167			
LAP	SECTOR 1	SECTOR 2	LAP TIME	MPH	DIFF	TIME OF DAY	
1 -		22.529	1:01.967	70.17	8.364	16:13:04.140	
2 -	33.471	21.683	55.154	78.84	1.551	16:13:59.294	
3 -	32.467	21.688	54.155 (3)	80.29	0.552	16:14:53.449	
4 -	32.509	21.094	53.603 (1)	81.12		16:15:47.052	
5 -	32.898	21.636	54.534	79.74	0.931	16:16:41.586	
6 -	33.270	20.969	54.239	80.17	0.636	16:17:35.825	
7 -	32.702	21.642	54.344	80.01	0.741	16:18:30.169	
8 -	33.070	21.730	54.800	79.35	1.197	16:19:24.969	
9 -	33.213	21.911	55.124	78.88	1.521	16:20:20.093	
10 -	33.309	22.111	55.420	78.46	1.817	16:21:15.513	
11 -	32.794	22.711	55.505	78.34	1.902	16:22:11.018	
12 -	32.783	21.245	54.028 (2)	80.48	0.425	16:23:05.046	

BMCRC-MRO Championships 2025 - Rnd 1 @ Brands Hatch Indy

L&W BMCRC Rookie 600 & 1000

RACE 17 - SECTOR ANALYSIS



SECTOR 1 = FL to I1, SECTOR 2 = I1 to FL, DIFF = Difference To Personal Best Lap, P = Crossed Finish Line in Pit Lane, D = Time Disallowed

P7 26 600 Daniel PRESTON		Triumph 675R -				
IDEAL LAP TIME : 52.067		BEST LAP TIME : 52.252		DIFFERENCE : 0.185		
LAP	SECTOR 1	SECTOR 2	LAP TIME	MPH	DIFF	TIME OF DAY
1 -		22.048	1:23.237	52.24	30.985	16:13:25.410
2 -	32.130	21.551	53.681	81.00	1.429	16:14:19.091
3 -	32.120	21.863	53.983	80.55	1.731	16:15:13.074
4 -	32.177	21.584	53.761	80.88	1.509	16:16:06.835
5 -	32.190	21.575	53.765	80.88	1.513	16:17:00.600
6 -	32.020	21.455	53.475	81.32	1.223	16:17:54.075
7 -	31.732	21.396	53.128	81.85	0.876	16:18:47.203
8 -	32.166	21.123	53.289	81.60	1.037	16:19:40.492
9 -	31.933	21.185	53.118	81.86	0.866	16:20:33.610
10 -	31.285	21.126	52.411 (3)	82.97	0.159	16:21:26.021
11 -	31.049	21.203	52.252 (1)	83.22		16:22:18.273
12 -	31.291	21.018	52.309 (2)	83.13	0.057	16:23:10.582

P8 110 600 Sean GOSLING		Yamaha R6 -				
IDEAL LAP TIME : 52.372		BEST LAP TIME : 52.447		DIFFERENCE : 0.075		
LAP	SECTOR 1	SECTOR 2	LAP TIME	MPH	DIFF	TIME OF DAY
1 -		22.033	1:23.383	52.15	30.936	16:13:25.556
2 -	32.145	21.644	53.789	80.84	1.342	16:14:19.345
3 -	32.004	21.934	53.938	80.62	1.491	16:15:13.283
4 -	32.165	21.631	53.796	80.83	1.349	16:16:07.079
5 -	32.144	21.807	53.951	80.60	1.504	16:17:01.030
6 -	31.965	21.494	53.459	81.34	1.012	16:17:54.489
7 -	31.818	21.234	53.052	81.96	0.605	16:18:47.541
8 -	31.555	21.277	52.832 (3)	82.31	0.385	16:19:40.373
9 -	32.215	21.474	53.689	80.99	1.242	16:20:34.062
10 -	31.187	21.349	52.536 (2)	82.77	0.089	16:21:26.598
11 -	31.663	21.639	53.302	81.58	0.855	16:22:19.900
12 -	31.262	21.185	52.447 (1)	82.91		16:23:12.347

P9 60 600 Dean NEAL		Kawasaki ZX6R 636 - Acute Civil Engineering Ltd				
IDEAL LAP TIME : 52.223		BEST LAP TIME : 52.223		DIFFERENCE : 0.000		
LAP	SECTOR 1	SECTOR 2	LAP TIME	MPH	DIFF	TIME OF DAY
1 -		21.879	1:25.058	51.12	32.835	16:13:27.231
2 -	32.755	21.773	54.528	79.74	2.305	16:14:21.759
3 -	32.300	21.198	53.498	81.28	1.275	16:15:15.257
4 -	31.593	21.068	52.661 (2)	82.57	0.438	16:16:07.918
5 -	32.108	21.147	53.255	81.65	1.032	16:17:01.173
6 -	32.171	21.228	53.399	81.43	1.176	16:17:54.572
7 -	32.084	20.953	53.037	81.99	0.814	16:18:47.609
8 -	32.542	21.208	53.750	80.90	1.527	16:19:41.359
9 -	32.324	21.436	53.760	80.88	1.537	16:20:35.119
10 -	31.364	20.859	52.223 (1)	83.26		16:21:27.342
11 -	31.598	21.282	52.880 (3)	82.23	0.657	16:22:20.222
12 -	32.504	21.658	54.162	80.28	1.939	16:23:14.384

BMCRC-MRO Championships 2025 - Rnd 1 @ Brands Hatch Indy

L&W BMCRC Rookie 600 & 1000

RACE 17 - SECTOR ANALYSIS



SECTOR 1 = FL to I1, SECTOR 2 = I1 to FL, DIFF = Difference To Personal Best Lap, P = Crossed Finish Line in Pit Lane, D = Time Disallowed

P10 397 1000 Kevin CLINKSCALES			Suzuki GSXR 1000 -			
IDEAL LAP TIME : 54.944		BEST LAP TIME : 54.944	DIFFERENCE : 0.000			
LAP	SECTOR 1	SECTOR 2	LAP TIME	MPH	DIFF	TIME OF DAY
1 -		22.560	1:01.811	70.35	6.867	16:13:03.984
2 -	33.584	22.644	56.228	77.33	1.284	16:14:00.212
3 -	33.648	22.288	55.936	77.74	0.992	16:14:56.148
4 -	33.649	22.206	55.855	77.85	0.911	16:15:52.003
5 -	33.167	22.264	55.431 (2)	78.45	0.487	16:16:47.434
6 -	33.338	22.478	55.816	77.90	0.872	16:17:43.250
7 -	33.140	22.420	55.560	78.26	0.616	16:18:38.810
8 -	32.889	22.055	54.944 (1)	79.14		16:19:33.754
9 -	33.047	22.457	55.504 (3)	78.34	0.560	16:20:29.258
10 -	33.394	22.447	55.841	77.87	0.897	16:21:25.099
11 -	33.247	22.514	55.761	77.98	0.817	16:22:20.860

P11 916 600 Adam FREWIN			Yamaha R6 - Daniel Parker Motorsport mindset coach			
IDEAL LAP TIME : 52.739		BEST LAP TIME : 52.867	DIFFERENCE : 0.128			
LAP	SECTOR 1	SECTOR 2	LAP TIME	MPH	DIFF	TIME OF DAY
1 -		21.722	1:24.116	51.69	31.249	16:13:26.289
2 -	32.574	21.596	54.170	80.27	1.303	16:14:20.459
3 -	32.195	21.640	53.835	80.77	0.968	16:15:14.294
4 -	32.036	21.266	53.302 (2)	81.58	0.435	16:16:07.596
5 -	32.461	21.704	54.165	80.28	1.298	16:17:01.761
6 -	32.286	21.175	53.461	81.34	0.594	16:17:55.222
7 -	31.947	20.920	52.867 (1)	82.25		16:18:48.089
8 -	32.376	21.254	53.630	81.08	0.763	16:19:41.719
9 -	32.441	21.420	53.861	80.73	0.994	16:20:35.580
10 -	31.819	21.541	53.360 (3)	81.49	0.493	16:21:28.940
11 -	32.616	21.961	54.577	79.67	1.710	16:22:23.517

P12 999 600 Jack ALLEN			Honda CBR600 RR -			
IDEAL LAP TIME : 53.439		BEST LAP TIME : 53.598	DIFFERENCE : 0.159			
LAP	SECTOR 1	SECTOR 2	LAP TIME	MPH	DIFF	TIME OF DAY
1 -		22.001	1:24.044	51.74	30.446	16:13:26.217
2 -	33.087	21.802	54.889	79.22	1.291	16:14:21.106
3 -	32.338	21.629	53.967	80.57	0.369	16:15:15.073
4 -	32.358	21.640	53.998	80.53	0.400	16:16:09.071
5 -	32.263	21.624	53.887 (3)	80.69	0.289	16:17:02.958
6 -	31.815	21.783	53.598 (1)	81.13		16:17:56.556
7 -	32.089	21.643	53.732 (2)	80.93	0.134	16:18:50.288
8 -	32.364	21.733	54.097	80.38	0.499	16:19:44.385
9 -	32.222	21.719	53.941	80.61	0.343	16:20:38.326
10 -	32.670	21.829	54.499	79.79	0.901	16:21:32.825
11 -	32.296	21.885	54.181	80.26	0.583	16:22:27.006

P13 163 1000 Riccardo BIGUZZI			Bmw S1000RR - Riccardo's Travel			
IDEAL LAP TIME : 55.558		BEST LAP TIME : 55.668	DIFFERENCE : 0.110			
LAP	SECTOR 1	SECTOR 2	LAP TIME	MPH	DIFF	TIME OF DAY
1 -		22.820	1:03.518	68.46	7.850	16:13:05.691
2 -	34.365	22.532	56.897	76.42	1.229	16:14:02.588
3 -	33.438	22.371	55.809 (2)	77.91	0.141	16:14:58.397
4 -	33.548	22.120	55.668 (1)	78.11		16:15:54.065
5 -	33.490	22.332	55.822 (3)	77.90	0.154	16:16:49.887
6 -	33.970	22.542	56.512	76.95	0.844	16:17:46.399
7 -	34.238	22.814	57.052	76.22	1.384	16:18:43.451
8 -	33.989	22.881	56.870	76.46	1.202	16:19:40.321
9 -	33.579	22.541	56.120	77.48	0.452	16:20:36.441
10 -	33.504	22.553	56.057	77.57	0.389	16:21:32.498
11 -	33.993	22.801	56.794	76.56	1.126	16:22:29.292

BMCRC-MRO Championships 2025 - Rnd 1 @ Brands Hatch Indy

L&W BMCRC Rookie 600 & 1000

RACE 17 - SECTOR ANALYSIS



SECTOR 1 = FL to I1, SECTOR 2 = I1 to FL, DIFF = Difference To Personal Best Lap, P = Crossed Finish Line in Pit Lane, D = Time Disallowed

P14 86 600 Martyn JOHNS			Triumph DAYTONA - Stack Dynamics			
IDEAL LAP TIME : 54.262		BEST LAP TIME : 54.372		DIFFERENCE : 0.110		
LAP	SECTOR 1	SECTOR 2	LAP TIME	MPH	DIFF	TIME OF DAY
1 -		22.053	1:24.812	51.27	30.440	16:13:26.985
2 -	32.821	21.864	54.685	79.52	0.313	16:14:21.670
3 -	33.121	21.907	55.028	79.02	0.656	16:15:16.698
4 -	32.538	21.834	54.372 (1)	79.97		16:16:11.070
5 -	32.558	21.996	54.554 (2)	79.71	0.182	16:17:05.624
6 -	33.226	22.264	55.490	78.36	1.118	16:18:01.114
7 -	32.872	21.761	54.633 (3)	79.59	0.261	16:18:55.747
8 -	32.883	21.769	54.652	79.56	0.280	16:19:50.399
9 -	33.159	21.938	55.097	78.92	0.725	16:20:45.496
10 -	32.966	21.724	54.690	79.51	0.318	16:21:40.186
11 -	32.945	21.994	54.939	79.15	0.567	16:22:35.125

P15 217 600 Martin SIGGINS			Triumph 765 -			
IDEAL LAP TIME : 55.350		BEST LAP TIME : 55.493		DIFFERENCE : 0.143		
LAP	SECTOR 1	SECTOR 2	LAP TIME	MPH	DIFF	TIME OF DAY
1 -		22.132	1:25.333	50.95	29.840	16:13:27.506
2 -	33.415	22.195	55.610 (2)	78.19	0.117	16:14:23.116
3 -	33.663	22.466	56.129 (3)	77.47	0.636	16:15:19.245
4 -	33.218	22.275	55.493 (1)	78.36		16:16:14.738
5 -	33.607	22.820	56.427	77.06	0.934	16:17:11.165
6 -	33.967	22.623	56.590	76.84	1.097	16:18:07.755
7 -	33.627	22.812	56.439	77.04	0.946	16:19:04.194
8 -	34.219	22.752	56.971	76.33	1.478	16:20:01.165
9 -	34.886	23.033	57.919	75.08	2.426	16:20:59.084
10 -	34.495	22.727	57.222	75.99	1.729	16:21:56.306
11 -	34.464	22.683	57.147	76.09	1.654	16:22:53.453

P16 379 600 Jack Crowley MASON			Triumph DAYTONA 675 R -			
IDEAL LAP TIME : 55.953		BEST LAP TIME : 56.143		DIFFERENCE : 0.190		
LAP	SECTOR 1	SECTOR 2	LAP TIME	MPH	DIFF	TIME OF DAY
1 -		22.736	1:26.638	50.19	30.495	16:13:28.811
2 -	34.189	22.645	56.834	76.51	0.691	16:14:25.645
3 -	33.563	22.580	56.143 (1)	77.45		16:15:21.788
4 -	33.856	22.533	56.389	77.11	0.246	16:16:18.177
5 -	33.976	22.541	56.517	76.94	0.374	16:17:14.694
6 -	34.541	22.528	57.069	76.19	0.926	16:18:11.763
7 -	33.853	22.446	56.299 (2)	77.24	0.156	16:19:08.062
8 -	33.944	22.390	56.334 (3)	77.19	0.191	16:20:04.396
9 -	33.606	22.789	56.395	77.10	0.252	16:21:00.791
10 -	33.770	22.650	56.420	77.07	0.277	16:21:57.211
11 -	34.073	22.654	56.727	76.65	0.584	16:22:53.938

P17 196 600 Joshua POPPLEWELL			Yamaha R6 - Frame-Tech SE Ltd			
IDEAL LAP TIME : 56.491		BEST LAP TIME : 56.831		DIFFERENCE : 0.340		
LAP	SECTOR 1	SECTOR 2	LAP TIME	MPH	DIFF	TIME OF DAY
1 -		22.889	1:28.658	49.04	31.827	16:13:30.831
2 -	35.054	22.266	57.320	75.86	0.489	16:14:28.151
3 -	34.386	22.445	56.831 (1)	76.51		16:15:24.982
4 -	34.885	22.239	57.124	76.12	0.293	16:16:22.106
5 -	34.758	22.333	57.091 (3)	76.16	0.260	16:17:19.197
6 -	35.195	22.623	57.818	75.21	0.987	16:18:17.015
7 -	35.573	22.852	58.425	74.43	1.594	16:19:15.440
8 -	34.988	22.608	57.596	75.50	0.765	16:20:13.036
9 -	34.791	22.367	57.158	76.08	0.327	16:21:10.194
10 -	34.252	22.799	57.051 (2)	76.22	0.220	16:22:07.245
11 -	34.966	22.886	57.852	75.16	1.021	16:23:05.097

BMCRC-MRO Championships 2025 - Rnd 1 @ Brands Hatch Indy

L&W BMCRC Rookie 600 & 1000

RACE 17 - SECTOR ANALYSIS



SECTOR 1 = FL to I1, SECTOR 2 = I1 to FL, DIFF = Difference To Personal Best Lap, P = Crossed Finish Line in Pit Lane, D = Time Disallowed

P18 49 600 Thomas GALLAGHER		Yamaha YZF R6 - TG Cad Services Ltd				
IDEAL LAP TIME : 56.922		BEST LAP TIME : 57.329		DIFFERENCE : 0.407		
LAP	SECTOR 1	SECTOR 2	LAP TIME	MPH	DIFF	TIME OF DAY
1 -		22.954	1:28.328	49.23	30.999	16:13:30.501
2 -	35.714	22.435	58.149	74.78	0.820	16:14:28.650
3 -	34.709	22.661	57.370 (2)	75.79	0.041	16:15:26.020
4 -	35.626	22.983	58.609	74.19	1.280	16:16:24.629
5 -	34.487	23.028	57.515	75.60	0.186	16:17:22.144
6 -	34.931	23.074	58.005	74.96	0.676	16:18:20.149
7 -	34.991	22.935	57.926	75.07	0.597	16:19:18.075
8 -	34.859	22.586	57.445 (3)	75.70	0.116	16:20:15.520
9 -	34.758	22.571	57.329 (1)	75.85		16:21:12.849
10 -	34.936	23.416	58.352	74.52	1.023	16:22:11.201
11 -	35.537	23.567	59.104	73.57	1.775	16:23:10.305

P19 76 600 Paul BOXALL		Suzuki GSXR 600 - WG Tyres				
IDEAL LAP TIME : 59.958		BEST LAP TIME : 1:00.110		DIFFERENCE : 0.152		
LAP	SECTOR 1	SECTOR 2	LAP TIME	MPH	DIFF	TIME OF DAY
1 -		23.911	1:31.006	47.78	30.896	16:13:33.179
2 -	36.047	24.063	1:00.110 (1)	72.34		16:14:33.289
3 -	37.019	24.411	1:01.430 (2)	70.78	1.320	16:15:34.719

P20 175 1000 Arlindo PESTANA		Bmw S1000RR - Pep's racing				
IDEAL LAP TIME : 57.745		BEST LAP TIME :		DIFFERENCE :		
LAP	SECTOR 1	SECTOR 2	LAP TIME	MPH	DIFF	TIME OF DAY
1 -		22.774	1:03.856	68.09		16:13:06.029

BMCRC-MRO Championships 2025 - Rnd 1 @ Brands Hatch Indy

L&W BMCRC Rookie 600 & 1000

RACE 17 - BEST SECTORS

POS	SECTOR 1		SECTOR 2		IDEAL / BEST COMPARISON						
	NO	TIME	NO	TIME	POS	NO	NAME	IDEAL	BEST	DIFF	
								PERFECT LAP	50.322		
1	55	30.330	55	19.992	1	55	STORPIRSTIS	50.322	50.504	0.182	
2	105	30.370	105	20.111	2	105	JONES	50.481	50.487	0.006	
3	26	31.049	95	20.814	3	95	DRISCOLL	52.051	52.275	0.224	
4	110	31.187	830	20.837	4	26	PRESTON	52.067	52.252	0.185	
5	95	31.237	60	20.859	5	60	NEAL	52.223	52.223	0.000	
6	60	31.364	916	20.920	6	830	HOLT	52.265	52.463	0.198	
7	830	31.428	17	20.969	7	110	GOSLING	52.372	52.447	0.075	
8	999	31.815	26	21.018	8	916	FREWIN	52.739	52.867	0.128	
9	916	31.819	110	21.185	9	17	MARCH	53.436	53.603	0.167	
10	145	32.220	145	21.240	10	999	ALLEN	53.439	53.598	0.159	
11	17	32.467	999	21.624	11	145	FOREMAN	53.460	53.475	0.015	
12	86	32.538	86	21.724	12	86	JOHNS	54.262	54.372	0.110	
13	397	32.889	397	22.055	13	397	CLINKSCALES	54.944	54.944	0.000	
14	217	33.218	163	22.120	14	217	SIGGINS	55.350	55.493	0.143	
15	163	33.438	217	22.132	15	163	BIGUZZI	55.558	55.668	0.110	
16	379	33.563	196	22.239	16	379	MASON	55.953	56.143	0.190	
17	196	34.252	379	22.390	17	196	POPPELWELL	56.491	56.831	0.340	
18	49	34.487	49	22.435	18	49	GALLAGHER	56.922	57.329	0.407	
19	175	34.971	175	22.774	19	175	PESTANA				
20	76	36.047	76	23.911	20	76	BOXALL	59.958	1:00.110	0.152	
21											

BMCRC-MRO Championships 2025 - Rnd 1 @ Brands Hatch Indy

L&W BMCRC Rookie 600 & 1000

RACE 17 - STATISTICS

Competitors Started 21
Planned Start 2025-03-16 @ 16:10:00.000
Actual Start 2025-03-16 @ 16:12:02.172
Finish Time 2025-03-16 @ 16:22:20.859
Track Length 1.2079mi.
Total Laps 211
Total Distance Covered 254.8765mi.

Session Fastest Lap History

NO	CL	NAME	LAP TIME	TIME OF DAY	LAP	VEHICLE
55	1000	Mindaugas STORPIRSTIS	50.880	16:13:48.638	2	Honda CBR1000RR
55	1000	Mindaugas STORPIRSTIS	50.801	16:14:39.440	3	Honda CBR1000RR
105	1000	Tommy JONES	50.487	16:16:24.604	5	Kawasaki ZX10R

Session Leader History

NO	CL	NAME	FROM LAP	LAPS LED	DISTANCE	VEHICLE
55	1000	Mindaugas STORPIRSTIS	1	12	14.49 miles	Honda CBR1000RR

Flag History

TYPE	TIME OF DAY
GREEN	16:12:02.172
FINISH	16:22:20.859

Flag Statistics

TYPE	COUNT	TOTAL LAPS	TOTAL TIME
Green	1	12	11:46.992
Red	0	0	0.000
Safety Car	0	0	0.000
FCY	0	0	0.000

BMCRC-MRO Championships 2025 - Rnd 1 @ Brands Hatch Indy

L&W BMCRC Rookie 600 & 1000

RACE 17 - STATISTICS

CLASS : 1000

9 Starters

Fastest Lap History

NO	NAME	LAP TIME	TIME OF DAY	LAP	VEHICLE
55	Mindaugas STORPIRSTIS	50.880	16:13:48.638	2	Honda CBR1000RR
55	Mindaugas STORPIRSTIS	50.801	16:14:39.440	3	Honda CBR1000RR
105	Tommy JONES	50.487	16:16:24.604	5	Kawasaki ZX10R

Leader History

NO	NAME	FROM LAP	LAPS LED	DISTANCE	VEHICLE
55	Mindaugas STORPIRSTIS	1	12	14.49 miles	Honda CBR1000RR

BMCRC-MRO Championships 2025 - Rnd 1 @ Brands Hatch Indy

L&W BMCRC Rookie 600 & 1000

RACE 17 - STATISTICS

CLASS : 600

12 Starters

Fastest Lap History

NO	NAME	LAP TIME	TIME OF DAY	LAP	VEHICLE
26	Daniel PRESTON	53.681	16:14:19.112	2	Triumph 675R
60	Dean NEAL	53.498	16:15:15.281	3	Kawasaki ZX6R 636
916	Adam FREWIN	53.302	16:16:07.620	4	Yamaha R6
60	Dean NEAL	52.661	16:16:07.942	4	Kawasaki ZX6R 636
26	Daniel PRESTON	52.411	16:21:26.041	10	Triumph 675R
60	Dean NEAL	52.223	16:21:27.366	10	Kawasaki ZX6R 636

Leader History

NO	NAME	FROM LAP	LAPS LED	DISTANCE	VEHICLE
26	Daniel PRESTON	1	7	8.45 miles	Triumph 675R
110	Sean GOSLING	8	1	1.20 miles	Yamaha R6
26	Daniel PRESTON	9	4	4.83 miles	Triumph 675R



BMCR F1 & F2 SIDECARS



BMCR-MRO Championships – Round 1
Brands Hatch Indy
15th/16th March 2025



SPORTS TIMING
TIMING SOLUTIONS LTD

Timing & Results Provided by Timing Solutions Ltd

www.tsl-timing.com



BrandsHatch

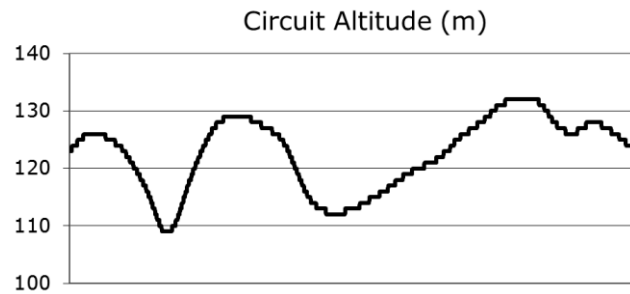
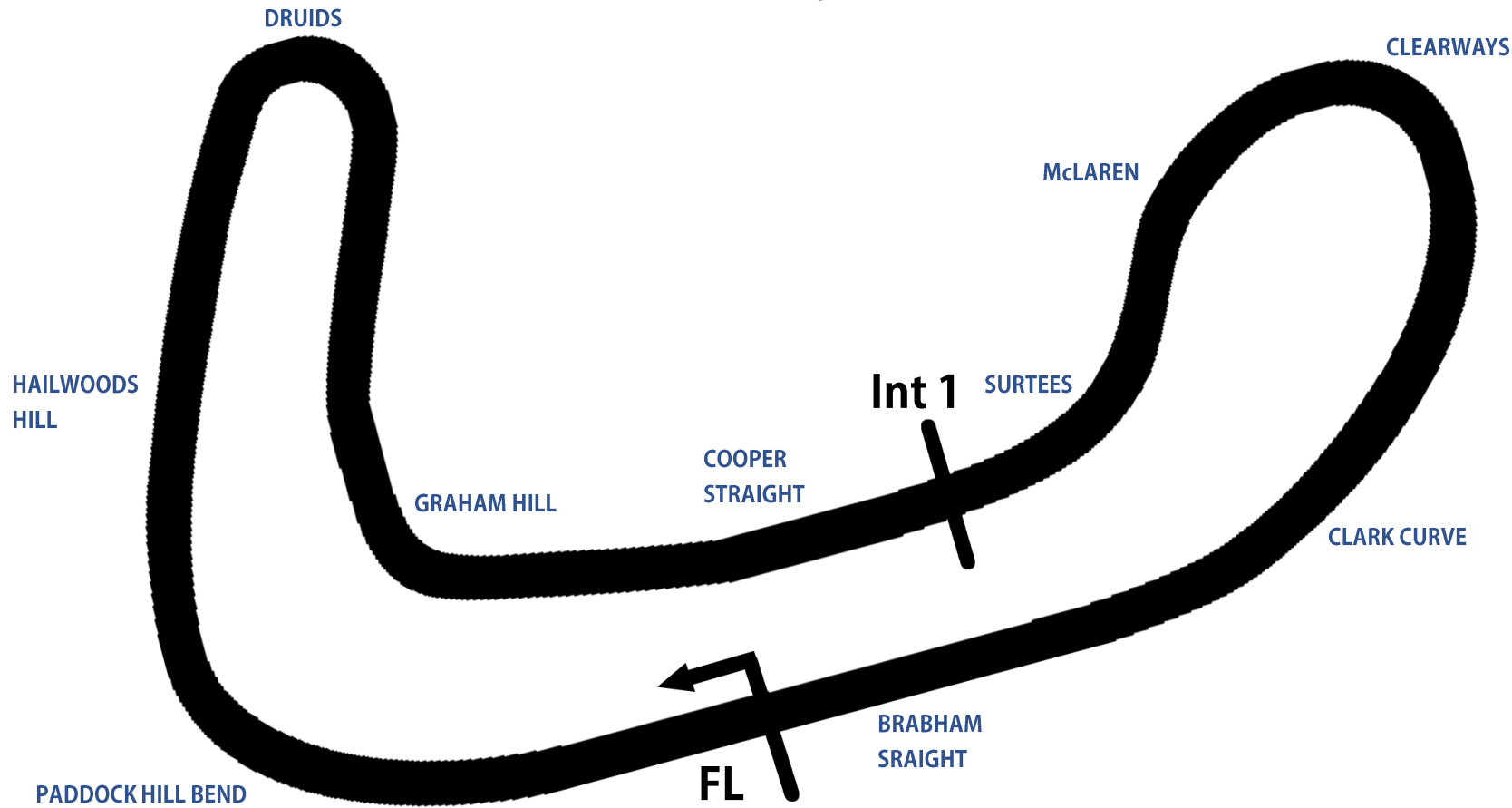
Brands Hatch Indy Circuit

Fawkham, Longfield, Kent, UK



SPORTS TIMING

TIMING SOLUTIONS LTD



Length	1.2079 miles 1.944 km 1944.0 m		
FL		51.36032 N	0.26032 E
Int 1	1112m	51.35934 N	0.25955 E
Pit Entry	1669m	51.35911 N	0.25743 E
Pit Exit	26m after FL	51.36017 N	0.26051 E
Pit Entry - Pit Exit	277m, 19.9s @ 50kph, 16.6s @ 60kph		

BMCRC-MRO Championships 2025 - Rnd 1 @ Brands Hatch Indy

BMCRC F1 & F2 Sidecars

QUALIFYING - CLASSIFICATION

POS	NO	CL	PIC	NAME	ENTRY	TIME	ON	LAPS	GAP	DIFF	MPH
1	91	F1	1	WILLIAMS / JANSSENS	F600 LCR - YAMAHA -	50.796	7	7			85.60
2	77	F2	1	REEVES / WILKES	LCR F2 YAMAHA - Carl Cox Motorsport	51.525	7	7	0.729	0.729	84.39
3	4	F1	2	PEACH / HOPE	LCR SIDECAR - Lifesafety Motorsport	53.158	5	7	2.362	1.633	81.80
4	9	F2	2	CLARKE / JOHNSON	CES YAMAHA R6 - Eddys Moto	53.917	9	9	3.121	0.759	80.65
5	27	F1	3	KIRBY / ASTLEY	ARS Yamaha F600 - KRT	54.046	9	9	3.250	0.129	80.46
6	97	F2	3	DAWSON / SIMS	Molyneux YAMAHA - Dawson Classic Motorcycles	54.174	6	7	3.378	0.128	80.27
7	65	F1	4	FAIERS / FOX	Dean Ryde YAMAHA R6 - AWracing ltd	54.240	7	11	3.444	0.066	80.17
8	11	F1	5	GILBERT / WINFIELD	Ryde 1000 - Angel Inn. Blyth	54.691	5	5	3.895	0.451	79.51
9	101	F1	6	WAKLEY / HILDIGE	Ryde F1 - WPS Racing - Assured Office Solutions Ltd	54.753	8	9	3.957	0.062	79.42
10	83	F2	4	BUCHANAN / EVANS	Kawasaki LUMLEY SIDECAR - Bull Inn Racing	54.784	11	11	3.988	0.031	79.37
11	100	F1	7	HOLLAND / STEVENS	- WPS Racing - Assured Office Solutions Ltd	54.958	6	6	4.162	0.174	79.12
12	69	F2	5	LAMBERT / JEVANS	Honda LCR - Graham Anne Ward	55.002	7	9	4.206	0.044	79.06
13	17	F2	6	THOMAS / SIGSWORTH	Ireson HONDA - Team Walters And Thomas Sidecar ra	55.351	5	10	4.555	0.349	78.56
14	666	F2	7	HANKS / KIRK	GLR Honda CBR 600 - JHM racing / Greg Lambert Rac	56.660	9	9	5.864	1.309	76.74
15	26	F2	8	KING / MILLER	Lumley Ireson F2 - Townsend Motors	57.257	5	6	6.461	0.597	75.94
16	48	F2	9	BINGHAM / FAIRHURST	Wintec/Ryde RYDE F2 - Wintec Racing/Ryde F2	57.298	10	10	6.502	0.041	75.89
17	58	F1	8	L. EASTELL / M. EASTELL	LCR YAMAHA - Lee Eastell Engineering services ltd	58.564	6	6	7.768	1.266	74.25
18	14	F1	9	BURNS / FAIRHURST	Yamaha F1 PRE INJECTION - MRB Fencing Doncaste	59.892	6	8	9.096	1.328	72.60
19	67	F1	10	C. MOSS / P. MOSS	Windle GSXR1000 - LifeSafety Motorsport - CharlieMos	1:01.767	3	6	10.971	1.875	70.40
20	13	F1	11	AUBREY / EDWARDS	Ireson SUZUKI - KW Racing	1:03.600	6	6	12.804	1.833	68.37
21	20	F2	10	DRISCOLL / HAYDEN	-	1:04.318	4	8	13.522	0.718	67.61
22	19	F1	12	MACBRIDE / EDWARDS	LCR YAMAHA 600 - Lifesafety Motorsport	1:08.607	6	8	17.811	4.289	63.38
23	167	F1	13	PETTMAN / LEECH	Baker 1000 YAMAHA - Wesso Racing	1:14.280	7	7	23.484	5.673	58.54
24	173	F2	11	OWEN / BARDSLEY	Ireson/Yamaha 600 -	1:23.430	6	6	32.634	9.150	52.12

Weather / Track : Cloudy / Dry

Date: 15/03/2025 Start: 09:30 Finish: 09:40

These results are provisional until the conclusion of any judicial and technical matters.

Brands Hatch Indy: 1.2079 miles

Clerk Of Course:

Timekeeper: Craig Smith



Results can be found at www.tsl-timing.com

Printed - 09:42 Saturday, 15 March 2025



BMCRC-MRO Championships 2025 - Rnd 1 @ Brands Hatch Indy

BMCRC F1 & F2 Sidecars

QUALIFYING - SECTOR ANALYSIS



SECTOR 1 = FL to I1, SECTOR 2 = I1 to FL, DIFF = Difference To Personal Best Lap, P = Crossed Finish Line in Pit Lane, D = Time Disallowed

P1 91 F1 WILLIAMS / JANSSENS		F600 LCR - YAMAHA -				
IDEAL LAP TIME : 50.619		BEST LAP TIME : 50.796				
		DIFFERENCE : 0.177				
LAP	SECTOR 1	SECTOR 2	LAP TIME	MPH	DIFF	TIME OF DAY
1 -	33.719	21.836	55.555	78.27	4.759	09:32:18.939
2 -	32.187	22.668	54.855	79.27	4.059	09:33:13.794
3 -	30.206	27.322	57.528	75.59	6.732	09:34:11.322
4 -	31.259	20.935	52.194	83.31	1.398	09:35:03.516
5 -	30.300	21.390	51.690 (2)	84.12	0.894	09:35:55.206
6 -	30.853	21.106	51.959 (3)	83.69	1.163	09:36:47.165
7 -	29.684	21.112	50.796 (1)	85.60		09:37:37.961

P2 77 F2 REEVES / WILKES		LCR F2 YAMAHA - Carl Cox Motorsport				
IDEAL LAP TIME : 51.240		BEST LAP TIME : 51.525				
		DIFFERENCE : 0.285				
LAP	SECTOR 1	SECTOR 2	LAP TIME	MPH	DIFF	TIME OF DAY
1 -	32.612	22.689	55.301	78.63	3.776	09:32:23.092
2 -	31.670	21.800	53.470	81.32	1.945	09:33:16.562
3 -	31.552	22.367	53.919	80.65	2.394	09:34:10.481
4 -	30.763	21.163	51.926 (2)	83.74	0.401	09:35:02.407
5 -	31.069	22.110	53.179	81.77	1.654	09:35:55.586
6 -	30.804	21.183	51.987 (3)	83.64	0.462	09:36:47.573
7 -	30.077	21.448	51.525 (1)	84.39		09:37:39.098

P3 4 F1 PEACH / HOPE		LCR SIDECAR - Lifesafety Motorsport				
IDEAL LAP TIME : 53.067		BEST LAP TIME : 53.158				
		DIFFERENCE : 0.091				
LAP	SECTOR 1	SECTOR 2	LAP TIME	MPH	DIFF	TIME OF DAY
1 -	36.285	23.187	59.472	73.12	6.314	09:32:42.595
2 -	34.081	21.740	55.821	77.90	2.663	09:33:38.416
3 -	32.201	23.998	56.199	77.37	3.041	09:34:34.615
4 -	32.005	23.551	55.556	78.27	2.398	09:35:30.171
5 -	31.882	21.276	53.158 (1)	81.80		09:36:23.329
6 -	31.791	21.593	53.384 (3)	81.45	0.226	09:37:16.713
7 -	31.923	21.448	53.371 (2)	81.47	0.213	09:38:10.084

P4 9 F2 CLARKE / JOHNSON		CES YAMAHA R6 - Eddys Moto				
IDEAL LAP TIME : 53.917		BEST LAP TIME : 53.917				
		DIFFERENCE : 0.000				
LAP	SECTOR 1	SECTOR 2	LAP TIME	MPH	DIFF	TIME OF DAY
1 -	OUTLAP	23.977	1:06.873	65.02	12.956	09:34:02.025
2 -	35.835	23.248	59.083	73.60	5.166	09:35:01.108
3 -	35.036	22.675	57.711	75.35	3.794	09:35:58.819
4 -	33.545	22.197	55.742	78.01	1.825	09:36:54.561
5 -	33.007	23.316	56.323	77.20	2.406	09:37:50.884
6 -	32.689	22.576	55.265	78.68	1.348	09:38:46.149
7 -	32.385	21.873	54.258 (2)	80.14	0.341	09:39:40.407
8 -	32.472	21.850	54.322 (3)	80.05	0.405	09:40:34.729
9 -	32.126	21.791	53.917 (1)	80.65		09:41:28.646

P5 27 F1 KIRBY / ASTLEY		ARS Yamaha F600 - KRT				
IDEAL LAP TIME : 53.933		BEST LAP TIME : 54.046				
		DIFFERENCE : 0.113				
LAP	SECTOR 1	SECTOR 2	LAP TIME	MPH	DIFF	TIME OF DAY
1 -	36.197	24.263	1:00.460	71.92	6.414	09:32:23.436
2 -	33.410	23.314	56.724	76.66	2.678	09:33:20.160
3 -	33.217	23.007	56.224	77.34	2.178	09:34:16.384
4 -	35.458	22.740	58.198	74.72	4.152	09:35:14.582
5 -	32.493	22.639	55.132 (2)	78.87	1.086	09:36:09.714
6 -	37.048	IN PIT	2:39.173 P	27.31	1:45.127	09:38:48.887
7 -	OUTLAP	23.525	1:03.721	68.24	9.675	09:39:52.608
8 -	33.622	22.145	55.767 (3)	77.97	1.721	09:40:48.375
9 -	31.788	22.258	54.046 (1)	80.46		09:41:42.421

BMCRC-MRO Championships 2025 - Rnd 1 @ Brands Hatch Indy

BMCRC F1 & F2 Sidecars

QUALIFYING - SECTOR ANALYSIS



SECTOR 1 = FL to I1, SECTOR 2 = I1 to FL, DIFF = Difference To Personal Best Lap, P = Crossed Finish Line in Pit Lane, D = Time Disallowed

P6 97 F2		DAWSON / SIMS		Molyneux YAMAHA - Dawson Classic Motorcycles			
IDEAL LAP TIME : 53.973		BEST LAP TIME : 54.174		DIFFERENCE : 0.201			
LAP	SECTOR 1	SECTOR 2	LAP TIME	MPH	DIFF	TIME OF DAY	
1 -	37.935	24.527	1:02.462	69.61	8.288	09:32:41.557	
2 -	33.103	22.930	56.033	77.60	1.859	09:33:37.590	
3 -	32.099	23.285	55.384	78.51	1.210	09:34:32.974	
4 -	32.519	22.595	55.114	78.90	0.940	09:35:28.088	
5 -	32.981	21.874	54.855 (3)	79.27	0.681	09:36:22.943	
6 -	32.137	22.037	54.174 (1)	80.27		09:37:17.117	
7 -	32.564	22.186	54.750 (2)	79.42	0.576	09:38:11.867	

P7 65 F1		FAIERS / FOX		Dean Ryde YAMAHA R6 - AW Racing Ltd			
IDEAL LAP TIME : 54.061		BEST LAP TIME : 54.240		DIFFERENCE : 0.179			
LAP	SECTOR 1	SECTOR 2	LAP TIME	MPH	DIFF	TIME OF DAY	
1 -	34.574	23.390	57.964	75.02	3.724	09:32:18.287	
2 -	33.823	22.845	56.668	76.73	2.428	09:33:14.955	
3 -	32.961	23.751	56.712	76.67	2.472	09:34:11.667	
4 -	32.296	23.123	55.419	78.46	1.179	09:35:07.086	
5 -	32.035	22.779	54.814	79.33	0.574	09:36:01.900	
6 -	32.296	22.592	54.888	79.22	0.648	09:36:56.788	
7 -	31.719	22.521	54.240 (1)	80.17		09:37:51.028	
8 -	32.948	22.632	55.580	78.24	1.340	09:38:46.608	
9 -	34.864	22.580	57.444	75.70	3.204	09:39:44.052	
10 -	32.085	22.664	54.749 (3)	79.42	0.509	09:40:38.801	
11 -	32.085	22.342	54.427 (2)	79.89	0.187	09:41:33.228	

P8 11 F1		GILBERT / WINFIELD		Ryde 1000 - Angel Inn. Blyth			
IDEAL LAP TIME : 54.691		BEST LAP TIME : 54.691		DIFFERENCE : 0.000			
LAP	SECTOR 1	SECTOR 2	LAP TIME	MPH	DIFF	TIME OF DAY	
1 -	39.514	24.636	1:04.150	67.78	9.459	09:32:46.698	
2 -	35.670	23.266	58.936	73.78	4.245	09:33:45.634	
3 -	33.276	22.550	55.826 (2)	77.89	1.135	09:34:41.460	
4 -	33.526	22.548	56.074 (3)	77.55	1.383	09:35:37.534	
5 -	32.575	22.116	54.691 (1)	79.51		09:36:32.225	

P9 101 F1		WAKLEY / HILDIGE		Ryde F1 - WPS Racing - Assured Office Solutions Ltd			
IDEAL LAP TIME : 54.066		BEST LAP TIME : 54.753		DIFFERENCE : 0.687			
LAP	SECTOR 1	SECTOR 2	LAP TIME	MPH	DIFF	TIME OF DAY	
1 -	39.448	25.086	1:04.534	67.38	9.781	09:32:38.906	
2 -	34.060	22.929	56.989	76.30	2.236	09:33:35.895	
3 -	32.816	25.630	58.446	74.40	3.693	09:34:34.341	
4 -	32.823	23.566	56.389	77.11	1.636	09:35:30.730	
5 -	32.929	21.934	54.863 (2)	79.26	0.110	09:36:25.593	
6 -	33.070	IN PIT	1:55.496 P	37.65	1:00.743	09:38:21.089	
7 -	OUTLAP	22.318	59.332	73.29	4.579	09:39:20.421	
8 -	32.385	22.368	54.753 (1)	79.42		09:40:15.174	
9 -	32.132	22.795	54.927 (3)	79.17	0.174	09:41:10.101	

BMCRC-MRO Championships 2025 - Rnd 1 @ Brands Hatch Indy

BMCRC F1 & F2 Sidecars

QUALIFYING - SECTOR ANALYSIS



SECTOR 1 = FL to I1, SECTOR 2 = I1 to FL, DIFF = Difference To Personal Best Lap, P = Crossed Finish Line in Pit Lane, D = Time Disallowed

P10 83 F2		BUCHANAN / EVANS		Kawasaki LUMLEY SIDECAR - Bull Inn Racing			
IDEAL LAP TIME : 54.784		BEST LAP TIME : 54.784		DIFFERENCE : 0.000			
LAP	SECTOR 1	SECTOR 2	LAP TIME	MPH	DIFF	TIME OF DAY	
1 -	35.972	23.915	59.887	72.61	5.103	09:32:28.319	
2 -	33.844	23.525	57.369	75.80	2.585	09:33:25.688	
3 -	33.630	23.001	56.631	76.78	1.847	09:34:22.319	
4 -	32.982	23.678	56.660	76.74	1.876	09:35:18.979	
5 -	32.656	22.697	55.353 (2)	78.56	0.569	09:36:14.332	
6 -	32.513	23.286	55.799	77.93	1.015	09:37:10.131	
7 -	32.573	23.007	55.580	78.24	0.796	09:38:05.711	
8 -	32.451	23.080	55.531	78.30	0.747	09:39:01.242	
9 -	32.485	23.014	55.499 (3)	78.35	0.715	09:39:56.741	
10 -	33.226	23.009	56.235	77.32	1.451	09:40:52.976	
11 -	32.371	22.413	54.784 (1)	79.37		09:41:47.760	

P11 100 F1		HOLLAND / STEVENS		- WPS Racing - Assured Office Solutions Ltd			
IDEAL LAP TIME : 54.958		BEST LAP TIME : 54.958		DIFFERENCE : 0.000			
LAP	SECTOR 1	SECTOR 2	LAP TIME	MPH	DIFF	TIME OF DAY	
1 -	39.437	24.846	1:04.283	67.64	9.325	09:32:38.424	
2 -	35.600	23.712	59.312 (3)	73.31	4.354	09:33:37.736	
3 -	34.375	IN PIT	2:58.264 P	24.39	2:03.306	09:36:36.000	
4 -	OUTLAP	22.704	1:03.714	68.25	8.756	09:37:39.714	
5 -	32.864	22.800	55.664 (2)	78.12	0.706	09:38:35.378	
6 -	32.519	22.439	54.958 (1)	79.12		09:39:30.336	

P12 69 F2		LAMBERT / JEVANS		Honda LCR - Graham Anne Ward			
IDEAL LAP TIME : 55.002		BEST LAP TIME : 55.002		DIFFERENCE : 0.000			
LAP	SECTOR 1	SECTOR 2	LAP TIME	MPH	DIFF	TIME OF DAY	
1 -	OUTLAP	24.154	1:02.110	70.01	7.108	09:33:13.921	
2 -	33.722	24.177	57.899	75.10	2.897	09:34:11.820	
3 -	33.253	22.761	56.014	77.63	1.012	09:35:07.834	
4 -	32.798	22.589	55.387 (3)	78.51	0.385	09:36:03.221	
5 -	33.216	IN PIT	1:16.355 P	56.95	21.353	09:37:19.576	
6 -	OUTLAP	22.528	56.550	76.89	1.548	09:38:16.126	
7 -	32.543	22.459	55.002 (1)	79.06		09:39:11.128	
8 -	32.586	22.541	55.127 (2)	78.88	0.125	09:40:06.255	
9 -	33.396	22.732	56.128	77.47	1.126	09:41:02.383	

P13 17 F2		THOMAS / SIGSWORTH		Ireson HONDA - Team Walters And Thomas Sidecar racing			
IDEAL LAP TIME : 55.264		BEST LAP TIME : 55.351		DIFFERENCE : 0.087			
LAP	SECTOR 1	SECTOR 2	LAP TIME	MPH	DIFF	TIME OF DAY	
1 -	39.143	25.307	1:04.450	67.47	9.099	09:32:39.946	
2 -	36.743	24.150	1:00.893	71.41	5.542	09:33:40.839	
3 -	34.988	22.470	57.458	75.68	2.107	09:34:38.297	
4 -	34.005	23.519	57.524	75.59	2.173	09:35:35.821	
5 -	33.349	22.002	55.351 (1)	78.56		09:36:31.172	
6 -	33.523	22.296	55.819 (3)	77.90	0.468	09:37:26.991	
7 -	33.544	22.782	56.326	77.20	0.975	09:38:23.317	
8 -	33.840	22.660	56.500	76.96	1.149	09:39:19.817	
9 -	33.804	22.381	56.185	77.39	0.834	09:40:16.002	
10 -	33.262	22.513	55.775 (2)	77.96	0.424	09:41:11.777	

BMCRC-MRO Championships 2025 - Rnd 1 @ Brands Hatch Indy

BMCRC F1 & F2 Sidecars

QUALIFYING - SECTOR ANALYSIS



SECTOR 1 = FL to I1, SECTOR 2 = I1 to FL, DIFF = Difference To Personal Best Lap, P = Crossed Finish Line in Pit Lane, D = Time Disallowed

P14 666 F2 HANKS / KIRK		GLR Honda CBR 600 - JHM racing / Greg Lambert Racing				
IDEAL LAP TIME : 56.611		BEST LAP TIME : 56.660		DIFFERENCE : 0.049		
LAP	SECTOR 1	SECTOR 2	LAP TIME	MPH	DIFF	TIME OF DAY
1 -	OUTLAP	24.986	1:11.153	61.11	14.493	09:33:57.320
2 -	35.709	23.810	59.519	73.06	2.859	09:34:56.839
3 -	35.155	23.752	58.907	73.82	2.247	09:35:55.746
4 -	34.201	22.956	57.157 (3)	76.08	0.497	09:36:52.903
5 -	34.856	23.572	58.428	74.42	1.768	09:37:51.331
6 -	36.225	22.846	59.071	73.61	2.411	09:38:50.402
7 -	35.574	23.371	58.945	73.77	2.285	09:39:49.347
8 -	34.289	22.788	57.077 (2)	76.18	0.417	09:40:46.424
9 -	33.823	22.837	56.660 (1)	76.74		09:41:43.084

P15 26 F2 KING / MILLER		Lumley Ireson F2 - Townsend Motors				
IDEAL LAP TIME : 57.257		BEST LAP TIME : 57.257		DIFFERENCE : 0.000		
LAP	SECTOR 1	SECTOR 2	LAP TIME	MPH	DIFF	TIME OF DAY
1 -	38.838	24.967	1:03.805	68.15	6.548	09:32:41.811
2 -	35.734	23.785	59.519	73.06	2.262	09:33:41.330
3 -	35.124	23.489	58.613 (3)	74.19	1.356	09:34:39.943
4 -	34.894	23.750	58.644	74.15	1.387	09:35:38.587
5 -	34.110	23.147	57.257 (1)	75.94		09:36:35.844
6 -	34.518	23.420	57.938 (2)	75.05	0.681	09:37:33.782

P16 48 F2 BINGHAM / FAIRHURST		Wintec/Ryde RYDE F2 - Wintec Racing/Ryde F2				
IDEAL LAP TIME : 57.084		BEST LAP TIME : 57.298		DIFFERENCE : 0.214		
LAP	SECTOR 1	SECTOR 2	LAP TIME	MPH	DIFF	TIME OF DAY
1 -	40.997	24.958	1:05.955	65.93	8.657	09:32:46.327
2 -	37.272	25.004	1:02.276	69.82	4.978	09:33:48.603
3 -	35.472	23.878	59.350	73.27	2.052	09:34:47.953
4 -	36.816	24.348	1:01.164	71.09	3.866	09:35:49.117
5 -	34.851	23.462	58.313	74.57	1.015	09:36:47.430
6 -	35.960	23.282	59.242	73.40	1.944	09:37:46.672
7 -	34.838	24.406	59.244	73.40	1.946	09:38:45.916
8 -	35.222	23.025	58.247 (3)	74.65	0.949	09:39:44.163
9 -	34.142	23.688	57.830 (2)	75.19	0.532	09:40:41.993
10 -	34.059	23.239	57.298 (1)	75.89		09:41:39.291

P17 58 F1 L. EASTELL / M. EASTELL		LCR YAMAHA - Lee Eastell Engineering services ltd				
IDEAL LAP TIME : 58.424		BEST LAP TIME : 58.564		DIFFERENCE : 0.140		
LAP	SECTOR 1	SECTOR 2	LAP TIME	MPH	DIFF	TIME OF DAY
1 -	36.843	25.003	1:01.846	70.31	3.282	09:32:28.473
2 -	36.217	24.190	1:00.407 (3)	71.98	1.843	09:33:28.880
3 -	37.968	24.238	1:02.206	69.90	3.642	09:34:31.086
4 -	34.625	24.159	58.784 (2)	73.97	0.220	09:35:29.870
5 -	34.900	26.585	1:01.485	70.72	2.921	09:36:31.355
6 -	34.765	23.799	58.564 (1)	74.25		09:37:29.919

P18 14 F1 BURNS / FAIRHURST		Yamaha F1 PRE INJECTION - MRB Fencing Doncaster				
IDEAL LAP TIME : 59.609		BEST LAP TIME : 59.892		DIFFERENCE : 0.283		
LAP	SECTOR 1	SECTOR 2	LAP TIME	MPH	DIFF	TIME OF DAY
1 -	39.488	24.685	1:04.173	67.76	4.281	09:32:44.181
2 -	37.312	24.416	1:01.728	70.44	1.836	09:33:45.909
3 -	36.388	24.731	1:01.119	71.14	1.227	09:34:47.028
4 -	37.553	24.888	1:02.441	69.64	2.549	09:35:49.469
5 -	37.382	24.107	1:01.489	70.72	1.597	09:36:50.958
6 -	35.838	24.054	59.892 (1)	72.60		09:37:50.850
7 -	36.791	23.771	1:00.562 (2)	71.80	0.670	09:38:51.412
8 -	36.627	24.005	1:00.632 (3)	71.72	0.740	09:39:52.044

BMCRC-MRO Championships 2025 - Rnd 1 @ Brands Hatch Indy

BMCRC F1 & F2 Sidecars

QUALIFYING - SECTOR ANALYSIS



SECTOR 1 = FL to I1, SECTOR 2 = I1 to FL, DIFF = Difference To Personal Best Lap, P = Crossed Finish Line in Pit Lane, D = Time Disallowed

P19 67 F1 C. MOSS / P. MOSS		Windle GSXR1000 - LifeSafety Motorsport - CharlieMossRacing				
IDEAL LAP TIME : 1:01.739		BEST LAP TIME : 1:01.767		DIFFERENCE : 0.028		
LAP	SECTOR 1	SECTOR 2	LAP TIME	MPH	DIFF	TIME OF DAY
1 -	OUTLAP	25.434	1:06.622	65.27	4.855	09:33:02.413
2 -	37.975	25.515	1:03.490	68.49	1.723	09:34:05.903
3 -	37.080	24.687	1:01.767 (1)	70.40		09:35:07.670
4 -	37.205	25.180	1:02.385 (2)	69.70	0.618	09:36:10.055
5 -	37.052	26.577	1:03.629	68.34	1.862	09:37:13.684
6 -	37.565	25.109	1:02.674 (3)	69.38	0.907	09:38:16.358

P20 13 F1 AUBREY / EDWARDS		Ireson SUZUKI - KW Racing				
IDEAL LAP TIME : 1:03.600		BEST LAP TIME : 1:03.600		DIFFERENCE : 0.000		
LAP	SECTOR 1	SECTOR 2	LAP TIME	MPH	DIFF	TIME OF DAY
1 -	43.270	27.238	1:10.508	61.67	6.908	09:32:40.960
2 -	41.780	26.536	1:08.316	63.65	4.716	09:33:49.276
3 -	40.765	25.888	1:06.653 (2)	65.24	3.053	09:34:55.929
4 -	41.221	25.733	1:06.954 (3)	64.94	3.354	09:36:02.883
5 -	40.063	27.400	1:07.463	64.45	3.863	09:37:10.346
6 -	38.680	24.920	1:03.600 (1)	68.37		09:38:13.946

P21 20 F2 DRISCOLL / HAYDEN		-				
IDEAL LAP TIME : 1:03.444		BEST LAP TIME : 1:04.318		DIFFERENCE : 0.874		
LAP	SECTOR 1	SECTOR 2	LAP TIME	MPH	DIFF	TIME OF DAY
1 -	OUTLAP	27.895	1:15.430	57.65	11.112	09:33:24.718
2 -	43.309	27.467	1:10.776	61.44	6.458	09:34:35.494
3 -	40.993	26.032	1:07.025	64.88	2.707	09:35:42.519
4 -	38.512	25.806	1:04.318 (1)	67.61		09:36:46.837
5 -	38.896	25.721	1:04.617 (2)	67.29	0.299	09:37:51.454
6 -	38.303	26.464	1:04.767 (3)	67.14	0.449	09:38:56.221
7 -	41.152	25.141	1:06.293	65.59	1.975	09:40:02.514
8 -	39.534	26.536	1:06.070	65.81	1.752	09:41:08.584

P22 19 F1 MACBRIDE / EDWARDS		LCR YAMAHA 600 - Lifesafety Motorsport				
IDEAL LAP TIME : 1:07.558		BEST LAP TIME : 1:08.607		DIFFERENCE : 1.049		
LAP	SECTOR 1	SECTOR 2	LAP TIME	MPH	DIFF	TIME OF DAY
1 -	44.602	28.765	1:13.367	59.27	4.760	09:33:00.563
2 -	41.805	29.994	1:11.799	60.56	3.192	09:34:12.362
3 -	42.203	27.959	1:10.162	61.97	1.555	09:35:22.524
4 -	41.764	27.023	1:08.787 (3)	63.21	0.180	09:36:31.311
5 -	40.535	28.120	1:08.655 (2)	63.33	0.048	09:37:39.966
6 -	40.885	27.722	1:08.607 (1)	63.38		09:38:48.573
7 -	41.331	28.377	1:09.708	62.38	1.101	09:39:58.281
8 -	42.298	27.866	1:10.164	61.97	1.557	09:41:08.445

P23 167 F1 PETTMAN / LEECH		Baker 1000 YAMAHA - Wesso Racing				
IDEAL LAP TIME : 1:14.280		BEST LAP TIME : 1:14.280		DIFFERENCE : 0.000		
LAP	SECTOR 1	SECTOR 2	LAP TIME	MPH	DIFF	TIME OF DAY
1 -	48.241	32.385	1:20.626	53.93	6.346	09:33:20.264
2 -	47.408	32.217	1:19.625	54.61	5.345	09:34:39.889
3 -	45.969	31.337	1:17.306	56.25	3.026	09:35:57.195
4 -	45.005	30.304	1:15.309	57.74	1.029	09:37:12.504
5 -	45.228	29.883	1:15.111 (3)	57.89	0.831	09:38:27.615
6 -	45.002	30.082	1:15.084 (2)	57.91	0.804	09:39:42.699
7 -	44.716	29.564	1:14.280 (1)	58.54		09:40:56.979

BMCRC-MRO Championships 2025 - Rnd 1 @ Brands Hatch Indy

BMCRC F1 & F2 Sidecars

QUALIFYING - SECTOR ANALYSIS



SECTOR 1 = FL to I1, SECTOR 2 = I1 to FL, DIFF = Difference To Personal Best Lap, P = Crossed Finish Line in Pit Lane, D = Time Disallowed

P24		173 F2		OWEN / BARDSLEY		Ireson/Yamaha 600 -	
IDEAL LAP TIME : 1:23.044		BEST LAP TIME : 1:23.430		DIFFERENCE : 0.386			
LAP	SECTOR 1	SECTOR 2	LAP TIME	MPH	DIFF	TIME OF DAY	
1 -	OUTLAP	33.614	1:29.438	48.62	6.008	09:34:14.169	
2 -	50.934	37.316	1:28.250	49.27	4.820	09:35:42.419	
3 -	52.373	33.539	1:25.912	50.61	2.482	09:37:08.331	
4 -	52.239	32.971	1:25.210 (3)	51.03	1.780	09:38:33.541	
5 -	51.546	33.492	1:25.038 (2)	51.13	1.608	09:39:58.579	
6 -	50.073	33.357	1:23.430 (1)	52.12		09:41:22.009	

BMCRC-MRO Championships 2025 - Rnd 1 @ Brands Hatch Indy

BMCRC F1 & F2 Sidecars

QUALIFYING - BEST SECTORS

POS	SECTOR 1		SECTOR 2		IDEAL / BEST COMPARISON						
	NO	TIME	NO	TIME	POS	NO	NAME	IDEAL	BEST	DIFF	
								PERFECT LAP	50.619		
1	91	29.684	91	20.935	1	91	WILLIAMS / JANSSENS	50.619	50.796	0.177	
2	77	30.077	77	21.163	2	77	REEVES / WILKES	51.240	51.525	0.285	
3	65	31.719	4	21.276	3	4	PEACH / HOPE	53.067	53.158	0.091	
4	27	31.788	9	21.791	4	9	CLARKE / JOHNSON	53.917	53.917	0.000	
5	4	31.791	97	21.874	5	27	KIRBY / ASTLEY	53.933	54.046	0.113	
6	97	32.099	101	21.934	6	97	DAWSON / SIMS	53.973	54.174	0.201	
7	9	32.126	17	22.002	7	65	FAIERS / FOX	54.061	54.240	0.179	
8	101	32.132	11	22.116	8	101	WAKLEY / HILDIGE	54.066	54.753	0.687	
9	83	32.371	27	22.145	9	11	GILBERT / WINFIELD	54.691	54.691	0.000	
10	100	32.519	65	22.342	10	83	BUCHANAN / EVANS	54.784	54.784	0.000	
11	69	32.543	83	22.413	11	100	HOLLAND / STEVENS	54.958	54.958	0.000	
12	11	32.575	100	22.439	12	69	LAMBERT / JEVANS	55.002	55.002	0.000	
13	17	33.262	69	22.459	13	17	THOMAS / SIGSWORTH	55.264	55.351	0.087	
14	666	33.823	666	22.788	14	666	HANKS / KIRK	56.611	56.660	0.049	
15	48	34.059	48	23.025	15	48	BINGHAM / FAIRHURST	57.084	57.298	0.214	
16	26	34.110	26	23.147	16	26	KING / MILLER	57.257	57.257	0.000	
17	58	34.625	14	23.771	17	58	L. EASTELL / M. EASTELL	58.424	58.564	0.140	
18	14	35.838	58	23.799	18	14	BURNS / FAIRHURST	59.609	59.892	0.283	
19	67	37.052	67	24.687	19	67	C. MOSS / P. MOSS	1:01.739	1:01.767	0.028	
20	20	38.303	13	24.920	20	20	DRISCOLL / HAYDEN	1:03.444	1:04.318	0.874	
21	13	38.680	20	25.141	21	13	AUBREY / EDWARDS	1:03.600	1:03.600	0.000	
22	19	40.535	19	27.023	22	19	MACBRIDE / EDWARDS	1:07.558	1:08.607	1.049	
23	167	44.716	167	29.564	23	167	PETTMAN / LEECH	1:14.280	1:14.280	0.000	
24	173	50.073	173	32.971	24	173	OWEN / BARDSLEY	1:23.044	1:23.430	0.386	

BMCRC-MRO Championships 2025 - Rnd 1 @ Brands Hatch Indy

BMCRC F1 & F2 Sidecars

QUALIFYING - STATISTICS

Competitors Started 24
Planned Start 2025-03-15 @ 09:26:00.000
Actual Start 2025-03-15 @ 09:30:53.157
Finish Time 2025-03-15 @ 09:40:53.950
Track Length 1.2079mi.
Total Laps 187
Total Distance Covered 225.8858mi.

Session Fastest Lap History

NO	CL	NAME	LAP TIME	TIME OF DAY	LAP	VEHICLE
65	F1	FAIERS / FOX	57.964	09:32:18.302	1	Dean Ryde YAMAHA R6
91	F1	WILLIAMS / JANSSENS	55.555	09:32:18.954	1	F600 LCR - YAMAHA
77	F2	REEVES / WILKES	55.301	09:32:23.112	1	LCR F2 YAMAHA
91	F1	WILLIAMS / JANSSENS	54.855	09:33:13.811	2	F600 LCR - YAMAHA
77	F2	REEVES / WILKES	53.470	09:33:16.580	2	LCR F2 YAMAHA
77	F2	REEVES / WILKES	51.926	09:35:02.426	4	LCR F2 YAMAHA
91	F1	WILLIAMS / JANSSENS	51.690	09:35:55.222	5	F600 LCR - YAMAHA
91	F1	WILLIAMS / JANSSENS	50.796	09:37:37.978	7	F600 LCR - YAMAHA

Flag History

TYPE	TIME OF DAY
GREEN	09:30:53.157
FINISH	09:40:53.950

Flag Statistics

TYPE	COUNT	TOTAL LAPS	TOTAL TIME
Green	1	11	11:01.566
Red	0	0	0.000
Safety Car	0	0	0.000
FCY	0	0	0.000

BMCRC-MRO Championships 2025 - Rnd 1 @ Brands Hatch Indy

BMCRC F1 & F2 Sidecars

QUALIFYING - STATISTICS

CLASS : F1

13 Starters

Fastest Lap History

NO	NAME	LAP TIME	TIME OF DAY	LAP	VEHICLE
65	FAIERS / FOX	57.964	09:32:18.302	1	Dean Ryde YAMAHA R6
91	WILLIAMS / JANSSENS	55.555	09:32:18.954	1	F600 LCR - YAMAHA
91	WILLIAMS / JANSSENS	54.855	09:33:13.811	2	F600 LCR - YAMAHA
91	WILLIAMS / JANSSENS	52.194	09:35:03.531	4	F600 LCR - YAMAHA
91	WILLIAMS / JANSSENS	51.690	09:35:55.222	5	F600 LCR - YAMAHA
91	WILLIAMS / JANSSENS	50.796	09:37:37.978	7	F600 LCR - YAMAHA

BMCRC-MRO Championships 2025 - Rnd 1 @ Brands Hatch Indy

BMCRC F1 & F2 Sidecars

QUALIFYING - STATISTICS

CLASS : F2

11 Starters

Fastest Lap History

NO	NAME	LAP TIME	TIME OF DAY	LAP	VEHICLE
77	REEVES / WILKES	55.301	09:32:23.112	1	LCR F2 YAMAHA
77	REEVES / WILKES	53.470	09:33:16.580	2	LCR F2 YAMAHA
77	REEVES / WILKES	51.926	09:35:02.426	4	LCR F2 YAMAHA
77	REEVES / WILKES	51.525	09:37:39.118	7	LCR F2 YAMAHA

BMCRC-MRO Championships 2025 - Rnd 1 @ Brands Hatch Indy

BMCRC F1 & F2 Sidecars

RACE 3 - GRID (9 Laps)

ROW 13	26	266	CROWE / PARKER	25	32	W.SMITH / A.SMITH
ROW 12	24	173	OWEN / BARDSLEY	23	167	PETTMAN / LEECH
ROW 11	22	19	MACBRIDE / EDWARDS	21	20	DRISCOLL / HAYDEN
ROW 10	20	13	AUBREY / EDWARDS	19	67	C. MOSS / P. MOSS
ROW 9	18	14	BURNS / FAIRHURST	17	58	L. EASTELL / M. EASTELL
ROW 8	16	48	BINGHAM / FAIRHURST	15	26	KING / MILLER
ROW 7	14	666	HANKS / KIRK	13	17	THOMAS / SIGSWORTH
ROW 6	12	69	LAMBERT / JEVANS	11	100	HOLLAND / STEVENS
ROW 5	10	83	BUCHANAN / EVANS	9	101	WAKLEY / HILDIGE
ROW 4	8	11	GILBERT / WINFIELD	7	65	FAIERS / FOX
ROW 3	6	97	DAWSON / SIMS	5	27	KIRBY / ASTLEY
ROW 2	4	9	CLARKE / JOHNSON	3	4	PEACH / HOPE
ROW 1	2	77	REEVES / WILKES	1	91	WILLIAMS / JANSSENS
Pole						

These results are provisional until the conclusion of any judicial and technical matters.

Brands Hatch Indy: 1.2079 miles

Clerk Of Course:

Timekeeper:

Craig Smith



Results can be found at www.tsl-timing.com

Printed - 09:43 Saturday, 15 March 2025



BMCRC-MRO Championships 2025 - Rnd 1 @ Brands Hatch Indy

BMCRC F1 & F2 Sidecars

RACE 3 - CLASSIFICATION

Race Distance: 9 Laps / 10.87 miles

POS	NO	CL	PIC	NAME	ENTRY	LAPS	TIME	GAP	DIFF	MPH	BEST	ON	GRD	↑↓
1	91	F1	1	WILLIAMS / JANSSENS	F600 LCR - YAMAHA -	9	7:50.110			83.25	50.547	7	1	0
2	9	F2	1	CLARKE / JOHNSON	CES YAMAHA R6 - Eddys Moto	9	8:09.058	18.948	18.948	80.02	52.908	9	4	2
3	27	F1	2	KIRBY / ASTLEY	ARS Yamaha F600 - KRT	9	8:13.230	23.120	4.172	79.34	53.233	3	5	2
4	4	F1	3	PEACH / HOPE	LCR SIDECAR - Lifesafety Motorsport	9	8:13.585	23.475	0.355	79.29	53.562	3	3	-1
5	97	F2	2	DAWSON / SIMS	Molyneux YAMAHA - Dawson Classic Motorcycles	9	8:15.678	25.568	2.093	78.95	53.615	3	6	1
6	11	F1	4	GILBERT / WINFIELD	Ryde 1000 - Angel Inn. Blyth	9	8:19.842	29.732	4.164	78.29	54.386	3	8	2
7	65	F1	5	FAIERS / FOX	Dean Ryde YAMAHA R6 - AWracing Ltd	9	8:19.885	29.775	0.043	78.29	53.867	8	7	0
8	101	F1	6	WAKLEY / HILDIGE	Ryde F1 - WPS Racing - Assured Office Solutions Ltd	9	8:20.181	30.071	0.296	78.24	53.237	9	9	1
9	83	F2	3	BUCHANAN / EVANS	Kawasaki LUMLEY SIDECAR - Bull Inn Racing	9	8:24.245	34.135	4.064	77.61	54.679	3	10	1
10	69	F2	4	LAMBERT / JEVANS	Honda LCR - Graham Anne Ward	9	8:27.042	36.932	2.797	77.18	54.674	7	12	2
11	23	F2	5	THOMAS / SIGSWORTH	Ireson HONDA - Team Walters And Thomas Sidecar racing	9	8:27.626	37.516	0.584	77.09	54.770	7	13	2
12	100	F1	7	HOLLAND / STEVENS	- WPS Racing - Assured Office Solutions Ltd	9	8:33.943	43.833	6.317	76.15	54.965	9	11	-1
13	666	F2	6	HANKS / KIRK	GLR Honda CBR 600 - JHM racing / Greg Lambert Racing	8	7:50.252	1 Lap	1 Lap	73.97	57.351	6	14	1
14	14	F1	8	BURNS / FAIRHURST	Yamaha F1 PRE INJECTION - MRB Fencing Doncaster	8	7:52.975	1 Lap	2.723	73.55	57.013	8	18	4
15	26	F2	7	KING / MILLER	Lumley Ireson F2 - Townsend Motors	8	7:55.421	1 Lap	2.446	73.17	57.716	6	15	0
16	20	F2	8	DRISCOLL / HAYDEN	-	7	8:05.363	2 Laps	1 Lap	62.71	1:03.407	7	21	5
17	19	F1	9	MACBRIDE / EDWARDS	LCR YAMAHA 600 - Lifesafety Motorsport	7	8:10.357	2 Laps	4.994	62.07	1:07.171	2	22	5
18	167	F1	10	PETTMAN / LEECH	Baker 1000 YAMAHA - Wesso Racing	6	7:51.645	3 Laps	1 Lap	55.32	1:14.363	4	23	5

NOT CLASSIFIED

DNF	77	F1		REEVES / WILKES	LCR F2 YAMAHA - Carl Cox Motorsport	5	4:23.129	4 Laps	1 Lap	82.63	50.722	5	2	
DNF	67	F1		C. MOSS / P. MOSS	Windle GSXR1000 - LifeSafety Motorsport - CharlieMossRac	5	5:39.740	4 Laps	1:16.611	63.99	1:02.823	4	19	
DNF	173	F2		OWEN / BARDSLEY	Ireson/Yamaha 600 -	3	5:13.072	6 Laps	2 Laps	41.67	1:30.457	3	24	
DNF	48	F2		BINGHAM / FAIRHURST	Wintec/Ryde RYDE F2 - Wintec Racing/Ryde F2	2	2:06.141	7 Laps	1 Lap	68.94	58.525	2	16	
DNF	58	F1		L. EASTELL / M. EASTELL	LCR YAMAHA - Lee Eastell Engineering services Ltd	2	2:14.212	7 Laps	8.071	64.80	1:00.300	2	17	
DNF	13	F1		AUBREY / EDWARDS	Ireson SUZUKI - KW Racing	1	1:00.307	8 Laps	1 Lap	72.10			20	
DNF	32	F1		W.SMITH / A.SMITH	- TTSR Ltd	0							25	

FASTEST LAP

91	F1	WILLIAMS / JANSSENS	F600 LCR - YAMAHA -	7	50.547	86.03 mph	138.45 kph
9	F2	CLARKE / JOHNSON	CES YAMAHA R6 - Eddys Moto	9	52.908	82.19 mph	132.27 kph

Class F1 - 92.5% of Race Speed = 77.00 mph
Class F2 - 92.5% of Race Speed = 74.01 mph

Weather / Track : Cloudy / Dry

These results are provisional until the conclusion of any judicial and technical matters.

Date: 15/03/2025 Start: 13:55 Finish: 14:03

Brands Hatch Indy: 1.2079 miles

Clerk Of Course:

Timekeeper:

Craig Smith



Results can be found at www.tsl-timing.com

Printed - 14:11 Saturday, 15 March 2025



BMCRC-MRO Championships 2025 - Rnd 1 @ Brands Hatch Indy

BMCRC F1 & F2 Sidecars

RACE 3 - LAP CHART

LAP 1 @ 13:56:48.940

NO	BEHIND	LAP TIME
91		56.660
77	0.134	56.794
9	2.669	59.329
97	3.157	59.817
13	3.647	1:00.307 P
4	3.850	1:00.510
27	4.368	1:01.028
11	5.525	1:02.185
65	5.860	1:02.520
23	6.702	1:03.362
83	6.797	1:03.457
101	7.186	1:03.846
69	7.482	1:04.142
666	9.131	1:05.791
26	9.683	1:06.343
100	9.972	1:06.632
14	10.474	1:07.134
48	10.956	1:07.616
67	13.406	1:10.066
58	17.252	1:13.912
19	20.550	1:17.210
167	34.595	1:31.255
20	38.670	1:35.330

LAP 2 @ 13:57:40.713

NO	BEHIND	LAP TIME
91		51.773
77	0.136	51.775
9	4.839	53.943
97	5.684	54.300
4	6.056	53.979
27	6.370	53.775
11	8.417	54.665
65	8.953	54.866
83	11.147	56.123
23	11.179	56.250
69	11.467	55.758
101	11.734	56.321
666	14.928	57.570
100	15.402	57.203
26	15.875	57.965
173	1 Lap	2:05.276
14	17.331	58.630
48	17.708	58.525
58	25.779	1:00.300
19	35.948	1:07.171
67	38.219	1:16.586 P

LAP 3 @ 13:58:32.042

NO	BEHIND	LAP TIME
91		51.329
77	0.402	51.595
20	1 Lap	1:07.284
9	6.850	53.340
97	7.970	53.615
27	8.274	53.233
4	8.289	53.562
167	1 Lap	1:18.090
11	11.474	54.386
65	12.114	54.490
83	14.497	54.679
69	15.750	55.612

23	15.804	55.954
101	16.256	55.851
100	20.106	56.033
666	21.086	57.487
26	22.389	57.843
14	23.928	57.926

LAP 4 @ 13:59:24.254

NO	BEHIND	LAP TIME
91		52.212
77	0.433	52.243
19	1 Lap	1:08.966
67	1 Lap	1:06.870
9	9.707	55.069
173	2 Laps	1:37.339
27	11.002	54.940
4	11.607	55.530
97	11.740	55.982
11	14.566	55.304
65	15.720	55.818
20	1 Lap	1:06.146
83	17.447	55.162
23	18.821	55.229
101	19.067	55.023
69	19.752	56.214
100	23.845	55.951
666	27.376	58.502
26	28.045	57.868
14	29.885	58.169
167	1 Lap	1:16.209

LAP 5 @ 14:00:14.947

NO	BEHIND	LAP TIME
91		50.693
77	0.462	50.722
67	1 Lap	1:02.823
9	13.842	54.828
27	14.181	53.872
4	14.715	53.801
97	16.573	55.526
11	18.718	54.845
65	19.663	54.636
19	1 Lap	1:09.335
83	21.897	55.143
101	22.604	54.230
69	24.152	55.093
23	24.567	56.439
100	29.841	56.689
20	1 Lap	1:04.685
666	34.852	58.169
26	35.281	57.929
14	36.709	57.517
173	2 Laps	1:30.457

LAP 6 @ 14:01:06.171

NO	BEHIND	LAP TIME
91		51.224
167	2 Laps	1:14.363
9	15.948	53.330
27	16.979	54.022
4	17.328	53.837
97	19.203	53.854
11	22.032	54.538
65	23.201	54.762

83	25.536	54.863
101	25.686	54.306
67	1 Lap	1:03.395
69	28.469	55.541
23	28.575	55.232
100	34.474	55.857
19	1 Lap	1:08.875
666	40.979	57.351
26	41.773	57.716
14	43.528	58.043
20	1 Lap	1:05.076

LAP 7 @ 14:01:56.718

NO	BEHIND	LAP TIME
91		50.547
9	18.518	53.117
27	20.781	54.349
4	21.411	54.630
97	22.840	54.184
11	26.078	54.593
65	27.593	54.939
101	28.532	53.393
83	30.219	55.230
69	32.596	54.674
23	32.798	54.770
167	2 Laps	1:17.348
100	39.173	55.246
666	48.293	57.861
14	51.524	58.543

LAP 8 @ 14:02:49.763

NO	BEHIND	LAP TIME
91		53.045
26	1 Lap	1:01.985
20	2 Laps	1:03.435
19	2 Laps	1:10.520
9	18.667	53.194
27	22.052	54.316
4	22.539	54.173
97	24.274	54.479
11	27.619	54.586
65	28.415	53.867
101	29.461	53.974
83	32.079	54.905
69	34.578	55.027
23	35.303	55.550
100	41.495	55.367

LAP 9 @ 14:03:42.390

NO	BEHIND	LAP TIME
91		52.627
666	1 Lap	57.521
167	3 Laps	1:14.380
14	1 Lap	57.013
26	1 Lap	57.772
20	2 Laps	1:03.407
9	18.948	52.908
19	2 Laps	1:08.280
27	23.120	53.695
4	23.475	53.563
97	25.568	53.921
11	29.732	54.740
65	29.775	53.987
101	30.071	53.237

BMCRC-MRO Championships 2025 - Rnd 1 @ Brands Hatch Indy

BMCRC F1 & F2 Sidecars

RACE 3 - POSITION CHART

No	Name	Lap											
		Pos	1	2	3	4	5	6	7	8	9		
91	WILLIAMS / JANSSENS	1	91	91	91	91	91	91	91	91	91	91	91
77	REEVES / WILKES	2	77	77	77	77	77	9	9	9	9	9	9
4	PEACH / HOPE	3	9	9	9	9	9	27	27	27	27	27	27
9	CLARKE / JOHNSON	4	97	97	97	27	27	4	4	4	4	4	4
27	KIRBY / ASTLEY	5	13	4	27	4	4	97	97	97	97	97	97
97	DAWSON / SIMS	6	4	27	4	97	97	11	11	11	11	11	11
65	FAIERS / FOX	7	27	11	11	11	11	65	65	65	65	65	65
11	GILBERT / WINFIELD	8	11	65	65	65	65	83	101	101	101	101	101
101	WAKLEY / HILDIGE	9	65	83	83	83	83	101	83	83	83	83	83
83	BUCHANAN / EVANS	10	23	23	69	23	101	69	69	69	69	69	69
100	HOLLAND / STEVENS	11	83	69	23	101	69	23	23	23	23	23	23
69	LAMBERT / JEVANS	12	101	101	101	69	23	100	100	100	100	100	100
23	THOMAS / SIGSWORT	13	69	666	100	100	100	666	666	666	666	666	666
666	HANKS / KIRK	14	666	100	666	666	666	26	14	14	14	14	14
26	KING / MILLER	15	26	26	26	26	26	14	26	26	26	26	26
48	BINGHAM / FAIRHURS	16	100	14	14	14	14	20	20	20	20	20	20
58	L. EASTELL / M. EASTE	17	14	48	19	67	67	19	19	19	19	19	19
14	BURNS / FAIRHURST	18	48	58	67	19	19	167	167	167	167	167	167
67	C. MOSS / P. MOSS	19	67	19	20	20	20	20	20	20	20	20	20
13	AUBREY / EDWARDS	20	58	67	167	167	167	167	167	167	167	167	167
20	DRISCOLL / HAYDEN	21	19	20	173	173	173	173	173	173	173	173	173
19	MACBRIDE / EDWARD	22	167	167	167	167	167	167	167	167	167	167	167
167	PETTMAN / LEECH	23	20	173	173	173	173	173	173	173	173	173	173
173	OWEN / BARDSLEY	24	173	173	173	173	173	173	173	173	173	173	173
32	W.SMITH / A.SMITH	25	173	173	173	173	173	173	173	173	173	173	173

BMCRC-MRO Championships 2025 - Rnd 1 @ Brands Hatch Indy

BMCRC F1 & F2 Sidecars

RACE 3 - SECTOR ANALYSIS



SECTOR 1 = FL to I1, SECTOR 2 = I1 to FL, DIFF = Difference To Personal Best Lap, P = Crossed Finish Line in Pit Lane, D = Time Disallowed

P1		91 F1		WILLIAMS / JANSSENS		F600 LCR - YAMAHA -	
IDEAL LAP TIME : 50.306		BEST LAP TIME : 50.547		DIFFERENCE : 0.241			
LAP	SECTOR 1	SECTOR 2	LAP TIME	MPH	DIFF	TIME OF DAY	
1 -		21.298	56.660	76.74	6.113	13:56:48.940	
2 -	30.363	21.410	51.773	83.99	1.226	13:57:40.713	
3 -	29.791	21.538	51.329	84.72	0.782	13:58:32.042	
4 -	30.083	22.129	52.212	83.28	1.665	13:59:24.254	
5 -	29.903	20.790	50.693 (2)	85.78	0.146	14:00:14.947	
6 -	29.661	21.563	51.224 (3)	84.89	0.677	14:01:06.171	
7 -	29.902	20.645	50.547 (1)	86.03		14:01:56.718	
8 -	31.272	21.773	53.045	81.97	2.498	14:02:49.763	
9 -	31.632	20.995	52.627	82.63	2.080	14:03:42.390	

P2		9 F2		CLARKE / JOHNSON		CES YAMAHA R6 - Eddys Moto	
IDEAL LAP TIME : 52.714		BEST LAP TIME : 52.908		DIFFERENCE : 0.194			
LAP	SECTOR 1	SECTOR 2	LAP TIME	MPH	DIFF	TIME OF DAY	
1 -		21.898	59.329	73.29	6.421	13:56:51.609	
2 -	31.768	22.175	53.943	80.61	1.035	13:57:45.552	
3 -	31.907	21.433	53.340	81.52	0.432	13:58:38.892	
4 -	32.707	22.362	55.069	78.96	2.161	13:59:33.961	
5 -	32.856	21.972	54.828	79.31	1.920	14:00:28.789	
6 -	31.798	21.532	53.330	81.54	0.422	14:01:22.119	
7 -	31.922	21.195	53.117 (2)	81.86	0.209	14:02:15.236	
8 -	31.935	21.259	53.194 (3)	81.74	0.286	14:03:08.430	
9 -	31.519	21.389	52.908 (1)	82.19		14:04:01.338	

P3		27 F1		KIRBY / ASTLEY		ARS Yamaha F600 - KRT	
IDEAL LAP TIME : 53.233		BEST LAP TIME : 53.233		DIFFERENCE : 0.000			
LAP	SECTOR 1	SECTOR 2	LAP TIME	MPH	DIFF	TIME OF DAY	
1 -		22.180	1:01.028	71.25	7.795	13:56:53.308	
2 -	31.632	22.143	53.775 (3)	80.86	0.542	13:57:47.083	
3 -	31.622	21.611	53.233 (1)	81.69		13:58:40.316	
4 -	33.045	21.895	54.940	79.15	1.707	13:59:35.256	
5 -	31.768	22.104	53.872	80.72	0.639	14:00:29.128	
6 -	31.890	22.132	54.022	80.49	0.789	14:01:23.150	
7 -	32.734	21.615	54.349	80.01	1.116	14:02:17.499	
8 -	32.429	21.887	54.316	80.06	1.083	14:03:11.815	
9 -	32.004	21.691	53.695 (2)	80.98	0.462	14:04:05.510	

P4		4 F1		PEACH / HOPE		LCR SIDECAR - Lifesafety Motorsport	
IDEAL LAP TIME : 53.207		BEST LAP TIME : 53.562		DIFFERENCE : 0.355			
LAP	SECTOR 1	SECTOR 2	LAP TIME	MPH	DIFF	TIME OF DAY	
1 -		22.163	1:00.510	71.86	6.948	13:56:52.790	
2 -	31.665	22.314	53.979	80.56	0.417	13:57:46.769	
3 -	31.530	22.032	53.562 (1)	81.18		13:58:40.331	
4 -	33.452	22.078	55.530	78.31	1.968	13:59:35.861	
5 -	31.595	22.206	53.801 (3)	80.82	0.239	14:00:29.662	
6 -	32.160	21.677	53.837	80.77	0.275	14:01:23.499	
7 -	32.852	21.778	54.630	79.60	1.068	14:02:18.129	
8 -	32.078	22.095	54.173	80.27	0.611	14:03:12.302	
9 -	31.799	21.764	53.563 (2)	81.18	0.001	14:04:05.865	

BMCRC-MRO Championships 2025 - Rnd 1 @ Brands Hatch Indy

BMCRC F1 & F2 Sidecars

RACE 3 - SECTOR ANALYSIS



SECTOR 1 = FL to I1, SECTOR 2 = I1 to FL, DIFF = Difference To Personal Best Lap, P = Crossed Finish Line in Pit Lane, D = Time Disallowed

P5 97 F2 DAWSON / SIMS		Molyneux YAMAHA - Dawson Classic Motorcycles				
IDEAL LAP TIME : 53.292		BEST LAP TIME : 53.615		DIFFERENCE : 0.323		
LAP	SECTOR 1	SECTOR 2	LAP TIME	MPH	DIFF	TIME OF DAY
1 -		21.791	59.817	72.69	6.202	13:56:52.097
2 -	32.123	22.177	54.300	80.08	0.685	13:57:46.397
3 -	31.705	21.910	53.615 (1)	81.10		13:58:40.012
4 -	33.924	22.058	55.982	77.67	2.367	13:59:35.994
5 -	32.735	22.791	55.526	78.31	1.911	14:00:31.520
6 -	32.082	21.772	53.854 (2)	80.74	0.239	14:01:25.374
7 -	32.597	21.587	54.184	80.25	0.569	14:02:19.558
8 -	32.503	21.976	54.479	79.82	0.864	14:03:14.037
9 -	32.063	21.858	53.921 (3)	80.64	0.306	14:04:07.958

P6 11 F1 GILBERT / WINFIELD		Ryde 1000 - Angel Inn. Blyth				
IDEAL LAP TIME : 54.222		BEST LAP TIME : 54.386		DIFFERENCE : 0.164		
LAP	SECTOR 1	SECTOR 2	LAP TIME	MPH	DIFF	TIME OF DAY
1 -		22.608	1:02.185	69.93	7.799	13:56:54.465
2 -	32.432	22.233	54.665	79.55	0.279	13:57:49.130
3 -	32.211	22.175	54.386 (1)	79.95		13:58:43.516
4 -	32.646	22.658	55.304	78.63	0.918	13:59:38.820
5 -	32.649	22.196	54.845	79.28	0.459	14:00:33.665
6 -	32.418	22.120	54.538 (2)	79.73	0.152	14:01:28.203
7 -	32.582	22.011	54.593	79.65	0.207	14:02:22.796
8 -	32.457	22.129	54.586 (3)	79.66	0.200	14:03:17.382
9 -	32.467	22.273	54.740	79.44	0.354	14:04:12.122

P7 65 F1 FAIERS / FOX		Dean Ryde YAMAHA R6 - AWracing ltd				
IDEAL LAP TIME : 53.803		BEST LAP TIME : 53.867		DIFFERENCE : 0.064		
LAP	SECTOR 1	SECTOR 2	LAP TIME	MPH	DIFF	TIME OF DAY
1 -		22.361	1:02.520	69.55	8.653	13:56:54.800
2 -	32.398	22.468	54.866	79.25	0.999	13:57:49.666
3 -	32.305	22.185	54.490 (3)	79.80	0.623	13:58:44.156
4 -	33.054	22.764	55.818	77.90	1.951	13:59:39.974
5 -	32.765	21.871	54.636	79.59	0.769	14:00:34.610
6 -	32.359	22.403	54.762	79.40	0.895	14:01:29.372
7 -	32.539	22.400	54.939	79.15	1.072	14:02:24.311
8 -	32.087	21.780	53.867 (1)	80.72		14:03:18.178
9 -	32.023	21.964	53.987 (2)	80.54	0.120	14:04:12.165

P8 101 F1 WAKLEY / HILDIGE		Ryde F1 - WPS Racing - Assured Office Solutions Ltd				
IDEAL LAP TIME : 52.791		BEST LAP TIME : 53.237		DIFFERENCE : 0.446		
LAP	SECTOR 1	SECTOR 2	LAP TIME	MPH	DIFF	TIME OF DAY
1 -		23.422	1:03.846	68.11	10.609	13:56:56.126
2 -	33.683	22.638	56.321	77.21	3.084	13:57:52.447
3 -	32.861	22.990	55.851	77.86	2.614	13:58:48.298
4 -	32.734	22.289	55.023	79.03	1.786	13:59:43.321
5 -	32.352	21.878	54.230	80.18	0.993	14:00:37.551
6 -	32.227	22.079	54.306	80.07	1.069	14:01:31.857
7 -	31.306	22.087	53.393 (2)	81.44	0.156	14:02:25.250
8 -	32.180	21.794	53.974 (3)	80.56	0.737	14:03:19.224
9 -	31.752	21.485	53.237 (1)	81.68		14:04:12.461

BMCRC-MRO Championships 2025 - Rnd 1 @ Brands Hatch Indy

BMCRC F1 & F2 Sidecars

RACE 3 - SECTOR ANALYSIS



SECTOR 1 = FL to I1, SECTOR 2 = I1 to FL, DIFF = Difference To Personal Best Lap, P = Crossed Finish Line in Pit Lane, D = Time Disallowed

P9 83 F2		BUCHANAN / EVANS		Kawasaki LUMLEY SIDECAR - Bull Inn Racing			
IDEAL LAP TIME : 54.433		BEST LAP TIME : 54.679		DIFFERENCE : 0.246			
LAP	SECTOR 1	SECTOR 2	LAP TIME	MPH	DIFF	TIME OF DAY	
1 -		23.329	1:03.457	68.52	8.778	13:56:55.737	
2 -	33.387	22.736	56.123	77.48	1.444	13:57:51.860	
3 -	32.069	22.610	54.679 (1)	79.52		13:58:46.539	
4 -	32.532	22.630	55.162	78.83	0.483	13:59:41.701	
5 -	32.643	22.500	55.143	78.86	0.464	14:00:36.844	
6 -	32.312	22.551	54.863 (3)	79.26	0.184	14:01:31.707	
7 -	32.712	22.518	55.230	78.73	0.551	14:02:26.937	
8 -	32.541	22.364	54.905	79.20	0.226	14:03:21.842	
9 -	32.278	22.405	54.683 (2)	79.52	0.004	14:04:16.525	

P10 69 F2		LAMBERT / JEVANS		Honda LCR - Graham Anne Ward			
IDEAL LAP TIME : 54.674		BEST LAP TIME : 54.674		DIFFERENCE : 0.000			
LAP	SECTOR 1	SECTOR 2	LAP TIME	MPH	DIFF	TIME OF DAY	
1 -		22.759	1:04.142	67.79	9.468	13:56:56.422	
2 -	33.151	22.607	55.758	77.99	1.084	13:57:52.180	
3 -	32.937	22.675	55.612	78.19	0.938	13:58:47.792	
4 -	33.768	22.446	56.214	77.35	1.540	13:59:44.006	
5 -	32.649	22.444	55.093	78.93	0.419	14:00:39.099	
6 -	32.823	22.718	55.541	78.29	0.867	14:01:34.640	
7 -	32.331	22.343	54.674 (1)	79.53		14:02:29.314	
8 -	32.468	22.559	55.027 (3)	79.02	0.353	14:03:24.341	
9 -	32.456	22.525	54.981 (2)	79.09	0.307	14:04:19.322	

P11 23 F2		THOMAS / SIGSWORTH		Ireson HONDA - Team Walters And Thomas Sidecar racing			
IDEAL LAP TIME : 54.770		BEST LAP TIME : 54.770		DIFFERENCE : 0.000			
LAP	SECTOR 1	SECTOR 2	LAP TIME	MPH	DIFF	TIME OF DAY	
1 -		22.810	1:03.362	68.63	8.592	13:56:55.642	
2 -	33.681	22.569	56.250	77.30	1.480	13:57:51.892	
3 -	33.452	22.502	55.954	77.71	1.184	13:58:47.846	
4 -	32.888	22.341	55.229 (3)	78.73	0.459	13:59:43.075	
5 -	33.847	22.592	56.439	77.04	1.669	14:00:39.514	
6 -	33.107	22.125	55.232	78.73	0.462	14:01:34.746	
7 -	32.762	22.008	54.770 (1)	79.39		14:02:29.516	
8 -	33.394	22.156	55.550	78.28	0.780	14:03:25.066	
9 -	32.799	22.041	54.840 (2)	79.29	0.070	14:04:19.906	

P12 100 F1		HOLLAND / STEVENS		- WPS Racing - Assured Office Solutions Ltd			
IDEAL LAP TIME : 54.546		BEST LAP TIME : 54.965		DIFFERENCE : 0.419			
LAP	SECTOR 1	SECTOR 2	LAP TIME	MPH	DIFF	TIME OF DAY	
1 -		23.695	1:06.632	65.26	11.667	13:56:58.912	
2 -	34.173	23.030	57.203	76.02	2.238	13:57:56.115	
3 -	33.547	22.486	56.033	77.60	1.068	13:58:52.148	
4 -	33.521	22.430	55.951	77.72	0.986	13:59:48.099	
5 -	33.507	23.182	56.689	76.70	1.724	14:00:44.788	
6 -	32.666	23.191	55.857	77.85	0.892	14:01:40.645	
7 -	32.316	22.930	55.246 (2)	78.71	0.281	14:02:35.891	
8 -	32.975	22.392	55.367 (3)	78.54	0.402	14:03:31.258	
9 -	32.735	22.230	54.965 (1)	79.11		14:04:26.223	

BMCRC-MRO Championships 2025 - Rnd 1 @ Brands Hatch Indy

BMCRC F1 & F2 Sidecars

RACE 3 - SECTOR ANALYSIS



SECTOR 1 = FL to I1, SECTOR 2 = I1 to FL, DIFF = Difference To Personal Best Lap, P = Crossed Finish Line in Pit Lane, D = Time Disallowed

P13 666 F2 HANKS / KIRK		GLR Honda CBR 600 - JHM racing / Greg Lambert Racing				
IDEAL LAP TIME : 57.071		BEST LAP TIME : 57.351		DIFFERENCE : 0.280		
LAP	SECTOR 1	SECTOR 2	LAP TIME	MPH	DIFF	TIME OF DAY
1 -		23.488	1:05.791	66.09	8.440	13:56:58.071
2 -	34.155	23.415	57.570	75.53	0.219	13:57:55.641
3 -	34.226	23.261	57.487 (2)	75.64	0.136	13:58:53.128
4 -	34.917	23.585	58.502	74.33	1.151	13:59:51.630
5 -	34.911	23.258	58.169	74.75	0.818	14:00:49.799
6 -	34.170	23.181	57.351 (1)	75.82		14:01:47.150
7 -	34.701	23.160	57.861	75.15	0.510	14:02:45.011
8 -	33.911	23.610	57.521 (3)	75.60	0.170	14:03:42.532

P14 14 F1 BURNS / FAIRHURST		Yamaha F1 PRE INJECTION - MRB Fencing Doncaster				
IDEAL LAP TIME : 56.699		BEST LAP TIME : 57.013		DIFFERENCE : 0.314		
LAP	SECTOR 1	SECTOR 2	LAP TIME	MPH	DIFF	TIME OF DAY
1 -		23.803	1:07.134	64.77	10.121	13:56:59.414
2 -	34.836	23.794	58.630	74.17	1.617	13:57:58.044
3 -	34.869	23.057	57.926 (3)	75.07	0.913	13:58:55.970
4 -	34.471	23.698	58.169	74.75	1.156	13:59:54.139
5 -	34.437	23.080	57.517 (2)	75.60	0.504	14:00:51.656
6 -	34.205	23.838	58.043	74.92	1.030	14:01:49.699
7 -	35.324	23.219	58.543	74.28	1.530	14:02:48.242
8 -	33.642	23.371	57.013 (1)	76.27		14:03:45.255

P15 26 F2 KING / MILLER		Lumley Ireson F2 - Townsend Motors				
IDEAL LAP TIME : 57.272		BEST LAP TIME : 57.716		DIFFERENCE : 0.444		
LAP	SECTOR 1	SECTOR 2	LAP TIME	MPH	DIFF	TIME OF DAY
1 -		23.591	1:06.343	65.54	8.627	13:56:58.623
2 -	34.338	23.627	57.965	75.02	0.249	13:57:56.588
3 -	34.462	23.381	57.843 (3)	75.17	0.127	13:58:54.431
4 -	34.197	23.671	57.868	75.14	0.152	13:59:52.299
5 -	34.675	23.254	57.929	75.06	0.213	14:00:50.228
6 -	34.018	23.698	57.716 (1)	75.34		14:01:47.944
7 -	37.846	24.139	1:01.985	70.15	4.269	14:02:49.929
8 -	34.385	23.387	57.772 (2)	75.27	0.056	14:03:47.701

P16 20 F2 DRISCOLL / HAYDEN		-				
IDEAL LAP TIME : 1:03.199		BEST LAP TIME : 1:03.407		DIFFERENCE : 0.208		
LAP	SECTOR 1	SECTOR 2	LAP TIME	MPH	DIFF	TIME OF DAY
1 -		45.022	1:35.330	45.61	31.923	13:57:27.610
2 -	40.534	26.750	1:07.284	64.63	3.877	13:58:34.894
3 -	39.935	26.211	1:06.146	65.74	2.739	13:59:41.040
4 -	38.255	26.430	1:04.685 (3)	67.22	1.278	14:00:45.725
5 -	38.665	26.411	1:05.076	66.82	1.669	14:01:50.801
6 -	37.384	26.051	1:03.435 (2)	68.55	0.028	14:02:54.236
7 -	37.592	25.815	1:03.407 (1)	68.58		14:03:57.643

P17 19 F1 MACBRIDE / EDWARDS		LCR YAMAHA 600 - Lifesafety Motorsport				
IDEAL LAP TIME : 1:07.171		BEST LAP TIME : 1:07.171		DIFFERENCE : 0.000		
LAP	SECTOR 1	SECTOR 2	LAP TIME	MPH	DIFF	TIME OF DAY
1 -		27.405	1:17.210	56.32	10.039	13:57:09.490
2 -	40.319	26.852	1:07.171 (1)	64.73		13:58:16.661
3 -	40.819	28.147	1:08.966	63.05	1.795	13:59:25.627
4 -	41.699	27.636	1:09.335	62.71	2.164	14:00:34.962
5 -	41.040	27.835	1:08.875 (3)	63.13	1.704	14:01:43.837
6 -	42.813	27.707	1:10.520	61.66	3.349	14:02:54.357
7 -	40.864	27.416	1:08.280 (2)	63.68	1.109	14:04:02.637

BMCRC-MRO Championships 2025 - Rnd 1 @ Brands Hatch Indy

BMCRC F1 & F2 Sidecars

RACE 3 - SECTOR ANALYSIS



SECTOR 1 = FL to I1, SECTOR 2 = I1 to FL, DIFF = Difference To Personal Best Lap, P = Crossed Finish Line in Pit Lane, D = Time Disallowed

LAP	SECTOR 1	SECTOR 2	LAP TIME	MPH	DIFF	TIME OF DAY
P18 167 F1 PETTMAN / LEECH Baker 1000 YAMAHA - Wesso Racing						
IDEAL LAP TIME : 1:14.095		BEST LAP TIME : 1:14.363		DIFFERENCE : 0.268		
LAP	SECTOR 1	SECTOR 2	LAP TIME	MPH	DIFF	TIME OF DAY
1 -		33.442	1:31.255	47.65	16.892	13:57:23.535
2 -	47.028	31.062	1:18.090	55.68	3.727	13:58:41.625
3 -	45.819	30.390	1:16.209 (3)	57.06	1.846	13:59:57.834
4 -	44.244	30.119	1:14.363 (1)	58.47		14:01:12.197
5 -	47.039	30.309	1:17.348	56.22	2.985	14:02:29.545
6 -	43.976	30.404	1:14.380 (2)	58.46	0.017	14:03:43.925
P19 77 F1 REEVES / WILKES LCR F2 YAMAHA - Carl Cox Motorsport						
IDEAL LAP TIME : 50.666		BEST LAP TIME : 50.722		DIFFERENCE : 0.056		
LAP	SECTOR 1	SECTOR 2	LAP TIME	MPH	DIFF	TIME OF DAY
1 -		21.179	56.794	76.56	6.072	13:56:49.074
2 -	30.490	21.285	51.775 (3)	83.99	1.053	13:57:40.849
3 -	30.124	21.471	51.595 (2)	84.28	0.873	13:58:32.444
4 -	29.951	22.292	52.243	83.23	1.521	13:59:24.687
5 -	30.007	20.715	50.722 (1)	85.73		14:00:15.409
P20 67 F1 C. MOSS / P. MOSS Windle GSXR1000 - LifeSafety Motorsport - CharlieMossRacing						
IDEAL LAP TIME : 1:01.558		BEST LAP TIME : 1:02.823		DIFFERENCE : 1.265		
LAP	SECTOR 1	SECTOR 2	LAP TIME	MPH	DIFF	TIME OF DAY
1 -		25.081	1:10.066	62.06	7.243	13:57:02.346
2 -	36.477	IN PIT	1:16.586 P	56.78	13.763	13:58:18.932
3 -	OUTLAP	25.941	1:06.870	65.03	4.047	13:59:25.802
4 -	37.278	25.545	1:02.823 (1)	69.21		14:00:28.625
5 -	38.051	25.344	1:03.395 (2)	68.59	0.572	14:01:32.020
P21 173 F2 OWEN / BARDSLEY Ireson/Yamaha 600 -						
IDEAL LAP TIME : 1:30.457		BEST LAP TIME : 1:30.457		DIFFERENCE : 0.000		
LAP	SECTOR 1	SECTOR 2	LAP TIME	MPH	DIFF	TIME OF DAY
1 -		38.609	2:05.276	34.71	34.819	13:57:57.556
2 -	57.976	39.363	1:37.339 (2)	44.67	6.882	13:59:34.895
3 -	55.470	34.987	1:30.457 (1)	48.07		14:01:05.352
P22 48 F2 BINGHAM / FAIRHURST Wintec/Ryde RYDE F2 - Wintec Racing/Ryde F2						
IDEAL LAP TIME : 58.525		BEST LAP TIME : 58.525		DIFFERENCE : 0.000		
LAP	SECTOR 1	SECTOR 2	LAP TIME	MPH	DIFF	TIME OF DAY
1 -		24.183	1:07.616	64.31	9.091	13:56:59.896
2 -	34.919	23.606	58.525 (1)	74.30		13:57:58.421
P23 58 F1 L EASTELL / M. EASTELL LCR YAMAHA - Lee Eastell Engineering services ltd						
IDEAL LAP TIME : 59.718		BEST LAP TIME : 1:00.300		DIFFERENCE : 0.582		
LAP	SECTOR 1	SECTOR 2	LAP TIME	MPH	DIFF	TIME OF DAY
1 -		24.290	1:13.912	58.83	13.612	13:57:06.192
2 -	35.798	24.502	1:00.300 (1)	72.11		13:58:06.492
P24 13 F1 AUBREY / EDWARDS Ireson SUZUKI - KW Racing						
IDEAL LAP TIME :		BEST LAP TIME :		DIFFERENCE :		
LAP	SECTOR 1	SECTOR 2	LAP TIME	MPH	DIFF	TIME OF DAY
1 -	OUTLAP	IN PIT	1:00.307 P	72.10		13:56:52.587

BMCRC-MRO Championships 2025 - Rnd 1 @ Brands Hatch Indy

BMCRC F1 & F2 Sidecars

RACE 3 - BEST SECTORS

POS	SECTOR 1		SECTOR 2		IDEAL / BEST COMPARISON						
	NO	TIME	NO	TIME	POS	NO	NAME	IDEAL	BEST	DIFF	
								PERFECT LAP	50.306		
1	91	29.661	91	20.645	1	91	WILLIAMS / JANSSENS	50.306	50.547	0.241	
2	77	29.951	77	20.715	2	77	REEVES / WILKES	50.666	50.722	0.056	
3	101	31.306	9	21.195	3	9	CLARKE / JOHNSON	52.714	52.908	0.194	
4	9	31.519	101	21.485	4	101	WAKLEY / HILDIGE	52.791	53.237	0.446	
5	4	31.530	97	21.587	5	4	PEACH / HOPE	53.207	53.562	0.355	
6	27	31.622	27	21.611	6	27	KIRBY / ASTLEY	53.233	53.233	0.000	
7	97	31.705	4	21.677	7	97	DAWSON / SIMS	53.292	53.615	0.323	
8	65	32.023	65	21.780	8	65	FAIERS / FOX	53.803	53.867	0.064	
9	83	32.069	23	22.008	9	11	GILBERT / WINFIELD	54.222	54.386	0.164	
10	11	32.211	11	22.011	10	83	BUCHANAN / EVANS	54.433	54.679	0.246	
11	100	32.316	100	22.230	11	100	HOLLAND / STEVENS	54.546	54.965	0.419	
12	69	32.331	69	22.343	12	69	LAMBERT / JEVANS	54.674	54.674	0.000	
13	23	32.762	83	22.364	13	23	THOMAS / SIGSWORTH	54.770	54.770	0.000	
14	14	33.642	14	23.057	14	14	BURNS / FAIRHURST	56.699	57.013	0.314	
15	666	33.911	666	23.160	15	666	HANKS / KIRK	57.071	57.351	0.280	
16	26	34.018	26	23.254	16	26	KING / MILLER	57.272	57.716	0.444	
17	48	34.919	48	23.606	17	48	BINGHAM / FAIRHURST	58.525	58.525	0.000	
18	58	35.428	58	24.290	18	58	L. EASTELL / M. EASTELL	59.718	1:00.300	0.582	
19	67	36.477	67	25.081	19	67	C. MOSS / P. MOSS	1:01.558	1:02.823	1.265	
20	20	37.384	20	25.815	20	20	DRISCOLL / HAYDEN	1:03.199	1:03.407	0.208	
21	19	40.319	19	26.852	21	19	MACBRIDE / EDWARDS	1:07.171	1:07.171	0.000	
22	167	43.976	167	30.119	22	167	PETTMAN / LEECH	1:14.095	1:14.363	0.268	
23	173	55.470	173	34.987	23	173	OWEN / BARDSLEY	1:30.457	1:30.457	0.000	
24					24	13	AUBREY / EDWARDS				
25											

BMCRC-MRO Championships 2025 - Rnd 1 @ Brands Hatch Indy

BMCRC F1 & F2 Sidecars

RACE 3 - STATISTICS

Competitors Started 25
Planned Start 2025-03-15 @ 11:50:00.000
Actual Start 2025-03-15 @ 13:55:52.280
Finish Time 2025-03-15 @ 14:03:42.389
Track Length 1.2079mi.
Total Laps 170
Total Distance Covered 205.3507mi.

Session Fastest Lap History

NO	CL	NAME	LAP TIME	TIME OF DAY	LAP	VEHICLE
91	F1	WILLIAMS / JANSSENS	51.773	13:57:40.730	2	F600 LCR - YAMAHA
91	F1	WILLIAMS / JANSSENS	51.329	13:58:32.059	3	F600 LCR - YAMAHA
91	F1	WILLIAMS / JANSSENS	50.693	14:00:14.962	5	F600 LCR - YAMAHA
91	F1	WILLIAMS / JANSSENS	50.547	14:01:56.733	7	F600 LCR - YAMAHA

Session Leader History

NO	CL	NAME	FROM LAP	LAPS LED	DISTANCE	VEHICLE
91	F1	WILLIAMS / JANSSENS	1	9	10.87 miles	F600 LCR - YAMAHA

Flag History

TYPE	TIME OF DAY
GREEN	13:55:52.280
FINISH	14:03:42.389

Flag Statistics

TYPE	COUNT	TOTAL LAPS	TOTAL TIME
Green	1	9	8:48.353
Red	0	0	0.000
Safety Car	0	0	0.000
FCY	0	0	0.000

BMCRC-MRO Championships 2025 - Rnd 1 @ Brands Hatch Indy

BMCRC F1 & F2 Sidecars

RACE 3 - STATISTICS

CLASS : F1

15 Starters

Fastest Lap History

NO	NAME	LAP TIME	TIME OF DAY	LAP	VEHICLE
91	WILLIAMS / JANSSENS	51.773	13:57:40.730	2	F600 LCR - YAMAHA
91	WILLIAMS / JANSSENS	51.329	13:58:32.059	3	F600 LCR - YAMAHA
91	WILLIAMS / JANSSENS	50.693	14:00:14.962	5	F600 LCR - YAMAHA
91	WILLIAMS / JANSSENS	50.547	14:01:56.733	7	F600 LCR - YAMAHA

Leader History

NO	NAME	FROM LAP	LAPS LED	DISTANCE	VEHICLE
91	WILLIAMS / JANSSENS	1	9	10.87 miles	F600 LCR - YAMAHA

BMCRC-MRO Championships 2025 - Rnd 1 @ Brands Hatch Indy

BMCRC F1 & F2 Sidecars

RACE 3 - STATISTICS

CLASS : F2

10 Starters

Fastest Lap History

NO	NAME	LAP TIME	TIME OF DAY	LAP	VEHICLE
9	CLARKE / JOHNSON	53.943	13:57:45.571	2	CES YAMAHA R6
9	CLARKE / JOHNSON	53.340	13:58:38.911	3	CES YAMAHA R6
9	CLARKE / JOHNSON	53.330	14:01:22.138	6	CES YAMAHA R6
9	CLARKE / JOHNSON	53.117	14:02:15.256	7	CES YAMAHA R6
9	CLARKE / JOHNSON	52.908	14:04:01.357	9	CES YAMAHA R6

Leader History

NO	NAME	FROM LAP	LAPS LED	DISTANCE	VEHICLE
9	CLARKE / JOHNSON	1	9	10.87 miles	CES YAMAHA R6

BMCRC-MRO Championships 2025 - Rnd 1 @ Brands Hatch Indy


BMCRC F1 & F2 Sidecars

RACE 13 - GRID (9 Laps)

ROW 13	26	266 CROWE / PARKER	25	32 W.SMITH / A.SMITH
ROW 12	24	13 AUBREY / EDWARDS	23	173 OWEN / BARDSLEY
ROW 11	22	167 PETTMAN / LEECH	21	19 MACBRIDE / EDWARDS
ROW 10	20	20 DRISCOLL / HAYDEN	19	67 C. MOSS / P. MOSS
ROW 9	18	58 L. EASTELL / M. EASTELL	17	48 BINGHAM / FAIRHURST
ROW 8	16	26 KING / MILLER	15	666 HANKS / KIRK
ROW 7	14	14 BURNS / FAIRHURST	13	100 HOLLAND / STEVENS
ROW 6	12	23 THOMAS / SIGSWORTH	11	83 BUCHANAN / EVANS
ROW 5	10	69 LAMBERT / KING	9	11 GILBERT / WINFIELD
ROW 4	8	65 FAIERS / FOX	7	97 DAWSON / SIMS
ROW 3	6	4 PEACH / HOPE	5	101 WAKLEY / HILDIGE
ROW 2	4	27 KIRBY / ASTLEY	3	9 CLARKE / JOHNSON
ROW 1	2	77 REEVES / WILKES	1	91 WILLIAMS / JANSSENS
Pole				

These results are provisional until the conclusion of any judicial and technical matters.

Brands Hatch Indy: 1.2079 miles

Clerk Of Course:	Timekeeper:	<i>Craig Smith</i>	
------------------	-------------	--------------------	---

Results can be found at www.tsl-timing.com

Printed - 14:14 Saturday, 15 March 2025



BMCRC-MRO Championships 2025 - Rnd 1 @ Brands Hatch Indy

BMCRC F1 & F2 Sidecars

RACE 13 - CLASSIFICATION

Race Distance: 7 Laps / 8.45 miles

POS	NO	CL	PIC	NAME	ENTRY	LAPS	TIME	GAP	DIFF	MPH	BEST	ON	GRD	↑↓
1	91	F1	1	WILLIAMS / JANSSENS	F600 LCR - YAMAHA -	7	6:04.891			83.42	50.420	5	1	0
2	9	F2	1	CLARKE / JOHNSON	CES YAMAHA R6 - Eddys Moto	7	6:20.286	15.395	15.395	80.04	52.968	6	3	1
3	27	F1	2	KIRBY / ASTLEY	ARS Yamaha F600 - KRT	7	6:20.987	16.096	0.701	79.89	53.275	6	4	1
4	4	F1	3	PEACH / HOPE	LCR SIDECAR - Lifesafety Motorsport	7	6:23.816	18.925	2.829	79.30	53.223	6	6	2
5	97	F2	2	DAWSON / SIMS	Molyneux YAMAHA - Dawson Classic Motorcycles	7	6:28.201	23.310	4.385	78.41	53.342	7	7	2
6	11	F1	4	GILBERT / WINFIELD	Ryde 1000 - Angel Inn. Blyth	7	6:29.191	24.300	0.990	78.21	54.239	6	9	3
7	65	F1	5	FAIERS / FOX	Dean Ryde YAMAHA R6 - AWracing Ltd	7	6:30.377	25.486	1.186	77.97	54.317	5	8	1
8	101	F1	6	WAKLEY / HILDIGE	Ryde F1 - WPS Racing - Assured Office Solutions Ltd	7	6:32.976	28.085	2.599	77.46	54.316	5	5	-3
9	69	F2	3	LAMBERT / KING	Honda LCR - Graham Anne Ward	7	6:37.135	32.244	4.159	76.64	55.315	3	10	1
10	83	F2	4	BUCHANAN / EVANS	Kawasaki LUMLEY SIDECAR - Bull Inn Racing	7	6:38.349	33.458	1.214	76.41	55.154	5	11	1
11	666	F2	5	HANKS / KIRK	GLR Honda CBR 600 - JHM racing / Greg Lambert Racing	7	6:49.690	44.799	11.341	74.30	56.389	3	15	4
12	32	F1	7	W.SMITH / A.SMITH	- TTSR Ltd	7	6:50.290	45.399	0.600	74.19	55.846	5	25	13
13	23	F2	6	THOMAS / SIGSWORTH	Ireson HONDA - Team Walters And Thomas Sidecar racing	7	6:52.735	47.844	2.445	73.75	55.809	6	12	-1
14	14	F1	8	BURNS / FAIRHURST	Yamaha F1 PRE INJECTION - MRB Fencing Doncaster	7	7:01.093	56.202	8.358	72.28	58.554	6	14	0
15	26	F2	7	KING / MILLER	Lumley Ireson F2 - Townsend Motors	7	7:01.689	56.798	0.596	72.18	58.528	3	16	1
16	20	F2	8	DRISCOLL / HAYDEN	-	6	6:25.067	1 Lap	1 Lap	67.75	1:01.251	6	20	4
17	19	F1	9	MACBRIDE / EDWARDS	LCR YAMAHA 600 - Lifesafety Motorsport	6	7:01.391	1 Lap	36.324	61.91	1:08.301	6	21	4
18	167	F1	10	PETTMAN / LEECH	Baker 1000 YAMAHA - Wesso Racing	5	6:21.586	2 Laps	1 Lap	56.98	1:12.726	4	22	4
19	173	F2	9	OWEN / BARDSLEY	Ireson/Yamaha 600 -	5	6:44.663	2 Laps	23.077	53.73	1:16.949	4	23	4

NOT CLASSIFIED

DNF	58	F1		L. EASTELL / M. EASTELL	LCR YAMAHA - Lee Eastell Engineering services ltd	5	4:58.476	2 Laps		72.84	56.648	4	18	
DNF	77	F1		REEVES / WILKES	LCR F2 YAMAHA - Carl Cox Motorsport	4	3:30.551	3 Laps	1 Lap	82.61	51.061	2	2	
DNF	100	F1		HOLLAND / STEVENS	- WPS Racing - Assured Office Solutions Ltd	2	2:03.471	5 Laps	2 Laps	70.43	56.181	2	13	

FASTEST LAP

91	F1	WILLIAMS / JANSSENS	F600 LCR - YAMAHA -	5	50.420	86.24 mph	138.80 kph
9	F2	CLARKE / JOHNSON	CES YAMAHA R6 - Eddys Moto	6	52.968	82.09 mph	132.12 kph

Class F1 - 92.5% of Race Speed = 77.16 mph

Class F2 - 92.5% of Race Speed = 74.03 mph

Weather / Track : Cloudy / Dry

These results are provisional until the conclusion of any judicial and technical matters.

Date: 15/03/2025 Start: 16:36 Finish: 16:42

Brands Hatch Indy: 1.2079 miles

Clerk Of Course:

Timekeeper:

Craig Smith



Results can be found at www.tsl-timing.com

Printed - 16:47 Saturday, 15 March 2025



BMCRC-MRO Championships 2025 - Rnd 1 @ Brands Hatch Indy

BMCRC F1 & F2 Sidecars

RACE 13 - LAP CHART

LAP 1 @ 16:37:13.342

NO	BEHIND	LAP TIME
77		56.202
91	1.187	57.389
9	2.537	58.739
27	3.885	1:00.087
4	4.229	1:00.431
11	5.534	1:01.736
65	5.656	1:01.858
97	5.837	1:02.039
69	6.795	1:02.997
101	7.431	1:03.633
83	7.815	1:04.017
26	10.099	1:06.301
666	10.242	1:06.444
14	10.973	1:07.175
100	11.088	1:07.290
58	11.240	1:07.442
32	11.764	1:07.966
20	15.215	1:11.417
23	16.841	1:13.043
19	21.225	1:17.427
167	29.412	1:25.614
173	35.365	1:31.567

LAP 2 @ 16:38:04.403

NO	BEHIND	LAP TIME
77		51.061
91	1.943	51.817
9	5.383	53.907
27	6.233	53.409
4	6.976	53.808
11	9.240	54.767
65	9.511	54.916
97	11.631	56.855
69	11.773	56.039
101	12.154	55.784
83	13.783	57.029
100	16.208	56.181
666	16.318	57.137
26	17.809	58.771
58	18.114	57.935
14	18.691	58.779
32	19.131	58.428
23	23.077	57.297
20	26.548	1:02.394
19	39.370	1:09.206

LAP 3 @ 16:38:56.026

NO	BEHIND	LAP TIME
77		51.623
91	1.979	51.659
167	1 Lap	1:15.399
9	7.488	53.728
27	7.897	53.287
4	8.599	53.246
173	1 Lap	1:17.116
11	12.113	54.496
65	12.288	54.400
97	13.939	53.931
69	15.465	55.315
101	15.698	55.167
83	17.569	55.409
666	21.084	56.389

Weather / Track : Cloudy / Dry

Results can be found at www.tsl-timing.com

58	24.380	57.889
26	24.714	58.528
32	25.708	58.200
14	26.111	59.043
23	27.431	55.977
20	37.790	1:02.865

LAP 4 @ 16:39:47.691

NO	BEHIND	LAP TIME
77		51.665
91	1.277	50.963
19	1 Lap	1:08.603
9	9.315	53.492
27	9.759	53.527
4	10.400	53.466
11	15.236	54.788
65	16.411	55.788
97	16.516	54.242
101	18.929	54.896
69	19.522	55.722
83	22.089	56.185
167	1 Lap	1:14.561
666	26.958	57.539
58	29.363	56.648
32	31.468	57.425
26	33.181	1:00.132
23	33.708	57.942
14	33.996	59.550
173	1 Lap	1:18.854
20	48.918	1:02.793

LAP 5 @ 16:40:39.388

NO	BEHIND	LAP TIME
91		50.420
9	11.249	53.631
27	11.404	53.342
4	12.123	53.420
11	18.140	54.601
97	18.442	53.623
65	19.031	54.317
101	21.548	54.316
19	1 Lap	1:08.769
69	23.271	55.446
83	25.546	55.154
666	32.028	56.767
32	35.617	55.846
58	36.228	58.562
23	38.362	56.351
26	40.497	59.013
14	41.321	59.022
167	1 Lap	1:12.726

LAP 6 @ 16:41:30.969

NO	BEHIND	LAP TIME
91		51.581
20	1 Lap	1:04.347
173	2 Laps	1:16.949
9	12.636	52.968
27	13.098	53.275
4	13.765	53.223
11	20.798	54.239
97	21.030	54.169
65	21.811	54.361
101	24.399	54.432

69	27.478	55.788
83	29.242	55.277
666	37.791	57.344
19	1 Lap	1:09.085
32	40.231	56.195
23	42.590	55.809
14	48.294	58.554
26	49.282	1:00.366

LAP 7 @ 16:42:22.031

NO	BEHIND	LAP TIME
91		51.062
9	15.395	53.821
27	16.096	54.060
167	2 Laps	1:13.286
4	18.925	56.222
20	1 Lap	1:01.251
97	23.310	53.342
11	24.300	54.564
65	25.486	54.737
101	28.085	54.748
69	32.244	55.828
83	33.458	55.278
173	2 Laps	1:20.177
666	44.799	58.070
32	45.399	56.230
23	47.844	56.316
14	56.202	58.970
19	1 Lap	1:08.301
26	56.798	58.578

Brands Hatch Indy: 1.2079 miles
Date: 15/03/2025 Start: 16:36 Finish: 16:42

Printed - 16:47 Saturday, 15 March 2025

BMCRC-MRO Championships 2025 - Rnd 1 @ Brands Hatch Indy

BMCRC F1 & F2 Sidecars

RACE 13 - POSITION CHART

No	Name	Lap	1	2	3	4	5	6	7
		Pos							
91	WILLIAMS / JANSSENS	1	77	77	77	77	91	91	91
77	REEVES / WILKES	2	91	91	91	91	9	9	9
9	CLARKE / JOHNSON	3	9	9	9	9	27	27	27
27	KIRBY / ASTLEY	4	27	27	27	27	4	4	4
101	WAKLEY / HILDIGE	5	4	4	4	4	11	11	97
4	PEACH / HOPE	6	11	11	11	11	97	97	11
97	DAWSON / SIMS	7	65	65	65	65	65	65	65
65	FAIERS / FOX	8	97	97	97	97	101	101	101
11	GILBERT / WINFIELD	9	69	69	69	101	69	69	69
69	LAMBERT / KING	10	101	101	101	69	83	83	83
83	BUCHANAN / EVANS	11	83	83	83	83	666	666	666
23	THOMAS / SIGSWORT	12	26	100	666	666	32	32	32
100	HOLLAND / STEVENS	13	666	666	58	58	58	23	23
14	BURNS / FAIRHURST	14	14	26	26	32	23	14	14
666	HANKS / KIRK	15	100	58	32	26	26	26	26
26	KING / MILLER	16	58	14	14	23	14	20	
58	L. EASTELL / M. EAST	17	32	32	23	14	20	19	
20	DRISCOLL / HAYDEN	18	20	23	20	20	19		
19	MACBRIDE / EDWARD	19	23	20	19	19	167		
167	PETTMAN / LEECH	20	19	19	167	167	173		
173	OWEN / BARDSLEY	21	167	167	173	173			
32	W.SMITH / A.SMITH	22	173	173					

BMCRC-MRO Championships 2025 - Rnd 1 @ Brands Hatch Indy

BMCRC F1 & F2 Sidecars

RACE 13 - SECTOR ANALYSIS



SECTOR 1 = FL to I1, SECTOR 2 = I1 to FL, DIFF = Difference To Personal Best Lap, P = Crossed Finish Line in Pit Lane, D = Time Disallowed

P1 91 F1		WILLIAMS / JANSSENS		F600 LCR - YAMAHA -		
IDEAL LAP TIME : 50.420		BEST LAP TIME : 50.420		DIFFERENCE : 0.000		
LAP	SECTOR 1	SECTOR 2	LAP TIME	MPH	DIFF	TIME OF DAY
1 -		21.300	57.389	75.77	6.969	16:37:14.529
2 -	30.728	21.089	51.817	83.92	1.397	16:38:06.346
3 -	30.374	21.285	51.659	84.17	1.239	16:38:58.005
4 -	29.861	21.102	50.963 (2)	85.32	0.543	16:39:48.968
5 -	29.599	20.821	50.420 (1)	86.24		16:40:39.388
6 -	30.615	20.966	51.581	84.30	1.161	16:41:30.969
7 -	30.068	20.994	51.062 (3)	85.16	0.642	16:42:22.031

P2 9 F2		CLARKE / JOHNSON		CES YAMAHA R6 - Eddys Moto		
IDEAL LAP TIME : 52.968		BEST LAP TIME : 52.968		DIFFERENCE : 0.000		
LAP	SECTOR 1	SECTOR 2	LAP TIME	MPH	DIFF	TIME OF DAY
1 -		21.850	58.739	74.03	5.771	16:37:15.879
2 -	31.912	21.995	53.907	80.66	0.939	16:38:09.786
3 -	32.082	21.646	53.728	80.93	0.760	16:39:03.514
4 -	31.927	21.565	53.492 (2)	81.29	0.524	16:39:57.006
5 -	32.063	21.568	53.631 (3)	81.08	0.663	16:40:50.637
6 -	31.611	21.357	52.968 (1)	82.09		16:41:43.605
7 -	32.217	21.604	53.821	80.79	0.853	16:42:37.426

P3 27 F1		KIRBY / ASTLEY		ARS Yamaha F600 - KRT		
IDEAL LAP TIME : 52.888		BEST LAP TIME : 53.275		DIFFERENCE : 0.387		
LAP	SECTOR 1	SECTOR 2	LAP TIME	MPH	DIFF	TIME OF DAY
1 -		22.218	1:00.087	72.37	6.812	16:37:17.227
2 -	31.917	21.492	53.409	81.42	0.134	16:38:10.636
3 -	31.799	21.488	53.287 (2)	81.60	0.012	16:39:03.923
4 -	32.070	21.457	53.527	81.24	0.252	16:39:57.450
5 -	32.155	21.187	53.342 (3)	81.52	0.067	16:40:50.792
6 -	31.701	21.574	53.275 (1)	81.62		16:41:44.067
7 -	32.498	21.562	54.060	80.44	0.785	16:42:38.127

P4 4 F1		PEACH / HOPE		LCR SIDECAR - Lifesafety Motorsport		
IDEAL LAP TIME : 53.113		BEST LAP TIME : 53.223		DIFFERENCE : 0.110		
LAP	SECTOR 1	SECTOR 2	LAP TIME	MPH	DIFF	TIME OF DAY
1 -		22.213	1:00.431	71.95	7.208	16:37:17.571
2 -	32.022	21.786	53.808	80.81	0.585	16:38:11.379
3 -	31.939	21.307	53.246 (2)	81.67	0.023	16:39:04.625
4 -	32.043	21.423	53.466	81.33	0.243	16:39:58.091
5 -	32.181	21.239	53.420 (3)	81.40	0.197	16:40:51.511
6 -	31.874	21.349	53.223 (1)	81.70		16:41:44.734
7 -	32.891	23.331	56.222	77.34	2.999	16:42:40.956

P5 97 F2		DAWSON / SIMS		Molyneux YAMAHA - Dawson Classic Motorcycles		
IDEAL LAP TIME : 53.281		BEST LAP TIME : 53.342		DIFFERENCE : 0.061		
LAP	SECTOR 1	SECTOR 2	LAP TIME	MPH	DIFF	TIME OF DAY
1 -		21.967	1:02.039	70.09	8.697	16:37:19.179
2 -	34.328	22.527	56.855	76.48	3.513	16:38:16.034
3 -	31.982	21.949	53.931 (3)	80.63	0.589	16:39:09.965
4 -	32.366	21.876	54.242	80.17	0.900	16:40:04.207
5 -	31.622	22.001	53.623 (2)	81.09	0.281	16:40:57.830
6 -	32.242	21.927	54.169	80.27	0.827	16:41:51.999
7 -	31.683	21.659	53.342 (1)	81.52		16:42:45.341

BMCRC-MRO Championships 2025 - Rnd 1 @ Brands Hatch Indy

BMCRC F1 & F2 Sidecars

RACE 13 - SECTOR ANALYSIS



SECTOR 1 = FL to I1, SECTOR 2 = I1 to FL, DIFF = Difference To Personal Best Lap, P = Crossed Finish Line in Pit Lane, D = Time Disallowed

P6		11 F1		GILBERT / WINFIELD		Ryde 1000 - Angel Inn. Blyth	
IDEAL LAP TIME : 54.223		BEST LAP TIME : 54.239		DIFFERENCE : 0.016			
LAP	SECTOR 1	SECTOR 2	LAP TIME	MPH	DIFF	TIME OF DAY	
1 -		22.422	1:01.736	70.43	7.497	16:37:18.876	
2 -	32.602	22.165	54.767	79.40	0.528	16:38:13.643	
3 -	32.318	22.178	54.496 (2)	79.79	0.257	16:39:08.139	
4 -	32.678	22.110	54.788	79.37	0.549	16:40:02.927	
5 -	32.438	22.163	54.601	79.64	0.362	16:40:57.528	
6 -	32.334	21.905	54.239 (1)	80.17		16:41:51.767	
7 -	32.597	21.967	54.564 (3)	79.69	0.325	16:42:46.331	

P7		65 F1		FAIERS / FOX		Dean Ryde YAMAHA R6 - AW Racing Ltd	
IDEAL LAP TIME : 54.102		BEST LAP TIME : 54.317		DIFFERENCE : 0.215			
LAP	SECTOR 1	SECTOR 2	LAP TIME	MPH	DIFF	TIME OF DAY	
1 -		22.343	1:01.858	70.29	7.541	16:37:18.998	
2 -	32.831	22.085	54.916	79.18	0.599	16:38:13.914	
3 -	32.587	21.813	54.400 (3)	79.93	0.083	16:39:08.314	
4 -	33.780	22.008	55.788	77.94	1.471	16:40:04.102	
5 -	32.289	22.028	54.317 (1)	80.05		16:40:58.419	
6 -	32.440	21.921	54.361 (2)	79.99	0.044	16:41:52.780	
7 -	32.897	21.840	54.737	79.44	0.420	16:42:47.517	

P8		101 F1		WAKLEY / HILDIGE		Ryde F1 - WPS Racing - Assured Office Solutions Ltd	
IDEAL LAP TIME : 54.281		BEST LAP TIME : 54.316		DIFFERENCE : 0.035			
LAP	SECTOR 1	SECTOR 2	LAP TIME	MPH	DIFF	TIME OF DAY	
1 -		22.975	1:03.633	68.33	9.317	16:37:20.773	
2 -	33.640	22.144	55.784	77.95	1.468	16:38:16.557	
3 -	32.329	22.838	55.167	78.82	0.851	16:39:11.724	
4 -	32.417	22.479	54.896	79.21	0.580	16:40:06.620	
5 -	32.187	22.129	54.316 (1)	80.06		16:41:00.936	
6 -	32.338	22.094	54.432 (2)	79.89	0.116	16:41:55.368	
7 -	32.538	22.210	54.748 (3)	79.42	0.432	16:42:50.116	

P9		69 F2		LAMBERT / KING		Honda LCR - Graham Anne Ward	
IDEAL LAP TIME : 55.036		BEST LAP TIME : 55.315		DIFFERENCE : 0.279			
LAP	SECTOR 1	SECTOR 2	LAP TIME	MPH	DIFF	TIME OF DAY	
1 -		22.933	1:02.997	69.02	7.682	16:37:20.137	
2 -	33.007	23.032	56.039	77.59	0.724	16:38:16.176	
3 -	32.537	22.778	55.315 (1)	78.61		16:39:11.491	
4 -	32.668	23.054	55.722 (3)	78.04	0.407	16:40:07.213	
5 -	32.695	22.751	55.446 (2)	78.42	0.131	16:41:02.659	
6 -	33.289	22.499	55.788	77.94	0.473	16:41:58.447	
7 -	33.020	22.808	55.828	77.89	0.513	16:42:54.275	

P10		83 F2		BUCHANAN / EVANS		Kawasaki LUMLEY SIDECAR - Bull Inn Racing	
IDEAL LAP TIME : 54.689		BEST LAP TIME : 55.154		DIFFERENCE : 0.465			
LAP	SECTOR 1	SECTOR 2	LAP TIME	MPH	DIFF	TIME OF DAY	
1 -		23.209	1:04.017	67.92	8.863	16:37:21.157	
2 -	34.137	22.892	57.029	76.25	1.875	16:38:18.186	
3 -	32.639	22.770	55.409	78.48	0.255	16:39:13.595	
4 -	32.957	23.228	56.185	77.39	1.031	16:40:09.780	
5 -	32.628	22.526	55.154 (1)	78.84		16:41:04.934	
6 -	32.698	22.579	55.277 (2)	78.66	0.123	16:42:00.211	
7 -	32.163	23.115	55.278 (3)	78.66	0.124	16:42:55.489	

BMCRC-MRO Championships 2025 - Rnd 1 @ Brands Hatch Indy

BMCRC F1 & F2 Sidecars

RACE 13 - SECTOR ANALYSIS



SECTOR 1 = FL to I1, SECTOR 2 = I1 to FL, DIFF = Difference To Personal Best Lap, P = Crossed Finish Line in Pit Lane, D = Time Disallowed

P11 666 F2 HANKS / KIRK		GLR Honda CBR 600 - JHM racing / Greg Lambert Racing				
IDEAL LAP TIME : 56.361		BEST LAP TIME : 56.389		DIFFERENCE : 0.028		
LAP	SECTOR 1	SECTOR 2	LAP TIME	MPH	DIFF	TIME OF DAY
1 -		23.523	1:06.444	65.44	10.055	16:37:23.584
2 -	33.978	23.159	57.137 (3)	76.10	0.748	16:38:20.721
3 -	33.629	22.760	56.389 (1)	77.11		16:39:17.110
4 -	34.608	22.931	57.539	75.57	1.150	16:40:14.649
5 -	34.035	22.732	56.767 (2)	76.60	0.378	16:41:11.416
6 -	33.986	23.358	57.344	75.83	0.955	16:42:08.760
7 -	34.237	23.833	58.070	74.88	1.681	16:43:06.830

P12 32 F1 W.SMITH / A.SMITH		- TTSR Ltd				
IDEAL LAP TIME : 55.840		BEST LAP TIME : 55.846		DIFFERENCE : 0.006		
LAP	SECTOR 1	SECTOR 2	LAP TIME	MPH	DIFF	TIME OF DAY
1 -		23.897	1:07.966	63.98	12.120	16:37:25.106
2 -	35.181	23.247	58.428	74.42	2.582	16:38:23.534
3 -	34.866	23.334	58.200	74.71	2.354	16:39:21.734
4 -	34.139	23.286	57.425	75.72	1.579	16:40:19.159
5 -	33.377	22.469	55.846 (1)	77.86		16:41:15.005
6 -	33.371	22.824	56.195 (2)	77.38	0.349	16:42:11.200
7 -	33.605	22.625	56.230 (3)	77.33	0.384	16:43:07.430

P13 23 F2 THOMAS / SIGSWORTH		Ireson HONDA - Team Walters And Thomas Sidecar racing				
IDEAL LAP TIME : 55.439		BEST LAP TIME : 55.809		DIFFERENCE : 0.370		
LAP	SECTOR 1	SECTOR 2	LAP TIME	MPH	DIFF	TIME OF DAY
1 -		23.199	1:13.043	59.53	17.234	16:37:30.183
2 -	34.600	22.697	57.297	75.89	1.488	16:38:27.480
3 -	33.528	22.449	55.977 (2)	77.68	0.168	16:39:23.457
4 -	34.127	23.815	57.942	75.05	2.133	16:40:21.399
5 -	34.070	22.281	56.351	77.16	0.542	16:41:17.750
6 -	33.158	22.651	55.809 (1)	77.91		16:42:13.559
7 -	33.915	22.401	56.316 (3)	77.21	0.507	16:43:09.875

P14 14 F1 BURNS / FAIRHURST		Yamaha F1 PRE INJECTION - MRB Fencing Doncaster				
IDEAL LAP TIME : 58.386		BEST LAP TIME : 58.554		DIFFERENCE : 0.168		
LAP	SECTOR 1	SECTOR 2	LAP TIME	MPH	DIFF	TIME OF DAY
1 -		24.242	1:07.175	64.73	8.621	16:37:24.315
2 -	35.018	23.761	58.779 (2)	73.98	0.225	16:38:23.094
3 -	35.092	23.951	59.043	73.65	0.489	16:39:22.137
4 -	35.265	24.285	59.550	73.02	0.996	16:40:21.687
5 -	35.310	23.712	59.022	73.67	0.468	16:41:20.709
6 -	35.186	23.368	58.554 (1)	74.26		16:42:19.263
7 -	35.091	23.879	58.970 (3)	73.74	0.416	16:43:18.233

P15 26 F2 KING / MILLER		Lumley Ireson F2 - Townsend Motors				
IDEAL LAP TIME : 58.069		BEST LAP TIME : 58.528		DIFFERENCE : 0.459		
LAP	SECTOR 1	SECTOR 2	LAP TIME	MPH	DIFF	TIME OF DAY
1 -		23.938	1:06.301	65.58	7.773	16:37:23.441
2 -	34.913	23.858	58.771 (3)	73.99	0.243	16:38:22.212
3 -	35.277	23.251	58.528 (1)	74.29		16:39:20.740
4 -	34.951	25.181	1:00.132	72.31	1.604	16:40:20.872
5 -	35.059	23.954	59.013	73.68	0.485	16:41:19.885
6 -	36.222	24.144	1:00.366	72.03	1.838	16:42:20.251
7 -	34.818	23.760	58.578 (2)	74.23	0.050	16:43:18.829

BMCRC-MRO Championships 2025 - Rnd 1 @ Brands Hatch Indy

BMCRC F1 & F2 Sidecars

RACE 13 - SECTOR ANALYSIS



SECTOR 1 = FL to I1, SECTOR 2 = I1 to FL, DIFF = Difference To Personal Best Lap, P = Crossed Finish Line in Pit Lane, D = Time Disallowed

P16 20 F2 DRISCOLL / HAYDEN		-				
IDEAL LAP TIME : 1:01.251		BEST LAP TIME : 1:01.251		DIFFERENCE : 0.000		
LAP	SECTOR 1	SECTOR 2	LAP TIME	MPH	DIFF	TIME OF DAY
1 -		25.423	1:11.417	60.88	10.166	16:37:28.557
2 -	37.091	25.303	1:02.394 (2)	69.69	1.143	16:38:30.951
3 -	37.140	25.725	1:02.865	69.17	1.614	16:39:33.816
4 -	37.292	25.501	1:02.793 (3)	69.25	1.542	16:40:36.609
5 -	39.066	25.281	1:04.347	67.58	3.096	16:41:40.956
6 -	36.364	24.887	1:01.251 (1)	70.99		16:42:42.207

P17 19 F1 MACBRIDE / EDWARDS		LCR YAMAHA 600 - Lifesafety Motorsport				
IDEAL LAP TIME : 1:07.911		BEST LAP TIME : 1:08.301		DIFFERENCE : 0.390		
LAP	SECTOR 1	SECTOR 2	LAP TIME	MPH	DIFF	TIME OF DAY
1 -		27.812	1:17.427	56.16	9.126	16:37:34.567
2 -	41.573	27.633	1:09.206	62.83	0.905	16:38:43.773
3 -	41.037	27.566	1:08.603 (2)	63.38	0.302	16:39:52.376
4 -	40.846	27.923	1:08.769 (3)	63.23	0.468	16:41:01.145
5 -	41.247	27.838	1:09.085	62.94	0.784	16:42:10.230
6 -	41.236	27.065	1:08.301 (1)	63.66		16:43:18.531

P18 167 F1 PETTMAN / LEECH		Baker 1000 YAMAHA - Wesso Racing				
IDEAL LAP TIME : 1:12.263		BEST LAP TIME : 1:12.726		DIFFERENCE : 0.463		
LAP	SECTOR 1	SECTOR 2	LAP TIME	MPH	DIFF	TIME OF DAY
1 -		30.213	1:25.614	50.79	12.888	16:37:42.754
2 -	45.228	30.171	1:15.399	57.67	2.673	16:38:58.153
3 -	44.661	29.900	1:14.561 (3)	58.32	1.835	16:40:12.714
4 -	43.022	29.704	1:12.726 (1)	59.79		16:41:25.440
5 -	44.045	29.241	1:13.286 (2)	59.33	0.560	16:42:38.726

P19 173 F2 OWEN / BARDSLEY		Ireson/Yamaha 600 -				
IDEAL LAP TIME : 1:16.461		BEST LAP TIME : 1:16.949		DIFFERENCE : 0.488		
LAP	SECTOR 1	SECTOR 2	LAP TIME	MPH	DIFF	TIME OF DAY
1 -		31.150	1:31.567	47.49	14.618	16:37:48.707
2 -	45.575	31.541	1:17.116 (2)	56.39	0.167	16:39:05.823
3 -	46.893	31.961	1:18.854 (3)	55.14	1.905	16:40:24.677
4 -	46.063	30.886	1:16.949 (1)	56.51		16:41:41.626
5 -	48.758	31.419	1:20.177	54.23	3.228	16:43:01.803

P20 58 F1 L EASTELL / M. EASTELL		LCR YAMAHA - Lee Eastell Engineering services ltd				
IDEAL LAP TIME : 56.586		BEST LAP TIME : 56.648		DIFFERENCE : 0.062		
LAP	SECTOR 1	SECTOR 2	LAP TIME	MPH	DIFF	TIME OF DAY
1 -		24.159	1:07.442	64.47	10.794	16:37:24.582
2 -	34.822	23.113	57.935 (3)	75.06	1.287	16:38:22.517
3 -	34.869	23.020	57.889 (2)	75.11	1.241	16:39:20.406
4 -	33.566	23.082	56.648 (1)	76.76		16:40:17.054
5 -	34.132	24.430	58.562	74.25	1.914	16:41:15.616

P21 77 F1 REEVES / WILKES		LCR F2 YAMAHA - Carl Cox Motorsport				
IDEAL LAP TIME : 51.061		BEST LAP TIME : 51.061		DIFFERENCE : 0.000		
LAP	SECTOR 1	SECTOR 2	LAP TIME	MPH	DIFF	TIME OF DAY
1 -		20.905	56.202	77.37	5.141	16:37:13.342
2 -	30.258	20.803	51.061 (1)	85.16		16:38:04.403
3 -	30.593	21.030	51.623 (2)	84.23	0.562	16:38:56.026
4 -	30.388	21.277	51.665 (3)	84.16	0.604	16:39:47.691

BMCRC-MRO Championships 2025 - Rnd 1 @ Brands Hatch Indy

BMCRC F1 & F2 Sidecars

RACE 13 - SECTOR ANALYSIS



SECTOR 1 = FL to I1, SECTOR 2 = I1 to FL, DIFF = Difference To Personal Best Lap, P = Crossed Finish Line in Pit Lane, D = Time Disallowed

P22	100 F1	HOLLAND / STEVENS	- WPS Racing - Assured Office Solutions Ltd			
IDEAL LAP TIME : 54.682		BEST LAP TIME : 56.181	DIFFERENCE : 1.499			
LAP	SECTOR 1	SECTOR 2	LAP TIME	MPH	DIFF	TIME OF DAY
1 -		24.026	1:07.290	64.62	11.109	16:37:24.430
2 -	33.643	22.538	56.181 (1)	77.40		16:38:20.611

BMCRC-MRO Championships 2025 - Rnd 1 @ Brands Hatch Indy

BMCRC F1 & F2 Sidecars

RACE 13 - BEST SECTORS

POS	SECTOR 1		SECTOR 2		IDEAL / BEST COMPARISON						
	NO	TIME	NO	TIME	POS	NO	NAME	IDEAL	BEST	DIFF	
								PERFECT LAP	50.402		
1	91	29.599	77	20.803	1	91	WILLIAMS / JANSSENS	50.420	50.420	0.000	
2	77	30.258	91	20.821	2	77	REEVES / WILKES	51.061	51.061	0.000	
3	9	31.611	27	21.187	3	27	KIRBY / ASTLEY	52.888	53.275	0.387	
4	97	31.622	4	21.239	4	9	CLARKE / JOHNSON	52.968	52.968	0.000	
5	27	31.701	9	21.357	5	4	PEACH / HOPE	53.113	53.223	0.110	
6	4	31.874	97	21.659	6	97	DAWSON / SIMS	53.281	53.342	0.061	
7	100	32.144	65	21.813	7	65	FAIERS / FOX	54.102	54.317	0.215	
8	83	32.163	11	21.905	8	11	GILBERT / WINFIELD	54.223	54.239	0.016	
9	101	32.187	101	22.094	9	101	WAKLEY / HILDIGE	54.281	54.316	0.035	
10	65	32.289	23	22.281	10	100	HOLLAND / STEVENS	54.682	56.181	1.499	
11	11	32.318	32	22.469	11	83	BUCHANAN / EVANS	54.689	55.154	0.465	
12	69	32.537	69	22.499	12	69	LAMBERT / KING	55.036	55.315	0.279	
13	23	33.158	83	22.526	13	23	THOMAS / SIGSWORTH	55.439	55.809	0.370	
14	32	33.371	100	22.538	14	32	W.SMITH / A.SMITH	55.840	55.846	0.006	
15	58	33.566	666	22.732	15	666	HANKS / KIRK	56.361	56.389	0.028	
16	666	33.629	58	23.020	16	58	L. EASTELL / M. EASTELL	56.586	56.648	0.062	
17	26	34.818	26	23.251	17	26	KING / MILLER	58.069	58.528	0.459	
18	14	35.018	14	23.368	18	14	BURNS / FAIRHURST	58.386	58.554	0.168	
19	20	36.364	20	24.887	19	20	DRISCOLL / HAYDEN	1:01.251	1:01.251	0.000	
20	19	40.846	19	27.065	20	19	MACBRIDE / EDWARDS	1:07.911	1:08.301	0.390	
21	167	43.022	167	29.241	21	167	PETTMAN / LEECH	1:12.263	1:12.726	0.463	
22	173	45.575	173	30.886	22	173	OWEN / BARDSLEY	1:16.461	1:16.949	0.488	

BMCRC-MRO Championships 2025 - Rnd 1 @ Brands Hatch Indy

BMCRC F1 & F2 Sidecars

RACE 13 - STATISTICS

Competitors Started 22
Planned Start 2025-03-15 @ 16:00:00.000
Actual Start 2025-03-15 @ 16:36:17.139
Finish Time 2025-03-15 @ 16:42:22.030
Track Length 1.2079mi.
Total Laps 138
Total Distance Covered 166.6964mi.

Session Fastest Lap History

NO	CL	NAME	LAP TIME	TIME OF DAY	LAP	VEHICLE
77	F1	REEVES / WILKES	51.061	16:38:04.422	2	LCR F2 YAMAHA
91	F1	WILLIAMS / JANSSENS	50.963	16:39:48.982	4	F600 LCR - YAMAHA
91	F1	WILLIAMS / JANSSENS	50.420	16:40:39.402	5	F600 LCR - YAMAHA

Session Leader History

NO	CL	NAME	FROM LAP	LAPS LED	DISTANCE	VEHICLE
77	F1	REEVES / WILKES	1	4	4.83 miles	LCR F2 YAMAHA
91	F1	WILLIAMS / JANSSENS	5	3	3.62 miles	F600 LCR - YAMAHA

Flag History

TYPE	TIME OF DAY
GREEN	16:36:17.139
FINISH	16:42:22.030

Flag Statistics

TYPE	COUNT	TOTAL LAPS	TOTAL TIME
Green	1	7	7:09.750
Red	0	0	0.000
Safety Car	0	0	0.000
FCY	0	0	0.000

BMCRC-MRO Championships 2025 - Rnd 1 @ Brands Hatch Indy

BMCRC F1 & F2 Sidecars

RACE 13 - STATISTICS

CLASS : F1

13 Starters

Fastest Lap History

NO	NAME	LAP TIME	TIME OF DAY	LAP	VEHICLE
77	REEVES / WILKES	51.061	16:38:04.422	2	LCR F2 YAMAHA
91	WILLIAMS / JANSSENS	50.963	16:39:48.982	4	F600 LCR - YAMAHA
91	WILLIAMS / JANSSENS	50.420	16:40:39.402	5	F600 LCR - YAMAHA

Leader History

NO	NAME	FROM LAP	LAPS LED	DISTANCE	VEHICLE
77	REEVES / WILKES	1	4	4.83 miles	LCR F2 YAMAHA
91	WILLIAMS / JANSSENS	5	3	3.62 miles	F600 LCR - YAMAHA

BMCRC-MRO Championships 2025 - Rnd 1 @ Brands Hatch Indy

BMCRC F1 & F2 Sidecars

RACE 13 - STATISTICS

CLASS : F2

9 Starters

Fastest Lap History

NO	NAME	LAP TIME	TIME OF DAY	LAP	VEHICLE
9	CLARKE / JOHNSON	53.907	16:38:09.805	2	CES YAMAHA R6
9	CLARKE / JOHNSON	53.728	16:39:03.533	3	CES YAMAHA R6
9	CLARKE / JOHNSON	53.492	16:39:57.024	4	CES YAMAHA R6
9	CLARKE / JOHNSON	52.968	16:41:43.623	6	CES YAMAHA R6

Leader History

NO	NAME	FROM LAP	LAPS LED	DISTANCE	VEHICLE
9	CLARKE / JOHNSON	1	7	8.45 miles	CES YAMAHA R6

BMCRC-MRO Championships 2025 - Rnd 1 @ Brands Hatch Indy

BMCRC F1 & F2 Sidecars

RACE 3 - GRID (12 Laps)

ROW 13			25	266 CROWE / PARKER	
ROW 12	24	13 AUBREY / EDWARDS	23	67 C. MOSS / P. MOSS	
ROW 11		22	48 BINGHAM / FAIRHURST	21	173 OWEN / BARDSLEY 1:16.949
ROW 10	20	167 PETTMAN / LEECH 1:12.726	19	19 MACBRIDE / EDWARDS 1:08.301	
ROW 9		18	20 DRISCOLL / HAYDEN 1:01.251	17	14 BURNS / FAIRHURST 58.554
ROW 8	16	26 KING / MILLER 58.528	15	58 L. EASTELL / M. EASTELL 56.648	
ROW 7		14	666 HANKS / KIRK 56.389	13	100 HOLLAND / STEVENS 56.181
ROW 6	12	32 W.SMITH / A.SMITH 55.846	11	23 THOMAS / SIGSWORTH 55.809	
ROW 5		10	69 LAMBERT / JEVANS	9	83 BUCHANAN / EVANS 55.154
ROW 4	8	65 FAIERS / FOX 54.317	7	101 WAKLEY / HILDIGE 54.316	
ROW 3		6	11 GILBERT / WINFIELD 54.239	5	27 KIRBY / ASTLEY 53.275
ROW 2	4	4 PEACH / HOPE 53.223	3	9 CLARKE / JOHNSON 52.968	
ROW 1		2	77 REEVES / WILKES 51.061	1	91 WILLIAMS / JANSSENS 50.420
Pole					

These results are provisional until the conclusion of any judicial and technical matters.

Brands Hatch Indy: 1.2079 miles

Clerk Of Course:

Timekeeper:

Craig Smith



Results can be found at www.tsl-timing.com

Printed - 16:49 Saturday, 15 March 2025



BMCRC-MRO Championships 2025 - Rnd 1 @ Brands Hatch Indy

BMCRC F1 & F2 Sidecars

RACE 3 - CLASSIFICATION

Race Distance: 12 Laps / 14.49 miles

POS	NO	CL	PIC	NAME	ENTRY	LAPS	TIME	GAP	DIFF	MPH	BEST	ON	GRD	↑↓
1	4	F1	1	PEACH / HOPE	LCR SIDECAR - Lifesafety Motorsport	12	10:49.547			80.33	52.520	10	4	3
2	65	F1	2	FAIERS / FOX	Dean Ryde YAMAHA R6 - AWracing Ltd	12	11:00.471	10.924	10.924	79.00	53.813	9	8	6
3	101	F1	3	WAKLEY / HILDIGE	Ryde F1 - WPS Racing - Assured Office Solutions Ltd	12	11:04.133	14.586	3.662	78.57	53.612	9	7	4
4	69	F2	1	LAMBERT / JEVANS	Honda LCR - Graham Anne Ward	12	11:18.398	28.851	14.265	76.92	54.925	9	10	6
5	83	F2	2	BUCHANAN / EVANS	Kawasaki LUMLEY SIDECAR - Bull Inn Racing	12	11:18.782	29.235	0.384	76.87	55.002	8	9	4
6	23	F2	3	THOMAS / SIGSWORTH	Ireson HONDA - Team Walters And Thomas Sidecar racing	12	11:18.908	29.361	0.126	76.86	54.526	9	11	5
7	97	F1	4	DAWSON / SIMS	Molyneux YAMAHA - Dawson Classic Motorcycles	12	11:39.444	49.897	20.536	74.60	55.275	6	26	19
8	666	F2	4	HANKS / KIRK	GLR Honda CBR 600 - JHM racing / Greg Lambert Racing	12	11:41.089	51.542	1.645	74.43	56.997	3	14	6
9	26*	F2	5	KING / MILLER	Lumley Ireson F2 - Townsend Motors	12	11:51.540	1:01.993	10.451	73.33	56.362	6	16	7
10	14	F1	5	BURNS / FAIRHURST	Yamaha F1 PRE INJECTION - MRB Fencing Doncaster	11	10:51.681	1 Lap	1 Lap	73.40	57.630	8	17	7
11	13	F1	6	AUBREY / EDWARDS	Ireson SUZUKI - KW Racing	11	11:21.035	1 Lap	29.354	70.23	59.541	7	24	13
12	20	F2	6	DRISCOLL / HAYDEN	-	11	11:46.411	1 Lap	25.376	67.71	1:01.173	4	18	6
13	19	F1	7	MACBRIDE / EDWARDS	LCR YAMAHA 600 - Lifesafety Motorsport	10	11:10.606	2 Laps	1 Lap	64.84	1:04.682	2	19	6
14	167	F1	8	PETTMAN / LEECH	Baker 1000 YAMAHA - Wesso Racing	9	11:26.752	3 Laps	1 Lap	56.98	1:13.700	2	20	6

NOT CLASSIFIED

DNF	27	F1		KIRBY / ASTLEY	ARS Yamaha F600 - KRT	11	9:55.217	1 Lap	0.000	80.36	52.608	5	5	
DNF	32	F1		W.SMITH / A.SMITH	- TTSR Ltd	8	7:33.925	4 Laps	3 Laps	76.63	54.862	5	12	
NC	173	F2		OWEN / BARDSLEY	Ireson/Yamaha 600 -	8	10:57.934	4 Laps	3:24.009	52.87	1:18.091	2	21	
DNF	100	F1		HOLLAND / STEVENS	- WPS Racing - Assured Office Solutions Ltd	7	6:29.426	5 Laps	1 Lap	78.16	53.601	5	13	
DNF	9	F2		CLARKE / JOHNSON	CES YAMAHA R6 - Eddys Moto	6	5:32.124	6 Laps	1 Lap	78.55	53.696	5	3	
DNF	11	F1		GILBERT / WINFIELD	Ryde 1000 - Angel Inn. Blyth	2	1:55.434	10 Laps	4 Laps	75.34	54.787	2	6	
DNF	58	F1		L. EASTELL / M. EASTELL	LCR YAMAHA - Lee Eastell Engineering services ltd	0								15

FASTEST LAP

4	F1	PEACH / HOPE	LCR SIDECAR - Lifesafety Motorsport	10	52.520	82.79 mph	133.25 kph
9	F2	CLARKE / JOHNSON	CES YAMAHA R6 - Eddys Moto	5	53.696	80.98 mph	130.33 kph

* No. 26 - 10 second penalty - yellow flag infringement

Class F1 - 92.5% of Race Speed = 74.30 mph

Class F2 - 92.5% of Race Speed = 71.15 mph

Weather / Track : Cloudy / Dry

These results are provisional until the conclusion of any judicial and technical matters.

Date: 16/03/2025 Start: 10:56 Finish: 11:07

Brands Hatch Indy: 1.2079 miles

Clerk Of Course:

Timekeeper:

Craig Smith



Results can be found at www.tsl-timing.com

Printed - 11:11 Sunday, 16 March 2025



BMCRC-MRO Championships 2025 - Rnd 1 @ Brands Hatch Indy

BMCRC F1 & F2 Sidecars

RACE 3 - LAP CHART

LAP 1 @ 10:57:22.924

NO	BEHIND	LAP TIME
27		59.380
4	0.397	59.777
11	1.267	1:00.647
9	1.510	1:00.890
65	2.388	1:01.768
83	3.080	1:02.460
69	3.267	1:02.647
32	3.467	1:02.847
100	3.811	1:03.191
101	4.333	1:03.713
23	4.541	1:03.921
26	6.257	1:05.637
666	7.152	1:06.532
14	7.357	1:06.737
13	10.102	1:09.482
20	10.407	1:09.787
97	10.596	1:09.976
19	13.731	1:13.111
167	22.870	1:22.250
173	33.862	1:33.242

LAP 2 @ 10:58:16.046

NO	BEHIND	LAP TIME
27		53.122
4	0.749	53.474
9	2.213	53.825
11	2.932	54.787
65	3.671	54.405
83	5.381	55.423
32	5.883	55.538
100	6.235	55.546
69	6.351	56.206
101	6.529	55.318
23	7.613	56.194
666	11.462	57.432
14	12.298	58.063
26	12.731	59.596
97	16.135	58.661
13	17.183	1:00.203
20	20.251	1:02.966
19	25.291	1:04.682
167	43.448	1:13.700

LAP 3 @ 10:59:09.269

NO	BEHIND	LAP TIME
27		53.223
4	0.809	53.283
9	2.896	53.906
65	4.708	54.260
173	1 Lap	1:18.091
83	7.651	55.493
100	7.769	54.757
32	7.922	55.262
101	8.216	54.910
69	8.913	55.785
23	10.006	55.616
666	15.236	56.997
14	16.898	57.823
26	17.130	57.622
97	20.226	57.314
13	24.441	1:00.481
20	29.098	1:02.070

LAP 4 @ 11:00:02.758

NO	BEHIND	LAP TIME
27		53.489
4	0.788	53.468
9	3.355	53.948
65	5.489	54.270
100	8.675	54.395
101	9.126	54.399
83	9.846	55.684
167	1 Lap	1:14.534
32	11.379	56.946
69	11.766	56.342
23	11.819	55.302
666	19.030	57.283
14	21.252	57.843
26	21.424	57.783
97	22.974	56.237
13	31.697	1:00.745
173	1 Lap	1:20.089
20	36.782	1:01.173
19	50.238	1:06.328

LAP 5 @ 11:00:55.366

NO	BEHIND	LAP TIME
27		52.608
4	0.908	52.728
9	4.443	53.696
65	6.700	53.819
100	9.668	53.601
101	10.281	53.763
83	12.247	55.009
32	13.633	54.862
23	14.461	55.250
69	14.936	55.778
666	23.833	57.411
26	26.318	57.502
14	27.956	59.312
97	28.089	57.723
167	1 Lap	1:15.431
13	39.643	1:00.554
20	48.710	1:04.536

LAP 6 @ 11:01:49.714

NO	BEHIND	LAP TIME
27		54.348
4	0.628	54.068
9	5.954	55.859
65	6.995	54.643
173	2 Laps	1:22.733
100	8.991	53.671
19	1 Lap	1:06.803
101	10.894	54.961
83	13.335	55.436
32	14.741	55.456
69	15.640	55.052
23	15.942	55.829
666	26.781	57.296
26	28.332	56.362
97	29.016	55.275
14	32.517	58.909
13	47.198	1:01.903

LAP 7 @ 11:02:43.133

NO	BEHIND	LAP TIME
27		53.419
167	2 Laps	1:14.714
4	1.210	54.001
20	1 Lap	1:01.966
65	7.720	54.144
100	9.837	54.265
101	11.896	54.421
83	15.673	55.757
32	17.441	56.119
69	18.269	56.048
23	18.370	55.847
19	1 Lap	1:07.255
666	31.202	57.840
26	32.811	57.898
97	33.499	57.902
14	37.660	58.562
173	2 Laps	1:23.947
13	53.320	59.541

LAP 8 @ 11:03:36.789

NO	BEHIND	LAP TIME
27		53.656
4	0.786	53.232
65	8.461	54.397
101	12.734	54.494
20	1 Lap	1:03.586
83	17.019	55.002
69	20.044	55.431
32	20.680	56.895
23	20.782	56.068
167	2 Laps	1:15.823
666	34.788	57.242
19	1 Lap	1:05.473
26	36.469	57.314
97	37.227	57.384
14	41.634	57.630

LAP 9 @ 11:04:31.727

NO	BEHIND	LAP TIME
4		54.152
27	0.577	55.515
13	1 Lap	1:02.176
65	7.336	53.813
173	3 Laps	1:21.348
101	11.408	53.612
83	17.929	55.848
69	20.031	54.925
23	20.370	54.526
20	1 Lap	1:03.083
666	38.773	58.923
26	40.111	58.580
97	40.582	58.293
14	47.065	1:00.369
167	2 Laps	1:19.203
19	1 Lap	1:07.054

LAP 10 @ 11:05:24.247

NO	BEHIND	LAP TIME
4		52.520
27	0.828	52.771
65	10.685	55.869

101	13.181	54.293
13	1 Lap	1:01.323
83	21.032	55.623
69	22.541	55.030
23	23.130	55.280
20	1 Lap	1:07.570
173	3 Laps	1:19.117
666	43.253	57.000
26	44.448	56.857
97	44.724	56.662
14	52.577	58.032

LAP 11 @ 11:06:17.790

NO	BEHIND	LAP TIME
4		53.543
27	0.971	53.686
19	2 Laps	1:05.188
65	11.706	54.564
101	13.940	54.302
167	3 Laps	1:16.409
83	23.282	55.793
13	1 Lap	1:01.636
69	23.978	54.980
23	24.301	54.714
20	1 Lap	1:04.443
97	48.014	56.833
666	48.114	58.404
26	49.266	58.361

LAP 12 @ 11:07:13.091

NO	BEHIND	LAP TIME
4		55.301
14	1 Lap	58.401
173	4 Laps	1:19.367
65	10.924	54.519
101	14.586	55.947
19	2 Laps	1:09.381
69	28.851	1:00.174
83	29.235	1:01.254
23	29.361	1:00.361
13	1 Lap	1:02.991
167	3 Laps	1:14.688
97	49.897	57.184
666	51.542	58.729
26	51.993	58.028
20	1 Lap	1:05.231

BMCRC-MRO Championships 2025 - Rnd 1 @ Brands Hatch Indy

BMCRC F1 & F2 Sidecars

RACE 3 - POSITION CHART

No	Name	Lap Pos	Lap												
			1	2	3	4	5	6	7	8	9	10	11	12	
9	CLARKE / JOHNSON	1	27	27	27	27	27	27	27	27	27	4	4	4	4
4	PEACH / HOPE	2	4	4	4	4	4	4	4	4	4	27	27	27	65
27	KIRBY / ASTLEY	3	11	9	9	9	9	9	65	65	65	65	65	101	
11	GILBERT / WINFIELD	4	9	11	65	65	65	65	100	101	101	101	101	101	69
101	WAKLEY / HILDIGE	5	65	65	83	100	100	100	101	83	83	83	83	83	
65	FAIERS / FOX	6	83	83	100	101	101	101	83	69	69	69	69	23	
83	BUCHANAN / EVANS	7	69	32	32	83	83	83	32	32	23	23	23	97	
69	LAMBERT / JEVANS	8	32	100	101	32	32	32	69	23	666	666	97	666	
23	THOMAS / SIGSWORT	9	100	69	69	69	23	69	23	666	26	26	666	26	
32	W.SMITH / A.SMITH	10	101	101	23	23	69	23	666	26	97	97	26		
100	HOLLAND / STEVENS	11	23	23	666	666	666	666	26	97	14	14	14		
666	HANKS / KIRK	12	26	666	14	14	26	26	97	14	13	13	13		
58	L. EASTELL / M. EASTE	13	666	14	26	26	14	97	14	13	20	20	20		
26	KING / MILLER	14	14	26	97	97	97	14	13	20	19	19			
14	BURNS / FAIRHURST	15	13	97	13	13	13	13	20	19	167				
20	DRISCOLL / HAYDEN	16	20	13	20	20	20	20	19	167					
19	MACBRIDE / EDWARD	17	97	20	19	19	19	19	167	173					
167	PETTMAN / LEECH	18	19	19	167	167	167	167	173						
173	OWEN / BARDSLEY	19	167	167	173	173	173	173							
13	AUBREY / EDWARDS	20	173	173											
97	DAWSON / SIMS	21													

BMCRC-MRO Championships 2025 - Rnd 1 @ Brands Hatch Indy

BMCRC F1 & F2 Sidecars

RACE 3 - SECTOR ANALYSIS



SECTOR 1 = FL to I1, SECTOR 2 = I1 to FL, DIFF = Difference To Personal Best Lap, P = Crossed Finish Line in Pit Lane, D = Time Disallowed

P1		4 F1		PEACH / HOPE		LCR SIDECAR - Lifesafety Motorsport	
IDEAL LAP TIME : 52.520		BEST LAP TIME : 52.520		DIFFERENCE : 0.000			
LAP	SECTOR 1	SECTOR 2	LAP TIME	MPH	DIFF	TIME OF DAY	
1 -		22.147	59.777	72.74	7.257	10:57:23.321	
2 -	31.992	21.482	53.474	81.32	0.954	10:58:16.795	
3 -	31.685	21.598	53.283	81.61	0.763	10:59:10.078	
4 -	31.794	21.674	53.468	81.33	0.948	11:00:03.546	
5 -	31.405	21.323	52.728 (2)	82.47	0.208	11:00:56.274	
6 -	31.783	22.285	54.068	80.42	1.548	11:01:50.342	
7 -	31.541	22.460	54.001	80.52	1.481	11:02:44.343	
8 -	31.427	21.805	53.232 (3)	81.69	0.712	11:03:37.575	
9 -	32.316	21.836	54.152	80.30	1.632	11:04:31.727	
10 -	31.209	21.311	52.520 (1)	82.79		11:05:24.247	
11 -	31.759	21.784	53.543	81.21	1.023	11:06:17.790	
12 -	32.704	22.597	55.301	78.63	2.781	11:07:13.091	

P2		65 F1		FAIERS / FOX		Dean Ryde YAMAHA R6 - AW Racing Ltd	
IDEAL LAP TIME : 53.592		BEST LAP TIME : 53.813		DIFFERENCE : 0.221			
LAP	SECTOR 1	SECTOR 2	LAP TIME	MPH	DIFF	TIME OF DAY	
1 -		22.369	1:01.768	70.40	7.955	10:57:25.312	
2 -	32.232	22.173	54.405	79.93	0.592	10:58:19.717	
3 -	32.124	22.136	54.260	80.14	0.447	10:59:13.977	
4 -	31.759	22.511	54.270	80.12	0.457	11:00:08.247	
5 -	31.800	22.019	53.819 (2)	80.80	0.006	11:01:02.066	
6 -	31.879	22.764	54.643	79.58	0.830	11:01:56.709	
7 -	32.231	21.913	54.144 (3)	80.31	0.331	11:02:50.853	
8 -	32.393	22.004	54.397	79.94	0.584	11:03:45.250	
9 -	31.980	21.833	53.813 (1)	80.80		11:04:39.063	
10 -	33.880	21.989	55.869	77.83	2.056	11:05:34.932	
11 -	32.208	22.356	54.564	79.69	0.751	11:06:29.496	
12 -	32.327	22.192	54.519	79.76	0.706	11:07:24.015	

P3		101 F1		WAKLEY / HILDIGE		Ryde F1 - WPS Racing - Assured Office Solutions Ltd	
IDEAL LAP TIME : 53.472		BEST LAP TIME : 53.612		DIFFERENCE : 0.140			
LAP	SECTOR 1	SECTOR 2	LAP TIME	MPH	DIFF	TIME OF DAY	
1 -		22.723	1:03.713	68.25	10.101	10:57:27.257	
2 -	33.006	22.312	55.318	78.61	1.706	10:58:22.575	
3 -	32.241	22.669	54.910	79.19	1.298	10:59:17.485	
4 -	32.279	22.120	54.399	79.93	0.787	11:00:11.884	
5 -	31.756	22.007	53.763 (2)	80.88	0.151	11:01:05.647	
6 -	32.537	22.424	54.961	79.12	1.349	11:02:00.608	
7 -	32.411	22.010	54.421	79.90	0.809	11:02:55.029	
8 -	32.151	22.343	54.494	79.79	0.882	11:03:49.523	
9 -	31.465	22.147	53.612 (1)	81.11		11:04:43.135	
10 -	32.254	22.039	54.293 (3)	80.09	0.681	11:05:37.428	
11 -	31.741	22.561	54.302	80.08	0.690	11:06:31.730	
12 -	33.335	22.612	55.947	77.72	2.335	11:07:27.677	

BMCRC-MRO Championships 2025 - Rnd 1 @ Brands Hatch Indy

BMCRC F1 & F2 Sidecars

RACE 3 - SECTOR ANALYSIS



SECTOR 1 = FL to I1, SECTOR 2 = I1 to FL, DIFF = Difference To Personal Best Lap, P = Crossed Finish Line in Pit Lane, D = Time Disallowed

P4 69 F2 LAMBERT / JEVANS		Honda LCR - Graham Anne Ward				
IDEAL LAP TIME : 54.756		BEST LAP TIME : 54.925		DIFFERENCE : 0.169		
LAP	SECTOR 1	SECTOR 2	LAP TIME	MPH	DIFF	TIME OF DAY
1 -		22.866	1:02.647	69.41	7.722	10:57:26.191
2 -	33.071	23.135	56.206	77.36	1.281	10:58:22.397
3 -	33.253	22.532	55.785	77.95	0.860	10:59:18.182
4 -	33.115	23.227	56.342	77.18	1.417	11:00:14.524
5 -	33.260	22.518	55.778	77.96	0.853	11:01:10.302
6 -	32.639	22.413	55.052	78.99	0.127	11:02:05.354
7 -	33.546	22.502	56.048	77.58	1.123	11:03:01.402
8 -	32.845	22.586	55.431	78.45	0.506	11:03:56.833
9 -	32.343	22.582	54.925 (1)	79.17		11:04:51.758
10 -	32.596	22.434	55.030 (3)	79.02	0.105	11:05:46.788
11 -	32.424	22.556	54.980 (2)	79.09	0.055	11:06:41.768
12 -	37.227	22.947	1:00.174	72.26	5.249	11:07:41.942

P5 83 F2 BUCHANAN / EVANS		Kawasaki LUMLEY SIDECAR - Bull Inn Racing				
IDEAL LAP TIME : 54.660		BEST LAP TIME : 55.002		DIFFERENCE : 0.342		
LAP	SECTOR 1	SECTOR 2	LAP TIME	MPH	DIFF	TIME OF DAY
1 -		22.914	1:02.460	69.62	7.458	10:57:26.004
2 -	32.577	22.846	55.423 (3)	78.46	0.421	10:58:21.427
3 -	32.699	22.794	55.493	78.36	0.491	10:59:16.920
4 -	32.882	22.802	55.684	78.09	0.682	11:00:12.604
5 -	32.545	22.464	55.009 (2)	79.05	0.007	11:01:07.613
6 -	32.437	22.999	55.436	78.44	0.434	11:02:03.049
7 -	33.080	22.677	55.757	77.99	0.755	11:02:58.806
8 -	32.196	22.806	55.002 (1)	79.06		11:03:53.808
9 -	32.970	22.878	55.848	77.86	0.846	11:04:49.656
10 -	32.659	22.964	55.623	78.17	0.621	11:05:45.279
11 -	32.957	22.836	55.793	77.94	0.791	11:06:41.072
12 -	38.155	23.099	1:01.254	70.99	6.252	11:07:42.326

P6 23 F2 THOMAS / SIGSWORTH		Ireson HONDA - Team Walters And Thomas Sidecar racing				
IDEAL LAP TIME : 54.263		BEST LAP TIME : 54.526		DIFFERENCE : 0.263		
LAP	SECTOR 1	SECTOR 2	LAP TIME	MPH	DIFF	TIME OF DAY
1 -		23.534	1:03.921	68.03	9.395	10:57:27.465
2 -	33.803	22.391	56.194	77.38	1.668	10:58:23.659
3 -	33.147	22.469	55.616	78.18	1.090	10:59:19.275
4 -	32.853	22.449	55.302	78.63	0.776	11:00:14.577
5 -	33.073	22.177	55.250 (3)	78.70	0.724	11:01:09.827
6 -	33.572	22.257	55.829	77.89	1.303	11:02:05.656
7 -	33.728	22.119	55.847	77.86	1.321	11:03:01.503
8 -	33.280	22.788	56.068	77.55	1.542	11:03:57.571
9 -	32.144	22.382	54.526 (1)	79.75		11:04:52.097
10 -	33.128	22.152	55.280	78.66	0.754	11:05:47.377
11 -	32.585	22.129	54.714 (2)	79.47	0.188	11:06:42.091
12 -	37.837	22.524	1:00.361	72.04	5.835	11:07:42.452

BMCRC-MRO Championships 2025 - Rnd 1 @ Brands Hatch Indy

BMCRC F1 & F2 Sidecars

RACE 3 - SECTOR ANALYSIS



SECTOR 1 = FL to I1, SECTOR 2 = I1 to FL, DIFF = Difference To Personal Best Lap, P = Crossed Finish Line in Pit Lane, D = Time Disallowed

P7 97 F2 DAWSON / SIMS		Molyneux YAMAHA - Dawson Classic Motorcycles				
IDEAL LAP TIME : 55.275		BEST LAP TIME : 55.275		DIFFERENCE : 0.000		
LAP	SECTOR 1	SECTOR 2	LAP TIME	MPH	DIFF	TIME OF DAY
1 -		24.249	1:09.976	62.14	14.701	10:57:33.520
2 -	35.576	23.085	58.661	74.13	3.386	10:58:32.181
3 -	34.142	23.172	57.314	75.87	2.039	10:59:29.495
4 -	33.071	23.166	56.237 (2)	77.32	0.962	11:00:25.732
5 -	34.109	23.614	57.723	75.33	2.448	11:01:23.455
6 -	32.923	22.352	55.275 (1)	78.67		11:02:18.730
7 -	34.093	23.809	57.902	75.10	2.627	11:03:16.632
8 -	34.321	23.063	57.384	75.78	2.109	11:04:14.016
9 -	35.227	23.066	58.293	74.59	3.018	11:05:12.309
10 -	33.679	22.983	56.662 (3)	76.74	1.387	11:06:08.971
11 -	34.451	22.382	56.833	76.51	1.558	11:07:05.804
12 -	34.653	22.531	57.184	76.04	1.909	11:08:02.988

P8 666 F2 HANKS / KIRK		GLR Honda CBR 600 - JHM racing / Greg Lambert Racing				
IDEAL LAP TIME : 56.588		BEST LAP TIME : 56.997		DIFFERENCE : 0.409		
LAP	SECTOR 1	SECTOR 2	LAP TIME	MPH	DIFF	TIME OF DAY
1 -		23.708	1:06.532	65.36	9.535	10:57:30.076
2 -	34.610	22.822	57.432	75.71	0.435	10:58:27.508
3 -	33.951	23.046	56.997 (1)	76.29		10:59:24.505
4 -	34.137	23.146	57.283	75.91	0.286	11:00:21.788
5 -	34.599	22.812	57.411	75.74	0.414	11:01:19.199
6 -	34.365	22.931	57.296	75.89	0.299	11:02:16.495
7 -	33.810	24.030	57.840	75.18	0.843	11:03:14.335
8 -	33.937	23.305	57.242 (3)	75.96	0.245	11:04:11.577
9 -	35.721	23.202	58.923	73.80	1.926	11:05:10.500
10 -	33.776	23.224	57.000 (2)	76.29	0.003	11:06:07.500
11 -	35.092	23.312	58.404	74.45	1.407	11:07:05.904
12 -	35.591	23.138	58.729	74.04	1.732	11:08:04.633

P9 26 F2 KING / MILLER		Lumley Ireson F2 - Townsend Motors				
IDEAL LAP TIME : 56.327		BEST LAP TIME : 56.362		DIFFERENCE : 0.035		
LAP	SECTOR 1	SECTOR 2	LAP TIME	MPH	DIFF	TIME OF DAY
1 -		23.438	1:05.637	66.25	9.275	10:57:29.181
2 -	36.122	23.474	59.596	72.96	3.234	10:58:28.777
3 -	34.531	23.091	57.622	75.46	1.260	10:59:26.399
4 -	34.868	22.915	57.783	75.25	1.421	11:00:24.182
5 -	34.663	22.839	57.502	75.62	1.140	11:01:21.684
6 -	33.554	22.808	56.362 (1)	77.15		11:02:18.046
7 -	33.946	23.952	57.898	75.10	1.536	11:03:15.944
8 -	34.344	22.970	57.314 (3)	75.87	0.952	11:04:13.258
9 -	34.883	23.697	58.580	74.23	2.218	11:05:11.838
10 -	33.821	23.036	56.857 (2)	76.48	0.495	11:06:08.695
11 -	34.833	23.528	58.361	74.51	1.999	11:07:07.056
12 -	35.255	22.773	58.028	74.93	1.666	11:08:05.084

BMCRC-MRO Championships 2025 - Rnd 1 @ Brands Hatch Indy

BMCRC F1 & F2 Sidecars

RACE 3 - SECTOR ANALYSIS



SECTOR 1 = FL to I1, SECTOR 2 = I1 to FL, DIFF = Difference To Personal Best Lap, P = Crossed Finish Line in Pit Lane, D = Time Disallowed

P10 14 F1		BURNS / FAIRHURST		Yamaha F1 PRE INJECTION - MRB Fencing Doncaster		
IDEAL LAP TIME : 57.431		BEST LAP TIME : 57.630		DIFFERENCE : 0.199		
LAP	SECTOR 1	SECTOR 2	LAP TIME	MPH	DIFF	TIME OF DAY
1 -		24.209	1:06.737	65.15	9.107	10:57:30.281
2 -	34.837	23.226	58.063	74.89	0.433	10:58:28.344
3 -	34.234	23.589	57.823 (2)	75.20	0.193	10:59:26.167
4 -	34.582	23.261	57.843 (3)	75.17	0.213	11:00:24.010
5 -	35.495	23.817	59.312	73.31	1.682	11:01:23.322
6 -	35.035	23.874	58.909	73.81	1.279	11:02:22.231
7 -	34.972	23.590	58.562	74.25	0.932	11:03:20.793
8 -	34.433	23.197	57.630 (1)	75.45		11:04:18.423
9 -	35.453	24.916	1:00.369	72.03	2.739	11:05:18.792
10 -	34.792	23.240	58.032	74.93	0.402	11:06:16.824
11 -	34.380	24.021	58.401	74.46	0.771	11:07:15.225

P11 13 F1		AUBREY / EDWARDS		Ireson SUZUKI - KW Racing		
IDEAL LAP TIME : 59.541		BEST LAP TIME : 59.541		DIFFERENCE : 0.000		
LAP	SECTOR 1	SECTOR 2	LAP TIME	MPH	DIFF	TIME OF DAY
1 -		24.001	1:09.482	62.58	9.941	10:57:33.026
2 -	36.248	23.955	1:00.203 (2)	72.23	0.662	10:58:33.229
3 -	36.479	24.002	1:00.481 (3)	71.90	0.940	10:59:33.710
4 -	36.660	24.085	1:00.745	71.58	1.204	11:00:34.455
5 -	36.570	23.984	1:00.554	71.81	1.013	11:01:35.009
6 -	37.664	24.239	1:01.903	70.24	2.362	11:02:36.912
7 -	35.971	23.570	59.541 (1)	73.03		11:03:36.453
8 -	38.180	23.996	1:02.176	69.94	2.635	11:04:38.629
9 -	37.177	24.146	1:01.323	70.91	1.782	11:05:39.952
10 -	37.277	24.359	1:01.636	70.55	2.095	11:06:41.588
11 -	39.396	23.595	1:02.991	69.03	3.450	11:07:44.579

P12 20 F2		DRISCOLL / HAYDEN		-		
IDEAL LAP TIME : 1:01.046		BEST LAP TIME : 1:01.173		DIFFERENCE : 0.127		
LAP	SECTOR 1	SECTOR 2	LAP TIME	MPH	DIFF	TIME OF DAY
1 -		24.683	1:09.787	62.31	8.614	10:57:33.331
2 -	37.734	25.232	1:02.966	69.06	1.793	10:58:36.297
3 -	36.624	25.446	1:02.070 (3)	70.05	0.897	10:59:38.367
4 -	36.363	24.810	1:01.173 (1)	71.08		11:00:39.540
5 -	38.584	25.952	1:04.536	67.38	3.363	11:01:44.076
6 -	36.784	25.182	1:01.966 (2)	70.17	0.793	11:02:46.042
7 -	37.946	25.640	1:03.586	68.38	2.413	11:03:49.628
8 -	37.501	25.582	1:03.083	68.93	1.910	11:04:52.711
9 -	40.426	27.144	1:07.570	64.35	6.397	11:06:00.281
10 -	39.210	25.233	1:04.443	67.47	3.270	11:07:04.724
11 -	38.773	26.458	1:05.231	66.66	4.058	11:08:09.955

P13 19 F1		MACBRIDE / EDWARDS		LCR YAMAHA 600 - Lifesafety Motorsport		
IDEAL LAP TIME : 1:04.202		BEST LAP TIME : 1:04.682		DIFFERENCE : 0.480		
LAP	SECTOR 1	SECTOR 2	LAP TIME	MPH	DIFF	TIME OF DAY
1 -		25.605	1:13.111	59.47	8.429	10:57:36.655
2 -	38.597	26.085	1:04.682 (1)	67.23		10:58:41.337
3 -	38.858	26.473	1:05.331 (3)	66.56	0.649	10:59:46.668
4 -	39.857	26.471	1:06.328	65.56	1.646	11:00:52.996
5 -	39.429	27.374	1:06.803	65.09	2.121	11:01:59.799
6 -	40.740	26.515	1:07.255	64.65	2.573	11:03:07.054
7 -	38.758	26.715	1:05.473	66.41	0.791	11:04:12.527
8 -	40.571	26.483	1:07.054	64.85	2.372	11:05:19.581
9 -	38.797	26.391	1:05.188 (2)	66.70	0.506	11:06:24.769
10 -	40.719	28.662	1:09.381	62.67	4.699	11:07:34.150

BMCRC-MRO Championships 2025 - Rnd 1 @ Brands Hatch Indy

BMCRC F1 & F2 Sidecars

RACE 3 - SECTOR ANALYSIS



SECTOR 1 = FL to I1, SECTOR 2 = I1 to FL, DIFF = Difference To Personal Best Lap, P = Crossed Finish Line in Pit Lane, D = Time Disallowed

P14 167 F1		PETTMAN / LEECH		Baker 1000 YAMAHA - Wesso Racing			
IDEAL LAP TIME : 1:13.349		BEST LAP TIME : 1:13.700		DIFFERENCE : 0.351			
LAP	SECTOR 1	SECTOR 2	LAP TIME	MPH	DIFF	TIME OF DAY	
1 -		29.917	1:22.250	52.87	8.550	10:57:45.794	
2 -	43.957	29.743	1:13.700 (1)	59.00		10:58:59.494	
3 -	43.999	30.535	1:14.534 (2)	58.34	0.834	11:00:14.028	
4 -	44.512	30.919	1:15.431	57.65	1.731	11:01:29.459	
5 -	43.606	31.108	1:14.714	58.20	1.014	11:02:44.173	
6 -	45.092	30.731	1:15.823	57.35	2.123	11:03:59.996	
7 -	48.019	31.184	1:19.203	54.90	5.503	11:05:19.199	
8 -	45.914	30.495	1:16.409	56.91	2.709	11:06:35.608	
9 -	44.881	29.807	1:14.688 (3)	58.22	0.988	11:07:50.296	

P15 27 F1		KIRBY / ASTLEY		ARS Yamaha F600 - KRT			
IDEAL LAP TIME : 52.595		BEST LAP TIME : 52.608		DIFFERENCE : 0.013			
LAP	SECTOR 1	SECTOR 2	LAP TIME	MPH	DIFF	TIME OF DAY	
1 -		21.802	59.380	73.23	6.772	10:57:22.924	
2 -	31.766	21.356	53.122 (3)	81.86	0.514	10:58:16.046	
3 -	31.396	21.827	53.223	81.70	0.615	10:59:09.269	
4 -	32.025	21.464	53.489	81.29	0.881	11:00:02.758	
5 -	31.296	21.312	52.608 (1)	82.66		11:00:55.366	
6 -	31.660	22.688	54.348	80.01	1.740	11:01:49.714	
7 -	31.283	22.136	53.419	81.40	0.811	11:02:43.133	
8 -	32.050	21.606	53.656	81.04	1.048	11:03:36.789	
9 -	33.710	21.805	55.515	78.33	2.907	11:04:32.304	
10 -	31.388	21.383	52.771 (2)	82.40	0.163	11:05:25.075	
11 -	31.941	21.745	53.686	81.00	1.078	11:06:18.761	

P16 32 F1		W.SMITH / A.SMITH		- TTSR Ltd			
IDEAL LAP TIME : 54.757		BEST LAP TIME : 54.862		DIFFERENCE : 0.105			
LAP	SECTOR 1	SECTOR 2	LAP TIME	MPH	DIFF	TIME OF DAY	
1 -		22.579	1:02.847	69.19	7.985	10:57:26.391	
2 -	32.937	22.601	55.538	78.29	0.676	10:58:21.929	
3 -	32.604	22.658	55.262 (2)	78.69	0.400	10:59:17.191	
4 -	33.632	23.314	56.946	76.36	2.084	11:00:14.137	
5 -	32.709	22.153	54.862 (1)	79.26		11:01:08.999	
6 -	33.296	22.160	55.456 (3)	78.41	0.594	11:02:04.455	
7 -	33.841	22.278	56.119	77.48	1.257	11:03:00.574	
8 -	34.021	22.874	56.895	76.43	2.033	11:03:57.469	

P17 173 F2		OWEN / BARDSLEY		Ireson/Yamaha 600 -			
IDEAL LAP TIME : 1:18.091		BEST LAP TIME : 1:18.091		DIFFERENCE : 0.000			
LAP	SECTOR 1	SECTOR 2	LAP TIME	MPH	DIFF	TIME OF DAY	
1 -		31.559	1:33.242	46.63	15.151	10:57:56.786	
2 -	46.651	31.440	1:18.091 (1)	55.68		10:59:14.877	
3 -	47.363	32.726	1:20.089	54.29	1.998	11:00:34.966	
4 -	49.425	33.308	1:22.733	52.56	4.642	11:01:57.699	
5 -	50.907	33.040	1:23.947	51.80	5.856	11:03:21.646	
6 -	48.122	33.226	1:21.348	53.45	3.257	11:04:42.994	
7 -	47.620	31.497	1:19.117 (2)	54.96	1.026	11:06:02.111	
8 -	46.994	32.373	1:19.367 (3)	54.79	1.276	11:07:21.478	

BMCRC-MRO Championships 2025 - Rnd 1 @ Brands Hatch Indy

BMCRC F1 & F2 Sidecars

RACE 3 - SECTOR ANALYSIS



SECTOR 1 = FL to I1, SECTOR 2 = I1 to FL, DIFF = Difference To Personal Best Lap, P = Crossed Finish Line in Pit Lane, D = Time Disallowed

P18		100 F1		HOLLAND / STEVENS		- WPS Racing - Assured Office Solutions Ltd	
IDEAL LAP TIME : 53.467		BEST LAP TIME : 53.601		DIFFERENCE : 0.134			
LAP	SECTOR 1	SECTOR 2	LAP TIME	MPH	DIFF	TIME OF DAY	
1 -		22.925	1:03.191	68.81	9.590	10:57:26.735	
2 -	32.755	22.791	55.546	78.28	1.945	10:58:22.281	
3 -	32.312	22.445	54.757	79.41	1.156	10:59:17.038	
4 -	32.572	21.823	54.395	79.94	0.794	11:00:11.433	
5 -	31.644	21.957	53.601 (1)	81.12		11:01:05.034	
6 -	31.777	21.894	53.671 (2)	81.02	0.070	11:01:58.705	
7 -	32.229	22.036	54.265 (3)	80.13	0.664	11:02:52.970	

P19		9 F2		CLARKE / JOHNSON		CES YAMAHA R6 - Eddys Moto	
IDEAL LAP TIME : 52.963		BEST LAP TIME : 53.696		DIFFERENCE : 0.733			
LAP	SECTOR 1	SECTOR 2	LAP TIME	MPH	DIFF	TIME OF DAY	
1 -		22.159	1:00.890	71.41	7.194	10:57:24.434	
2 -	32.356	21.469	53.825 (2)	80.79	0.129	10:58:18.259	
3 -	32.460	21.446	53.906 (3)	80.67	0.210	10:59:12.165	
4 -	31.517	22.431	53.948	80.60	0.252	11:00:06.113	
5 -	31.938	21.758	53.696 (1)	80.98		11:00:59.809	
6 -	33.003	22.856	55.859	77.84	2.163	11:01:55.668	

P20		11 F1		GILBERT / WINFIELD		Ryde 1000 - Angel Inn. Blyth	
IDEAL LAP TIME : 54.706		BEST LAP TIME : 54.787		DIFFERENCE : 0.081			
LAP	SECTOR 1	SECTOR 2	LAP TIME	MPH	DIFF	TIME OF DAY	
1 -		22.002	1:00.647	71.70	5.860	10:57:24.191	
2 -	32.704	22.083	54.787 (1)	79.37		10:58:18.978	

BMCRC-MRO Championships 2025 - Rnd 1 @ Brands Hatch Indy

BMCRC F1 & F2 Sidecars

RACE 3 - BEST SECTORS

POS	SECTOR 1		SECTOR 2		IDEAL / BEST COMPARISON						
	NO	TIME	NO	TIME	POS	NO	NAME	IDEAL	BEST	DIFF	
								PERFECT LAP	52.520		
1	4	31.209	4	21.311	1	4	PEACH / HOPE	52.520	52.520	0.000	
2	27	31.283	27	21.312	2	27	KIRBY / ASTLEY	52.595	52.608	0.013	
3	101	31.465	9	21.446	3	9	CLARKE / JOHNSON	52.963	53.696	0.733	
4	9	31.517	100	21.823	4	100	HOLLAND / STEVENS	53.467	53.601	0.134	
5	100	31.644	65	21.833	5	101	WAKLEY / HILDIGE	53.472	53.612	0.140	
6	65	31.759	11	22.002	6	65	FAIERS / FOX	53.592	53.813	0.221	
7	23	32.144	101	22.007	7	23	THOMAS / SIGSWORTH	54.263	54.526	0.263	
8	83	32.196	23	22.119	8	83	BUCHANAN / EVANS	54.660	55.002	0.342	
9	69	32.343	32	22.153	9	11	GILBERT / WINFIELD	54.706	54.787	0.081	
10	32	32.604	97	22.352	10	69	LAMBERT / JEVANS	54.756	54.925	0.169	
11	11	32.704	69	22.413	11	32	W.SMITH / A.SMITH	54.757	54.862	0.105	
12	97	32.923	83	22.464	12	97	DAWSON / SIMS	55.275	55.275	0.000	
13	26	33.554	26	22.773	13	26	KING / MILLER	56.327	56.362	0.035	
14	666	33.776	666	22.812	14	666	HANKS / KIRK	56.588	56.997	0.409	
15	14	34.234	14	23.197	15	14	BURNS / FAIRHURST	57.431	57.630	0.199	
16	13	35.971	13	23.570	16	13	AUBREY / EDWARDS	59.541	59.541	0.000	
17	20	36.363	20	24.683	17	20	DRISCOLL / HAYDEN	1:01.046	1:01.173	0.127	
18	19	38.597	19	25.605	18	19	MACBRIDE / EDWARDS	1:04.202	1:04.682	0.480	
19	167	43.606	167	29.743	19	167	PETTMAN / LEECH	1:13.349	1:13.700	0.351	
20	173	46.651	173	31.440	20	173	OWEN / BARDSLEY	1:18.091	1:18.091	0.000	
21											

BMCRC-MRO Championships 2025 - Rnd 1 @ Brands Hatch Indy

BMCRC F1 & F2 Sidecars

RACE 3 - STATISTICS

Competitors Started 21
Planned Start 2025-03-16 @ 11:00:00.000
Actual Start 2025-03-16 @ 10:56:23.543
Finish Time 2025-03-16 @ 11:07:13.090
Track Length 1.2079mi.
Total Laps 202
Total Distance Covered 244.0050mi.

Session Fastest Lap History

NO	CL	NAME	LAP TIME	TIME OF DAY	LAP	VEHICLE
27	F1	KIRBY / ASTLEY	53.122	10:58:16.054	2	ARS Yamaha F600
27	F1	KIRBY / ASTLEY	52.608	11:00:55.374	5	ARS Yamaha F600
4	F1	PEACH / HOPE	52.520	11:05:24.262	10	LCR SIDECAR

Session Leader History

NO	CL	NAME	FROM LAP	LAPS LED	DISTANCE	VEHICLE
27	F1	KIRBY / ASTLEY	1	8	9.66 miles	ARS Yamaha F600
4	F1	PEACH / HOPE	9	4	4.83 miles	LCR SIDECAR

Flag History

TYPE	TIME OF DAY
GREEN	10:56:23.543
FINISH	11:07:13.090

Flag Statistics

TYPE	COUNT	TOTAL LAPS	TOTAL TIME
Green	1	12	12:11.632
Red	0	0	0.000
Safety Car	0	0	0.000
FCY	0	0	0.000

BMCRC-MRO Championships 2025 - Rnd 1 @ Brands Hatch Indy

BMCRC F1 & F2 Sidecars

RACE 3 - STATISTICS

CLASS : F1

12 Starters

Fastest Lap History

NO	NAME	LAP TIME	TIME OF DAY	LAP	VEHICLE
27	KIRBY / ASTLEY	53.122	10:58:16.054	2	ARS Yamaha F600
27	KIRBY / ASTLEY	52.608	11:00:55.374	5	ARS Yamaha F600
4	PEACH / HOPE	52.520	11:05:24.262	10	LCR SIDECAR

Leader History

NO	NAME	FROM LAP	LAPS LED	DISTANCE	VEHICLE
27	KIRBY / ASTLEY	1	8	9.66 miles	ARS Yamaha F600
4	PEACH / HOPE	9	4	4.83 miles	LCR SIDECAR

BMCRC-MRO Championships 2025 - Rnd 1 @ Brands Hatch Indy

BMCRC F1 & F2 Sidecars

RACE 3 - STATISTICS

CLASS : F2

9 Starters

Fastest Lap History

NO	NAME	LAP TIME	TIME OF DAY	LAP	VEHICLE
9	CLARKE / JOHNSON	53.825	10:58:18.277	2	CES YAMAHA R6
9	CLARKE / JOHNSON	53.696	11:00:59.828	5	CES YAMAHA R6

Leader History

NO	NAME	FROM LAP	LAPS LED	DISTANCE	VEHICLE
9	CLARKE / JOHNSON	1	6	7.24 miles	CES YAMAHA R6
83	BUCHANAN / EVANS	7	5	6.03 miles	Kawasaki LUMLEY SIDECAR
69	LAMBERT / JEVANS	12	1	1.20 miles	Honda LCR

BMCRC-MRO Championships 2025 - Rnd 1 @ Brands Hatch Indy

BMCRC F1 & F2 Sidecars

RACE 13 - GRID (12 Laps)

ROW 13			25	67 C. MOSS / P. MOSS	
ROW 12	24	48 BINGHAM / FAIRHURST	23	77 REEVES / WILKES	
ROW 11		22	91 WILLIAMS / JANSSENS	21	58 L. EASTELL / M. EASTELL
ROW 10		1:18.091	20	173 OWEN / BARDSLEY	1:13.700
			19	167 PETTMAN / LEECH	
ROW 9		1:04.682	18	19 MACBRIDE / EDWARDS	1:01.173
			17	20 DRISCOLL / HAYDEN	
ROW 8		59.541	16	13 AUBREY / EDWARDS	57.630
			15	14 BURNS / FAIRHURST	
ROW 7		56.997	14	666 HANKS / KIRK	56.362
			13	26 KING / MILLER	
ROW 6		55.275	12	97 DAWSON / SIMS	55.002
			11	83 BUCHANAN / EVANS	
ROW 5			10	69 LAMBERT / KING	54.862
			9	32 W.SMITH / A.SMITH	
ROW 4		54.787	8	11 GILBERT / WINFIELD	54.526
			7	23 THOMAS / SIGSWORTH	
ROW 3		53.813	6	65 FAIERS / FOX	53.696
			5	9 CLARKE / JOHNSON	
ROW 2		53.612	4	101 WAKLEY / HILDIGE	53.601
			3	100 HOLLAND / STEVENS	
ROW 1		52.608	2	27 KIRBY / ASTLEY	52.520
			1	4 PEACH / HOPE	
				Pole	

These results are provisional until the conclusion of any judicial and technical matters.

Brands Hatch Indy: 1.2079 miles

Clerk Of Course:

Timekeeper:

Craig Smith



Results can be found at www.tsl-timing.com

Printed - 11:13 Sunday, 16 March 2025



BMCRC-MRO Championships 2025 - Rnd 1 @ Brands Hatch Indy

BMCRC F1 & F2 Sidecars

RACE 13 - CLASSIFICATION

Race Distance: 12 Laps / 14.49 miles

POS	NO	CL	PIC	NAME	ENTRY	LAPS	TIME	GAP	DIFF	MPH	BEST	ON	GRD	↑↓
1	9	F2	1	CLARKE / JOHNSON	CES YAMAHA R6 - Eddys Moto	12	10:52.981			79.91	53.300	8	5	4
2	4	F1	1	PEACH / HOPE	LCR SIDECAR - Lifesafety Motorsport	12	10:53.529	0.548	0.548	79.84	53.465	8	1	-1
3	65	F1	2	FAIERS / FOX	Dean Ryde YAMAHA R6 - AWracing Ltd	12	10:54.207	1.226	0.678	79.76	53.429	7	6	3
4	100	F1	3	HOLLAND / STEVENS	- WPS Racing - Assured Office Solutions Ltd	12	10:54.604	1.623	0.397	79.71	53.368	8	3	-1
5	101	F1	4	WAKLEY / HILDIGE	Ryde F1 - WPS Racing - Assured Office Solutions Ltd	12	10:55.393	2.412	0.789	79.62	53.003	10	4	-1
6	23	F2	2	THOMAS / SIGSWORTH	Ireson HONDA - Team Walters And Thomas Sidecar racing	12	11:10.010	17.029	14.617	77.88	54.747	8	7	1
7	83	F2	3	BUCHANAN / EVANS	Kawasaki LUMLEY SIDECAR - Bull Inn Racing	12	11:13.235	20.254	3.225	77.51	54.634	6	11	4
8	69*	F2	4	LAMBERT / KING	Honda LCR - Graham Anne Ward	12	11:22.368	29.387	9.133	76.47	54.722	6	10	2
9	666	F2	5	HANKS / KIRK	GLR Honda CBR 600 - JHM racing / Greg Lambert Racing	12	11:28.467	35.486	6.099	75.79	56.450	2	14	5
10	26	F2	6	KING / MILLER	Lumley Ireson F2 - Townsend Motors	12	11:32.418	39.437	3.951	75.36	55.917	3	13	3
11	14	F1	5	BURNS / FAIRHURST	Yamaha F1 PRE INJECTION - MRB Fencing Doncaster	11	11:08.295	1 Lap	1 Lap	71.57	59.498	3	15	4
12	13	F1	6	AUBREY / EDWARDS	Ireson SUZUKI - KW Racing	11	11:22.584	1 Lap	14.289	70.07	1:00.154	4	16	4
13	20	F2	7	DRISCOLL / HAYDEN	-	10	11:07.742	2 Laps	1 Lap	65.12	1:01.196	10	17	4
14	167	F1	7	PETTMAN / LEECH	Baker 1000 YAMAHA - Wesso Racing	10	11:44.526	2 Laps	36.784	61.72	1:05.639	2	19	5

NOT CLASSIFIED

DNF	19	F1		MACBRIDE / EDWARDS	LCR YAMAHA 600 - Lifesafety Motorsport	9	10:02.318	3 Laps	1 Lap	64.97	1:05.643	2	18	
DNF	32	F1		W.SMITH / A.SMITH	- TTSR Ltd	7	6:40.171	5 Laps	2 Laps	76.06	55.411	4	9	
DNF	11	F1		GILBERT / WINFIELD	Ryde 1000 - Angel Inn. Blyth	6	5:30.610	6 Laps	1 Lap	78.91	53.745	2	8	
DNF	173	F2		OWEN / BARDSLEY	Ireson/Yamaha 600 -	0							20	

FASTEST LAP

101	F1			WAKLEY / HILDIGE	Ryde F1 - WPS Racing - Assured Office Solutions Ltd	10	53.003			82.04 mph	132.03 kph			
9	F2			CLARKE / JOHNSON	CES YAMAHA R6 - Eddys Moto	8	53.300			81.58 mph	131.30 kph			

* No. 69 - 10 second penalty - jump start
 Class F2 - 92.5% of Race Speed = 73.91 mph
 Class F1 - 92.5% of Race Speed = 73.85 mph

Weather / Track : Cloudy / Dry

These results are provisional until the conclusion of any judicial and technical matters.

Date: 16/03/2025 Start: 14:57 Finish: 15:08

Brands Hatch Indy: 1.2079 miles

Clerk Of Course:

Timekeeper:

Craig Smith



Results can be found at www.tsl-timing.com

Printed - 15:10 Sunday, 16 March 2025



BMCRC-MRO Championships 2025 - Rnd 1 @ Brands Hatch Indy

BMCRC F1 & F2 Sidecars

RACE 13 - LAP CHART

LAP 1 @ 14:58:50.372

NO	BEHIND	LAP TIME
4		59.031
9	0.066	59.097
11	1.680	1:00.711
65	1.834	1:00.865
100	2.152	1:01.183
23	2.613	1:01.644
69	3.647	1:02.678
666	4.392	1:03.423
101	4.966	1:03.997
83	4.997	1:04.028
32	5.634	1:04.665
26	6.003	1:05.034
14	7.584	1:06.615
13	9.770	1:08.801
167	13.991	1:13.022
19	14.165	1:13.196
20	45.008	1:44.039

LAP 2 @ 14:59:44.456

NO	BEHIND	LAP TIME
9		54.018
4	0.273	54.357
11	1.341	53.745
65	2.547	54.797
100	2.871	54.803
23	3.921	55.392
101	6.500	55.618
69	6.630	57.067
666	6.758	56.450
83	7.801	56.888
32	7.883	56.333
26	8.586	56.667
14	13.216	59.716
13	17.309	1:01.623
167	25.546	1:05.639
19	25.724	1:05.643
20	53.573	1:02.649

LAP 3 @ 15:00:38.547

NO	BEHIND	LAP TIME
9		54.091
4	0.430	54.248
11	1.141	53.891
65	2.081	53.625
100	2.535	53.755
23	5.036	55.206
101	6.466	54.057
69	8.834	56.295
666	9.204	56.537
83	9.828	56.118
32	9.980	56.188
26	10.412	55.917
14	18.623	59.498
13	24.281	1:01.063
19	37.908	1:06.275
167	40.947	1:09.492

LAP 4 @ 15:01:32.233

NO	BEHIND	LAP TIME
9		53.686
4	0.321	53.577

11	1.330	53.875
65	2.375	53.980
100	2.884	54.035
23	6.513	55.163
101	7.074	54.294
20	1 Lap	1:02.588
69	10.569	55.421
83	11.112	54.970
32	11.705	55.411
666	12.273	56.755
26	14.234	57.508
14	25.016	1:00.079
13	30.749	1:00.154
19	49.928	1:05.706

LAP 5 @ 15:02:26.634

NO	BEHIND	LAP TIME
9		54.401
4	0.380	54.460
11	0.691	53.762
65	1.737	53.763
100	2.544	54.061
167	1 Lap	1:12.776
101	6.522	53.849
23	7.148	55.036
69	11.045	54.877
83	12.136	55.425
32	13.002	55.698
666	14.788	56.916
20	1 Lap	1:02.045
26	16.691	56.858
14	30.579	59.964
13	37.953	1:01.605

LAP 6 @ 15:03:20.625

NO	BEHIND	LAP TIME
9		53.991
4	0.319	53.930
11	1.326	54.626
65	2.642	54.896
100	2.979	54.426
101	6.046	53.515
19	1 Lap	1:05.705
23	8.110	54.953
69	11.776	54.722
83	12.779	54.634
32	14.812	55.801
666	17.413	56.616
26	19.699	56.999
167	1 Lap	1:11.867
20	1 Lap	1:02.017
14	36.964	1:00.376
13	44.636	1:00.674

LAP 7 @ 15:04:14.226

NO	BEHIND	LAP TIME
9		53.601
4	0.368	53.650
65	2.470	53.429
100	2.780	53.402
101	5.818	53.373
23	9.806	55.297
69	13.656	55.481
83	14.043	54.865

32	17.286	56.075
19	1 Lap	1:05.846
666	20.524	56.712
26	22.757	56.659
20	1 Lap	1:02.523
167	1 Lap	1:10.926
14	43.713	1:00.350
13	51.878	1:00.843

LAP 8 @ 15:05:07.526

NO	BEHIND	LAP TIME
9		53.300
4	0.533	53.465
65	2.685	53.515
100	2.848	53.368
101	6.228	53.710
23	11.253	54.747
69	15.411	55.055
83	15.736	54.993
666	24.082	56.858
26	26.639	57.182
19	1 Lap	1:06.199
20	1 Lap	1:02.694
14	50.244	59.831

LAP 9 @ 15:06:01.736

NO	BEHIND	LAP TIME
9		54.210
4	0.611	54.288
65	2.226	53.751
100	2.637	53.999
167	2 Laps	1:11.360
101	5.142	53.124
13	1 Lap	1:03.184
23	12.533	55.490
69	16.184	54.983
83	16.677	55.151
666	26.460	56.588
26	29.972	57.543
19	1 Lap	1:06.066
20	1 Lap	1:02.620

LAP 10 @ 15:06:55.940

NO	BEHIND	LAP TIME
9		54.204
4	0.577	54.170
65	1.643	53.621
100	2.017	53.584
14	1 Lap	1:00.287
101	3.941	53.003
23	13.943	55.614
13	1 Lap	1:00.919
69	17.026	55.046
83	17.921	55.448
167	2 Laps	1:11.181
666	28.899	56.643
26	33.454	57.686

LAP 11 @ 15:07:50.924

NO	BEHIND	LAP TIME
9		54.984
4	0.143	54.550
65	1.025	54.366

100	1.237	54.204
101	2.313	53.356
19	2 Laps	1:07.682
20	2 Laps	1:05.371
14	1 Lap	59.941
23	14.339	55.380
69	16.955	54.913
83	18.096	55.159
13	1 Lap	1:02.544
666	31.385	57.470
26	35.559	57.089
167	2 Laps	1:10.294

LAP 12 @ 15:08:44.322

NO	BEHIND	LAP TIME
9		53.398
4	0.548	53.803
65	1.226	53.599
100	1.623	53.784
101	2.412	53.497
20	2 Laps	1:01.196
14	1 Lap	1:01.638
23	17.029	56.088
69	19.387	55.830
83	20.254	55.556
13	1 Lap	1:01.174
666	35.486	57.499
26	39.437	57.276
167	2 Laps	1:07.969

BMCRC-MRO Championships 2025 - Rnd 1 @ Brands Hatch Indy

BMCRC F1 & F2 Sidecars

RACE 13 - POSITION CHART

No	Name	Lap Pos	1	2	3	4	5	6	7	8	9	10	11	12
			4	PEACH / HOPE	1	4	9	9	9	9	9	9	9	9
100	HOLLAND / STEVENS	2	9	4	4	4	4	4	4	4	4	4	4	4
101	WAKLEY / HILDIGE	3	11	11	11	11	11	11	65	65	65	65	65	65
9	CLARKE / JOHNSON	4	65	65	65	65	65	65	100	100	100	100	100	100
65	FAIERS / FOX	5	100	100	100	100	100	100	101	101	101	101	101	101
23	THOMAS / SIGSWORT	6	23	23	23	23	101	101	23	23	23	23	23	23
11	GILBERT / WINFIELD	7	69	101	101	101	23	23	69	69	69	69	69	69
32	W.SMITH / A.SMITH	8	666	69	69	69	69	69	83	83	83	83	83	83
69	LAMBERT / KING	9	101	666	666	83	83	83	32	666	666	666	666	666
83	BUCHANAN / EVANS	10	83	83	83	32	32	32	666	26	26	26	26	26
26	KING / MILLER	11	32	32	32	666	666	666	26	14	14	14	14	
666	HANKS / KIRK	12	26	26	26	26	26	26	14	13	13	13	13	
14	BURNS / FAIRHURST	13	14	14	14	14	14	14	13	19	19	20		
13	AUBREY / EDWARDS	14	13	13	13	13	13	13	19	20	20	167		
20	DRISCOLL / HAYDEN	15	167	167	19	19	19	19	20	167	167			
19	MACBRIDE / EDWARD	16	19	19	167	167	167	20	167					
167	PETTMAN / LEECH	17	20	20	20	20	20	167						
173	OWEN / BARDSLEY	18												

BMCRC-MRO Championships 2025 - Rnd 1 @ Brands Hatch Indy

BMCRC F1 & F2 Sidecars

RACE 13 - SECTOR ANALYSIS



SECTOR 1 = FL to I1, SECTOR 2 = I1 to FL, DIFF = Difference To Personal Best Lap, P = Crossed Finish Line in Pit Lane, D = Time Disallowed

P1		9 F2		CLARKE / JOHNSON		CES YAMAHA R6 - Eddys Moto	
IDEAL LAP TIME : 53.070		BEST LAP TIME : 53.300		DIFFERENCE : 0.230			
LAP	SECTOR 1	SECTOR 2	LAP TIME	MPH	DIFF	TIME OF DAY	
1 -		21.444	59.097	73.58	5.797	14:58:50.438	
2 -	31.626	22.392	54.018	80.50	0.718	14:59:44.456	
3 -	32.267	21.824	54.091	80.39	0.791	15:00:38.547	
4 -	32.025	21.661	53.686	81.00	0.386	15:01:32.233	
5 -	31.995	22.406	54.401	79.93	1.101	15:02:26.634	
6 -	32.279	21.712	53.991	80.54	0.691	15:03:20.625	
7 -	31.966	21.635	53.601 (3)	81.12	0.301	15:04:14.226	
8 -	31.651	21.649	53.300 (1)	81.58		15:05:07.526	
9 -	32.396	21.814	54.210	80.21	0.910	15:06:01.736	
10 -	32.254	21.950	54.204	80.22	0.904	15:06:55.940	
11 -	32.353	22.631	54.984	79.08	1.684	15:07:50.924	
12 -	31.867	21.531	53.398 (2)	81.43	0.098	15:08:44.322	

P2		4 F1		PEACH / HOPE		LCR SIDECAR - Lifesafety Motorsport	
IDEAL LAP TIME : 53.262		BEST LAP TIME : 53.465		DIFFERENCE : 0.203			
LAP	SECTOR 1	SECTOR 2	LAP TIME	MPH	DIFF	TIME OF DAY	
1 -		21.700	59.031	73.66	5.566	14:58:50.372	
2 -	32.129	22.228	54.357	80.00	0.892	14:59:44.729	
3 -	32.289	21.959	54.248	80.16	0.783	15:00:38.977	
4 -	32.063	21.514	53.577 (2)	81.16	0.112	15:01:32.554	
5 -	31.950	22.510	54.460	79.84	0.995	15:02:27.014	
6 -	32.218	21.712	53.930	80.63	0.465	15:03:20.944	
7 -	31.996	21.654	53.650 (3)	81.05	0.185	15:04:14.594	
8 -	31.748	21.717	53.465 (1)	81.33		15:05:08.059	
9 -	32.335	21.953	54.288	80.10	0.823	15:06:02.347	
10 -	32.140	22.030	54.170	80.27	0.705	15:06:56.517	
11 -	32.034	22.516	54.550	79.71	1.085	15:07:51.067	
12 -	32.188	21.615	53.803	80.82	0.338	15:08:44.870	

P3		65 F1		FAIERS / FOX		Dean Ryde YAMAHA R6 - AWracing ltd	
IDEAL LAP TIME : 53.296		BEST LAP TIME : 53.429		DIFFERENCE : 0.133			
LAP	SECTOR 1	SECTOR 2	LAP TIME	MPH	DIFF	TIME OF DAY	
1 -		22.139	1:00.865	71.44	7.436	14:58:52.206	
2 -	32.528	22.269	54.797	79.35	1.368	14:59:47.003	
3 -	31.819	21.806	53.625	81.09	0.196	15:00:40.628	
4 -	32.198	21.782	53.980	80.55	0.551	15:01:34.608	
5 -	31.603	22.160	53.763	80.88	0.334	15:02:28.371	
6 -	32.905	21.991	54.896	79.21	1.467	15:03:23.267	
7 -	31.668	21.761	53.429 (1)	81.39		15:04:16.696	
8 -	31.581	21.934	53.515 (2)	81.25	0.086	15:05:10.211	
9 -	31.809	21.942	53.751	80.90	0.322	15:06:03.962	
10 -	31.543	22.078	53.621	81.09	0.192	15:06:57.583	
11 -	32.050	22.316	54.366	79.98	0.937	15:07:51.949	
12 -	31.846	21.753	53.599 (3)	81.13	0.170	15:08:45.548	

BMCRC-MRO Championships 2025 - Rnd 1 @ Brands Hatch Indy

BMCRC F1 & F2 Sidecars

RACE 13 - SECTOR ANALYSIS



SECTOR 1 = FL to I1, SECTOR 2 = I1 to FL, DIFF = Difference To Personal Best Lap, P = Crossed Finish Line in Pit Lane, D = Time Disallowed

P4 100 F1		HOLLAND / STEVENS		- WPS Racing - Assured Office Solutions Ltd		
IDEAL LAP TIME : 53.203		BEST LAP TIME : 53.368		DIFFERENCE : 0.165		
LAP	SECTOR 1	SECTOR 2	LAP TIME	MPH	DIFF	TIME OF DAY
1 -		22.327	1:01.183	71.07	7.815	14:58:52.524
2 -	32.489	22.314	54.803	79.34	1.435	14:59:47.327
3 -	31.982	21.773	53.755	80.89	0.387	15:00:41.082
4 -	31.907	22.128	54.035	80.47	0.667	15:01:35.117
5 -	31.882	22.179	54.061	80.43	0.693	15:02:29.178
6 -	32.263	22.163	54.426	79.89	1.058	15:03:23.604
7 -	31.667	21.735	53.402 (2)	81.43	0.034	15:04:17.006
8 -	31.575	21.793	53.368 (1)	81.48		15:05:10.374
9 -	31.864	22.135	53.999	80.53	0.631	15:06:04.373
10 -	31.468	22.116	53.584 (3)	81.15	0.216	15:06:57.957
11 -	32.036	22.168	54.204	80.22	0.836	15:07:52.161
12 -	31.804	21.980	53.784	80.85	0.416	15:08:45.945

P5 101 F1		WAKLEY / HILDIGE		Ryde F1 - WPS Racing - Assured Office Solutions Ltd		
IDEAL LAP TIME : 52.901		BEST LAP TIME : 53.003		DIFFERENCE : 0.102		
LAP	SECTOR 1	SECTOR 2	LAP TIME	MPH	DIFF	TIME OF DAY
1 -		22.709	1:03.997	67.94	10.994	14:58:55.338
2 -	32.698	22.920	55.618	78.18	2.615	14:59:50.956
3 -	32.148	21.909	54.057	80.44	1.054	15:00:45.013
4 -	32.283	22.011	54.294	80.09	1.291	15:01:39.307
5 -	31.961	21.888	53.849	80.75	0.846	15:02:33.156
6 -	31.578	21.937	53.515	81.25	0.512	15:03:26.671
7 -	31.848	21.525	53.373	81.47	0.370	15:04:20.044
8 -	31.947	21.763	53.710	80.96	0.707	15:05:13.754
9 -	31.678	21.446	53.124 (2)	81.85	0.121	15:06:06.878
10 -	31.455	21.548	53.003 (1)	82.04		15:06:59.881
11 -	31.901	21.455	53.356 (3)	81.50	0.353	15:07:53.237
12 -	32.045	21.452	53.497	81.28	0.494	15:08:46.734

P6 23 F2		THOMAS / SIGSWORTH		Ireson HONDA - Team Walters And Thomas Sidecar racing		
IDEAL LAP TIME : 54.590		BEST LAP TIME : 54.747		DIFFERENCE : 0.157		
LAP	SECTOR 1	SECTOR 2	LAP TIME	MPH	DIFF	TIME OF DAY
1 -		22.425	1:01.644	70.54	6.897	14:58:52.985
2 -	32.761	22.631	55.392	78.50	0.645	14:59:48.377
3 -	32.920	22.286	55.206	78.77	0.459	15:00:43.583
4 -	32.687	22.476	55.163	78.83	0.416	15:01:38.746
5 -	32.516	22.520	55.036 (3)	79.01	0.289	15:02:33.782
6 -	32.879	22.074	54.953 (2)	79.13	0.206	15:03:28.735
7 -	33.191	22.106	55.297	78.64	0.550	15:04:24.032
8 -	32.534	22.213	54.747 (1)	79.43		15:05:18.779
9 -	33.126	22.364	55.490	78.36	0.743	15:06:14.269
10 -	33.441	22.173	55.614	78.19	0.867	15:07:09.883
11 -	33.031	22.349	55.380	78.52	0.633	15:08:05.263
12 -	33.387	22.701	56.088	77.53	1.341	15:09:01.351

BMCRC-MRO Championships 2025 - Rnd 1 @ Brands Hatch Indy

BMCRC F1 & F2 Sidecars

RACE 13 - SECTOR ANALYSIS



SECTOR 1 = FL to I1, SECTOR 2 = I1 to FL, DIFF = Difference To Personal Best Lap, P = Crossed Finish Line in Pit Lane, D = Time Disallowed

P7 83 F2		BUCHANAN / EVANS		Kawasaki LUMLEY SIDECAR - Bull Inn Racing			
IDEAL LAP TIME : 54.485		BEST LAP TIME : 54.634		DIFFERENCE : 0.149			
LAP	SECTOR 1	SECTOR 2	LAP TIME	MPH	DIFF	TIME OF DAY	
1 -		23.241	1:04.028	67.91	9.394	14:58:55.369	
2 -	33.948	22.940	56.888	76.44	2.254	14:59:52.257	
3 -	33.176	22.942	56.118	77.49	1.484	15:00:48.375	
4 -	32.386	22.584	54.970 (3)	79.10	0.336	15:01:43.345	
5 -	32.852	22.573	55.425	78.45	0.791	15:02:38.770	
6 -	32.254	22.380	54.634 (1)	79.59		15:03:33.404	
7 -	32.497	22.368	54.865 (2)	79.26	0.231	15:04:28.269	
8 -	32.762	22.231	54.993	79.07	0.359	15:05:23.262	
9 -	32.687	22.464	55.151	78.84	0.517	15:06:18.413	
10 -	32.381	23.067	55.448	78.42	0.814	15:07:13.861	
11 -	32.623	22.536	55.159	78.83	0.525	15:08:09.020	
12 -	32.403	23.153	55.556	78.27	0.922	15:09:04.576	

P8 69 F2		LAMBERT / KING		Honda LCR - Graham Anne Ward			
IDEAL LAP TIME : 54.722		BEST LAP TIME : 54.722		DIFFERENCE : 0.000			
LAP	SECTOR 1	SECTOR 2	LAP TIME	MPH	DIFF	TIME OF DAY	
1 -		22.973	1:02.678	69.37	7.956	14:58:54.019	
2 -	33.586	23.481	57.067	76.20	2.345	14:59:51.086	
3 -	33.726	22.569	56.295	77.24	1.573	15:00:47.381	
4 -	32.867	22.554	55.421	78.46	0.699	15:01:42.802	
5 -	32.395	22.482	54.877 (2)	79.24	0.155	15:02:37.679	
6 -	32.392	22.330	54.722 (1)	79.46		15:03:32.401	
7 -	33.000	22.481	55.481	78.38	0.759	15:04:27.882	
8 -	32.603	22.452	55.055	78.98	0.333	15:05:22.937	
9 -	32.576	22.407	54.983	79.08	0.261	15:06:17.920	
10 -	32.489	22.557	55.046	78.99	0.324	15:07:12.966	
11 -	32.565	22.348	54.913 (3)	79.19	0.191	15:08:07.879	
12 -	32.858	22.972	55.830	77.89	1.108	15:09:03.709	

P9 666 F2		HANKS / KIRK		GLR Honda CBR 600 - JHM racing / Greg Lambert Racing			
IDEAL LAP TIME : 55.884		BEST LAP TIME : 56.450		DIFFERENCE : 0.566			
LAP	SECTOR 1	SECTOR 2	LAP TIME	MPH	DIFF	TIME OF DAY	
1 -		23.049	1:03.423	68.56	6.973	14:58:54.764	
2 -	33.331	23.119	56.450 (1)	77.03		14:59:51.214	
3 -	33.984	22.553	56.537 (2)	76.91	0.087	15:00:47.751	
4 -	34.096	22.659	56.755	76.62	0.305	15:01:44.506	
5 -	33.807	23.109	56.916	76.40	0.466	15:02:41.422	
6 -	33.557	23.059	56.616	76.80	0.166	15:03:38.038	
7 -	33.864	22.848	56.712	76.67	0.262	15:04:34.750	
8 -	33.924	22.934	56.858	76.48	0.408	15:05:31.608	
9 -	33.801	22.787	56.588 (3)	76.84	0.138	15:06:28.196	
10 -	33.731	22.912	56.643	76.77	0.193	15:07:24.839	
11 -	34.373	23.097	57.470	75.66	1.020	15:08:22.309	
12 -	33.578	23.921	57.499	75.62	1.049	15:09:19.808	

BMCRC-MRO Championships 2025 - Rnd 1 @ Brands Hatch Indy

BMCRC F1 & F2 Sidecars

RACE 13 - SECTOR ANALYSIS



SECTOR 1 = FL to I1, SECTOR 2 = I1 to FL, DIFF = Difference To Personal Best Lap, P = Crossed Finish Line in Pit Lane, D = Time Disallowed

P10 26 F2 KING / MILLER		Lumley Ireson F2 - Townsend Motors				
IDEAL LAP TIME : 55.917		BEST LAP TIME : 55.917		DIFFERENCE : 0.000		
LAP	SECTOR 1	SECTOR 2	LAP TIME	MPH	DIFF	TIME OF DAY
1 -		23.054	1:05.034	66.86	9.117	14:58:56.375
2 -	34.122	22.545	56.667 (3)	76.73	0.750	14:59:53.042
3 -	33.494	22.423	55.917 (1)	77.76		15:00:48.959
4 -	34.218	23.290	57.508	75.61	1.591	15:01:46.467
5 -	33.926	22.932	56.858	76.48	0.941	15:02:43.325
6 -	33.754	23.245	56.999	76.29	1.082	15:03:40.324
7 -	33.818	22.841	56.659 (2)	76.75	0.742	15:04:36.983
8 -	34.189	22.993	57.182	76.04	1.265	15:05:34.165
9 -	34.434	23.109	57.543	75.57	1.626	15:06:31.708
10 -	34.622	23.064	57.686	75.38	1.769	15:07:29.394
11 -	33.922	23.167	57.089	76.17	1.172	15:08:26.483
12 -	33.726	23.550	57.276	75.92	1.359	15:09:23.759

P11 14 F1 BURNS / FAIRHURST		Yamaha F1 PRE INJECTION - MRB Fencing Doncaster				
IDEAL LAP TIME : 58.703		BEST LAP TIME : 59.498		DIFFERENCE : 0.795		
LAP	SECTOR 1	SECTOR 2	LAP TIME	MPH	DIFF	TIME OF DAY
1 -		24.100	1:06.615	65.27	7.117	14:58:57.956
2 -	36.019	23.697	59.716 (2)	72.82	0.218	14:59:57.672
3 -	35.131	24.367	59.498 (1)	73.08		15:00:57.170
4 -	36.097	23.982	1:00.079	72.38	0.581	15:01:57.249
5 -	35.765	24.199	59.964	72.52	0.466	15:02:57.213
6 -	36.108	24.268	1:00.376	72.02	0.878	15:03:57.589
7 -	36.393	23.957	1:00.350	72.05	0.852	15:04:57.939
8 -	36.259	23.572	59.831 (3)	72.68	0.333	15:05:57.770
9 -	36.467	23.820	1:00.287	72.13	0.789	15:06:58.057
10 -	36.048	23.893	59.941	72.54	0.443	15:07:57.998
11 -	35.962	25.676	1:01.638	70.55	2.140	15:08:59.636

P12 13 F1 AUBREY / EDWARDS		Ireson SUZUKI - KW Racing				
IDEAL LAP TIME : 59.899		BEST LAP TIME : 1:00.154		DIFFERENCE : 0.255		
LAP	SECTOR 1	SECTOR 2	LAP TIME	MPH	DIFF	TIME OF DAY
1 -		24.775	1:08.801	63.20	8.647	14:59:00.142
2 -	37.565	24.058	1:01.623	70.56	1.469	15:00:01.765
3 -	36.346	24.717	1:01.063	71.21	0.909	15:01:02.828
4 -	36.301	23.853	1:00.154 (1)	72.29		15:02:02.982
5 -	37.039	24.566	1:01.605	70.58	1.451	15:03:04.587
6 -	36.281	24.393	1:00.674 (2)	71.67	0.520	15:04:05.261
7 -	36.046	24.797	1:00.843 (3)	71.47	0.689	15:05:06.104
8 -	39.028	24.156	1:03.184	68.82	3.030	15:06:09.288
9 -	36.829	24.090	1:00.919	71.38	0.765	15:07:10.207
10 -	38.630	23.914	1:02.544	69.52	2.390	15:08:12.751
11 -	36.494	24.680	1:01.174	71.08	1.020	15:09:13.925

P13 20 F2 DRISCOLL / HAYDEN		-				
IDEAL LAP TIME : 1:00.735		BEST LAP TIME : 1:01.196		DIFFERENCE : 0.461		
LAP	SECTOR 1	SECTOR 2	LAP TIME	MPH	DIFF	TIME OF DAY
1 -		25.310	1:44.039	41.79	42.843	14:59:35.380
2 -	37.141	25.508	1:02.649	69.41	1.453	15:00:38.029
3 -	37.250	25.338	1:02.588	69.47	1.392	15:01:40.617
4 -	37.226	24.819	1:02.045 (3)	70.08	0.849	15:02:42.662
5 -	36.956	25.061	1:02.017 (2)	70.11	0.821	15:03:44.679
6 -	37.239	25.284	1:02.523	69.55	1.327	15:04:47.202
7 -	36.907	25.787	1:02.694	69.36	1.498	15:05:49.896
8 -	37.071	25.549	1:02.620	69.44	1.424	15:06:52.516
9 -	40.118	25.253	1:05.371	66.52	4.175	15:07:57.887
10 -	35.916	25.280	1:01.196 (1)	71.06		15:08:59.083

BMCRC-MRO Championships 2025 - Rnd 1 @ Brands Hatch Indy

BMCRC F1 & F2 Sidecars

RACE 13 - SECTOR ANALYSIS



SECTOR 1 = FL to I1, SECTOR 2 = I1 to FL, DIFF = Difference To Personal Best Lap, P = Crossed Finish Line in Pit Lane, D = Time Disallowed

P14 167 F1		PETTMAN / LEECH		Baker 1000 YAMAHA - Wesso Racing		
IDEAL LAP TIME : 1:05.218		BEST LAP TIME : 1:05.639		DIFFERENCE : 0.421		
LAP	SECTOR 1	SECTOR 2	LAP TIME	MPH	DIFF	TIME OF DAY
1 -		26.625	1:13.022	59.55	7.383	14:59:04.363
2 -	38.593	27.046	1:05.639 (1)	66.25		15:00:10.002
3 -	40.298	29.194	1:09.492 (3)	62.57	3.853	15:01:19.494
4 -	42.760	30.016	1:12.776	59.75	7.137	15:02:32.270
5 -	42.735	29.132	1:11.867	60.50	6.228	15:03:44.137
6 -	42.012	28.914	1:10.926	61.31	5.287	15:04:55.063
7 -	42.472	28.888	1:11.360	60.93	5.721	15:06:06.423
8 -	42.132	29.049	1:11.181	61.09	5.542	15:07:17.604
9 -	42.363	27.931	1:10.294	61.86	4.655	15:08:27.898
10 -	39.824	28.145	1:07.969 (2)	63.97	2.330	15:09:35.867

P15 19 F1		MACBRIDE / EDWARDS		LCR YAMAHA 600 - Lifesafety Motorsport		
IDEAL LAP TIME : 1:05.012		BEST LAP TIME : 1:05.643		DIFFERENCE : 0.631		
LAP	SECTOR 1	SECTOR 2	LAP TIME	MPH	DIFF	TIME OF DAY
1 -		26.216	1:13.196	59.40	7.553	14:59:04.537
2 -	39.037	26.606	1:05.643 (1)	66.24		15:00:10.180
3 -	39.793	26.482	1:06.275	65.61	0.632	15:01:16.455
4 -	39.485	26.221	1:05.706 (3)	66.18	0.063	15:02:22.161
5 -	39.730	25.975	1:05.705 (2)	66.18	0.062	15:03:27.866
6 -	39.180	26.666	1:05.846	66.04	0.203	15:04:33.712
7 -	39.384	26.815	1:06.199	65.68	0.556	15:05:39.911
8 -	39.142	26.924	1:06.066	65.82	0.423	15:06:45.977
9 -	40.170	27.512	1:07.682	64.25	2.039	15:07:53.659

P16 32 F1		W.SMITH / A.SMITH		- TTSR Ltd		
IDEAL LAP TIME : 55.325		BEST LAP TIME : 55.411		DIFFERENCE : 0.086		
LAP	SECTOR 1	SECTOR 2	LAP TIME	MPH	DIFF	TIME OF DAY
1 -		22.992	1:04.665	67.24	9.254	14:58:56.006
2 -	33.631	22.702	56.333	77.19	0.922	14:59:52.339
3 -	33.339	22.849	56.188	77.39	0.777	15:00:48.527
4 -	33.139	22.272	55.411 (1)	78.47		15:01:43.938
5 -	33.512	22.186	55.698 (2)	78.07	0.287	15:02:39.636
6 -	33.403	22.398	55.801 (3)	77.93	0.390	15:03:35.437
7 -	33.244	22.831	56.075	77.54	0.664	15:04:31.512

P17 11 F1		GILBERT / WINFIELD		Ryde 1000 - Angel Inn. Blyth		
IDEAL LAP TIME : 53.371		BEST LAP TIME : 53.745		DIFFERENCE : 0.374		
LAP	SECTOR 1	SECTOR 2	LAP TIME	MPH	DIFF	TIME OF DAY
1 -		22.102	1:00.711	71.62	6.966	14:58:52.052
2 -	31.812	21.933	53.745 (1)	80.91		14:59:45.797
3 -	32.154	21.737	53.891	80.69	0.146	15:00:39.688
4 -	32.263	21.612	53.875 (3)	80.71	0.130	15:01:33.563
5 -	31.759	22.003	53.762 (2)	80.88	0.017	15:02:27.325
6 -	32.734	21.892	54.626	79.60	0.881	15:03:21.951

BMCRC-MRO Championships 2025 - Rnd 1 @ Brands Hatch Indy

BMCRC F1 & F2 Sidecars

RACE 13 - BEST SECTORS

POS	SECTOR 1		SECTOR 2		IDEAL / BEST COMPARISON						
	NO	TIME	NO	TIME	POS	NO	NAME	IDEAL	BEST	DIFF	
								PERFECT LAP	52.899		
1	101	31.455	9	21.444	1	101	WAKLEY / HILDIGE	52.901	53.003	0.102	
2	100	31.468	101	21.446	2	9	CLARKE / JOHNSON	53.070	53.300	0.230	
3	65	31.543	4	21.514	3	100	HOLLAND / STEVENS	53.203	53.368	0.165	
4	9	31.626	11	21.612	4	4	PEACH / HOPE	53.262	53.465	0.203	
5	4	31.748	100	21.735	5	65	FAIERS / FOX	53.296	53.429	0.133	
6	11	31.759	65	21.753	6	11	GILBERT / WINFIELD	53.371	53.745	0.374	
7	83	32.254	23	22.074	7	83	BUCHANAN / EVANS	54.485	54.634	0.149	
8	69	32.392	32	22.186	8	23	THOMAS / SIGSWORTH	54.590	54.747	0.157	
9	23	32.516	83	22.231	9	69	LAMBERT / KING	54.722	54.722	0.000	
10	32	33.139	69	22.330	10	32	W.SMITH / A.SMITH	55.325	55.411	0.086	
11	666	33.331	26	22.423	11	666	HANKS / KIRK	55.884	56.450	0.566	
12	26	33.494	666	22.553	12	26	KING / MILLER	55.917	55.917	0.000	
13	14	35.131	14	23.572	13	14	BURNS / FAIRHURST	58.703	59.498	0.795	
14	20	35.916	13	23.853	14	13	AUBREY / EDWARDS	59.899	1:00.154	0.255	
15	13	36.046	20	24.819	15	20	DRISCOLL / HAYDEN	1:00.735	1:01.196	0.461	
16	167	38.593	19	25.975	16	19	MACBRIDE / EDWARDS	1:05.012	1:05.643	0.631	
17	19	39.037	167	26.625	17	167	PETTMAN / LEECH	1:05.218	1:05.639	0.421	
18											

BMCRC-MRO Championships 2025 - Rnd 1 @ Brands Hatch Indy

BMCRC F1 & F2 Sidecars

RACE 13 - STATISTICS

Competitors Started	18
Planned Start	2025-03-16 @ 14:50:00.000
Actual Start	2025-03-16 @ 14:57:51.340
Finish Time	2025-03-16 @ 15:08:44.321
Track Length	1.2079mi.
Total Laps	184
Total Distance Covered	222.2619mi.

Session Fastest Lap History

NO	CL	NAME	LAP TIME	TIME OF DAY	LAP	VEHICLE
9	F2	CLARKE / JOHNSON	54.018	14:59:44.475	2	CES YAMAHA R6
11	F1	GILBERT / WINFIELD	53.745	14:59:45.824	2	Ryde 1000
65	F1	FAIERS / FOX	53.625	15:00:40.642	3	Dean Ryde YAMAHA R6
4	F1	PEACH / HOPE	53.577	15:01:32.569	4	LCR SIDECAR
101	F1	WAKLEY / HILDIGE	53.515	15:03:26.693	6	Ryde F1
65	F1	FAIERS / FOX	53.429	15:04:16.711	7	Dean Ryde YAMAHA R6
100	F1	HOLLAND / STEVENS	53.402	15:04:17.025	7	
101	F1	WAKLEY / HILDIGE	53.373	15:04:20.067	7	Ryde F1
9	F2	CLARKE / JOHNSON	53.300	15:05:07.544	8	CES YAMAHA R6
101	F1	WAKLEY / HILDIGE	53.124	15:06:06.901	9	Ryde F1
101	F1	WAKLEY / HILDIGE	53.003	15:06:59.904	10	Ryde F1

Session Leader History

NO	CL	NAME	FROM LAP	LAPS LED	DISTANCE	VEHICLE
4	F1	PEACH / HOPE	1	1	1.20 miles	LCR SIDECAR
9	F2	CLARKE / JOHNSON	2	11	13.28 miles	CES YAMAHA R6

Flag History

TYPE	TIME OF DAY
GREEN	14:57:51.340
FINISH	15:08:44.321

Flag Statistics

TYPE	COUNT	TOTAL LAPS	TOTAL TIME
Green	1	12	11:54.157
Red	0	0	0.000
Safety Car	0	0	0.000
FCY	0	0	0.000

BMCRC-MRO Championships 2025 - Rnd 1 @ Brands Hatch Indy

BMCRC F1 & F2 Sidecars

RACE 13 - STATISTICS

CLASS : F1

10 Starters

Fastest Lap History

NO	NAME	LAP TIME	TIME OF DAY	LAP	VEHICLE
4	PEACH / HOPE	54.357	14:59:44.744	2	LCR SIDECAR
11	GILBERT / WINFIELD	53.745	14:59:45.824	2	Ryde 1000
65	FAIERS / FOX	53.625	15:00:40.642	3	Dean Ryde YAMAHA R6
4	PEACH / HOPE	53.577	15:01:32.569	4	LCR SIDECAR
101	WAKLEY / HILDIGE	53.515	15:03:26.693	6	Ryde F1
65	FAIERS / FOX	53.429	15:04:16.711	7	Dean Ryde YAMAHA R6
100	HOLLAND / STEVENS	53.402	15:04:17.025	7	
101	WAKLEY / HILDIGE	53.373	15:04:20.067	7	Ryde F1
100	HOLLAND / STEVENS	53.368	15:05:10.393	8	
101	WAKLEY / HILDIGE	53.124	15:06:06.901	9	Ryde F1
101	WAKLEY / HILDIGE	53.003	15:06:59.904	10	Ryde F1

Leader History

NO	NAME	FROM LAP	LAPS LED	DISTANCE	VEHICLE
4	PEACH / HOPE	1	12	14.49 miles	LCR SIDECAR

BMCRC-MRO Championships 2025 - Rnd 1 @ Brands Hatch Indy

BMCRC F1 & F2 Sidecars

RACE 13 - STATISTICS

CLASS : F2

8 Starters

Fastest Lap History

NO	NAME	LAP TIME	TIME OF DAY	LAP	VEHICLE
9	CLARKE / JOHNSON	54.018	14:59:44.475	2	CES YAMAHA R6
9	CLARKE / JOHNSON	53.686	15:01:32.252	4	CES YAMAHA R6
9	CLARKE / JOHNSON	53.601	15:04:14.245	7	CES YAMAHA R6
9	CLARKE / JOHNSON	53.300	15:05:07.544	8	CES YAMAHA R6

Leader History

NO	NAME	FROM LAP	LAPS LED	DISTANCE	VEHICLE
9	CLARKE / JOHNSON	1	12	14.49 miles	CES YAMAHA R6



FYNE AUDIO & SF PARTS THUNDERBIKE 500



BMCRC-MRO Championships – Round 1
Brands Hatch Indy
15th/16th March 2025



SPORTS TIMING

TIMING SOLUTIONS LTD

Timing & Results Provided by Timing Solutions Ltd

www.tsl-timing.com



BrandsHatch

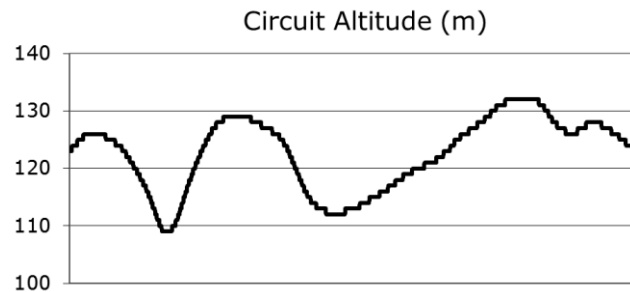
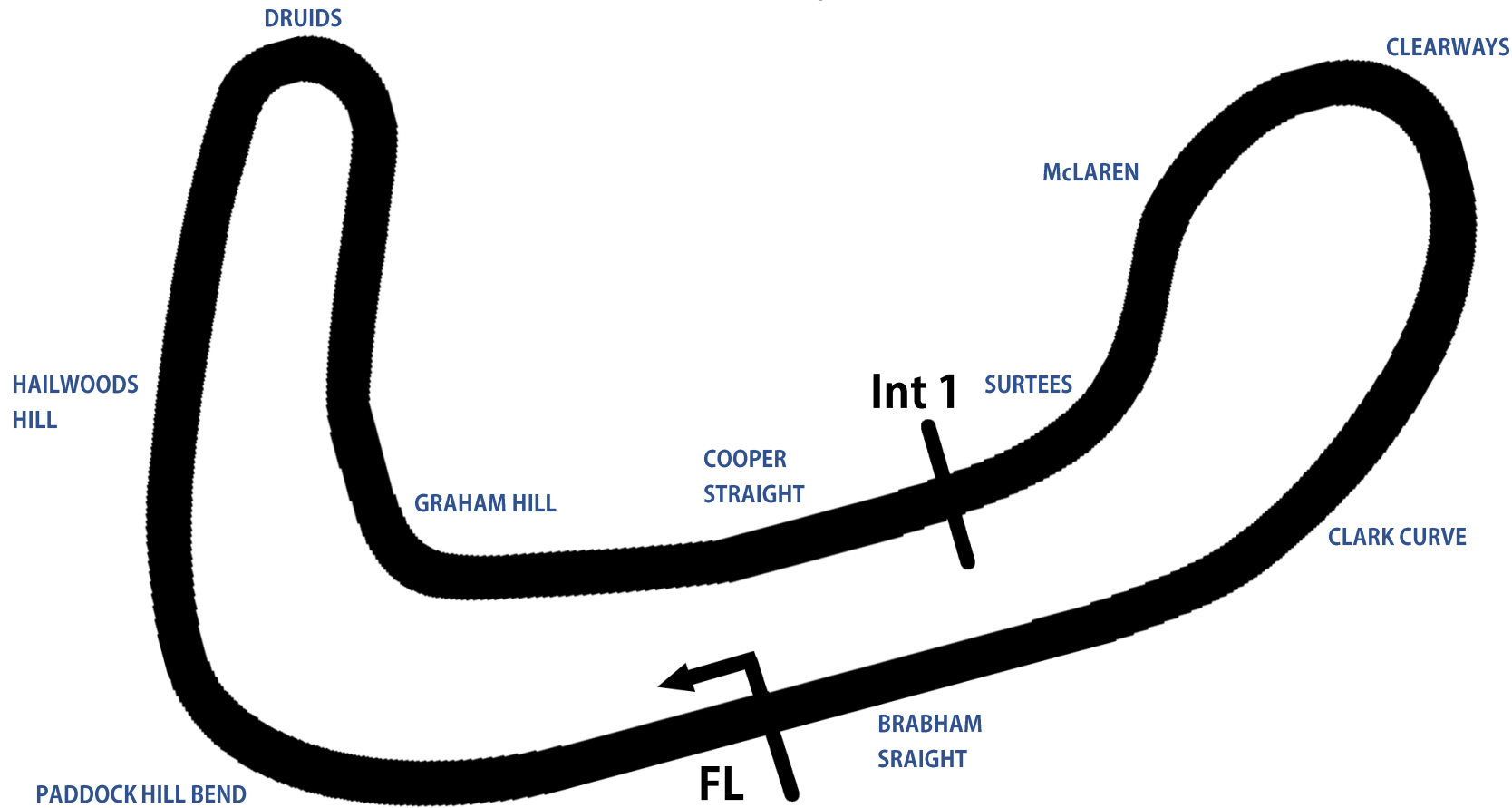
Brands Hatch Indy Circuit

Fawkham, Longfield, Kent, UK



SPORTS TIMING

TIMING SOLUTIONS LTD



Length	1.2079 miles 1.944 km 1944.0 m		
FL		51.36032 N	0.26032 E
Int 1	1112m	51.35934 N	0.25955 E
Pit Entry	1669m	51.35911 N	0.25743 E
Pit Exit	26m after FL	51.36017 N	0.26051 E
Pit Entry - Pit Exit	277m, 19.9s @ 50kph, 16.6s @ 60kph		

BMCRC-MRO Championships 2025 - Rnd 1 @ Brands Hatch Indy

BMCRC Thunderbike 500

QUALIFYING - CLASSIFICATION

POS	NO	CL	PIC	NAME	ENTRY	TIME	ON	LAPS	GAP	DIFF	MPH
1	75	C2	1	Peter WOODALL	Honda CB500 - RevdCoin	57.133	9	10			76.11
2	39	C3	1	Daniel NORTH	Honda CB500 - 1on1 Rider Training	57.292	9	10	0.159	0.159	75.90
3	53*	C1	1	Jake KOURTI	Honda CB500 - Red Mist Ltd/ GK Tree Surgeons Ltd/JV	57.454	9	10	0.321	0.162	75.68
4	76	C3	2	Ian CARTER	Honda CB500 -	58.397	8	10	1.264	0.943	74.46
5	13	C1	2	Richard BLUNT	Honda CB500 - Rapid Light Transport	58.468	6	8	1.335	0.071	74.37
6	37	C2	2	Tom MOORE	Honda CB500 -	58.728	7	10	1.595	0.260	74.04
7	145	C1	3	Paddy MOORE (R)	Honda CB500 -	59.039	3	10	1.906	0.311	73.65
8	69*	C3	3	Luke DURLING	Honda CB500 - Peddling - Golfing Classics	59.181	10	10	2.048	0.142	73.47
9	121	C2	3	Gary DURLING	Honda CB500 - GDHS Plumbing & Heating Ltd	59.227	10	10	2.094	0.046	73.42
10	29	C2	4	Robert CARVER	Honda CB500 - SF Parts Ltd	59.342	6	10	2.209	0.115	73.28
11	7	C2	5	Shaun O'HARA	Honda CB500 - Advanced Vehicle Alarms	59.413	1	1	2.280	0.071	73.19
12	110		1	Will KEARNEY (R)	Honda CB500 -	59.443	7	10	2.310	0.030	73.15
13	99	C3	4	Max MAUD	Honda CB500 - What Moto	59.544	8	10	2.411	0.101	73.03
14	184	C3	5	Dean CARVER (R)	Honda CB500 - Helmet City	59.647	8	10	2.514	0.103	72.90
15	93	C3	6	Ryan GREGORY	Honda CB500 - Rob Flint	59.812	9	9	2.679	0.165	72.70
16	172	C3	7	Bobby CAMPBELL	Honda CB500 -	59.903	9	10	2.770	0.091	72.59
17	31	C1	4	Abigail MARSHALL	Honda CB500 -	59.961	9	9	2.828	0.058	72.52
18	15	C3	8	Christopher ROWLAND	Honda CB500 - SF Parts	1:00.002	6	7	2.869	0.041	72.47
19	78	C3	9	Richard DWYER (R)	Honda CB500 - R Flint Building and Joinery	1:00.547	8	8	3.414	0.545	71.82
20	22	C3	10	Simon FINCH	Honda CB500 -	1:00.988	8	9	3.855	0.441	71.30
21	26	C3	11	Colt DWYER	Honda CB500 - Regal Aluminium	1:01.243	4	9	4.110	0.255	71.00
22	23	C2	6	Adrian KERSHAW	Honda CB500 - ADK Racing	1:01.723	5	9	4.590	0.480	70.45
23	27	C3	12	Richard HAYWARD	Honda CB500 - BC vehicle repairs/ Snap on Tools	1:01.916	3	3	4.783	0.193	70.23
24	777	C3	13	Nick DWYER (R)	Honda CB500 -	1:02.046	7	9	4.913	0.130	70.08
25	77	C2	7	Wayne DRAKE	Honda CB500 -	1:02.975	5	8	5.842	0.929	69.05
26	64		2	Robert FLINT (R)	Honda CB500 - R Flint Building And Joinery	1:04.227	5	5	7.094	1.252	67.70
27	65	C3	14	Nigel TERRY	Honda CB500 - NTrap Garage Doors	1:05.447	4	8	8.314	1.220	66.44
28	59	C3	15	Calvin GRIMES	Honda CB500 - Lustre Coatings Ltd			0			

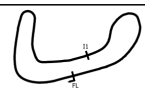
* No. 53 & 69 - Poor signal from transponder, please fit as per manufacturer and ACU guidelines

Weather / Track : Cloudy / Dry

Date: 15/03/2025 Start: 09:43 Finish: 09:53

These results are provisional until the conclusion of any judicial and technical matters.

Brands Hatch Indy: 1.2079 miles

Clerk Of Course:	Timekeeper: <i>Craig Smith</i>	
------------------	-----------------------------------	---

Results can be found at www.tsl-timing.com

Printed - 09:55 Saturday, 15 March 2025



BMCRC-MRO Championships 2025 - Rnd 1 @ Brands Hatch Indy

BMCRC Thunderbike 500

QUALIFYING - SECTOR ANALYSIS



SECTOR 1 = FL to I1, SECTOR 2 = I1 to FL, DIFF = Difference To Personal Best Lap, P = Crossed Finish Line in Pit Lane, D = Time Disallowed

P1 75 C2		Peter WOODALL		Honda CB500 - RevdCoin		
IDEAL LAP TIME : 57.117		BEST LAP TIME : 57.133		DIFFERENCE : 0.016		
LAP	SECTOR 1	SECTOR 2	LAP TIME	MPH	DIFF	TIME OF DAY
1 -	36.320	24.753	1:01.073	71.20	3.940	09:45:25.233
2 -	34.965	24.870	59.835	72.67	2.702	09:46:25.068
3 -	34.721	23.290	58.011	74.96	0.878	09:47:23.079
4 -	34.338	23.207	57.545 (3)	75.56	0.412	09:48:20.624
5 -	34.302	23.561	57.863	75.15	0.730	09:49:18.487
6 -	34.441	23.201	57.642	75.44	0.509	09:50:16.129
7 -	34.039	23.955	57.994	74.98	0.861	09:51:14.123
8 -	34.068	23.790	57.858	75.15	0.725	09:52:11.981
9 -	33.916	23.217	57.133 (1)	76.11		09:53:09.114
10 -	33.975	23.231	57.206 (2)	76.01	0.073	09:54:06.320

P2 39 C3		Daniel NORTH		Honda CB500 - 1on1 Rider Training		
IDEAL LAP TIME : 57.199		BEST LAP TIME : 57.292		DIFFERENCE : 0.093		
LAP	SECTOR 1	SECTOR 2	LAP TIME	MPH	DIFF	TIME OF DAY
1 -	38.254	25.508	1:03.762	68.20	6.470	09:45:05.930
2 -	36.159	24.612	1:00.771	71.55	3.479	09:46:06.701
3 -	35.335	24.136	59.471	73.12	2.179	09:47:06.172
4 -	35.602	24.319	59.921	72.57	2.629	09:48:06.093
5 -	34.706	23.664	58.370	74.50	1.078	09:49:04.463
6 -	34.280	23.377	57.657 (3)	75.42	0.365	09:50:02.120
7 -	34.186	23.591	57.777	75.26	0.485	09:50:59.897
8 -	34.119	23.970	58.089	74.86	0.797	09:51:57.986
9 -	33.822	23.470	57.292 (1)	75.90		09:52:55.278
10 -	33.998	23.432	57.430 (2)	75.72	0.138	09:53:52.708

P3 53 C1		Jake KOURTI		Honda CB500 - Red Mist Ltd/ GK Tree Surgeons Ltd/JWG Moto		
IDEAL LAP TIME : 57.214		BEST LAP TIME : 57.454		DIFFERENCE : 0.240		
LAP	SECTOR 1	SECTOR 2	LAP TIME	MPH	DIFF	TIME OF DAY
1 -	37.420	24.394	1:01.814	70.34	4.360	09:45:12.219
2 -	35.338	23.686	59.024	73.67	1.570	09:46:11.243
3 -	35.240	23.650	58.890	73.84	1.436	09:47:10.133
4 -	35.761	23.885	59.646	72.90	2.192	09:48:09.779
5 -	35.168	23.519	58.687	74.09	1.233	09:49:08.466
6 -	34.779	23.158	57.937	75.05	0.483	09:50:06.403
7 -	34.339	23.324	57.663 (2)	75.41	0.209	09:51:04.066
8 -	34.157	24.523	58.680	74.10	1.226	09:52:02.746
9 -	34.397	23.057	57.454 (1)	75.68		09:53:00.200
10 -	34.525	23.194	57.719 (3)	75.34	0.265	09:53:57.919

P4 76 C3		Ian CARTER		Honda CB500 -		
IDEAL LAP TIME : 58.291		BEST LAP TIME : 58.397		DIFFERENCE : 0.106		
LAP	SECTOR 1	SECTOR 2	LAP TIME	MPH	DIFF	TIME OF DAY
1 -	37.316	24.309	1:01.625	70.56	3.228	09:45:06.487
2 -	35.696	24.609	1:00.305	72.11	1.908	09:46:06.792
3 -	35.550	24.060	59.610	72.95	1.213	09:47:06.402
4 -	35.642	24.471	1:00.113	72.34	1.716	09:48:06.515
5 -	36.494	25.102	1:01.596	70.59	3.199	09:49:08.111
6 -	35.504	23.570	59.074	73.61	0.677	09:50:07.185
7 -	35.166	23.671	58.837 (2)	73.90	0.440	09:51:06.022
8 -	34.721	23.676	58.397 (1)	74.46		09:52:04.419
9 -	35.604	24.444	1:00.048	72.41	1.651	09:53:04.467
10 -	34.999	23.985	58.984 (3)	73.72	0.587	09:54:03.451

BMCRC-MRO Championships 2025 - Rnd 1 @ Brands Hatch Indy

BMCRC Thunderbike 500

QUALIFYING - SECTOR ANALYSIS



SECTOR 1 = FL to I1, SECTOR 2 = I1 to FL, DIFF = Difference To Personal Best Lap, P = Crossed Finish Line in Pit Lane, D = Time Disallowed

P5 13 C1		Richard BLUNT		Honda CB500 - Rapid Light Transport		
IDEAL LAP TIME : 58.100		BEST LAP TIME : 58.468		DIFFERENCE : 0.368		
LAP	SECTOR 1	SECTOR 2	LAP TIME	MPH	DIFF	TIME OF DAY
1 -	OUTLAP	25.585	1:08.936	63.08	10.468	09:47:04.176
2 -	37.169	25.014	1:02.183	69.93	3.715	09:48:06.359
3 -	35.738	24.534	1:00.272	72.14	1.804	09:49:06.631
4 -	35.173	23.859	59.032	73.66	0.564	09:50:05.663
5 -	34.693	23.898	58.591 (3)	74.21	0.123	09:51:04.254
6 -	34.637	23.831	58.468 (1)	74.37		09:52:02.722
7 -	35.090	23.463	58.553 (2)	74.26	0.085	09:53:01.275
8 -	35.043	23.845	58.888	73.84	0.420	09:54:00.163

P6 37 C2		Tom MOORE		Honda CB500 -		
IDEAL LAP TIME : 58.698		BEST LAP TIME : 58.728		DIFFERENCE : 0.030		
LAP	SECTOR 1	SECTOR 2	LAP TIME	MPH	DIFF	TIME OF DAY
1 -	40.112	26.145	1:06.257	65.63	7.529	09:45:16.937
2 -	36.682	24.491	1:01.173	71.08	2.445	09:46:18.110
3 -	35.623	24.393	1:00.016	72.45	1.288	09:47:18.126
4 -	35.967	24.197	1:00.164	72.27	1.436	09:48:18.290
5 -	35.803	24.037	59.840 (3)	72.67	1.112	09:49:18.130
6 -	35.148	23.623	58.771 (2)	73.99	0.043	09:50:16.901
7 -	35.178	23.550	58.728 (1)	74.04		09:51:15.629
8 -	36.534	23.922	1:00.456	71.93	1.728	09:52:16.085
9 -	35.795	25.309	1:01.104	71.16	2.376	09:53:17.189
10 -	35.559	24.294	59.853	72.65	1.125	09:54:17.042

P7 145 C1		Paddy MOORE (R)		Honda CB500 -		
IDEAL LAP TIME : 58.620		BEST LAP TIME : 59.039		DIFFERENCE : 0.419		
LAP	SECTOR 1	SECTOR 2	LAP TIME	MPH	DIFF	TIME OF DAY
1 -	39.266	25.136	1:04.402	67.52	5.363	09:45:12.046
2 -	35.866	23.630	59.496	73.09	0.457	09:46:11.542
3 -	35.577	23.462	59.039 (1)	73.65		09:47:10.581
4 -	35.645	24.059	59.704	72.83	0.665	09:48:10.285
5 -	35.163	23.970	59.133 (3)	73.53	0.094	09:49:09.418
6 -	35.896	23.869	59.765	72.76	0.726	09:50:09.183
7 -	35.705	23.779	59.484	73.10	0.445	09:51:08.667
8 -	35.516	23.777	59.293	73.34	0.254	09:52:07.960
9 -	35.279	23.868	59.147	73.52	0.108	09:53:07.107
10 -	35.158	23.890	59.048 (2)	73.64	0.009	09:54:06.155

P8 69 C3		Luke DURLING		Honda CB500 - Peddling - Golfing Classics		
IDEAL LAP TIME : 58.968		BEST LAP TIME : 59.181		DIFFERENCE : 0.213		
LAP	SECTOR 1	SECTOR 2	LAP TIME	MPH	DIFF	TIME OF DAY
1 -	38.662	25.590	1:04.252	67.68	5.071	09:45:26.030
2 -	37.222	24.504	1:01.726	70.45	2.545	09:46:27.756
3 -	37.243	26.449	1:03.692	68.27	4.511	09:47:31.448
4 -	35.871	24.595	1:00.466	71.91	1.285	09:48:31.914
5 -	36.043	23.845	59.888	72.61	0.707	09:49:31.802
6 -	35.591	24.138	59.729	72.80	0.548	09:50:31.531
7 -	35.287	23.958	59.245 (3)	73.40	0.064	09:51:30.776
8 -	35.443	23.773	59.216 (2)	73.43	0.035	09:52:29.992
9 -	35.420	23.971	59.391	73.21	0.210	09:53:29.383
10 -	35.195	23.986	59.181 (1)	73.47		09:54:28.564

BMCRC-MRO Championships 2025 - Rnd 1 @ Brands Hatch Indy

BMCRC Thunderbike 500

QUALIFYING - SECTOR ANALYSIS



SECTOR 1 = FL to I1, SECTOR 2 = I1 to FL, DIFF = Difference To Personal Best Lap, P = Crossed Finish Line in Pit Lane, D = Time Disallowed

P9 121 C2		Gary DURLING		Honda CB500 - GDHS Plumbing & Heating Ltd			
IDEAL LAP TIME : 59.156		BEST LAP TIME : 59.227		DIFFERENCE : 0.071			
LAP	SECTOR 1	SECTOR 2	LAP TIME	MPH	DIFF	TIME OF DAY	
1 -	40.288	25.803	1:06.091	65.79	6.864	09:45:25.807	
2 -	37.252	24.545	1:01.797	70.36	2.570	09:46:27.604	
3 -	37.246	26.696	1:03.942	68.00	4.715	09:47:31.546	
4 -	35.979	24.302	1:00.281	72.13	1.054	09:48:31.827	
5 -	35.716	23.845	59.561	73.01	0.334	09:49:31.388	
6 -	35.458	23.980	59.438	73.16	0.211	09:50:30.826	
7 -	35.597	24.124	59.721	72.81	0.494	09:51:30.547	
8 -	35.463	23.833	59.296 (3)	73.33	0.069	09:52:29.843	
9 -	35.430	23.830	59.260 (2)	73.38	0.033	09:53:29.103	
10 -	35.326	23.901	59.227 (1)	73.42		09:54:28.330	

P10 29 C2		Robert CARVER		Honda CB500 - SF Parts Ltd			
IDEAL LAP TIME : 59.055		BEST LAP TIME : 59.342		DIFFERENCE : 0.287			
LAP	SECTOR 1	SECTOR 2	LAP TIME	MPH	DIFF	TIME OF DAY	
1 -	39.004	25.420	1:04.424	67.49	5.082	09:45:15.565	
2 -	36.526	24.533	1:01.059	71.21	1.717	09:46:16.624	
3 -	35.848	24.201	1:00.049	72.41	0.707	09:47:16.673	
4 -	36.087	24.089	1:00.176	72.26	0.834	09:48:16.849	
5 -	35.657	24.239	59.896	72.60	0.554	09:49:16.745	
6 -	35.359	23.983	59.342 (1)	73.28		09:50:16.087	
7 -	36.527	24.586	1:01.113	71.15	1.771	09:51:17.200	
8 -	35.458	24.489	59.947	72.54	0.605	09:52:17.147	
9 -	35.072	24.751	59.823 (3)	72.69	0.481	09:53:16.970	
10 -	35.106	24.337	59.443 (2)	73.15	0.101	09:54:16.413	

P11 7 C2		Shaun O'HARA		Honda CB500 - Advanced Vehicle Alarms			
IDEAL LAP TIME : 58.806		BEST LAP TIME : 59.413		DIFFERENCE : 0.607			
LAP	SECTOR 1	SECTOR 2	LAP TIME	MPH	DIFF	TIME OF DAY	
1 -	35.475	23.938	59.413 (1)	73.19		09:44:58.264	

P12 110		Will KEARNEY (R)		Honda CB500 -			
IDEAL LAP TIME : 59.443		BEST LAP TIME : 59.443		DIFFERENCE : 0.000			
LAP	SECTOR 1	SECTOR 2	LAP TIME	MPH	DIFF	TIME OF DAY	
1 -	39.701	25.680	1:05.381	66.51	5.938	09:45:12.628	
2 -	36.110	24.223	1:00.333	72.07	0.890	09:46:12.961	
3 -	36.637	24.149	1:00.786	71.53	1.343	09:47:13.747	
4 -	36.826	24.525	1:01.351	70.88	1.908	09:48:15.098	
5 -	36.298	24.444	1:00.742	71.59	1.299	09:49:15.840	
6 -	35.925	24.149	1:00.074 (2)	72.38	0.631	09:50:15.914	
7 -	35.425	24.018	59.443 (1)	73.15		09:51:15.357	
8 -	37.087	24.707	1:01.794	70.37	2.351	09:52:17.151	
9 -	35.874	24.287	1:00.161 (3)	72.28	0.718	09:53:17.312	
10 -	35.966	24.222	1:00.188	72.25	0.745	09:54:17.500	

P13 99 C3		Max MAUD		Honda CB500 - What Moto			
IDEAL LAP TIME : 59.482		BEST LAP TIME : 59.544		DIFFERENCE : 0.062			
LAP	SECTOR 1	SECTOR 2	LAP TIME	MPH	DIFF	TIME OF DAY	
1 -	40.000	25.687	1:05.687	66.20	6.143	09:45:12.323	
2 -	37.993	25.003	1:02.996	69.02	3.452	09:46:15.319	
3 -	36.668	24.399	1:01.067	71.21	1.523	09:47:16.386	
4 -	36.545	24.743	1:01.288	70.95	1.744	09:48:17.674	
5 -	36.567	24.343	1:00.910	71.39	1.366	09:49:18.584	
6 -	36.178	24.386	1:00.564 (3)	71.80	1.020	09:50:19.148	
7 -	35.620	23.954	59.574 (2)	72.99	0.030	09:51:18.722	
8 -	35.528	24.016	59.544 (1)	73.03		09:52:18.266	
9 -	36.179	24.764	1:00.943	71.35	1.399	09:53:19.209	
10 -	36.509	24.711	1:01.220	71.03	1.676	09:54:20.429	

BMCRC-MRO Championships 2025 - Rnd 1 @ Brands Hatch Indy

BMCRC Thunderbike 500

QUALIFYING - SECTOR ANALYSIS



SECTOR 1 = FL to I1, SECTOR 2 = I1 to FL, DIFF = Difference To Personal Best Lap, P = Crossed Finish Line in Pit Lane, D = Time Disallowed

P14 184 C3		Dean CARVER (R)		Honda CB500 - Helmet City		
IDEAL LAP TIME : 59.599		BEST LAP TIME : 59.647		DIFFERENCE : 0.048		
LAP	SECTOR 1	SECTOR 2	LAP TIME	MPH	DIFF	TIME OF DAY
1 -	38.391	25.042	1:03.433	68.55	3.786	09:45:08.997
2 -	37.535	24.620	1:02.155	69.96	2.508	09:46:11.152
3 -	37.573	24.706	1:02.279	69.82	2.632	09:47:13.431
4 -	37.170	24.798	1:01.968	70.17	2.321	09:48:15.399
5 -	37.094	25.091	1:02.185	69.93	2.538	09:49:17.584
6 -	36.860	24.405	1:01.265	70.98	1.618	09:50:18.849
7 -	36.473	23.908	1:00.381 (2)	72.01	0.734	09:51:19.230
8 -	35.691	23.956	59.647 (1)	72.90		09:52:18.877
9 -	36.010	24.441	1:00.451 (3)	71.93	0.804	09:53:19.328
10 -	36.025	24.568	1:00.593	71.76	0.946	09:54:19.921

P15 93 C3		Ryan GREGORY		Honda CB500 - Rob Flint		
IDEAL LAP TIME : 59.326		BEST LAP TIME : 59.812		DIFFERENCE : 0.486		
LAP	SECTOR 1	SECTOR 2	LAP TIME	MPH	DIFF	TIME OF DAY
1 -	OUTLAP	24.968	1:05.417	66.47	5.605	09:45:53.981
2 -	37.498	24.624	1:02.122	70.00	2.310	09:46:56.103
3 -	36.913	24.556	1:01.469	70.74	1.657	09:47:57.572
4 -	37.101	25.169	1:02.270	69.83	2.458	09:48:59.842
5 -	36.468	24.318	1:00.786	71.53	0.974	09:50:00.628
6 -	36.028	25.362	1:01.390	70.83	1.578	09:51:02.018
7 -	36.102	24.202	1:00.304 (3)	72.11	0.492	09:52:02.322
8 -	36.295	23.918	1:00.213 (2)	72.22	0.401	09:53:02.535
9 -	35.408	24.404	59.812 (1)	72.70		09:54:02.347

P16 172 C3		Bobby CAMPBELL		Honda CB500 -		
IDEAL LAP TIME : 59.708		BEST LAP TIME : 59.903		DIFFERENCE : 0.195		
LAP	SECTOR 1	SECTOR 2	LAP TIME	MPH	DIFF	TIME OF DAY
1 -	38.960	25.333	1:04.293	67.63	4.390	09:45:13.107
2 -	37.346	25.356	1:02.702	69.35	2.799	09:46:15.809
3 -	36.628	25.213	1:01.841	70.31	1.938	09:47:17.650
4 -	36.137	24.517	1:00.654	71.69	0.751	09:48:18.304
5 -	36.566	24.614	1:01.180	71.07	1.277	09:49:19.484
6 -	35.511	24.705	1:00.216 (3)	72.21	0.313	09:50:19.700
7 -	37.708	24.745	1:02.453	69.63	2.550	09:51:22.153
8 -	35.837	24.684	1:00.521	71.85	0.618	09:52:22.674
9 -	35.706	24.197	59.903 (1)	72.59		09:53:22.577
10 -	35.849	24.283	1:00.132 (2)	72.31	0.229	09:54:22.709

P17 31 C1		Abigail MARSHALL		Honda CB500 -		
IDEAL LAP TIME : 59.852		BEST LAP TIME : 59.961		DIFFERENCE : 0.109		
LAP	SECTOR 1	SECTOR 2	LAP TIME	MPH	DIFF	TIME OF DAY
1 -	45.122	26.841	1:11.963	60.42	12.002	09:45:37.474
2 -	40.101	25.330	1:05.431	66.46	5.470	09:46:42.905
3 -	37.712	25.282	1:02.994	69.03	3.033	09:47:45.899
4 -	36.635	24.989	1:01.624	70.56	1.663	09:48:47.523
5 -	36.273	24.844	1:01.117	71.15	1.156	09:49:48.640
6 -	36.760	25.168	1:01.928	70.22	1.967	09:50:50.568
7 -	36.360	24.744	1:01.104 (3)	71.16	1.143	09:51:51.672
8 -	36.169	24.631	1:00.800 (2)	71.52	0.839	09:52:52.472
9 -	35.221	24.740	59.961 (1)	72.52		09:53:52.433

BMCRC-MRO Championships 2025 - Rnd 1 @ Brands Hatch Indy

BMCRC Thunderbike 500

QUALIFYING - SECTOR ANALYSIS



SECTOR 1 = FL to I1, SECTOR 2 = I1 to FL, DIFF = Difference To Personal Best Lap, P = Crossed Finish Line in Pit Lane, D = Time Disallowed

P18 15 C3 Christopher ROWLAND		Honda CB500 - SF Parts				
IDEAL LAP TIME : 1:00.002		BEST LAP TIME : 1:00.002		DIFFERENCE : 0.000		
LAP	SECTOR 1	SECTOR 2	LAP TIME	MPH	DIFF	TIME OF DAY
1 -	38.211	25.876	1:04.087	67.85	4.085	09:45:26.516
2 -	37.305	25.046	1:02.351	69.74	2.349	09:46:28.867
3 -	36.417	26.425	1:02.842	69.19	2.840	09:47:31.709
4 -	36.617	24.673	1:01.290	70.95	1.288	09:48:32.999
5 -	36.326	24.528	1:00.854 (3)	71.45	0.852	09:49:33.853
6 -	35.561	24.441	1:00.002 (1)	72.47		09:50:33.855
7 -	35.779	24.530	1:00.309 (2)	72.10	0.307	09:51:34.164

P19 78 C3 Richard DWYER (R)		Honda CB500 - R Flint Building and Joinery				
IDEAL LAP TIME : 1:00.483		BEST LAP TIME : 1:00.547		DIFFERENCE : 0.064		
LAP	SECTOR 1	SECTOR 2	LAP TIME	MPH	DIFF	TIME OF DAY
1 -	40.585	27.209	1:07.794	64.14	7.247	09:45:21.635
2 -	38.661	26.553	1:05.214	66.68	4.667	09:46:26.849
3 -	37.771	27.434	1:05.205	66.69	4.658	09:47:32.054
4 -	38.885	25.366	1:04.251	67.68	3.704	09:48:36.305
5 -	37.739	24.863	1:02.602	69.46	2.055	09:49:38.907
6 -	36.193	24.841	1:01.034 (2)	71.24	0.487	09:50:39.941
7 -	36.478	24.639	1:01.117 (3)	71.15	0.570	09:51:41.058
8 -	35.844	24.703	1:00.547 (1)	71.82		09:52:41.605

P20 22 C3 Simon FINCH		Honda CB500 -				
IDEAL LAP TIME : 1:00.988		BEST LAP TIME : 1:00.988		DIFFERENCE : 0.000		
LAP	SECTOR 1	SECTOR 2	LAP TIME	MPH	DIFF	TIME OF DAY
1 -	42.675	26.727	1:09.402	62.65	8.414	09:45:36.946
2 -	40.050	25.770	1:05.820	66.06	4.832	09:46:42.766
3 -	38.710	25.468	1:04.178	67.75	3.190	09:47:46.944
4 -	38.426	25.219	1:03.645	68.32	2.657	09:48:50.589
5 -	37.273	24.971	1:02.244 (2)	69.86	1.256	09:49:52.833
6 -	37.118	25.155	1:02.273 (3)	69.83	1.285	09:50:55.106
7 -	37.384	26.796	1:04.180	67.75	3.192	09:51:59.286
8 -	36.323	24.665	1:00.988 (1)	71.30		09:53:00.274
9 -	37.416	25.074	1:02.490	69.58	1.502	09:54:02.764

P21 26 C3 Colt DWYER		Honda CB500 - Regal Aluminium				
IDEAL LAP TIME : 1:01.152		BEST LAP TIME : 1:01.243		DIFFERENCE : 0.091		
LAP	SECTOR 1	SECTOR 2	LAP TIME	MPH	DIFF	TIME OF DAY
1 -	39.907	25.774	1:05.681	66.20	4.438	09:45:37.776
2 -	40.122	25.609	1:05.731	66.15	4.488	09:46:43.507
3 -	38.074	25.452	1:03.526	68.45	2.283	09:47:47.033
4 -	36.333	24.910	1:01.243 (1)	71.00		09:48:48.276
5 -	36.366	25.158	1:01.524 (3)	70.68	0.281	09:49:49.800
6 -	36.738	25.538	1:02.276	69.82	1.033	09:50:52.076
7 -	37.335	25.131	1:02.466	69.61	1.223	09:51:54.542
8 -	36.467	24.819	1:01.286 (2)	70.95	0.043	09:52:55.828
9 -	36.503	25.553	1:02.056	70.07	0.813	09:53:57.884

BMCRC-MRO Championships 2025 - Rnd 1 @ Brands Hatch Indy

BMCRC Thunderbike 500

QUALIFYING - SECTOR ANALYSIS



SECTOR 1 = FL to I1, SECTOR 2 = I1 to FL, DIFF = Difference To Personal Best Lap, P = Crossed Finish Line in Pit Lane, D = Time Disallowed

P22		23 C2		Adrian KERSHAW		Honda CB500 - ADK Racing	
IDEAL LAP TIME : 1:01.723		BEST LAP TIME : 1:01.723		DIFFERENCE : 0.000			
LAP	SECTOR 1	SECTOR 2	LAP TIME	MPH	DIFF	TIME OF DAY	
1 -	38.696	26.011	1:04.707	67.20	2.984	09:45:27.655	
2 -	37.238	25.326	1:02.564	69.50	0.841	09:46:30.219	
3 -	37.140	25.124	1:02.264 (3)	69.84	0.541	09:47:32.483	
4 -	37.377	25.076	1:02.453	69.63	0.730	09:48:34.936	
5 -	36.712	25.011	1:01.723 (1)	70.45		09:49:36.659	
6 -	36.948	25.249	1:02.197 (2)	69.91	0.474	09:50:38.856	
7 -	37.291	25.473	1:02.764	69.28	1.041	09:51:41.620	
8 -	37.902	25.870	1:03.772	68.18	2.049	09:52:45.392	
9 -	36.914	25.490	1:02.404	69.68	0.681	09:53:47.796	

P23		27 C3		Richard HAYWARD		Honda CB500 - BC vehicle repairs/ Snap on Tools	
IDEAL LAP TIME : 1:01.916		BEST LAP TIME : 1:01.916		DIFFERENCE : 0.000			
LAP	SECTOR 1	SECTOR 2	LAP TIME	MPH	DIFF	TIME OF DAY	
1 -	38.995	25.125	1:04.120 (3)	67.81	2.204	09:45:22.894	
2 -	37.208	25.255	1:02.463 (2)	69.61	0.547	09:46:25.357	
3 -	37.050	24.866	1:01.916 (1)	70.23		09:47:27.273	

P24		777 C3		Nick DWYER (R)		Honda CB500 -	
IDEAL LAP TIME : 1:01.761		BEST LAP TIME : 1:02.046		DIFFERENCE : 0.285			
LAP	SECTOR 1	SECTOR 2	LAP TIME	MPH	DIFF	TIME OF DAY	
1 -	OUTLAP	26.529	1:12.459	60.01	10.413	09:45:57.083	
2 -	39.608	27.036	1:06.644	65.25	4.598	09:47:03.727	
3 -	38.226	25.062	1:03.288	68.71	1.242	09:48:07.015	
4 -	38.060	24.690	1:02.750	69.30	0.704	09:49:09.765	
5 -	37.071	25.244	1:02.315	69.78	0.269	09:50:12.080	
6 -	37.869	25.030	1:02.899	69.13	0.853	09:51:14.979	
7 -	37.324	24.722	1:02.046 (1)	70.08		09:52:17.025	
8 -	37.210	25.065	1:02.275 (3)	69.82	0.229	09:53:19.300	
9 -	37.303	24.922	1:02.225 (2)	69.88	0.179	09:54:21.525	

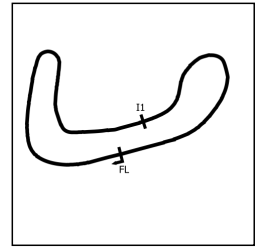
P25		77 C2		Wayne DRAKE		Honda CB500 -	
IDEAL LAP TIME : 1:02.934		BEST LAP TIME : 1:02.975		DIFFERENCE : 0.041			
LAP	SECTOR 1	SECTOR 2	LAP TIME	MPH	DIFF	TIME OF DAY	
1 -	OUTLAP	27.171	1:12.606	59.89	9.631	09:46:46.732	
2 -	40.898	26.465	1:07.363	64.55	4.388	09:47:54.095	
3 -	39.932	26.207	1:06.139	65.74	3.164	09:49:00.234	
4 -	39.682	25.664	1:05.346	66.54	2.371	09:50:05.580	
5 -	38.024	24.951	1:02.975 (1)	69.05		09:51:08.555	
6 -	38.716	25.270	1:03.986 (3)	67.96	1.011	09:52:12.541	
7 -	38.948	25.396	1:04.344	67.58	1.369	09:53:16.885	
8 -	37.983	25.340	1:03.323 (2)	68.67	0.348	09:54:20.208	

P26		64		Robert FLINT (R)		Honda CB500 - R Flint Building And Joinery	
IDEAL LAP TIME : 1:04.121		BEST LAP TIME : 1:04.227		DIFFERENCE : 0.106			
LAP	SECTOR 1	SECTOR 2	LAP TIME	MPH	DIFF	TIME OF DAY	
1 -	40.338	26.127	1:06.465	65.42	2.238	09:45:20.442	
2 -	39.281	25.823	1:05.104 (3)	66.79	0.877	09:46:25.546	
3 -	39.160	26.778	1:05.938	65.94	1.711	09:47:31.484	
4 -	39.352	25.618	1:04.970 (2)	66.93	0.743	09:48:36.454	
5 -	38.503	25.724	1:04.227 (1)	67.70		09:49:40.681	

BMCRC-MRO Championships 2025 - Rnd 1 @ Brands Hatch Indy

BMCRC Thunderbike 500

QUALIFYING - SECTOR ANALYSIS



SECTOR 1 = FL to I1, SECTOR 2 = I1 to FL, DIFF = Difference To Personal Best Lap, P = Crossed Finish Line in Pit Lane, D = Time Disallowed

P27 65 C3 Nigel TERRY			Honda CB500 - NTrap Garage Doors			
IDEAL LAP TIME : 1:05.447		BEST LAP TIME : 1:05.447		DIFFERENCE : 0.000		
LAP	SECTOR 1	SECTOR 2	LAP TIME	MPH	DIFF	TIME OF DAY
1 -	45.058	26.646	1:11.704	60.64	6.257	09:45:17.556
2 -	39.726	26.930	1:06.656 (2)	65.23	1.209	09:46:24.212
3 -	40.307	27.763	1:08.070	63.88	2.623	09:47:32.282
4 -	39.508	25.939	1:05.447 (1)	66.44		09:48:37.729
5 -	39.510	27.342	1:06.852 (3)	65.04	1.405	09:49:44.581
6 -	40.991	26.421	1:07.412	64.50	1.965	09:50:51.993
7 -	40.295	27.203	1:07.498	64.42	2.051	09:51:59.491
8 -	40.966	26.115	1:07.081	64.82	1.634	09:53:06.572

BMCRC-MRO Championships 2025 - Rnd 1 @ Brands Hatch Indy

BMCRC Thunderbike 500

QUALIFYING - BEST SECTORS

POS	SECTOR 1		SECTOR 2		IDEAL / BEST COMPARISON						
	NO	TIME	NO	TIME	POS	NO	NAME	IDEAL	BEST	DIFF	
								PERFECT LAP	56.879		
1	39	33.822	53	23.057	1	75	WOODALL	57.117	57.133	0.016	
2	75	33.916	75	23.201	2	39	NORTH	57.199	57.292	0.093	
3	53	34.157	39	23.377	3	53	KOURTI	57.214	57.454	0.240	
4	13	34.637	145	23.462	4	13	BLUNT	58.100	58.468	0.368	
5	76	34.721	13	23.463	5	76	CARTER	58.291	58.397	0.106	
6	7	34.868	37	23.550	6	145	MOORE (R)	58.620	59.039	0.419	
7	29	35.072	76	23.570	7	37	MOORE	58.698	58.728	0.030	
8	37	35.148	69	23.773	8	7	O'HARA	58.806	59.413	0.607	
9	145	35.158	121	23.830	9	69	DURLING	58.968	59.181	0.213	
10	69	35.195	184	23.908	10	29	CARVER	59.055	59.342	0.287	
11	31	35.221	93	23.918	11	121	DURLING	59.156	59.227	0.071	
12	121	35.326	7	23.938	12	93	GREGORY	59.326	59.812	0.486	
13	93	35.408	99	23.954	13	110	KEARNEY (R)	59.443	59.443	0.000	
14	110	35.425	29	23.983	14	99	MAUD	59.482	59.544	0.062	
15	172	35.511	110	24.018	15	184	CARVER (R)	59.599	59.647	0.048	
16	99	35.528	172	24.197	16	172	CAMPBELL	59.708	59.903	0.195	
17	15	35.561	15	24.441	17	31	MARSHALL	59.852	59.961	0.109	
18	184	35.691	31	24.631	18	15	ROWLAND	1:00.002	1:00.002	0.000	
19	78	35.844	78	24.639	19	78	DWYER (R)	1:00.483	1:00.547	0.064	
20	22	36.323	22	24.665	20	22	FINCH	1:00.988	1:00.988	0.000	
21	26	36.333	777	24.690	21	26	DWYER	1:01.152	1:01.243	0.091	
22	23	36.712	26	24.819	22	23	KERSHAW	1:01.723	1:01.723	0.000	
23	27	37.050	27	24.866	23	777	DWYER (R)	1:01.761	1:02.046	0.285	
24	777	37.071	77	24.951	24	27	HAYWARD	1:01.916	1:01.916	0.000	
25	77	37.983	23	25.011	25	77	DRAKE	1:02.934	1:02.975	0.041	
26	64	38.503	64	25.618	26	64	FLINT (R)	1:04.121	1:04.227	0.106	
27	65	39.508	65	25.939	27	65	TERRY	1:05.447	1:05.447	0.000	
28											

BMCRC-MRO Championships 2025 - Rnd 1 @ Brands Hatch Indy

BMCRC Thunderbike 500

QUALIFYING - STATISTICS

Competitors Started 28
Planned Start 2025-03-15 @ 09:39:00.000
Actual Start 2025-03-15 @ 09:43:31.119
Finish Time 2025-03-15 @ 09:53:32.952
Track Length 1.2079mi.
Total Laps 232
Total Distance Covered 280.2433mi.

Session Fastest Lap History

NO	CL	NAME	LAP TIME	TIME OF DAY	LAP	VEHICLE
7	C2	Shaun O'HARA	59.413	09:44:58.299	1	Honda CB500
53	C1	Jake KOURTI	59.024	09:46:11.262	2	Honda CB500
53	C1	Jake KOURTI	58.890	09:47:10.143	3	Honda CB500
75	C2	Peter WOODALL	58.011	09:47:23.112	3	Honda CB500
75	C2	Peter WOODALL	57.545	09:48:20.657	4	Honda CB500
39	C3	Daniel NORTH	57.292	09:52:55.289	9	Honda CB500
75	C2	Peter WOODALL	57.133	09:53:09.147	9	Honda CB500

Flag History

TYPE	TIME OF DAY
GREEN	09:43:31.119
FINISH	09:53:32.952

Flag Statistics

TYPE	COUNT	TOTAL LAPS	TOTAL TIME
Green	1	10	11:09.758
Red	0	0	0.000
Safety Car	0	0	0.000
FCY	0	0	0.000

BMCRC-MRO Championships 2025 - Rnd 1 @ Brands Hatch Indy

BMCRC Thunderbike 500

QUALIFYING - STATISTICS

CLASS : C1

4 Starters

Fastest Lap History

NO	NAME	LAP TIME	TIME OF DAY	LAP	VEHICLE
145	Paddy MOORE (R)	1:04.402	09:45:12.090	1	Honda CB500
53	Jake KOURTI	1:01.814	09:45:12.239	1	Honda CB500
53	Jake KOURTI	59.024	09:46:11.262	2	Honda CB500
53	Jake KOURTI	58.890	09:47:10.143	3	Honda CB500
53	Jake KOURTI	58.687	09:49:08.481	5	Honda CB500
53	Jake KOURTI	57.937	09:50:06.420	6	Honda CB500
53	Jake KOURTI	57.663	09:51:04.086	7	Honda CB500
53	Jake KOURTI	57.454	09:53:00.218	9	Honda CB500

BMCRC-MRO Championships 2025 - Rnd 1 @ Brands Hatch Indy

BMCRC Thunderbike 500

QUALIFYING - STATISTICS

CLASS : C2

7 Starters

Fastest Lap History

NO	NAME	LAP TIME	TIME OF DAY	LAP	VEHICLE
7	Shaun O'HARA	59.413	09:44:58.299	1	Honda CB500
75	Peter WOODALL	58.011	09:47:23.112	3	Honda CB500
75	Peter WOODALL	57.545	09:48:20.657	4	Honda CB500
75	Peter WOODALL	57.133	09:53:09.147	9	Honda CB500

BMCRC-MRO Championships 2025 - Rnd 1 @ Brands Hatch Indy

BMCRC Thunderbike 500

QUALIFYING - STATISTICS

CLASS : C3

15 Starters

Fastest Lap History

NO	NAME	LAP TIME	TIME OF DAY	LAP	VEHICLE
39	Daniel NORTH	1:03.762	09:45:05.941	1	Honda CB500
76	Ian CARTER	1:01.625	09:45:06.509	1	Honda CB500
39	Daniel NORTH	1:00.771	09:46:06.712	2	Honda CB500
76	Ian CARTER	1:00.305	09:46:06.785	2	Honda CB500
39	Daniel NORTH	59.471	09:47:06.183	3	Honda CB500
39	Daniel NORTH	58.370	09:49:04.474	5	Honda CB500
39	Daniel NORTH	57.657	09:50:02.131	6	Honda CB500
39	Daniel NORTH	57.292	09:52:55.289	9	Honda CB500

BMCRC-MRO Championships 2025 - Rnd 1 @ Brands Hatch Indy

BMCRC Thunderbike 500

QUALIFYING - STATISTICS

CLASS :

2 Starters

Fastest Lap History

NO	NAME	LAP TIME	TIME OF DAY	LAP	VEHICLE
110	Will KEARNEY (R)	1:05.381	09:45:12.642	1	Honda CB500
110	Will KEARNEY (R)	1:00.333	09:46:12.976	2	Honda CB500
110	Will KEARNEY (R)	1:00.074	09:50:15.929	6	Honda CB500
110	Will KEARNEY (R)	59.443	09:51:15.371	7	Honda CB500

BMCRC-MRO Championships 2025 - Rnd 1 @ Brands Hatch Indy


BMCRC Thunderbike 500

RACE 4 - GRID (9 Laps)

ROW 10	30	29	28	59 Calvin GRIMES		
ROW 9	27	1:05.447 65 Nigel TERRY	26	1:04.227 64 Robert FLINT (R)	25	1:02.975 77 Wayne DRAKE
ROW 8	24	1:02.046 777 Nick DWYER (R)	23	1:01.916 27 Richard HAYWARD	22	1:01.723 23 Adrian KERSHAW
ROW 7	21	1:01.243 26 Colt DWYER	20	1:00.988 22 Simon FINCH	19	1:00.547 78 Richard DWYER (R)
ROW 6	18	1:00.002 15 Christopher ROWLAND	17	59.961 31 Abigail MARSHALL	16	59.903 172 Bobby CAMPBELL
ROW 5	15	59.812 93 Ryan GREGORY	14	59.647 184 Dean CARVER (R)	13	59.544 99 Max MAUD
ROW 4	12	59.443 110 Will KEARNEY (R)	11	59.413 7 Shaun O'HARA	10	59.342 29 Robert CARVER
ROW 3	9	59.227 121 Gary DURLING	8	59.181 69 Luke DURLING	7	59.039 145 Paddy MOORE (R)
ROW 2	6	58.728 37 Tom MOORE	5	58.468 13 Richard BLUNT	4	58.397 76 Ian CARTER
ROW 1	3	57.454 53 Jake KOURTI	2	57.292 39 Daniel NORTH	1	57.133 75 Peter WOODALL
Pole						

These results are provisional until the conclusion of any judicial and technical matters.

Brands Hatch Indy: 1.2079 miles

Clerk Of Course:	Timekeeper:	<i>Craig Smith</i>	
------------------	-------------	--------------------	---

Results can be found at www.tsl-timing.com

Printed - 09:56 Saturday, 15 March 2025



BMCRC-MRO Championships 2025 - Rnd 1 @ Brands Hatch Indy

BMCRC Thunderbike 500

RACE 4 - CLASSIFICATION

Race Distance: 8 Laps / 9.66 miles

POS	NO	CL	PIC	NAME	ENTRY	LAPS	TIME	GAP	DIFF	MPH	BEST	ON	GRD	↑↓
1	39	C2	1	Daniel NORTH	Honda CB500 - 1on1 Rider Training	8	7:43.639			75.03	56.200	8	2	1
2	53*	C1	1	Jake KOURTI	Honda CB500 - Red Mist Ltd/ GK Tree Surgeons Ltd/JWG M	8	7:43.759	0.120	0.120	75.01	56.190	8	3	1
3	75	C2	2	Peter WOODALL	Honda CB500 - RevdCoin	8	7:44.685	1.046	0.926	74.86	56.541	8	1	-2
4	7	C2	3	Shaun O'HARA	Honda CB500 - Advanced Vehicle Alarms	8	7:51.713	8.074	7.028	73.74	57.816	3	11	7
5	13	C2	4	Richard BLUNT	Honda CB500 - Rapid Light Transport	8	7:51.999	8.360	0.286	73.70	58.126	6	5	0
6	76	C3	1	Ian CARTER	Honda CB500 -	8	7:52.863	9.224	0.864	73.57	58.088	5	4	-2
7	121	C2	5	Gary DURLING	Honda CB500 - GDHS Plumbing & Heating Ltd	8	7:58.282	14.643	5.419	72.73	58.748	6	9	2
8	29	C2	6	Robert CARVER	Honda CB500 - SF Parts Ltd	8	7:58.362	14.723	0.080	72.72	58.596	2	10	2
9	37	C2	7	Tom MOORE	Honda CB500 -	8	8:01.230	17.591	2.868	72.29	58.953	8	6	-3
10	69	C3	2	Luke DURLING	Honda CB500 - Peddling - Golfing Classics	8	8:04.781	21.142	3.551	71.76	59.028	2	8	-2
11	110	C2	8	Will KEARNEY (R)	Honda CB500 -	8	8:04.897	21.258	0.116	71.74	58.996	2	12	1
12	27	C3	3	Richard HAYWARD	Honda CB500 - BC vehicle repairs/ Snap on Tools	8	8:05.070	21.431	0.173	71.71	59.328	7	23	11
13	31	C1	2	Abigail MARSHALL (R)	Honda CB500 -	8	8:05.932	22.293	0.862	71.59	58.728	7	17	4
14	172	C3	4	Bobby CAMPBELL	Honda CB500 -	8	8:08.439	24.800	2.507	71.22	59.689	3	16	2
15	184	C3	5	Dean CARVER (R)	Honda CB500 - Helmet City	8	8:11.070	27.431	2.631	70.84	59.975	2	14	-1
16	99	C3	6	Max MAUD	Honda CB500 - What Moto	8	8:12.335	28.696	1.265	70.66	59.563	8	13	-3
17	26	C3	7	Colt DWYER	Honda CB500 - Regal Aluminium	8	8:13.574	29.935	1.239	70.48	1:00.160	8	21	4
18	22	C3	8	Simon FINCH	Honda CB500 -	8	8:14.821	31.182	1.247	70.30	1:00.395	2	20	2
19	15	C3	9	Christopher ROWLAND	Honda CB500 - SF Parts	8	8:23.175	39.536	8.354	69.13	1:00.935	8	18	-1
20	77	C2	9	Wayne DRAKE	Honda CB500 -	8	8:23.559	39.920	0.384	69.08	1:01.359	5	25	5
21	777	C2	10	Nick DWYER (R)	Honda CB500 -	8	8:24.449	40.810	0.890	68.96	1:00.892	6	24	3
22	78	C3	10	Richard DWYER (R)	Honda CB500 - R Flint Building and Joinery	8	8:25.190	41.551	0.741	68.86	1:00.969	6	19	-3
23	93*	C3	11	Ryan GREGORY (R)	Honda CB500 - Rob Flint	8	8:27.395	43.756	2.205	68.56	59.250	5	15	-8
24	64	C3	12	Robert FLINT (R)	Honda CB500 - R Flint Building And Joinery	8	8:44.191	1:00.552	16.796	66.36	1:03.427	7	26	2

NOT CLASSIFIED

DNF	65	C2		Nigel TERRY	Honda CB500 - NTrap Garage Doors	3	3:26.066	5 Laps	5 Laps	63.30	1:05.006	2	27	
DNF	145	C1		Paddy MOORE (R)	Honda CB500 -	2	2:06.353	6 Laps	1 Lap	68.83	59.002	2	7	

NOT STARTED

NS	59	C3		Calvin GRIMES	Honda CB500 - Lustre Coatings Ltd									28
----	----	----	--	---------------	-----------------------------------	--	--	--	--	--	--	--	--	----

FASTEST LAP

	53	C1		Jake KOURTI	Honda CB500 - Red Mist Ltd/ GK Tree Surgeons Ltd/JWG M	8	56.190			77.39 mph	124.54 kph			
	39	C2		Daniel NORTH	Honda CB500 - 1on1 Rider Training	8	56.200			77.37 mph	124.52 kph			
	76	C3		Ian CARTER	Honda CB500 -	5	58.088			74.86 mph	120.47 kph			

* No. 53 - Poor signal from transponder, please fit as per manufacturer and ACU guidelines

* No. 93 - 10 second penalty - jump start

* No. 93 - 10 second penalty - yellow flag infringement

Class C2 - 92.5% of Race Speed = 69.40 mph

Class C1 - 92.5% of Race Speed = 69.38 mph

Class C3 - 92.5% of Race Speed = 68.05 mph

Weather / Track : Cloudy / Dry

These results are provisional until the conclusion of any judicial and technical matters.

Date: 15/03/2025 Start: 14:16 Finish: 14:24

Brands Hatch Indy: 1.2079 miles

Clerk Of Course:

Timekeeper:

Craig Smith



Results can be found at www.tsl-timing.com

Printed - 14:32 Saturday, 15 March 2025



BMCRC-MRO Championships 2025 - Rnd 1 @ Brands Hatch Indy

BMCRC Thunderbike 500

RACE 4 - LAP CHART

LAP 1 @ 14:17:40.331		
NO	BEHIND	LAP TIME

53		1:03.557
39	0.043	1:03.600
13	0.375	1:03.932
75	0.515	1:04.072
76	0.898	1:04.455
121	1.021	1:04.578
29	1.592	1:05.149
7	1.865	1:05.422
69	2.384	1:05.941
37	2.877	1:06.434
27	3.098	1:06.655
172	3.477	1:07.034
145	3.794	1:07.351
184	4.321	1:07.878
110	4.492	1:08.049
93	4.813	1:08.370
26	5.734	1:09.291
22	5.873	1:09.430
99	6.387	1:09.944
31	6.495	1:10.052
77	7.462	1:11.019
777	7.999	1:11.556
15	8.563	1:12.120
78	9.270	1:12.827
64	9.647	1:13.204
65	10.258	1:13.815

LAP 2 @ 14:18:38.241		
NO	BEHIND	LAP TIME

53		57.910
39	0.056	57.923
75	0.220	57.615
13	0.810	58.345
76	1.141	58.153
121	1.919	58.808
29	2.278	58.596
7	2.341	58.386
69	3.502	59.028
37	3.931	58.964
145	4.886	59.002
27	5.334	1:00.146
110	5.578	58.996
172	5.985	1:00.418
184	6.386	59.975
93	7.069	1:00.166
31	7.994	59.409
22	8.358	1:00.395
26	9.021	1:01.197
99	9.173	1:00.696
77	11.095	1:01.543
777	11.627	1:01.538
15	12.465	1:01.812
78	12.608	1:01.248
64	15.606	1:03.869
65	17.354	1:05.006

LAP 3 @ 14:19:36.238		
NO	BEHIND	LAP TIME

53		57.997
39	0.064	58.005
75	0.221	57.998
13	1.043	58.230

76	1.413	58.269
7	2.160	57.816
121	2.786	58.864
29	3.373	59.092
69	4.979	59.474
37	5.142	59.208
110	7.259	59.678
172	7.677	59.689
27	7.741	1:00.404
184	9.053	1:00.664
93	9.119	1:00.047
31	9.385	59.388
22	11.198	1:00.837
26	11.380	1:00.356
99	11.526	1:00.350
77	14.694	1:01.596
777	15.386	1:01.756
15	15.764	1:01.296
78	16.262	1:01.651
64	22.425	1:04.816
65	26.602	1:07.245

LAP 4 @ 14:20:33.344		
NO	BEHIND	LAP TIME

53		57.106
39	0.255	57.297
75	0.555	57.440
13	2.232	58.295
76	2.793	58.486
7	2.954	57.900
121	4.443	58.763
29	5.320	59.053
37	7.378	59.342
69	8.676	1:00.803
110	9.611	59.458
27	10.603	59.968
172	11.281	1:00.710
184	12.650	1:00.703
93	12.674	1:00.661
31	12.713	1:00.434
26	15.238	1:00.964
22	15.311	1:01.219
99	15.417	1:00.997
77	20.264	1:02.676
15	21.371	1:02.713
777	21.461	1:03.181
78	22.629	1:03.473
64	31.021	1:05.702

LAP 5 @ 14:21:30.646		
NO	BEHIND	LAP TIME

53		57.302
39	0.079	57.126
75	0.507	57.254
13	3.164	58.234
7	3.529	57.877
76	3.579	58.088
121	6.015	58.874
29	6.831	58.813
37	9.620	59.544
69	11.046	59.672
110	11.450	59.141
27	13.024	59.723
172	13.852	59.873
31	14.477	59.066

93	14.622	59.250
184	15.801	1:00.453
26	18.434	1:00.498
22	18.653	1:00.644
99	18.791	1:00.676
77	24.321	1:01.359
15	25.181	1:01.112
777	25.357	1:01.198
78	26.536	1:01.209
64	38.680	1:04.961

LAP 6 @ 14:22:27.255		
NO	BEHIND	LAP TIME

53		56.609
39	0.269	56.799
75	0.752	56.854
13	4.681	58.126
7	4.763	57.843
76	5.559	58.589
121	8.154	58.748
29	9.272	59.050
37	12.706	59.695
69	13.904	59.467
110	13.992	59.151
27	15.895	59.480
31	16.732	58.864
93	17.701	59.688
172	17.952	1:00.709
184	19.488	1:00.296
26	22.420	1:00.595
99	22.532	1:00.350
22	23.149	1:01.105
77	29.330	1:01.618
777	29.640	1:00.892
15	29.882	1:01.310
78	30.896	1:00.969
64	46.610	1:04.539

LAP 7 @ 14:23:24.213		
NO	BEHIND	LAP TIME

39		56.689
53	0.130	57.088
75	0.705	56.911
7	5.732	57.927
13	6.415	58.692
76	6.812	58.211
121	10.512	59.316
29	11.438	59.124
37	14.838	59.090
69	17.632	1:00.686
110	17.797	1:00.763
27	18.265	59.328
31	18.502	58.728
93	20.246	59.503
172	20.893	59.899
184	23.067	1:00.537
99	25.333	59.759
26	25.975	1:00.513
22	26.643	1:00.452
77	34.167	1:01.795
777	34.536	1:01.854
15	34.801	1:01.877
78	35.380	1:01.442
64	53.079	1:03.427

LAP 8 @ 14:24:20.413		
NO	BEHIND	LAP TIME

39		56.200
53	0.120	56.190
75	1.046	56.541
7	8.074	58.542
13	8.360	58.145
76	9.224	58.612
121	14.643	1:00.331
29	14.723	59.485
37	17.591	58.953
69	21.142	59.710
110	21.258	59.661
27	21.431	59.366
31	22.293	59.991
93	23.756	59.710
172	24.800	1:00.107
184	27.431	1:00.564
99	28.696	59.563
26	29.935	1:00.160
22	31.182	1:00.739
15	39.536	1:00.935
77	39.920	1:01.953
777	40.810	1:02.474
78	41.551	1:02.371
64	1:00.552	1:03.673

BMCRC-MRO Championships 2025 - Rnd 1 @ Brands Hatch Indy

BMCRC Thunderbike 500

RACE 4 - POSITION CHART

No	Name	Lap Pos	Lap							
			1	2	3	4	5	6	7	8
75	WOODALL	1	53	53	53	53	53	53	39	39
39	NORTH	2	39	39	39	39	39	39	53	53
53	KOURTI	3	13	75	75	75	75	75	75	75
76	CARTER	4	75	13	13	13	13	13	7	7
13	BLUNT	5	76	76	76	76	7	7	13	13
37	MOORE	6	121	121	7	7	76	76	76	76
145	MOORE (R)	7	29	29	121	121	121	121	121	121
69	DURLING	8	7	7	29	29	29	29	29	29
121	DURLING	9	69	69	69	37	37	37	37	37
29	CARVER	10	37	37	37	69	69	69	69	69
7	O'HARA	11	27	145	110	110	110	110	110	110
110	KEARNEY (R)	12	172	27	172	27	27	27	27	27
99	MAUD	13	145	110	27	172	172	31	31	31
184	CARVER (R)	14	184	172	184	184	31	93	93	93
93	GREGORY (R)	15	110	184	93	93	93	172	172	172
172	CAMPBELL	16	93	93	31	31	184	184	184	184
31	MARSHALL	17	26	31	22	26	26	26	99	99
15	ROWLAND	18	22	22	26	22	22	99	26	26
78	DWYER (R)	19	99	26	99	99	99	22	22	22
22	FINCH	20	31	99	77	77	77	77	77	15
26	DWYER	21	77	77	777	15	15	777	777	77
27	HAYWARD	22	777	777	15	777	777	15	15	777
777	DWYER (R)	23	15	15	78	78	78	78	78	78
77	DRAKE	24	78	78	64	64	64	64	64	64
64	FLINT (R)	25	64	64	65					
65	TERRY	26	65	65						
59	GRIMES	27								

BMCRC-MRO Championships 2025 - Rnd 1 @ Brands Hatch Indy

BMCRC Thunderbike 500

RACE 4 - SECTOR ANALYSIS



SECTOR 1 = FL to I1, SECTOR 2 = I1 to FL, DIFF = Difference To Personal Best Lap, P = Crossed Finish Line in Pit Lane, D = Time Disallowed

P1 39 C2 Daniel NORTH		Honda CB500 - 1on1 Rider Training				
IDEAL LAP TIME : 56.118		BEST LAP TIME : 56.200		DIFFERENCE : 0.082		
LAP	SECTOR 1	SECTOR 2	LAP TIME	MPH	DIFF	TIME OF DAY
1 -		23.696	1:03.600	68.37	7.400	14:17:40.374
2 -	34.778	23.145	57.923	75.07	1.723	14:18:38.297
3 -	34.513	23.492	58.005	74.96	1.805	14:19:36.302
4 -	34.153	23.144	57.297	75.89	1.097	14:20:33.599
5 -	33.701	23.425	57.126	76.12	0.926	14:21:30.725
6 -	33.942	22.857	56.799 (3)	76.56	0.599	14:22:27.524
7 -	33.499	23.190	56.689 (2)	76.70	0.489	14:23:24.213
8 -	33.261	22.939	56.200 (1)	77.37		14:24:20.413

P2 53 C1 Jake KOURTI		Honda CB500 - Red Mist Ltd/ GK Tree Surgeons Ltd/JWG Moto				
IDEAL LAP TIME : 56.190		BEST LAP TIME : 56.190		DIFFERENCE : 0.000		
LAP	SECTOR 1	SECTOR 2	LAP TIME	MPH	DIFF	TIME OF DAY
1 -		23.484	1:03.557	68.41	7.367	14:17:40.331
2 -	34.515	23.395	57.910	75.09	1.720	14:18:38.241
3 -	34.735	23.262	57.997	74.97	1.807	14:19:36.238
4 -	33.765	23.341	57.106	76.14	0.916	14:20:33.344
5 -	34.125	23.177	57.302	75.88	1.112	14:21:30.646
6 -	33.677	22.932	56.609 (2)	76.81	0.419	14:22:27.255
7 -	33.926	23.162	57.088 (3)	76.17	0.898	14:23:24.343
8 -	33.504	22.686	56.190 (1)	77.39		14:24:20.533

P3 75 C2 Peter WOODALL		Honda CB500 - RevdCoin				
IDEAL LAP TIME : 56.330		BEST LAP TIME : 56.541		DIFFERENCE : 0.211		
LAP	SECTOR 1	SECTOR 2	LAP TIME	MPH	DIFF	TIME OF DAY
1 -		23.543	1:04.072	67.86	7.531	14:17:40.846
2 -	34.236	23.379	57.615	75.47	1.074	14:18:38.461
3 -	34.739	23.259	57.998	74.97	1.457	14:19:36.459
4 -	34.118	23.322	57.440	75.70	0.899	14:20:33.899
5 -	34.207	23.047	57.254	75.95	0.713	14:21:31.153
6 -	33.799	23.055	56.854 (2)	76.48	0.313	14:22:28.007
7 -	34.018	22.893	56.911 (3)	76.41	0.370	14:23:24.918
8 -	33.437	23.104	56.541 (1)	76.91		14:24:21.459

P4 7 C2 Shaun O'HARA		Honda CB500 - Advanced Vehicle Alarms				
IDEAL LAP TIME : 57.566		BEST LAP TIME : 57.816		DIFFERENCE : 0.250		
LAP	SECTOR 1	SECTOR 2	LAP TIME	MPH	DIFF	TIME OF DAY
1 -		23.561	1:05.422	66.46	7.606	14:17:42.196
2 -	34.669	23.717	58.386	74.48	0.570	14:18:40.582
3 -	34.546	23.270	57.816 (1)	75.21		14:19:38.398
4 -	34.604	23.296	57.900	75.10	0.084	14:20:36.298
5 -	34.296	23.581	57.877 (3)	75.13	0.061	14:21:34.175
6 -	34.411	23.432	57.843 (2)	75.17	0.027	14:22:32.018
7 -	34.365	23.562	57.927	75.07	0.111	14:23:29.945
8 -	34.861	23.681	58.542	74.28	0.726	14:24:28.487

P5 13 C2 Richard BLUNT		Honda CB500 - Rapid Light Transport				
IDEAL LAP TIME : 58.023		BEST LAP TIME : 58.126		DIFFERENCE : 0.103		
LAP	SECTOR 1	SECTOR 2	LAP TIME	MPH	DIFF	TIME OF DAY
1 -		23.698	1:03.932	68.01	5.806	14:17:40.706
2 -	34.761	23.584	58.345	74.53	0.219	14:18:39.051
3 -	34.766	23.464	58.230 (3)	74.67	0.104	14:19:37.281
4 -	34.606	23.689	58.295	74.59	0.169	14:20:35.576
5 -	34.692	23.542	58.234	74.67	0.108	14:21:33.810
6 -	34.605	23.521	58.126 (1)	74.81		14:22:31.936
7 -	35.025	23.667	58.692	74.09	0.566	14:23:30.628
8 -	34.559	23.586	58.145 (2)	74.78	0.019	14:24:28.773

BMCRC-MRO Championships 2025 - Rnd 1 @ Brands Hatch Indy

BMCRC Thunderbike 500

RACE 4 - SECTOR ANALYSIS



SECTOR 1 = FL to I1, SECTOR 2 = I1 to FL, DIFF = Difference To Personal Best Lap, P = Crossed Finish Line in Pit Lane, D = Time Disallowed

P6 76 C3		Ian CARTER		Honda CB500 -			
IDEAL LAP TIME : 57.901		BEST LAP TIME : 58.088		DIFFERENCE : 0.187			
LAP	SECTOR 1	SECTOR 2	LAP TIME	MPH	DIFF	TIME OF DAY	
1 -		23.695	1:04.455	67.46	6.367	14:17:41.229	
2 -	34.463	23.690	58.153 (2)	74.77	0.065	14:18:39.382	
3 -	34.485	23.784	58.269	74.62	0.181	14:19:37.651	
4 -	34.483	24.003	58.486	74.35	0.398	14:20:36.137	
5 -	34.337	23.751	58.088 (1)	74.86		14:21:34.225	
6 -	34.611	23.978	58.589	74.22	0.501	14:22:32.814	
7 -	34.647	23.564	58.211 (3)	74.70	0.123	14:23:31.025	
8 -	34.534	24.078	58.612	74.19	0.524	14:24:29.637	

P7 121 C2		Gary DURLING		Honda CB500 - GDHS Plumbing & Heating Ltd			
IDEAL LAP TIME : 58.474		BEST LAP TIME : 58.748		DIFFERENCE : 0.274			
LAP	SECTOR 1	SECTOR 2	LAP TIME	MPH	DIFF	TIME OF DAY	
1 -		23.495	1:04.578	67.33	5.830	14:17:41.352	
2 -	35.134	23.674	58.808 (3)	73.94	0.060	14:18:40.160	
3 -	35.319	23.545	58.864	73.87	0.116	14:19:39.024	
4 -	35.034	23.729	58.763 (2)	74.00	0.015	14:20:37.787	
5 -	35.336	23.538	58.874	73.86	0.126	14:21:36.661	
6 -	34.979	23.769	58.748 (1)	74.02		14:22:35.409	
7 -	35.557	23.759	59.316	73.31	0.568	14:23:34.725	
8 -	36.311	24.020	1:00.331	72.07	1.583	14:24:35.056	

P8 29 C2		Robert CARVER		Honda CB500 - SF Parts Ltd			
IDEAL LAP TIME : 58.431		BEST LAP TIME : 58.596		DIFFERENCE : 0.165			
LAP	SECTOR 1	SECTOR 2	LAP TIME	MPH	DIFF	TIME OF DAY	
1 -		23.856	1:05.149	66.74	6.553	14:17:41.923	
2 -	34.676	23.920	58.596 (1)	74.21		14:18:40.519	
3 -	35.154	23.938	59.092	73.59	0.496	14:19:39.611	
4 -	35.045	24.008	59.053	73.63	0.457	14:20:38.664	
5 -	35.058	23.755	58.813 (2)	73.93	0.217	14:21:37.477	
6 -	35.166	23.884	59.050 (3)	73.64	0.454	14:22:36.527	
7 -	35.141	23.983	59.124	73.55	0.528	14:23:35.651	
8 -	35.511	23.974	59.485	73.10	0.889	14:24:35.136	

P9 37 C2		Tom MOORE		Honda CB500 -			
IDEAL LAP TIME : 58.705		BEST LAP TIME : 58.953		DIFFERENCE : 0.248			
LAP	SECTOR 1	SECTOR 2	LAP TIME	MPH	DIFF	TIME OF DAY	
1 -		24.172	1:06.434	65.45	7.481	14:17:43.208	
2 -	34.942	24.022	58.964 (2)	73.75	0.011	14:18:42.172	
3 -	34.974	24.234	59.208	73.44	0.255	14:19:41.380	
4 -	35.309	24.033	59.342	73.28	0.389	14:20:40.722	
5 -	35.323	24.221	59.544	73.03	0.591	14:21:40.266	
6 -	35.473	24.222	59.695	72.84	0.742	14:22:39.961	
7 -	35.281	23.809	59.090 (3)	73.59	0.137	14:23:39.051	
8 -	34.896	24.057	58.953 (1)	73.76		14:24:38.004	

P10 69 C3		Luke DURLING		Honda CB500 - Peddling - Golfing Classics			
IDEAL LAP TIME : 58.962		BEST LAP TIME : 59.028		DIFFERENCE : 0.066			
LAP	SECTOR 1	SECTOR 2	LAP TIME	MPH	DIFF	TIME OF DAY	
1 -		23.930	1:05.941	65.94	6.913	14:17:42.715	
2 -	35.076	23.952	59.028 (1)	73.67		14:18:41.743	
3 -	35.223	24.251	59.474 (3)	73.11	0.446	14:19:41.217	
4 -	36.232	24.571	1:00.803	71.51	1.775	14:20:42.020	
5 -	35.324	24.348	59.672	72.87	0.644	14:21:41.692	
6 -	35.581	23.886	59.467 (2)	73.12	0.439	14:22:41.159	
7 -	36.272	24.414	1:00.686	71.65	1.658	14:23:41.845	
8 -	35.613	24.097	59.710	72.82	0.682	14:24:41.555	

BMCRC-MRO Championships 2025 - Rnd 1 @ Brands Hatch Indy

BMCRC Thunderbike 500

RACE 4 - SECTOR ANALYSIS



SECTOR 1 = FL to I1, SECTOR 2 = I1 to FL, DIFF = Difference To Personal Best Lap, P = Crossed Finish Line in Pit Lane, D = Time Disallowed

P11 110 C2		Will KEARNEY (R)		Honda CB500 -			
IDEAL LAP TIME : 58.822		BEST LAP TIME : 58.996		DIFFERENCE : 0.174			
LAP	SECTOR 1	SECTOR 2	LAP TIME	MPH	DIFF	TIME OF DAY	
1 -		24.166	1:08.049	63.90	9.053	14:17:44.823	
2 -	34.974	24.022	58.996 (1)	73.71		14:18:43.819	
3 -	35.326	24.352	59.678	72.86	0.682	14:19:43.497	
4 -	35.369	24.089	59.458	73.13	0.462	14:20:42.955	
5 -	35.091	24.050	59.141 (2)	73.52	0.145	14:21:42.096	
6 -	35.303	23.848	59.151 (3)	73.51	0.155	14:22:41.247	
7 -	36.382	24.381	1:00.763	71.56	1.767	14:23:42.010	
8 -	35.671	23.990	59.661	72.88	0.665	14:24:41.671	

P12 27 C3		Richard HAYWARD		Honda CB500 - BC vehicle repairs/ Snap on Tools			
IDEAL LAP TIME : 59.060		BEST LAP TIME : 59.328		DIFFERENCE : 0.268			
LAP	SECTOR 1	SECTOR 2	LAP TIME	MPH	DIFF	TIME OF DAY	
1 -		24.018	1:06.655	65.23	7.327	14:17:43.429	
2 -	35.747	24.399	1:00.146	72.30	0.818	14:18:43.575	
3 -	35.374	25.030	1:00.404	71.99	1.076	14:19:43.979	
4 -	35.711	24.257	59.968	72.51	0.640	14:20:43.947	
5 -	35.596	24.127	59.723	72.81	0.395	14:21:43.670	
6 -	35.503	23.977	59.480 (3)	73.11	0.152	14:22:43.150	
7 -	35.484	23.844	59.328 (1)	73.29		14:23:42.478	
8 -	35.680	23.686	59.366 (2)	73.25	0.038	14:24:41.844	

P13 31 C1		Abigail MARSHALL		Honda CB500 -			
IDEAL LAP TIME : 58.571		BEST LAP TIME : 58.728		DIFFERENCE : 0.157			
LAP	SECTOR 1	SECTOR 2	LAP TIME	MPH	DIFF	TIME OF DAY	
1 -		24.547	1:10.052	62.07	11.324	14:17:46.826	
2 -	35.180	24.229	59.409	73.19	0.681	14:18:46.235	
3 -	35.287	24.101	59.388	73.22	0.660	14:19:45.623	
4 -	36.338	24.096	1:00.434	71.95	1.706	14:20:46.057	
5 -	34.787	24.279	59.066 (3)	73.62	0.338	14:21:45.123	
6 -	34.954	23.910	58.864 (2)	73.87	0.136	14:22:43.987	
7 -	34.944	23.784	58.728 (1)	74.04		14:23:42.715	
8 -	35.669	24.322	59.991	72.48	1.263	14:24:42.706	

P14 172 C3		Bobby CAMPBELL		Honda CB500 -			
IDEAL LAP TIME : 59.483		BEST LAP TIME : 59.689		DIFFERENCE : 0.206			
LAP	SECTOR 1	SECTOR 2	LAP TIME	MPH	DIFF	TIME OF DAY	
1 -		24.145	1:07.034	64.87	7.345	14:17:43.808	
2 -	35.921	24.497	1:00.418	71.97	0.729	14:18:44.226	
3 -	35.573	24.116	59.689 (1)	72.85		14:19:43.915	
4 -	36.427	24.283	1:00.710	71.62	1.021	14:20:44.625	
5 -	35.963	23.910	59.873 (2)	72.63	0.184	14:21:44.498	
6 -	35.881	24.828	1:00.709	71.63	1.020	14:22:45.207	
7 -	35.737	24.162	59.899 (3)	72.59	0.210	14:23:45.106	
8 -	35.784	24.323	1:00.107	72.34	0.418	14:24:45.213	

P15 184 C3		Dean CARVER (R)		Honda CB500 - Helmet City			
IDEAL LAP TIME : 59.975		BEST LAP TIME : 59.975		DIFFERENCE : 0.000			
LAP	SECTOR 1	SECTOR 2	LAP TIME	MPH	DIFF	TIME OF DAY	
1 -		24.078	1:07.878	64.06	7.903	14:17:44.652	
2 -	36.180	23.795	59.975 (1)	72.50		14:18:44.627	
3 -	36.202	24.462	1:00.664	71.68	0.689	14:19:45.291	
4 -	36.311	24.392	1:00.703	71.63	0.728	14:20:45.994	
5 -	36.259	24.194	1:00.453 (3)	71.93	0.478	14:21:46.447	
6 -	36.236	24.060	1:00.296 (2)	72.12	0.321	14:22:46.743	
7 -	36.462	24.075	1:00.537	71.83	0.562	14:23:47.280	
8 -	36.462	24.102	1:00.564	71.80	0.589	14:24:47.844	

BMCRC-MRO Championships 2025 - Rnd 1 @ Brands Hatch Indy

BMCRC Thunderbike 500

RACE 4 - SECTOR ANALYSIS



SECTOR 1 = FL to I1, SECTOR 2 = I1 to FL, DIFF = Difference To Personal Best Lap, P = Crossed Finish Line in Pit Lane, D = Time Disallowed

P16 99 C3		Max MAUD		Honda CB500 - What Moto			
IDEAL LAP TIME : 59.563		BEST LAP TIME : 59.563		DIFFERENCE : 0.000			
LAP	SECTOR 1	SECTOR 2	LAP TIME	MPH	DIFF	TIME OF DAY	
1 -		24.674	1:09.944	62.17	10.381	14:17:46.718	
2 -	35.974	24.722	1:00.696	71.64	1.133	14:18:47.414	
3 -	35.935	24.415	1:00.350 (3)	72.05	0.787	14:19:47.764	
4 -	36.257	24.740	1:00.997	71.29	1.434	14:20:48.761	
5 -	36.443	24.233	1:00.676	71.66	1.113	14:21:49.437	
6 -	36.153	24.197	1:00.350 (3)	72.05	0.787	14:22:49.787	
7 -	35.667	24.092	59.759 (2)	72.76	0.196	14:23:49.546	
8 -	35.480	24.083	59.563 (1)	73.00		14:24:49.109	

P17 26 C3		Colt DWYER		Honda CB500 - Regal Aluminium			
IDEAL LAP TIME : 1:00.122		BEST LAP TIME : 1:00.160		DIFFERENCE : 0.038			
LAP	SECTOR 1	SECTOR 2	LAP TIME	MPH	DIFF	TIME OF DAY	
1 -		24.583	1:09.291	62.75	9.131	14:17:46.065	
2 -	36.473	24.724	1:01.197	71.05	1.037	14:18:47.262	
3 -	35.774	24.582	1:00.356 (2)	72.04	0.196	14:19:47.618	
4 -	36.049	24.915	1:00.964	71.33	0.804	14:20:48.582	
5 -	35.816	24.682	1:00.498 (3)	71.88	0.338	14:21:49.080	
6 -	35.881	24.714	1:00.595	71.76	0.435	14:22:49.675	
7 -	35.942	24.571	1:00.513	71.86	0.353	14:23:50.188	
8 -	35.812	24.348	1:00.160 (1)	72.28		14:24:50.348	

P18 22 C3		Simon FINCH		Honda CB500 -			
IDEAL LAP TIME : 59.858		BEST LAP TIME : 1:00.395		DIFFERENCE : 0.537			
LAP	SECTOR 1	SECTOR 2	LAP TIME	MPH	DIFF	TIME OF DAY	
1 -		24.407	1:09.430	62.63	9.035	14:17:46.204	
2 -	35.466	24.929	1:00.395 (1)	72.00		14:18:46.599	
3 -	36.196	24.641	1:00.837	71.47	0.442	14:19:47.436	
4 -	36.000	25.219	1:01.219	71.03	0.824	14:20:48.655	
5 -	36.252	24.392	1:00.644 (3)	71.70	0.249	14:21:49.299	
6 -	36.135	24.970	1:01.105	71.16	0.710	14:22:50.404	
7 -	35.797	24.655	1:00.452 (2)	71.93	0.057	14:23:50.856	
8 -	35.906	24.833	1:00.739	71.59	0.344	14:24:51.595	

P19 15 C3		Christopher ROWLAND		Honda CB500 - SF Parts			
IDEAL LAP TIME : 1:00.659		BEST LAP TIME : 1:00.935		DIFFERENCE : 0.276			
LAP	SECTOR 1	SECTOR 2	LAP TIME	MPH	DIFF	TIME OF DAY	
1 -		25.890	1:12.120	60.29	11.185	14:17:48.894	
2 -	36.578	25.234	1:01.812	70.35	0.877	14:18:50.706	
3 -	36.265	25.031	1:01.296 (3)	70.94	0.361	14:19:52.002	
4 -	37.308	25.405	1:02.713	69.34	1.778	14:20:54.715	
5 -	36.361	24.751	1:01.112 (2)	71.15	0.177	14:21:55.827	
6 -	36.282	25.028	1:01.310	70.92	0.375	14:22:57.137	
7 -	36.867	25.010	1:01.877	70.27	0.942	14:23:59.014	
8 -	36.541	24.394	1:00.935 (1)	71.36		14:24:59.949	

P20 77 C2		Wayne DRAKE		Honda CB500 -			
IDEAL LAP TIME : 1:00.714		BEST LAP TIME : 1:01.359		DIFFERENCE : 0.645			
LAP	SECTOR 1	SECTOR 2	LAP TIME	MPH	DIFF	TIME OF DAY	
1 -		25.137	1:11.019	61.23	9.660	14:17:47.793	
2 -	37.050	24.493	1:01.543 (2)	70.65	0.184	14:18:49.336	
3 -	36.690	24.906	1:01.596 (3)	70.59	0.237	14:19:50.932	
4 -	37.529	25.147	1:02.676	69.38	1.317	14:20:53.608	
5 -	36.644	24.715	1:01.359 (1)	70.87		14:21:54.967	
6 -	36.661	24.957	1:01.618	70.57	0.259	14:22:56.585	
7 -	37.042	24.753	1:01.795	70.37	0.436	14:23:58.380	
8 -	37.883	24.070	1:01.953	70.19	0.594	14:25:00.333	

BMCRC-MRO Championships 2025 - Rnd 1 @ Brands Hatch Indy

BMCRC Thunderbike 500

RACE 4 - SECTOR ANALYSIS



SECTOR 1 = FL to I1, SECTOR 2 = I1 to FL, DIFF = Difference To Personal Best Lap, P = Crossed Finish Line in Pit Lane, D = Time Disallowed

P21 777 C2		Nick DWYER (R)		Honda CB500 -			
IDEAL LAP TIME : 1:00.754		BEST LAP TIME : 1:00.892		DIFFERENCE : 0.138			
LAP	SECTOR 1	SECTOR 2	LAP TIME	MPH	DIFF	TIME OF DAY	
1 -		25.409	1:11.556	60.77	10.664	14:17:48.330	
2 -	36.729	24.809	1:01.538 (3)	70.66	0.646	14:18:49.868	
3 -	36.488	25.268	1:01.756	70.41	0.864	14:19:51.624	
4 -	37.705	25.476	1:03.181	68.82	2.289	14:20:54.805	
5 -	36.799	24.399	1:01.198 (2)	71.05	0.306	14:21:56.003	
6 -	36.355	24.537	1:00.892 (1)	71.41		14:22:56.895	
7 -	37.073	24.781	1:01.854	70.30	0.962	14:23:58.749	
8 -	37.907	24.567	1:02.474	69.60	1.582	14:25:01.223	

P22 78 C3		Richard DWYER (R)		Honda CB500 - R Flint Building and Joinery			
IDEAL LAP TIME : 1:00.849		BEST LAP TIME : 1:00.969		DIFFERENCE : 0.120			
LAP	SECTOR 1	SECTOR 2	LAP TIME	MPH	DIFF	TIME OF DAY	
1 -		26.381	1:12.827	59.71	11.858	14:17:49.601	
2 -	36.115	25.133	1:01.248 (3)	70.99	0.279	14:18:50.849	
3 -	36.397	25.254	1:01.651	70.53	0.682	14:19:52.500	
4 -	36.945	26.528	1:03.473	68.51	2.504	14:20:55.973	
5 -	36.400	24.809	1:01.209 (2)	71.04	0.240	14:21:57.182	
6 -	36.235	24.734	1:00.969 (1)	71.32		14:22:58.151	
7 -	36.213	25.229	1:01.442	70.77	0.473	14:23:59.593	
8 -	37.066	25.305	1:02.371	69.72	1.402	14:25:01.964	

P23 93 C3		Ryan GREGORY (R)		Honda CB500 - Rob Flint			
IDEAL LAP TIME : 59.217		BEST LAP TIME : 59.250		DIFFERENCE : 0.033			
LAP	SECTOR 1	SECTOR 2	LAP TIME	MPH	DIFF	TIME OF DAY	
1 -		23.920	1:08.370	63.60	9.120	14:17:45.144	
2 -	35.785	24.381	1:00.166	72.27	0.916	14:18:45.310	
3 -	35.645	24.402	1:00.047	72.42	0.797	14:19:45.357	
4 -	36.372	24.289	1:00.661	71.68	1.411	14:20:46.018	
5 -	35.297	23.953	59.250 (1)	73.39		14:21:45.268	
6 -	35.392	24.296	59.688 (3)	72.85	0.438	14:22:44.956	
7 -	35.435	24.068	59.503 (2)	73.08	0.253	14:23:44.459	
8 -	35.718	23.992	59.710	72.82	0.460	14:24:44.169	

P24 64 C3		Robert FLINT (R)		Honda CB500 - R Flint Building And Joinery			
IDEAL LAP TIME : 1:03.427		BEST LAP TIME : 1:03.427		DIFFERENCE : 0.000			
LAP	SECTOR 1	SECTOR 2	LAP TIME	MPH	DIFF	TIME OF DAY	
1 -		25.589	1:13.204	59.40	9.777	14:17:49.978	
2 -	38.096	25.773	1:03.869 (3)	68.08	0.442	14:18:53.847	
3 -	38.230	26.586	1:04.816	67.09	1.389	14:19:58.663	
4 -	39.222	26.480	1:05.702	66.18	2.275	14:21:04.365	
5 -	39.012	25.949	1:04.961	66.94	1.534	14:22:09.326	
6 -	38.349	26.190	1:04.539	67.37	1.112	14:23:13.865	
7 -	38.081	25.346	1:03.427 (1)	68.56		14:24:17.292	
8 -	38.100	25.573	1:03.673 (2)	68.29	0.246	14:25:20.965	

P25 65 C2		Nigel TERRY		Honda CB500 - NTrap Garage Doors			
IDEAL LAP TIME : 1:04.809		BEST LAP TIME : 1:05.006		DIFFERENCE : 0.197			
LAP	SECTOR 1	SECTOR 2	LAP TIME	MPH	DIFF	TIME OF DAY	
1 -		26.045	1:13.815	58.91	8.809	14:17:50.589	
2 -	38.764	26.242	1:05.006 (1)	66.89		14:18:55.595	
3 -	39.374	27.871	1:07.245 (2)	64.66	2.239	14:20:02.840	

BMCRC-MRO Championships 2025 - Rnd 1 @ Brands Hatch Indy

BMCRC Thunderbike 500

RACE 4 - SECTOR ANALYSIS



SECTOR 1 = FL to I1, SECTOR 2 = I1 to FL, DIFF = Difference To Personal Best Lap, P = Crossed Finish Line in Pit Lane, D = Time Disallowed

P26 145 C1		Paddy MOORE (R)		Honda CB500 -		
IDEAL LAP TIME : 58.560		BEST LAP TIME : 59.002		DIFFERENCE : 0.442		
LAP	SECTOR 1	SECTOR 2	LAP TIME	MPH	DIFF	TIME OF DAY
1 -		24.081	1:07.351	64.56	8.349	14:17:44.125
2 -	35.217	23.785	59.002 (1)	73.70		14:18:43.127

BMCRC-MRO Championships 2025 - Rnd 1 @ Brands Hatch Indy

BMCRC Thunderbike 500

RACE 4 - BEST SECTORS

POS	SECTOR 1		SECTOR 2		IDEAL / BEST COMPARISON						
	NO	TIME	NO	TIME	POS	NO	NAME	IDEAL	BEST	DIFF	
								PERFECT LAP	55.947		
1	39	33.261	53	22.686	1	39	NORTH	56.118	56.200	0.082	
2	75	33.437	39	22.857	2	53	KOURTI	56.190	56.190	0.000	
3	53	33.504	75	22.893	3	75	WOODALL	56.330	56.541	0.211	
4	7	34.296	7	23.270	4	7	O'HARA	57.566	57.816	0.250	
5	76	34.337	13	23.464	5	76	CARTER	57.901	58.088	0.187	
6	13	34.559	121	23.495	6	13	BLUNT	58.023	58.126	0.103	
7	29	34.676	76	23.564	7	29	CARVER	58.431	58.596	0.165	
8	145	34.775	27	23.686	8	121	DURLING	58.474	58.748	0.274	
9	31	34.787	29	23.755	9	145	MOORE (R)	58.560	59.002	0.442	
10	37	34.896	31	23.784	10	31	MARSHALL	58.571	58.728	0.157	
11	110	34.974	145	23.785	11	37	MOORE	58.705	58.953	0.248	
12	121	34.979	184	23.795	12	110	KEARNEY (R)	58.822	58.996	0.174	
13	69	35.076	37	23.809	13	69	DURLING	58.962	59.028	0.066	
14	93	35.297	110	23.848	14	27	HAYWARD	59.060	59.328	0.268	
15	27	35.374	69	23.886	15	93	GREGORY (R)	59.217	59.250	0.033	
16	22	35.466	172	23.910	16	172	CAMPBELL	59.483	59.689	0.206	
17	99	35.480	93	23.920	17	99	MAUD	59.563	59.563	0.000	
18	172	35.573	77	24.070	18	22	FINCH	59.858	1:00.395	0.537	
19	26	35.774	99	24.083	19	184	CARVER (R)	59.975	59.975	0.000	
20	78	36.115	26	24.348	20	26	DWYER	1:00.122	1:00.160	0.038	
21	184	36.180	22	24.392	21	15	ROWLAND	1:00.659	1:00.935	0.276	
22	15	36.265	15	24.394	22	77	DRAKE	1:00.714	1:01.359	0.645	
23	777	36.355	777	24.399	23	777	DWYER (R)	1:00.754	1:00.892	0.138	
24	77	36.644	78	24.734	24	78	DWYER (R)	1:00.849	1:00.969	0.120	
25	64	38.081	64	25.346	25	64	FLINT (R)	1:03.427	1:03.427	0.000	
26	65	38.764	65	26.045	26	65	TERRY	1:04.809	1:05.006	0.197	

BMCRC-MRO Championships 2025 - Rnd 1 @ Brands Hatch Indy

BMCRC Thunderbike 500

RACE 4 - STATISTICS

Competitors Started 26
Planned Start 2025-03-15 @ 12:05:00.000
Actual Start 2025-03-15 @ 14:16:36.773
Finish Time 2025-03-15 @ 14:24:20.412
Track Length 1.2079mi.
Total Laps 197
Total Distance Covered 237.9652mi.

Session Fastest Lap History

NO	CL	NAME	LAP TIME	TIME OF DAY	LAP	VEHICLE
53	C1	Jake KOURTI	57.910	14:18:38.258	2	Honda CB500
75	C2	Peter WOODALL	57.615	14:18:38.494	2	Honda CB500
53	C1	Jake KOURTI	57.106	14:20:33.372	4	Honda CB500
53	C1	Jake KOURTI	56.609	14:22:27.283	6	Honda CB500
39	C2	Daniel NORTH	56.200	14:24:20.424	8	Honda CB500
53	C1	Jake KOURTI	56.190	14:24:20.548	8	Honda CB500

Session Leader History

NO	CL	NAME	FROM LAP	LAPS LED	DISTANCE	VEHICLE
53	C1	Jake KOURTI	1	6	7.24 miles	Honda CB500
39	C2	Daniel NORTH	7	2	2.41 miles	Honda CB500

Flag History

TYPE	TIME OF DAY
GREEN	14:16:36.773
FINISH	14:24:20.412

Flag Statistics

TYPE	COUNT	TOTAL LAPS	TOTAL TIME
Green	1	8	8:49.741
Red	0	0	0.000
Safety Car	0	0	0.000
FCY	0	0	0.000

BMCRC-MRO Championships 2025 - Rnd 1 @ Brands Hatch Indy

BMCRC Thunderbike 500

RACE 4 - STATISTICS

CLASS : C1

3 Starters

Fastest Lap History

NO	NAME	LAP TIME	TIME OF DAY	LAP	VEHICLE
53	Jake KOURTI	57.910	14:18:38.258	2	Honda CB500
53	Jake KOURTI	57.106	14:20:33.372	4	Honda CB500
53	Jake KOURTI	56.609	14:22:27.283	6	Honda CB500
53	Jake KOURTI	56.190	14:24:20.548	8	Honda CB500

Leader History

NO	NAME	FROM LAP	LAPS LED	DISTANCE	VEHICLE
53	Jake KOURTI	1	8	9.66 miles	Honda CB500

BMCRC-MRO Championships 2025 - Rnd 1 @ Brands Hatch Indy

BMCRC Thunderbike 500

RACE 4 - STATISTICS

CLASS : C2

11 Starters

Fastest Lap History

NO	NAME	LAP TIME	TIME OF DAY	LAP	VEHICLE
39	Daniel NORTH	57.923	14:18:38.297	2	Honda CB500
75	Peter WOODALL	57.615	14:18:38.494	2	Honda CB500
39	Daniel NORTH	57.297	14:20:33.610	4	Honda CB500
39	Daniel NORTH	57.126	14:21:30.725	5	Honda CB500
39	Daniel NORTH	56.799	14:22:27.535	6	Honda CB500
39	Daniel NORTH	56.689	14:23:24.224	7	Honda CB500
39	Daniel NORTH	56.200	14:24:20.424	8	Honda CB500

Leader History

NO	NAME	FROM LAP	LAPS LED	DISTANCE	VEHICLE
39	Daniel NORTH	1	8	9.66 miles	Honda CB500

BMCRC-MRO Championships 2025 - Rnd 1 @ Brands Hatch Indy

BMCRC Thunderbike 500

RACE 4 - STATISTICS

CLASS : C3

12 Starters

Fastest Lap History

NO	NAME	LAP TIME	TIME OF DAY	LAP	VEHICLE
76	Ian CARTER	58.153	14:18:39.402	2	Honda CB500
76	Ian CARTER	58.088	14:21:34.225	5	Honda CB500

Leader History

NO	NAME	FROM LAP	LAPS LED	DISTANCE	VEHICLE
76	Ian CARTER	1	8	9.66 miles	Honda CB500

BMCRC-MRO Championships 2025 - Rnd 1 @ Brands Hatch Indy


BMCRC Thunderbike 500

RACE 14 - GRID (9 Laps)

ROW 10				28	23 Adrian KERSHAW				
ROW 9		27	59 Calvin GRIMES	26	65 Nigel TERRY	25	64 Robert FLINT (R)		
ROW 8	24	77 Wayne DRAKE	1:01.359	23	78 Richard DWYER (R)	1:00.969	22	15 Christopher ROWLAND	
ROW 7		21	777 Nick DWYER (R)	1:00.892	20	22 Simon FINCH	1:00.395	19	26 Colt DWYER
ROW 6	18	184 Dean CARVER (R)	59.975	17	172 Bobby CAMPBELL	59.689	16	99 Max MAUD	
ROW 5		15	27 Richard HAYWARD	59.328	14	93 Ryan GREGORY (R)	59.250	13	69 Luke DURLING
ROW 4	12	145 Paddy MOORE (R)	59.002	11	110 Will KEARNEY (R)	58.996	10	37 Tom MOORE	
ROW 3		9	121 Gary DURLING	58.748	8	31 Abigail MARSHALL	58.728	7	29 Robert CARVER
ROW 2	6	13 Richard BLUNT	58.126	5	76 Ian CARTER	58.088	4	7 Shaun O'HARA	
ROW 1		3	75 Peter WOODALL	56.541	2	39 Daniel NORTH	56.200	1	53 Jake KOURTI
									Pole

These results are provisional until the conclusion of any judicial and technical matters.

Brands Hatch Indy: 1.2079 miles

Clerk Of Course:	Timekeeper:	<i>Craig Smith</i>	
------------------	-------------	--------------------	---

Results can be found at www.tsl-timing.com

Printed - 14:30 Saturday, 15 March 2025



BMCRC-MRO Championships 2025 - Rnd 1 @ Brands Hatch Indy

BMCRC Thunderbike 500

RACE 14 - CLASSIFICATION

Race Distance: 7 Laps / 8.45 miles

POS	NO	CL	PIC	NAME	ENTRY	LAPS	TIME	GAP	DIFF	MPH	BEST	ON	GRD	↑↓
1	39	C2	1	Daniel NORTH	Honda CB500 - 1on1 Rider Training	7	6:47.534			74.69	56.673	7	2	1
2	53	C1	1	Jake KOURTI	Honda CB500 - Red Mist Ltd/ GK Tree Surgeons Ltd/JWG M	7	6:47.989	0.455	0.455	74.61	56.971	7	1	-1
3	75	C2	2	Peter WOODALL	Honda CB500 - RevdCoin	7	6:48.124	0.590	0.135	74.58	56.865	3	3	0
4	7	C2	3	Shaun O'HARA	Honda CB500 - Advanced Vehicle Alarms	7	6:49.338	1.804	1.214	74.36	57.008	6	4	0
5	13	C2	4	Richard BLUNT	Honda CB500 - Rapid Light Transport	7	6:58.066	10.532	8.728	72.81	58.542	3	6	1
6	121	C2	5	Gary DURLING	Honda CB500 - GDHS Plumbing & Heating Ltd	7	6:59.826	12.292	1.760	72.50	58.866	4	9	3
7	23	C2	6	Adrian KERSHAW	Honda CB500 - ADK Racing	7	7:02.307	14.773	2.481	72.08	58.245	4	28	21
8	27	C3	1	Richard HAYWARD	Honda CB500 - BC vehicle repairs/ Snap on Tools	7	7:04.298	16.764	1.991	71.74	59.236	7	15	7
9	37	C2	7	Tom MOORE	Honda CB500 -	7	7:04.624	17.090	0.326	71.68	58.910	3	10	1
10	76	C3	2	Ian CARTER	Honda CB500 -	7	7:04.982	17.448	0.358	71.62	59.155	7	5	-5
11	110	C2	8	Will KEARNEY (R)	Honda CB500 -	7	7:05.332	17.798	0.350	71.56	58.593	4	11	0
12	29	C2	9	Robert CARVER	Honda CB500 - SF Parts Ltd	7	7:05.915	18.381	0.583	71.47	59.233	4	7	-5
13	93	C3	3	Ryan GREGORY (R)	Honda CB500 - Rob Flint	7	7:06.629	19.095	0.714	71.35	58.702	4	14	1
14	184	C3	4	Dean CARVER (R)	Honda CB500 - Helmet City	7	7:07.460	19.926	0.831	71.21	59.272	4	18	4
15	69	C3	5	Luke DURLING	Honda CB500 - Peddling - Golfing Classics	7	7:07.829	20.295	0.369	71.15	59.577	4	13	-2
16	99	C3	6	Max MAUD	Honda CB500 - What Moto	7	7:07.988	20.454	0.159	71.12	59.165	3	16	0
17	31	C1	2	Abigail MARSHALL (R)	Honda CB500 -	7	7:15.604	28.070	7.616	69.88	59.892	6	8	-9
18	15	C3	7	Christopher ROWLAND	Honda CB500 - SF Parts	7	7:16.387	28.853	0.783	69.75	1:00.568	6	22	4
19	172	C3	8	Bobby CAMPBELL	Honda CB500 -	7	7:16.405	28.871	0.018	69.75	1:00.014	7	17	-2
20	777	C2	10	Nick DWYER (R)	Honda CB500 -	7	7:17.397	29.863	0.992	69.59	1:00.439	7	21	1
21	26	C3	9	Colt DWYER	Honda CB500 - Regal Aluminium	7	7:17.434	29.900	0.037	69.58	1:00.558	7	19	-2
22	22	C3	10	Simon FINCH	Honda CB500 -	7	7:17.704	30.170	0.270	69.54	59.838	7	20	-2
23	77	C2	11	Wayne DRAKE	Honda CB500 -	7	7:19.298	31.764	1.594	69.29	1:00.475	6	24	1
24	78	C3	11	Richard DWYER (R)	Honda CB500 - R Flint Building and Joinery	7	7:20.187	32.653	0.889	69.15	1:00.785	7	23	-1
25	59	C3	12	Calvin GRIMES	Honda CB500 - Lustre Coatings Ltd	7	7:35.862	48.328	15.675	66.77	1:02.926	7	27	2
26	64	C3	13	Robert FLINT (R)	Honda CB500 - R Flint Building And Joinery	7	7:36.068	48.534	0.206	66.74	1:03.048	7	25	-1

NOT CLASSIFIED

DNF	65	C2		Nigel TERRY	Honda CB500 - NTrap Garage Doors	5	5:41.576	2 Laps	2 Laps	63.65	1:05.174	3	26	
-----	----	----	--	-------------	----------------------------------	---	----------	---------------	--------	-------	-----------------	---	----	--

FASTEST LAP

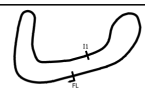
39	C2			Daniel NORTH	Honda CB500 - 1on1 Rider Training	7	56.673			76.73 mph	123.48 kph			
53	C1			Jake KOURTI	Honda CB500 - Red Mist Ltd/ GK Tree Surgeons Ltd/JWG M	7	56.971			76.33 mph	122.84 kph			
93	C3			Ryan GREGORY (R)	Honda CB500 - Rob Flint	4	58.702			74.07 mph	119.21 kph			

Class C2 - 92.5% of Race Speed = 69.08 mph
 Class C1 - 92.5% of Race Speed = 69.01 mph
 Class C3 - 92.5% of Race Speed = 66.35 mph

Weather / Track : Cloudy / Dry

These results are provisional until the conclusion of any judicial and technical matters.

Date: 15/03/2025 Start: 16:48 Finish: 16:55
 Brands Hatch Indy: 1.2079 miles

Clerk Of Course:	Timekeeper:	<i>Craig Smith</i>	
------------------	-------------	--------------------	---

Results can be found at www.tsl-timing.com

Printed - 16:57 Saturday, 15 March 2025



BMCRC-MRO Championships 2025 - Rnd 1 @ Brands Hatch Indy

BMCRC Thunderbike 500

RACE 14 - LAP CHART

LAP 1 @ 16:49:36.427

NO	BEHIND	LAP TIME
53		1:03.245
39	0.841	1:04.086
7	1.017	1:04.262
13	1.303	1:04.548
75	1.388	1:04.633
121	2.553	1:05.798
76	2.635	1:05.880
27	3.145	1:06.390
29	3.603	1:06.848
110	3.791	1:07.036
37	4.140	1:07.385
69	4.417	1:07.662
99	4.647	1:07.892
23	4.805	1:08.050
93	5.060	1:08.305
184	5.206	1:08.451
26	6.505	1:09.750
15	6.954	1:10.199
172	7.156	1:10.401
31	7.800	1:11.045
22	8.114	1:11.359
777	8.208	1:11.453
77	8.639	1:11.884
78	9.195	1:12.440
65	10.371	1:13.616
64	10.906	1:14.151
59	11.501	1:14.746

LAP 2 @ 16:50:33.972

NO	BEHIND	LAP TIME
53		57.545
39	0.877	57.581
7	1.776	58.304
75	1.911	58.068
13	2.672	58.914
121	4.157	59.149
76	5.015	59.925
27	5.441	59.841
29	6.164	1:00.106
37	6.290	59.695
23	6.807	59.547
69	7.401	1:00.529
110	7.581	1:01.335
99	8.146	1:01.044
93	8.456	1:00.941
184	8.547	1:00.886
26	9.972	1:01.012
172	10.413	1:00.802
15	10.495	1:01.086
31	11.545	1:01.290
777	12.358	1:01.695
22	12.756	1:02.187
77	12.954	1:01.860
78	13.639	1:01.989
64	18.128	1:04.767
65	18.539	1:05.713
59	18.564	1:04.608

LAP 3 @ 16:51:32.412

NO	BEHIND	LAP TIME
53		58.440
39	0.101	57.664

75	0.336	56.865
7	0.895	57.559
13	2.774	58.542
121	4.586	58.869
76	5.964	59.389
27	6.430	59.429
37	6.760	58.910
23	8.090	59.723
110	8.326	59.185
29	8.407	1:00.683
69	8.658	59.697
99	8.871	59.165
184	9.960	59.853
93	10.042	1:00.026
26	12.326	1:00.794
172	12.545	1:00.572
15	13.208	1:01.153
31	13.644	1:00.539
777	14.848	1:00.930
22	15.559	1:01.243
77	15.649	1:01.135
78	16.586	1:01.387
64	23.284	1:03.596
59	23.742	1:03.618
65	25.273	1:05.174

LAP 4 @ 16:52:29.786

NO	BEHIND	LAP TIME
39		57.273
53	0.172	57.546
75	0.338	57.376
7	1.188	57.667
13	4.139	58.739
121	6.078	58.866
27	8.304	59.248
37	8.666	59.280
23	8.961	58.245
76	9.044	1:00.454
110	9.545	58.593
29	10.266	59.233
69	10.861	59.577
99	10.950	59.453
93	11.370	58.702
184	11.858	59.272
26	16.095	1:01.143
172	16.185	1:01.014
15	16.685	1:00.851
777	18.296	1:00.822
31	19.028	1:02.758
77	19.596	1:01.321
22	19.706	1:01.521
78	20.523	1:01.311
59	29.589	1:03.221
64	29.714	1:03.804
65	35.192	1:07.293

LAP 5 @ 16:53:26.943

NO	BEHIND	LAP TIME
39		57.157
53	0.101	57.086
75	0.103	56.922
7	1.156	57.125
13	6.282	59.300
121	8.156	59.235
23	11.512	59.708

27	11.540	1:00.393
37	11.804	1:00.295
76	11.991	1:00.104
110	12.189	59.801
29	12.508	59.399
69	13.497	59.793
93	13.851	59.638
184	14.179	59.478
99	14.234	1:00.441
172	20.952	1:01.924
15	21.184	1:01.656
31	21.945	1:00.074
26	22.086	1:03.148
777	22.367	1:01.228
22	23.452	1:00.903
77	23.982	1:01.543
78	24.170	1:00.804
59	35.803	1:03.371
64	36.182	1:03.625
65	47.815	1:09.780

LAP 6 @ 16:54:24.043

NO	BEHIND	LAP TIME
39		57.100
75	0.096	57.093
53	0.157	57.155
7	1.064	57.008
13	8.161	58.979
121	9.977	58.921
23	12.770	58.358
37	14.085	59.381
27	14.201	59.761
76	14.966	1:00.075
29	15.014	59.606
110	15.348	1:00.259
184	16.569	59.490
93	16.608	59.857
69	16.829	1:00.432
99	17.078	59.944
15	24.652	1:00.568
31	24.737	59.892
172	25.530	1:01.678
26	26.015	1:01.029
777	26.097	1:00.830
22	27.005	1:00.653
77	27.357	1:00.475
78	28.541	1:01.471
59	42.075	1:03.372
64	42.159	1:03.077

LAP 7 @ 16:55:20.716

NO	BEHIND	LAP TIME
39		56.673
53	0.455	56.971
75	0.590	57.167
7	1.804	57.413
13	10.532	59.044
121	12.292	58.988
23	14.773	58.676
27	16.764	59.236
37	17.090	59.678
76	17.448	59.155
110	17.798	59.123
29	18.381	1:00.040
93	19.095	59.160

BMCRC-MRO Championships 2025 - Rnd 1 @ Brands Hatch Indy

BMCRC Thunderbike 500

RACE 14 - POSITION CHART

No	Name	Lap Pos	Lap						
			1	2	3	4	5	6	7
53	KOURTI	1	53	53	53	39	39	39	39
39	NORTH	2	39	39	39	53	53	75	53
75	WOODALL	3	7	7	75	75	75	53	75
7	O'HARA	4	13	75	7	7	7	7	7
76	CARTER	5	75	13	13	13	13	13	13
13	BLUNT	6	121	121	121	121	121	121	121
29	CARVER	7	76	76	76	27	23	23	23
31	MARSHALL	8	27	27	27	37	27	37	27
121	DURLING	9	29	29	37	23	37	27	37
37	MOORE	10	110	37	23	76	76	76	76
110	KEARNEY (R)	11	37	23	110	110	110	29	110
69	DURLING	12	69	69	29	29	29	110	29
93	GREGORY (R)	13	99	110	69	69	69	184	93
27	HAYWARD	14	23	99	99	99	93	93	184
99	MAUD	15	93	93	184	93	184	69	69
172	CAMPBELL	16	184	184	93	184	99	99	99
184	CARVER (R)	17	26	26	26	26	172	15	31
26	DWYER	18	15	172	172	172	15	31	15
22	FINCH	19	172	15	15	15	31	172	172
777	DWYER (R)	20	31	31	31	777	26	26	777
15	ROWLAND	21	22	777	777	31	777	777	26
78	DWYER (R)	22	777	22	22	77	22	22	22
77	DRAKE	23	77	77	77	22	77	77	77
64	FLINT (R)	24	78	78	78	78	78	78	78
65	TERRY	25	65	64	64	59	59	59	59
59	GRIMES	26	64	65	59	64	64	64	64
23	KERSHAW	27	59	59	65	65	65		

BMCRC-MRO Championships 2025 - Rnd 1 @ Brands Hatch Indy

BMCRC Thunderbike 500

RACE 14 - SECTOR ANALYSIS



SECTOR 1 = FL to I1, SECTOR 2 = I1 to FL, DIFF = Difference To Personal Best Lap, P = Crossed Finish Line in Pit Lane, D = Time Disallowed

P1		39 C2		Daniel NORTH		Honda CB500 - 1on1 Rider Training	
IDEAL LAP TIME : 56.673		BEST LAP TIME : 56.673		DIFFERENCE : 0.000			
LAP	SECTOR 1	SECTOR 2	LAP TIME	MPH	DIFF	TIME OF DAY	
1 -		23.911	1:04.086	67.85	7.413	16:49:37.268	
2 -	34.147	23.434	57.581	75.52	0.908	16:50:34.849	
3 -	33.798	23.866	57.664	75.41	0.991	16:51:32.513	
4 -	33.835	23.438	57.273	75.92	0.600	16:52:29.786	
5 -	33.844	23.313	57.157 (3)	76.08	0.484	16:53:26.943	
6 -	33.899	23.201	57.100 (2)	76.15	0.427	16:54:24.043	
7 -	33.483	23.190	56.673 (1)	76.73		16:55:20.716	

P2		53 C1		Jake KOURTI		Honda CB500 - Red Mist Ltd/ GK Tree Surgeons Ltd/JWG Moto	
IDEAL LAP TIME : 56.894		BEST LAP TIME : 56.971		DIFFERENCE : 0.076			
LAP	SECTOR 1	SECTOR 2	LAP TIME	MPH	DIFF	TIME OF DAY	
1 -		23.339	1:03.245	68.75	6.274	16:49:36.427	
2 -	34.341	23.204	57.545	75.56	0.574	16:50:33.972	
3 -	34.580	23.860	58.440	74.41	1.469	16:51:32.412	
4 -	34.310	23.236	57.546	75.56	0.575	16:52:29.958	
5 -	34.104	22.982	57.086 (2)	76.17	0.115	16:53:27.044	
6 -	34.140	23.015	57.155 (3)	76.08	0.184	16:54:24.200	
7 -	33.912	23.059	56.971 (1)	76.33		16:55:21.171	

P3		75 C2		Peter WOODALL		Honda CB500 - RevdCoin	
IDEAL LAP TIME : 56.824		BEST LAP TIME : 56.865		DIFFERENCE : 0.041			
LAP	SECTOR 1	SECTOR 2	LAP TIME	MPH	DIFF	TIME OF DAY	
1 -		23.430	1:04.633	67.28	7.768	16:49:37.815	
2 -	34.693	23.375	58.068	74.88	1.203	16:50:35.883	
3 -	33.770	23.095	56.865 (1)	76.47		16:51:32.748	
4 -	34.301	23.075	57.376	75.79	0.511	16:52:30.124	
5 -	33.774	23.148	56.922 (2)	76.39	0.057	16:53:27.046	
6 -	33.749	23.344	57.093 (3)	76.16	0.228	16:54:24.139	
7 -	33.951	23.216	57.167	76.06	0.302	16:55:21.306	

P4		7 C2		Shaun O'HARA		Honda CB500 - Advanced Vehicle Alarms	
IDEAL LAP TIME : 56.948		BEST LAP TIME : 57.008		DIFFERENCE : 0.060			
LAP	SECTOR 1	SECTOR 2	LAP TIME	MPH	DIFF	TIME OF DAY	
1 -		23.881	1:04.262	67.66	7.254	16:49:37.444	
2 -	35.025	23.279	58.304	74.58	1.296	16:50:35.748	
3 -	34.529	23.030	57.559	75.55	0.551	16:51:33.307	
4 -	34.335	23.332	57.667	75.40	0.659	16:52:30.974	
5 -	34.294	22.831	57.125 (2)	76.12	0.117	16:53:28.099	
6 -	34.123	22.885	57.008 (1)	76.28		16:54:25.107	
7 -	34.117	23.296	57.413 (3)	75.74	0.405	16:55:22.520	

P5		13 C2		Richard BLUNT		Honda CB500 - Rapid Light Transport	
IDEAL LAP TIME : 58.419		BEST LAP TIME : 58.542		DIFFERENCE : 0.123			
LAP	SECTOR 1	SECTOR 2	LAP TIME	MPH	DIFF	TIME OF DAY	
1 -		23.596	1:04.548	67.36	6.006	16:49:37.730	
2 -	35.253	23.661	58.914 (3)	73.81	0.372	16:50:36.644	
3 -	34.823	23.719	58.542 (1)	74.28		16:51:35.186	
4 -	34.853	23.886	58.739 (2)	74.03	0.197	16:52:33.925	
5 -	35.341	23.959	59.300	73.33	0.758	16:53:33.225	
6 -	35.006	23.973	58.979	73.73	0.437	16:54:32.204	
7 -	35.039	24.005	59.044	73.65	0.502	16:55:31.248	

BMCRC-MRO Championships 2025 - Rnd 1 @ Brands Hatch Indy

BMCRC Thunderbike 500

RACE 14 - SECTOR ANALYSIS



SECTOR 1 = FL to I1, SECTOR 2 = I1 to FL, DIFF = Difference To Personal Best Lap, P = Crossed Finish Line in Pit Lane, D = Time Disallowed

P6 121 C2 Gary DURLING		Honda CB500 - GDHS Plumbing & Heating Ltd				
IDEAL LAP TIME : 58.650		BEST LAP TIME : 58.866		DIFFERENCE : 0.216		
LAP	SECTOR 1	SECTOR 2	LAP TIME	MPH	DIFF	TIME OF DAY
1 -		23.805	1:05.798	66.08	6.932	16:49:38.980
2 -	35.291	23.858	59.149	73.51	0.283	16:50:38.129
3 -	35.273	23.596	58.869 (2)	73.86	0.003	16:51:36.998
4 -	35.054	23.812	58.866 (1)	73.87		16:52:35.864
5 -	35.559	23.676	59.235	73.41	0.369	16:53:35.099
6 -	35.171	23.750	58.921 (3)	73.80	0.055	16:54:34.020
7 -	35.341	23.647	58.988	73.72	0.122	16:55:33.008

P7 23 C2 Adrian KERSHAW		Honda CB500 - ADK Racing				
IDEAL LAP TIME : 58.245		BEST LAP TIME : 58.245		DIFFERENCE : 0.000		
LAP	SECTOR 1	SECTOR 2	LAP TIME	MPH	DIFF	TIME OF DAY
1 -		23.863	1:08.050	63.90	9.805	16:49:41.232
2 -	35.751	23.796	59.547	73.02	1.302	16:50:40.779
3 -	35.594	24.129	59.723	72.81	1.478	16:51:40.502
4 -	34.650	23.595	58.245 (1)	74.66		16:52:38.747
5 -	35.597	24.111	59.708	72.83	1.463	16:53:38.455
6 -	34.652	23.706	58.358 (2)	74.51	0.113	16:54:36.813
7 -	34.741	23.935	58.676 (3)	74.11	0.431	16:55:35.489

P8 27 C3 Richard HAYWARD		Honda CB500 - BC vehicle repairs/ Snap on Tools				
IDEAL LAP TIME : 59.063		BEST LAP TIME : 59.236		DIFFERENCE : 0.173		
LAP	SECTOR 1	SECTOR 2	LAP TIME	MPH	DIFF	TIME OF DAY
1 -		24.265	1:06.390	65.50	7.154	16:49:39.572
2 -	35.851	23.990	59.841	72.66	0.605	16:50:39.413
3 -	35.708	23.721	59.429 (3)	73.17	0.193	16:51:38.842
4 -	35.342	23.906	59.248 (2)	73.39	0.012	16:52:38.090
5 -	36.173	24.220	1:00.393	72.00	1.157	16:53:38.483
6 -	35.664	24.097	59.761	72.76	0.525	16:54:38.244
7 -	35.441	23.795	59.236 (1)	73.41		16:55:37.480

P9 37 C2 Tom MOORE		Honda CB500 -				
IDEAL LAP TIME : 58.910		BEST LAP TIME : 58.910		DIFFERENCE : 0.000		
LAP	SECTOR 1	SECTOR 2	LAP TIME	MPH	DIFF	TIME OF DAY
1 -		24.734	1:07.385	64.53	8.475	16:49:40.567
2 -	35.676	24.019	59.695	72.84	0.785	16:50:40.262
3 -	35.155	23.755	58.910 (1)	73.81		16:51:39.172
4 -	35.322	23.958	59.280 (2)	73.35	0.370	16:52:38.452
5 -	36.212	24.083	1:00.295	72.12	1.385	16:53:38.747
6 -	35.419	23.962	59.381 (3)	73.23	0.471	16:54:38.128
7 -	35.728	23.950	59.678	72.86	0.768	16:55:37.806

P10 76 C3 Ian CARTER		Honda CB500 -				
IDEAL LAP TIME : 59.137		BEST LAP TIME : 59.155		DIFFERENCE : 0.018		
LAP	SECTOR 1	SECTOR 2	LAP TIME	MPH	DIFF	TIME OF DAY
1 -		23.962	1:05.880	66.00	6.725	16:49:39.062
2 -	35.703	24.222	59.925 (3)	72.56	0.770	16:50:38.987
3 -	35.456	23.933	59.389 (2)	73.22	0.234	16:51:38.376
4 -	36.294	24.160	1:00.454	71.93	1.299	16:52:38.830
5 -	36.240	23.864	1:00.104	72.35	0.949	16:53:38.934
6 -	36.100	23.975	1:00.075	72.38	0.920	16:54:39.009
7 -	35.474	23.681	59.155 (1)	73.51		16:55:38.164

BMCRC-MRO Championships 2025 - Rnd 1 @ Brands Hatch Indy

BMCRC Thunderbike 500

RACE 14 - SECTOR ANALYSIS



SECTOR 1 = FL to I1, SECTOR 2 = I1 to FL, DIFF = Difference To Personal Best Lap, P = Crossed Finish Line in Pit Lane, D = Time Disallowed

P11 110 C2		Will KEARNEY (R)		Honda CB500 -		
IDEAL LAP TIME : 58.539		BEST LAP TIME : 58.593		DIFFERENCE : 0.054		
LAP	SECTOR 1	SECTOR 2	LAP TIME	MPH	DIFF	TIME OF DAY
1 -		24.629	1:07.036	64.86	8.443	16:49:40.218
2 -	36.799	24.536	1:01.335	70.89	2.742	16:50:41.553
3 -	35.001	24.184	59.185 (3)	73.47	0.592	16:51:40.738
4 -	34.965	23.628	58.593 (1)	74.21		16:52:39.331
5 -	35.927	23.874	59.801	72.71	1.208	16:53:39.132
6 -	36.685	23.574	1:00.259	72.16	1.666	16:54:39.391
7 -	35.422	23.701	59.123 (2)	73.55	0.530	16:55:38.514

P12 29 C2		Robert CARVER		Honda CB500 - SF Parts Ltd		
IDEAL LAP TIME : 59.096		BEST LAP TIME : 59.233		DIFFERENCE : 0.137		
LAP	SECTOR 1	SECTOR 2	LAP TIME	MPH	DIFF	TIME OF DAY
1 -		24.454	1:06.848	65.05	7.615	16:49:40.030
2 -	36.050	24.056	1:00.106	72.34	0.873	16:50:40.136
3 -	36.030	24.653	1:00.683	71.66	1.450	16:51:40.819
4 -	35.291	23.942	59.233 (1)	73.41		16:52:40.052
5 -	35.368	24.031	59.399 (2)	73.21	0.166	16:53:39.451
6 -	35.801	23.805	59.606 (3)	72.95	0.373	16:54:39.057
7 -	35.852	24.188	1:00.040	72.42	0.807	16:55:39.097

P13 93 C3		Ryan GREGORY (R)		Honda CB500 - Rob Flint		
IDEAL LAP TIME : 58.470		BEST LAP TIME : 58.702		DIFFERENCE : 0.232		
LAP	SECTOR 1	SECTOR 2	LAP TIME	MPH	DIFF	TIME OF DAY
1 -		24.545	1:08.305	63.66	9.603	16:49:41.487
2 -	36.361	24.580	1:00.941	71.35	2.239	16:50:42.428
3 -	35.868	24.158	1:00.026	72.44	1.324	16:51:42.454
4 -	35.106	23.596	58.702 (1)	74.07		16:52:41.156
5 -	35.264	24.374	59.638 (3)	72.91	0.936	16:53:40.794
6 -	35.216	24.641	59.857	72.64	1.155	16:54:40.651
7 -	34.874	24.286	59.160 (2)	73.50	0.458	16:55:39.811

P14 184 C3		Dean CARVER (R)		Honda CB500 - Helmet City		
IDEAL LAP TIME : 58.863		BEST LAP TIME : 59.272		DIFFERENCE : 0.409		
LAP	SECTOR 1	SECTOR 2	LAP TIME	MPH	DIFF	TIME OF DAY
1 -		24.495	1:08.451	63.52	9.179	16:49:41.633
2 -	36.493	24.393	1:00.886	71.42	1.614	16:50:42.519
3 -	36.065	23.788	59.853	72.65	0.581	16:51:42.372
4 -	35.804	23.468	59.272 (1)	73.36		16:52:41.644
5 -	35.764	23.714	59.478 (2)	73.11	0.206	16:53:41.122
6 -	35.395	24.095	59.490 (3)	73.09	0.218	16:54:40.612
7 -	36.042	23.988	1:00.030	72.44	0.758	16:55:40.642

P15 69 C3		Luke DURLING		Honda CB500 - Peddling - Golfing Classics		
IDEAL LAP TIME : 59.470		BEST LAP TIME : 59.577		DIFFERENCE : 0.107		
LAP	SECTOR 1	SECTOR 2	LAP TIME	MPH	DIFF	TIME OF DAY
1 -		24.758	1:07.662	64.26	8.085	16:49:40.844
2 -	36.183	24.346	1:00.529	71.84	0.952	16:50:41.373
3 -	35.628	24.069	59.697 (2)	72.84	0.120	16:51:41.070
4 -	35.489	24.088	59.577 (1)	72.99		16:52:40.647
5 -	35.712	24.081	59.793 (3)	72.72	0.216	16:53:40.440
6 -	35.401	25.031	1:00.432	71.95	0.855	16:54:40.872
7 -	35.971	24.168	1:00.139	72.30	0.562	16:55:41.011

BMCRC-MRO Championships 2025 - Rnd 1 @ Brands Hatch Indy

BMCRC Thunderbike 500

RACE 14 - SECTOR ANALYSIS



SECTOR 1 = FL to I1, SECTOR 2 = I1 to FL, DIFF = Difference To Personal Best Lap, P = Crossed Finish Line in Pit Lane, D = Time Disallowed

P16 99 C3 Max MAUD			Honda CB500 - What Moto			
IDEAL LAP TIME : 59.165		BEST LAP TIME : 59.165		DIFFERENCE : 0.000		
LAP	SECTOR 1	SECTOR 2	LAP TIME	MPH	DIFF	TIME OF DAY
1 -		24.339	1:07.892	64.05	8.727	16:49:41.074
2 -	36.704	24.340	1:01.044	71.23	1.879	16:50:42.118
3 -	35.382	23.783	59.165 (1)	73.49		16:51:41.283
4 -	35.646	23.807	59.453 (2)	73.14	0.288	16:52:40.736
5 -	36.197	24.244	1:00.441	71.94	1.276	16:53:41.177
6 -	35.924	24.020	59.944 (3)	72.54	0.779	16:54:41.121
7 -	35.980	24.069	1:00.049	72.41	0.884	16:55:41.170

P17 31 C1 Abigail MARSHALL			Honda CB500 -			
IDEAL LAP TIME : 59.571		BEST LAP TIME : 59.892		DIFFERENCE : 0.321		
LAP	SECTOR 1	SECTOR 2	LAP TIME	MPH	DIFF	TIME OF DAY
1 -		25.237	1:11.045	61.20	11.153	16:49:44.227
2 -	36.676	24.614	1:01.290	70.95	1.398	16:50:45.517
3 -	35.861	24.678	1:00.539	71.83	0.647	16:51:46.056
4 -	37.852	24.906	1:02.758	69.29	2.866	16:52:48.814
5 -	35.471	24.603	1:00.074 (3)	72.38	0.182	16:53:48.888
6 -	35.766	24.126	59.892 (1)	72.60		16:54:48.780
7 -	35.445	24.561	1:00.006 (2)	72.46	0.114	16:55:48.786

P18 15 C3 Christopher ROWLAND			Honda CB500 - SF Parts			
IDEAL LAP TIME : 1:00.279		BEST LAP TIME : 1:00.568		DIFFERENCE : 0.289		
LAP	SECTOR 1	SECTOR 2	LAP TIME	MPH	DIFF	TIME OF DAY
1 -		25.175	1:10.199	61.94	9.631	16:49:43.381
2 -	36.362	24.724	1:01.086	71.18	0.518	16:50:44.467
3 -	36.441	24.712	1:01.153	71.11	0.585	16:51:45.620
4 -	35.839	25.012	1:00.851 (2)	71.46	0.283	16:52:46.471
5 -	37.053	24.603	1:01.656	70.53	1.088	16:53:48.127
6 -	36.128	24.440	1:00.568 (1)	71.79		16:54:48.695
7 -	36.176	24.698	1:00.874 (3)	71.43	0.306	16:55:49.569

P19 172 C3 Bobby CAMPBELL			Honda CB500 -			
IDEAL LAP TIME : 1:00.003		BEST LAP TIME : 1:00.014		DIFFERENCE : 0.011		
LAP	SECTOR 1	SECTOR 2	LAP TIME	MPH	DIFF	TIME OF DAY
1 -		24.543	1:10.401	61.76	10.387	16:49:43.583
2 -	36.324	24.478	1:00.802 (3)	71.52	0.788	16:50:44.385
3 -	36.168	24.404	1:00.572 (2)	71.79	0.558	16:51:44.957
4 -	36.213	24.801	1:01.014	71.27	1.000	16:52:45.971
5 -	37.221	24.703	1:01.924	70.22	1.910	16:53:47.895
6 -	36.927	24.751	1:01.678	70.50	1.664	16:54:49.573
7 -	35.599	24.415	1:00.014 (1)	72.45		16:55:49.587

P20 777 C2 Nick DWYER (R)			Honda CB500 -			
IDEAL LAP TIME : 1:00.439		BEST LAP TIME : 1:00.439		DIFFERENCE : 0.000		
LAP	SECTOR 1	SECTOR 2	LAP TIME	MPH	DIFF	TIME OF DAY
1 -		24.950	1:11.453	60.85	11.014	16:49:44.635
2 -	36.655	25.040	1:01.695	70.48	1.256	16:50:46.330
3 -	36.335	24.595	1:00.930	71.37	0.491	16:51:47.260
4 -	36.335	24.487	1:00.822 (2)	71.49	0.383	16:52:48.082
5 -	36.565	24.663	1:01.228	71.02	0.789	16:53:49.310
6 -	36.466	24.364	1:00.830 (3)	71.48	0.391	16:54:50.140
7 -	36.319	24.120	1:00.439 (1)	71.95		16:55:50.579

BMCRC-MRO Championships 2025 - Rnd 1 @ Brands Hatch Indy

BMCRC Thunderbike 500

RACE 14 - SECTOR ANALYSIS



SECTOR 1 = FL to I1, SECTOR 2 = I1 to FL, DIFF = Difference To Personal Best Lap, P = Crossed Finish Line in Pit Lane, D = Time Disallowed

P21 26 C3		Colt DWYER		Honda CB500 - Regal Aluminium		
IDEAL LAP TIME : 1:00.424		BEST LAP TIME : 1:00.558		DIFFERENCE : 0.134		
LAP	SECTOR 1	SECTOR 2	LAP TIME	MPH	DIFF	TIME OF DAY
1 -		24.875	1:09.750	62.34	9.192	16:49:42.932
2 -	36.553	24.459	1:01.012 (3)	71.27	0.454	16:50:43.944
3 -	36.487	24.307	1:00.794 (2)	71.53	0.236	16:51:44.738
4 -	36.307	24.836	1:01.143	71.12	0.585	16:52:45.881
5 -	38.169	24.979	1:03.148	68.86	2.590	16:53:49.029
6 -	36.580	24.449	1:01.029	71.25	0.471	16:54:50.058
7 -	36.117	24.441	1:00.558 (1)	71.80		16:55:50.616

P22 22 C3		Simon FINCH		Honda CB500 -		
IDEAL LAP TIME : 59.838		BEST LAP TIME : 59.838		DIFFERENCE : 0.000		
LAP	SECTOR 1	SECTOR 2	LAP TIME	MPH	DIFF	TIME OF DAY
1 -		25.247	1:11.359	60.93	11.521	16:49:44.541
2 -	36.725	25.462	1:02.187	69.92	2.349	16:50:46.728
3 -	36.293	24.950	1:01.243	71.00	1.405	16:51:47.971
4 -	36.181	25.340	1:01.521	70.68	1.683	16:52:49.492
5 -	36.717	24.186	1:00.903 (3)	71.40	1.065	16:53:50.395
6 -	36.364	24.289	1:00.653 (2)	71.69	0.815	16:54:51.048
7 -	35.867	23.971	59.838 (1)	72.67		16:55:50.886

P23 77 C2		Wayne DRAKE		Honda CB500 -		
IDEAL LAP TIME : 1:00.475		BEST LAP TIME : 1:00.475		DIFFERENCE : 0.000		
LAP	SECTOR 1	SECTOR 2	LAP TIME	MPH	DIFF	TIME OF DAY
1 -		25.534	1:11.884	60.49	11.409	16:49:45.066
2 -	37.018	24.842	1:01.860	70.29	1.385	16:50:46.926
3 -	36.844	24.291	1:01.135 (3)	71.13	0.660	16:51:48.061
4 -	36.899	24.422	1:01.321	70.91	0.846	16:52:49.382
5 -	37.147	24.396	1:01.543	70.65	1.068	16:53:50.925
6 -	36.328	24.147	1:00.475 (1)	71.90		16:54:51.400
7 -	36.832	24.248	1:01.080 (2)	71.19	0.605	16:55:52.480

P24 78 C3		Richard DWYER (R)		Honda CB500 - R Flint Building and Joinery		
IDEAL LAP TIME : 1:00.459		BEST LAP TIME : 1:00.785		DIFFERENCE : 0.326		
LAP	SECTOR 1	SECTOR 2	LAP TIME	MPH	DIFF	TIME OF DAY
1 -		24.857	1:12.440	60.03	11.655	16:49:45.622
2 -	36.809	25.180	1:01.989	70.15	1.204	16:50:47.611
3 -	36.374	25.013	1:01.387	70.83	0.602	16:51:48.998
4 -	36.493	24.818	1:01.311 (3)	70.92	0.526	16:52:50.309
5 -	36.282	24.522	1:00.804 (2)	71.51	0.019	16:53:51.113
6 -	36.523	24.948	1:01.471	70.74	0.686	16:54:52.584
7 -	35.937	24.848	1:00.785 (1)	71.54		16:55:53.369

P25 59 C3		Calvin GRIMES		Honda CB500 - Lustre Coatings Ltd		
IDEAL LAP TIME : 1:02.926		BEST LAP TIME : 1:02.926		DIFFERENCE : 0.000		
LAP	SECTOR 1	SECTOR 2	LAP TIME	MPH	DIFF	TIME OF DAY
1 -		26.866	1:14.746	58.17	11.820	16:49:47.928
2 -	38.457	26.151	1:04.608	67.30	1.682	16:50:52.536
3 -	38.327	25.291	1:03.618	68.35	0.692	16:51:56.154
4 -	37.912	25.309	1:03.221 (2)	68.78	0.295	16:52:59.375
5 -	38.003	25.368	1:03.371 (3)	68.62	0.445	16:54:02.746
6 -	38.197	25.175	1:03.372	68.62	0.446	16:55:06.118
7 -	37.800	25.126	1:02.926 (1)	69.10		16:56:09.044

BMCRC-MRO Championships 2025 - Rnd 1 @ Brands Hatch Indy

BMCRC Thunderbike 500

RACE 14 - SECTOR ANALYSIS



SECTOR 1 = FL to I1, SECTOR 2 = I1 to FL, DIFF = Difference To Personal Best Lap, P = Crossed Finish Line in Pit Lane, D = Time Disallowed

P26 64 C3 Robert FLINT (R)			Honda CB500 - R Flint Building And Joinery			
IDEAL LAP TIME : 1:03.006		BEST LAP TIME : 1:03.048	DIFFERENCE : 0.042			
LAP	SECTOR 1	SECTOR 2	LAP TIME	MPH	DIFF	TIME OF DAY
1 -		25.935	1:14.151	58.64	11.103	16:49:47.333
2 -	38.724	26.043	1:04.767	67.14	1.719	16:50:52.100
3 -	38.156	25.440	1:03.596 (3)	68.37	0.548	16:51:55.696
4 -	38.006	25.798	1:03.804	68.15	0.756	16:52:59.500
5 -	38.189	25.436	1:03.625	68.34	0.577	16:54:03.125
6 -	37.887	25.190	1:03.077 (2)	68.94	0.029	16:55:06.202
7 -	37.816	25.232	1:03.048 (1)	68.97		16:56:09.250

P27 65 C2 Nigel TERRY			Honda CB500 - NTrap Garage Doors			
IDEAL LAP TIME : 1:04.759		BEST LAP TIME : 1:05.174	DIFFERENCE : 0.415			
LAP	SECTOR 1	SECTOR 2	LAP TIME	MPH	DIFF	TIME OF DAY
1 -		25.742	1:13.616	59.07	8.442	16:49:46.798
2 -	39.017	26.696	1:05.713 (2)	66.17	0.539	16:50:52.511
3 -	39.069	26.105	1:05.174 (1)	66.72		16:51:57.685
4 -	39.874	27.419	1:07.293 (3)	64.62	2.119	16:53:04.978
5 -	42.091	27.689	1:09.780	62.31	4.606	16:54:14.758

BMCRC-MRO Championships 2025 - Rnd 1 @ Brands Hatch Indy

BMCRC Thunderbike 500

RACE 14 - BEST SECTORS

POS	SECTOR 1		SECTOR 2		IDEAL / BEST COMPARISON						
	NO	TIME	NO	TIME	POS	NO	NAME	IDEAL	BEST	DIFF	
								PERFECT LAP	56.314		
1	39	33.483	7	22.831	1	39	NORTH	56.673	56.673	0.000	
2	75	33.749	53	22.982	2	75	WOODALL	56.824	56.865	0.041	
3	53	33.912	75	23.075	3	53	KOURTI	56.894	56.971	0.076	
4	7	34.117	39	23.190	4	7	O'HARA	56.948	57.008	0.060	
5	23	34.650	184	23.468	5	23	KERSHAW	58.245	58.245	0.000	
6	13	34.823	110	23.574	6	13	BLUNT	58.419	58.542	0.123	
7	93	34.874	23	23.595	7	93	GREGORY (R)	58.470	58.702	0.232	
8	110	34.965	13	23.596	8	110	KEARNEY (R)	58.539	58.593	0.054	
9	121	35.054	121	23.596	9	121	DURLING	58.650	58.866	0.216	
10	37	35.155	93	23.596	10	184	CARVER (R)	58.863	59.272	0.409	
11	29	35.291	76	23.681	11	37	MOORE	58.910	58.910	0.000	
12	27	35.342	27	23.721	12	27	HAYWARD	59.063	59.236	0.173	
13	99	35.382	37	23.755	13	29	CARVER	59.096	59.233	0.137	
14	184	35.395	99	23.783	14	76	CARTER	59.137	59.155	0.018	
15	69	35.401	29	23.805	15	99	MAUD	59.165	59.165	0.000	
16	31	35.445	22	23.971	16	69	DURLING	59.470	59.577	0.107	
17	76	35.456	69	24.069	17	31	MARSHALL	59.571	59.892	0.321	
18	172	35.599	777	24.120	18	22	FINCH	59.838	59.838	0.000	
19	15	35.839	31	24.126	19	172	CAMPBELL	1:00.003	1:00.014	0.011	
20	22	35.867	77	24.147	20	15	ROWLAND	1:00.279	1:00.568	0.289	
21	78	35.937	26	24.307	21	26	DWYER	1:00.424	1:00.558	0.134	
22	26	36.117	172	24.404	22	777	DWYER (R)	1:00.439	1:00.439	0.000	
23	777	36.319	15	24.440	23	78	DWYER (R)	1:00.459	1:00.785	0.326	
24	77	36.328	78	24.522	24	77	DRAKE	1:00.475	1:00.475	0.000	
25	59	37.800	59	25.126	25	59	GRIMES	1:02.926	1:02.926	0.000	
26	64	37.816	64	25.190	26	64	FLINT (R)	1:03.006	1:03.048	0.042	
27	65	39.017	65	25.742	27	65	TERRY	1:04.759	1:05.174	0.415	

BMCRC-MRO Championships 2025 - Rnd 1 @ Brands Hatch Indy

BMCRC Thunderbike 500

RACE 14 - STATISTICS

Competitors Started 27
Planned Start 2025-03-15 @ 16:20:00.000
Actual Start 2025-03-15 @ 16:48:33.181
Finish Time 2025-03-15 @ 16:55:20.715
Track Length 1.2079mi.
Total Laps 187
Total Distance Covered 225.8858mi.

Session Fastest Lap History

NO	CL	NAME	LAP TIME	TIME OF DAY	LAP	VEHICLE
53	C1	Jake KOURTI	57.545	16:50:33.977	2	Honda CB500
75	C2	Peter WOODALL	56.865	16:51:32.781	3	Honda CB500
39	C2	Daniel NORTH	56.673	16:55:20.726	7	Honda CB500

Session Leader History

NO	CL	NAME	FROM LAP	LAPS LED	DISTANCE	VEHICLE
53	C1	Jake KOURTI	1	3	3.62 miles	Honda CB500
39	C2	Daniel NORTH	4	4	4.83 miles	Honda CB500

Flag History

TYPE	TIME OF DAY
GREEN	16:48:33.181
FINISH	16:55:20.715

Flag Statistics

TYPE	COUNT	TOTAL LAPS	TOTAL TIME
Green	1	7	8:05.501
Red	0	0	0.000
Safety Car	0	0	0.000
FCY	0	0	0.000

BMCRC-MRO Championships 2025 - Rnd 1 @ Brands Hatch Indy

BMCRC Thunderbike 500

RACE 14 - STATISTICS

CLASS : C1

2 Starters

Fastest Lap History

NO	NAME	LAP TIME	TIME OF DAY	LAP	VEHICLE
53	Jake KOURTI	57.545	16:50:33.977	2	Honda CB500
53	Jake KOURTI	57.086	16:53:27.044	5	Honda CB500
53	Jake KOURTI	56.971	16:55:21.189	7	Honda CB500

Leader History

NO	NAME	FROM LAP	LAPS LED	DISTANCE	VEHICLE
53	Jake KOURTI	1	7	8.45 miles	Honda CB500

BMCRC-MRO Championships 2025 - Rnd 1 @ Brands Hatch Indy

BMCRC Thunderbike 500

RACE 14 - STATISTICS

CLASS : C2

12 Starters

Fastest Lap History

NO	NAME	LAP TIME	TIME OF DAY	LAP	VEHICLE
39	Daniel NORTH	57.581	16:50:34.860	2	Honda CB500
75	Peter WOODALL	56.865	16:51:32.781	3	Honda CB500
39	Daniel NORTH	56.673	16:55:20.726	7	Honda CB500

Leader History

NO	NAME	FROM LAP	LAPS LED	DISTANCE	VEHICLE
39	Daniel NORTH	1	7	8.45 miles	Honda CB500

BMCRC-MRO Championships 2025 - Rnd 1 @ Brands Hatch Indy

BMCRC Thunderbike 500

RACE 14 - STATISTICS

CLASS : C3

13 Starters

Fastest Lap History

NO	NAME	LAP TIME	TIME OF DAY	LAP	VEHICLE
76	Ian CARTER	59.925	16:50:39.006	2	Honda CB500
27	Richard HAYWARD	59.841	16:50:39.425	2	Honda CB500
76	Ian CARTER	59.389	16:51:38.396	3	Honda CB500
99	Max MAUD	59.165	16:51:41.316	3	Honda CB500
93	Ryan GREGORY (R)	58.702	16:52:41.169	4	Honda CB500

Leader History

NO	NAME	FROM LAP	LAPS LED	DISTANCE	VEHICLE
76	Ian CARTER	1	3	3.62 miles	Honda CB500
27	Richard HAYWARD	4	4	4.83 miles	Honda CB500

BMCRC-MRO Championships 2025 - Rnd 1 @ Brands Hatch Indy


BMCRC Thunderbike 500

RACE 4 - GRID (12 Laps)

ROW 10				28	145	Paddy MOORE (R)								
ROW 9		27	1:05.174	65	Nigel TERRY	26	1:03.048	64	Robert FLINT (R)	25	1:02.926	59	Calvin GRIMES	
ROW 8		24	1:00.785	78	Richard DWYER (R)	23	1:00.568	15	Christopher ROWLAND	22	1:00.558	26	Colt DWYER	
ROW 7			1:00.475	21	77	Wayne DRAKE	20	1:00.439	777	Nick DWYER (R)	19	1:00.014	172	Bobby CAMPBELL
ROW 6		18	59.892	31	Abigail MARSHALL	17	59.838	22	Simon FINCH	16	59.577	69	Luke DURLING	
ROW 5			59.272	15	184	Dean CARVER (R)	14	59.236	27	Richard HAYWARD	13	59.233	29	Robert CARVER
ROW 4		12	59.165	99	Max MAUD	11	59.155	76	Ian CARTER	10	58.910	37	Tom MOORE	
ROW 3			58.866	9	121	Gary DURLING	8	58.702	93	Ryan GREGORY (R)	7	58.593	110	Will KEARNEY (R)
ROW 2		6	58.542	13	Richard BLUNT	5	58.245	23	Adrian KERSHAW	4	57.008	7	Shaun O'HARA	
ROW 1			56.971	3	53	Jake KOURTI	2	56.865	75	Peter WOODALL	1	56.673	39	Daniel NORTH
Pole														

These results are provisional until the conclusion of any judicial and technical matters.

Brands Hatch Indy: 1.2079 miles

Clerk Of Course:	Timekeeper:	<i>Craig Smith</i>	
------------------	-------------	--------------------	---

Results can be found at www.tsl-timing.com

Printed - 16:58 Saturday, 15 March 2025



BMCRC-MRO Championships 2025 - Rnd 1 @ Brands Hatch Indy

BMCRC Thunderbike 500

RACE 4 - CLASSIFICATION

Race Distance: 12 Laps / 14.49 miles

POS	NO	CL	PIC	NAME	ENTRY	LAPS	TIME	GAP	DIFF	MPH	BEST	ON	GRD	↑↓
1	75	C2	1	Peter WOODALL	Honda CB500 - RevdCoin	12	11:34.377			75.15	56.682	7	2	1
2	7	C2	2	Shaun O'HARA	Honda CB500 - Advanced Vehicle Alarms	12	11:35.473	1.096	1.096	75.03	56.835	4	4	2
3	13	C2	3	Richard BLUNT	Honda CB500 - Rapid Light Transport	12	11:35.633	1.256	0.160	75.01	56.955	11	6	3
4	76	C3	1	Ian CARTER	Honda CB500 -	12	11:45.232	10.855	9.599	73.99	57.363	3	11	7
5	121	C2	4	Gary DURLING	Honda CB500 - GDHS Plumbing & Heating Ltd	12	11:51.950	17.573	6.718	73.29	58.279	3	9	4
6	29	C2	5	Robert CARVER	Honda CB500 - SF Parts Ltd	12	11:52.369	17.992	0.419	73.25	58.105	5	13	7
7	31	C1	1	Abigail MARSHALL (R)	Honda CB500 -	12	11:53.566	19.189	1.197	73.13	58.067	5	18	11
8	110	C2	6	Will KEARNEY (R)	Honda CB500 -	12	11:54.199	19.822	0.633	73.06	58.084	12	7	-1
9	93	C3	2	Ryan GREGORY (R)	Honda CB500 - Rob Flint	12	11:54.616	20.239	0.417	73.02	58.325	7	8	-1
10	69	C3	3	Luke DURLING	Honda CB500 - Peddling - Golfing Classics	12	11:54.708	20.331	0.092	73.01	58.165	11	16	6
11	184	C3	4	Dean CARVER (R)	Honda CB500 - Helmet City	12	11:56.790	22.413	2.082	72.80	57.612	12	15	4
12	27	C3	5	Richard HAYWARD	Honda CB500 - BC vehicle repairs/ Snap on Tools	12	11:58.946	24.569	2.156	72.58	58.851	7	14	2
13	172	C3	6	Bobby CAMPBELL	Honda CB500 -	12	12:00.483	26.106	1.537	72.42	59.011	9	19	6
14	145	C1	2	Paddy MOORE (R)	Honda CB500 -	12	12:07.013	32.636	6.530	71.77	58.561	4	28	14
15	22	C3	7	Simon FINCH	Honda CB500 -	12	12:07.385	33.008	0.372	71.74	58.386	11	17	2
16	26	C3	8	Colt DWYER	Honda CB500 - Regal Aluminium	12	12:07.417	33.040	0.032	71.73	58.170	12	22	6
17	777	C2	7	Nick DWYER (R)	Honda CB500 -	12	12:07.708	33.331	0.291	71.70	58.550	12	20	3
18	99	C3	9	Max MAUD	Honda CB500 - What Moto	12	12:09.171	34.794	1.463	71.56	59.546	11	12	-6
19	78	C3	10	Richard DWYER (R)	Honda CB500 - R Flint Building and Joinery	12	12:27.719	53.342	18.548	69.78	1:00.093	5	24	5
20	77	C2	8	Wayne DRAKE	Honda CB500 -	11	11:36.968	1 Lap	1 Lap	68.63	1:01.596	11	21	1
21	59	C3	11	Calvin GRIMES	Honda CB500 - Lustre Coatings Ltd	11	11:41.457	1 Lap	4.489	68.19	1:01.681	3	25	4

NOT CLASSIFIED

DNF	64	C3		Robert FLINT (R)	Honda CB500 - R Flint Building And Joinery	8	8:30.585	4 Laps	3 Laps	68.13	1:01.825	5	26	
DNF	53	C1		Jake KOURTI	Honda CB500 - Red Mist Ltd/ GK Tree Surgeons Ltd/JWG M	7	6:41.143	5 Laps	1 Lap	75.88	55.885	6	3	
DNF	39	C2		Daniel NORTH	Honda CB500 - 1on1 Rider Training	7	6:41.178	5 Laps	0.035	75.87	55.805	4	1	
DNF	15*	C3		Christopher ROWLAND	Honda CB500 - SF Parts	2	2:21.068	10 Laps	5 Laps	61.65	1:10.854	2	23	
DNF	23	C2		Adrian KERSHAW	Honda CB500 - ADK Racing	1	1:09.370	11 Laps	1 Lap	62.68			5	
DNF	37	C2		Tom MOORE	Honda CB500 -	0							10	

NOT STARTED

NS	65	C2		Nigel TERRY	Honda CB500 - NTrap Garage Doors									27
----	----	----	--	-------------	----------------------------------	--	--	--	--	--	--	--	--	----

FASTEST LAP

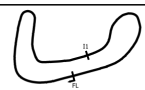
39	C2			Daniel NORTH	Honda CB500 - 1on1 Rider Training	4	55.805			77.92 mph			125.40 kph	
53	C1			Jake KOURTI	Honda CB500 - Red Mist Ltd/ GK Tree Surgeons Ltd/JWG M	6	55.885			77.81 mph			125.22 kph	
76	C3			Ian CARTER	Honda CB500 -	3	57.363			75.80 mph			122.00 kph	

* No. 15 - Please fit a working transponder
 Class C2 - 92.5% of Race Speed = 69.51 mph
 Class C3 - 92.5% of Race Speed = 68.44 mph
 Class C1 - 92.5% of Race Speed = 67.64 mph

Weather / Track : Cloudy / Dry

These results are provisional until the conclusion of any judicial and technical matters.

Date: 16/03/2025 Start: 11:13 Finish: 11:25
 Brands Hatch Indy: 1.2079 miles

Clerk Of Course:	Timekeeper:	<i>Craig Smith</i>	
------------------	-------------	--------------------	---

Results can be found at www.tsl-timing.com

Printed - 11:32 Sunday, 16 March 2025



BMCRC-MRO Championships 2025 - Rnd 1 @ Brands Hatch Indy

BMCRC Thunderbike 500

RACE 4 - LAP CHART

LAP 1 @ 11:14:58.244

NO	BEHIND	LAP TIME
53		1:03.048
39	0.593	1:03.641
13	0.797	1:03.845
7	1.197	1:04.245
75	2.011	1:05.059
76	2.325	1:05.373
121	2.423	1:05.471
27	2.595	1:05.643
93	2.968	1:06.016
110	3.129	1:06.177
29	3.152	1:06.200
69	3.741	1:06.789
172	4.192	1:07.240
184	4.622	1:07.670
99	4.740	1:07.788
22	5.249	1:08.297
31	5.934	1:08.982
777	5.994	1:09.042
23	6.322	1:09.370
15	7.166	1:10.214
26	7.297	1:10.345
145	7.696	1:10.744
77	8.463	1:11.511
78	8.791	1:11.839
64	9.082	1:12.130
59	10.270	1:13.318

LAP 2 @ 11:15:55.288

NO	BEHIND	LAP TIME
53		57.044
39	0.399	56.850
13	1.270	57.517
7	1.464	57.311
75	2.246	57.279
76	2.838	57.557
121	4.125	58.746
27	4.686	59.135
29	4.727	58.619
110	5.110	59.025
93	5.489	59.565
69	5.698	59.001
172	6.559	59.411
184	7.052	59.474
99	7.632	59.936
31	7.882	58.992
22	9.263	1:01.058
777	9.348	1:00.398
145	11.597	1:00.945
26	12.357	1:02.104
78	13.933	1:02.186
77	14.867	1:03.448
64	15.105	1:03.067
59	16.154	1:02.928
15	20.976	1:10.854

LAP 3 @ 11:16:51.613

NO	BEHIND	LAP TIME
53		56.325
39	0.595	56.521
13	2.065	57.120
7	2.149	57.010
75	3.134	57.213

76	3.876	57.363
121	6.079	58.279
29	6.762	58.360
27	7.394	59.033
110	7.733	58.948
93	7.821	58.657
69	8.264	58.891
184	9.175	58.448
172	9.256	59.022
31	10.377	58.820
99	11.772	1:00.465
777	12.783	59.760
22	13.110	1:00.172
145	14.253	58.981
26	15.826	59.794
78	18.224	1:00.616
77	20.539	1:01.997
64	21.302	1:02.522
59	21.510	1:01.681

LAP 4 @ 11:17:47.921

NO	BEHIND	LAP TIME
53		56.308
39	0.092	55.805
7	2.676	56.835
13	2.761	57.004
75	3.824	56.998
76	5.017	57.449
121	8.164	58.393
29	8.845	58.391
27	10.235	59.149
110	10.324	58.899
93	10.674	59.161
69	10.774	58.818
31	12.160	58.091
184	12.270	59.403
172	13.284	1:00.336
99	16.013	1:00.549
777	16.424	59.949
145	16.506	58.561
22	17.610	1:00.808
26	19.762	1:00.244
78	22.122	1:00.206
77	26.627	1:02.396
59	27.314	1:02.112
64	27.742	1:02.748

LAP 5 @ 11:18:44.123

NO	BEHIND	LAP TIME
53		56.202
39	0.049	56.159
7	4.070	57.596
13	4.401	57.842
75	4.577	56.955
76	6.437	57.622
121	10.252	58.290
29	10.748	58.105
27	13.238	59.205
93	13.429	58.957
110	13.522	59.400
69	13.624	59.052
31	14.025	58.067
184	14.689	58.621
172	16.441	59.359
145	19.050	58.746

777	19.948	59.726
22	20.634	59.226
99	21.505	1:01.694
26	23.056	59.496
78	26.013	1:00.093
77	32.602	1:02.177
59	33.138	1:02.026
64	33.365	1:01.825

LAP 6 @ 11:19:40.008

NO	BEHIND	LAP TIME
53		55.885
39	0.040	55.876
7	6.131	57.946
75	6.179	57.487
13	6.270	57.754
76	8.678	58.126
121	12.876	58.509
29	13.207	58.344
69	16.972	59.233
31	17.385	59.245
110	17.909	1:00.272
93	18.220	1:00.676
184	18.354	59.550
27	18.495	1:01.142
172	19.603	59.047
145	22.839	59.674
777	23.884	59.821
22	24.147	59.398
99	25.211	59.591
26	26.302	59.131
78	30.333	1:00.205
77	39.049	1:02.332
64	39.737	1:02.257
59	40.238	1:02.985

LAP 7 @ 11:20:36.339

NO	BEHIND	LAP TIME
53		56.331
39	0.035	56.326
75	6.530	56.682
7	6.762	56.962
13	7.337	57.398
76	10.669	58.322
121	15.439	58.894
29	15.779	58.903
31	19.557	58.503
110	19.988	58.410
93	20.214	58.325
69	20.484	59.843
27	21.015	58.851
184	21.255	59.232
172	22.743	59.471
145	25.859	59.351
777	26.489	58.936
22	27.093	59.277
99	28.827	59.947
26	29.061	59.090
78	34.146	1:00.144
77	44.853	1:02.135
64	45.528	1:02.122
59	45.642	1:01.735

LAP 8 @ 11:21:40.986

NO	BEHIND	LAP TIME
75		58.117
7	0.051	57.936
13	0.204	57.514
76	5.277	59.255
121	10.220	59.428
29	10.539	59.407
31	14.227	59.317
110	14.313	58.972
93	14.759	59.192
69	14.977	59.140
184	15.939	59.331
27	15.978	59.610
172	17.510	59.414
145	21.315	1:00.103
777	23.225	1:01.383
22	23.793	1:01.347
99	23.885	59.705
26	24.025	59.611
78	30.444	1:00.945
77	44.171	1:03.965
64	44.795	1:03.914
59	45.238	1:04.243

LAP 9 @ 11:22:38.291

NO	BEHIND	LAP TIME
75		57.305
7	0.209	57.463
13	0.870	57.971
76	6.263	58.291
121	12.047	59.132
29	12.478	59.244
31	15.276	58.354
110	15.637	58.629
93	15.785	58.331
69	15.988	58.316
184	17.627	58.993
27	17.962	59.289
172	19.216	59.011
145	23.815	59.805
777	26.588	1:00.668
99	26.630	1:00.050
22	27.095	1:00.607
26	27.272	1:00.552
78	36.211	1:03.072
77	50.311	1:03.445
59	51.205	1:03.272

LAP 10 @ 11:23:35.180

NO	BEHIND	LAP TIME
75		56.889
7	0.179	56.859
13	1.258	57.277
76	7.334	57.960
121	14.467	59.309
29	14.996	59.407
31	16.720	58.333
110	17.271	58.523
93	17.722	58.826
69	18.030	58.931
27	20.294	59.221
184	20.496	59.758
172	21.397	59.070

145	27.556	1:00.630
777	29.562	59.863
22	30.002	59.796
99	30.091	1:00.350
26	30.574	1:00.191
78	42.324	1:03.002
77	55.388	1:01.966

LAP 11 @ 11:24:32.292

NO	BEHIND	LAP TIME
7		56.933
75	0.086	57.198
59	1 Lap	1:02.929
13	1.101	56.955
76	9.332	59.110
121	16.047	58.692
29	16.558	58.674
31	18.261	58.653
93	18.984	58.374
110	19.019	58.860
69	19.083	58.165
184	22.082	58.698
27	22.739	59.557
172	24.180	59.895
145	30.296	59.852
22	31.276	58.386
777	32.062	59.612
26	32.151	58.689
99	32.525	59.546
78	47.372	1:02.160

LAP 12 @ 11:25:29.573

NO	BEHIND	LAP TIME
75		57.195
7	1.096	58.377
13	1.256	57.436
77	1 Lap	1:01.596
59	1 Lap	1:04.228
76	10.855	58.804
121	17.573	58.807
29	17.992	58.715
31	19.189	58.209
110	19.822	58.084
93	20.239	58.536
69	20.331	58.529
184	22.413	57.612
27	24.569	59.111
172	26.106	59.207
145	32.636	59.621
22	33.008	59.013
26	33.040	58.170
777	33.331	58.550
99	34.794	59.550
78	53.342	1:03.251

BMCRC-MRO Championships 2025 - Rnd 1 @ Brands Hatch Indy

BMCRC Thunderbike 500

RACE 4 - POSITION CHART

No	Name	Lap Pos	Lap											
			1	2	3	4	5	6	7	8	9	10	11	12
39	NORTH	1	53	53	53	53	53	53	53	75	75	75	7	75
75	WOODALL	2	39	39	39	39	39	39	39	7	7	7	75	7
53	KOURTI	3	13	13	13	7	7	7	75	13	13	13	13	13
7	O'HARA	4	7	7	7	13	13	75	7	76	76	76	76	76
23	KERSHAW	5	75	75	75	75	75	13	13	121	121	121	121	121
13	BLUNT	6	76	76	76	76	76	76	76	29	29	29	29	29
110	KEARNEY (R)	7	121	121	121	121	121	121	121	31	31	31	31	31
93	GREGORY (R)	8	27	27	29	29	29	29	29	110	110	110	93	110
121	DURLING	9	93	29	27	27	27	69	31	93	93	93	110	93
37	MOORE	10	110	110	110	110	93	31	110	69	69	69	69	69
76	CARTER	11	29	93	93	93	110	110	93	184	184	27	184	184
99	MAUD	12	69	69	69	69	69	93	69	27	27	184	27	27
29	CARVER	13	172	172	184	31	31	184	27	172	172	172	172	172
27	HAYWARD	14	184	184	172	184	184	27	184	145	145	145	145	145
184	CARVER (R)	15	99	99	31	172	172	172	172	777	777	777	22	22
69	DURLING	16	22	31	99	99	145	145	145	22	99	22	777	26
22	FINCH	17	31	22	777	777	777	777	777	99	22	99	26	777
31	MARSHALL	18	777	777	22	145	22	22	22	26	26	26	99	99
172	CAMPBELL	19	23	145	145	22	99	99	99	78	78	78	78	78
777	DWYER (R)	20	15	26	26	26	26	26	26	77	77	77	77	
77	DRAKE	21	26	78	78	78	78	78	78	64	59	59	59	
26	DWYER	22	145	77	77	77	77	77	77	59				
15	ROWLAND	23	77	64	64	59	59	64	64					
78	DWYER (R)	24	78	59	59	64	64	59	59					
59	GRIMES	25	64	15										
64	FLINT (R)	26	59											
65	TERRY	27												
145	MOORE (R)	28												

BMCRC-MRO Championships 2025 - Rnd 1 @ Brands Hatch Indy

BMCRC Thunderbike 500

RACE 4 - SECTOR ANALYSIS



SECTOR 1 = FL to I1, SECTOR 2 = I1 to FL, DIFF = Difference To Personal Best Lap, P = Crossed Finish Line in Pit Lane, D = Time Disallowed

P1		75 C2		Peter WOODALL		Honda CB500 - RevdCoin	
IDEAL LAP TIME : 56.643		BEST LAP TIME : 56.682		DIFFERENCE : 0.039			
LAP	SECTOR 1	SECTOR 2	LAP TIME	MPH	DIFF	TIME OF DAY	
1 -		24.208	1:05.059	66.84	8.377	11:15:00.255	
2 -	34.150	23.129	57.279	75.91	0.597	11:15:57.534	
3 -	33.883	23.330	57.213	76.00	0.531	11:16:54.747	
4 -	33.913	23.085	56.998	76.29	0.316	11:17:51.745	
5 -	33.743	23.212	56.955 (3)	76.35	0.273	11:18:48.700	
6 -	34.157	23.330	57.487	75.64	0.805	11:19:46.187	
7 -	33.559	23.123	56.682 (1)	76.71		11:20:42.869	
8 -	34.900	23.217	58.117	74.82	1.435	11:21:40.986	
9 -	34.221	23.084	57.305	75.88	0.623	11:22:38.291	
10 -	33.715	23.174	56.889 (2)	76.44	0.207	11:23:35.180	
11 -	33.854	23.344	57.198	76.02	0.516	11:24:32.378	
12 -	34.095	23.100	57.195	76.03	0.513	11:25:29.573	

P2		7 C2		Shaun O'HARA		Honda CB500 - Advanced Vehicle Alarms	
IDEAL LAP TIME : 56.579		BEST LAP TIME : 56.835		DIFFERENCE : 0.256			
LAP	SECTOR 1	SECTOR 2	LAP TIME	MPH	DIFF	TIME OF DAY	
1 -		23.549	1:04.245	67.68	7.410	11:14:59.441	
2 -	34.436	22.875	57.311	75.87	0.476	11:15:56.752	
3 -	34.126	22.884	57.010	76.27	0.175	11:16:53.762	
4 -	33.991	22.844	56.835 (1)	76.51		11:17:50.597	
5 -	34.380	23.216	57.596	75.50	0.761	11:18:48.193	
6 -	34.628	23.318	57.946	75.04	1.111	11:19:46.139	
7 -	33.867	23.095	56.962	76.34	0.127	11:20:43.101	
8 -	34.781	23.155	57.936	75.05	1.101	11:21:41.037	
9 -	34.399	23.064	57.463	75.67	0.628	11:22:38.500	
10 -	33.735	23.124	56.859 (2)	76.48	0.024	11:23:35.359	
11 -	33.960	22.973	56.933 (3)	76.38	0.098	11:24:32.292	
12 -	35.121	23.256	58.377	74.49	1.542	11:25:30.669	

P3		13 C2		Richard BLUNT		Honda CB500 - Rapid Light Transport	
IDEAL LAP TIME : 56.825		BEST LAP TIME : 56.955		DIFFERENCE : 0.130			
LAP	SECTOR 1	SECTOR 2	LAP TIME	MPH	DIFF	TIME OF DAY	
1 -		23.501	1:03.845	68.11	6.890	11:14:59.041	
2 -	34.320	23.197	57.517	75.60	0.562	11:15:56.558	
3 -	33.961	23.159	57.120 (3)	76.13	0.165	11:16:53.678	
4 -	33.723	23.281	57.004 (2)	76.28	0.049	11:17:50.682	
5 -	34.502	23.340	57.842	75.18	0.887	11:18:48.524	
6 -	34.498	23.256	57.754	75.29	0.799	11:19:46.278	
7 -	34.296	23.102	57.398	75.76	0.443	11:20:43.676	
8 -	34.311	23.203	57.514	75.60	0.559	11:21:41.190	
9 -	34.740	23.231	57.971	75.01	1.016	11:22:39.161	
10 -	34.046	23.231	57.277	75.92	0.322	11:23:36.438	
11 -	33.780	23.175	56.955 (1)	76.35		11:24:33.393	
12 -	34.150	23.286	57.436	75.71	0.481	11:25:30.829	

BMCRC-MRO Championships 2025 - Rnd 1 @ Brands Hatch Indy

BMCRC Thunderbike 500

RACE 4 - SECTOR ANALYSIS



SECTOR 1 = FL to I1, SECTOR 2 = I1 to FL, DIFF = Difference To Personal Best Lap, P = Crossed Finish Line in Pit Lane, D = Time Disallowed

P4 76 C3		Ian CARTER		Honda CB500 -		
IDEAL LAP TIME : 57.318		BEST LAP TIME : 57.363		DIFFERENCE : 0.045		
LAP	SECTOR 1	SECTOR 2	LAP TIME	MPH	DIFF	TIME OF DAY
1 -		24.339	1:05.373	66.51	8.010	11:15:00.569
2 -	34.308	23.249	57.557 (3)	75.55	0.194	11:15:58.126
3 -	34.069	23.294	57.363 (1)	75.80		11:16:55.489
4 -	34.152	23.297	57.449 (2)	75.69	0.086	11:17:52.938
5 -	34.226	23.396	57.622	75.46	0.259	11:18:50.560
6 -	34.530	23.596	58.126	74.81	0.763	11:19:48.686
7 -	34.604	23.718	58.322	74.56	0.959	11:20:47.008
8 -	35.536	23.719	59.255	73.38	1.892	11:21:46.263
9 -	34.794	23.497	58.291	74.60	0.928	11:22:44.554
10 -	34.437	23.523	57.960	75.02	0.597	11:23:42.514
11 -	34.695	24.415	59.110	73.56	1.747	11:24:41.624
12 -	34.752	24.052	58.804	73.95	1.441	11:25:40.428

P5 121 C2		Gary DURLING		Honda CB500 - GDHS Plumbing & Heating Ltd		
IDEAL LAP TIME : 58.201		BEST LAP TIME : 58.279		DIFFERENCE : 0.078		
LAP	SECTOR 1	SECTOR 2	LAP TIME	MPH	DIFF	TIME OF DAY
1 -		24.007	1:05.471	66.42	7.192	11:15:00.667
2 -	35.186	23.560	58.746	74.02	0.467	11:15:59.413
3 -	34.695	23.584	58.279 (1)	74.61		11:16:57.692
4 -	34.847	23.546	58.393 (3)	74.47	0.114	11:17:56.085
5 -	34.784	23.506	58.290 (2)	74.60	0.011	11:18:54.375
6 -	34.948	23.561	58.509	74.32	0.230	11:19:52.884
7 -	35.302	23.592	58.894	73.83	0.615	11:20:51.778
8 -	35.752	23.676	59.428	73.17	1.149	11:21:51.206
9 -	35.469	23.663	59.132	73.54	0.853	11:22:50.338
10 -	35.514	23.795	59.309	73.32	1.030	11:23:49.647
11 -	35.010	23.682	58.692	74.09	0.413	11:24:48.339
12 -	35.146	23.661	58.807	73.94	0.528	11:25:47.146

P6 29 C2		Robert CARVER		Honda CB500 - SF Parts Ltd		
IDEAL LAP TIME : 58.093		BEST LAP TIME : 58.105		DIFFERENCE : 0.012		
LAP	SECTOR 1	SECTOR 2	LAP TIME	MPH	DIFF	TIME OF DAY
1 -		24.084	1:06.200	65.68	8.095	11:15:01.396
2 -	34.954	23.665	58.619	74.18	0.514	11:16:00.015
3 -	34.542	23.818	58.360 (3)	74.51	0.255	11:16:58.375
4 -	34.726	23.665	58.391	74.47	0.286	11:17:56.766
5 -	34.428	23.677	58.105 (1)	74.84		11:18:54.871
6 -	34.577	23.767	58.344 (2)	74.53	0.239	11:19:53.215
7 -	35.073	23.830	58.903	73.82	0.798	11:20:52.118
8 -	35.539	23.868	59.407	73.20	1.302	11:21:51.525
9 -	35.270	23.974	59.244	73.40	1.139	11:22:50.769
10 -	35.121	24.286	59.407	73.20	1.302	11:23:50.176
11 -	34.920	23.754	58.674	74.11	0.569	11:24:48.850
12 -	34.814	23.901	58.715	74.06	0.610	11:25:47.565

BMCRC-MRO Championships 2025 - Rnd 1 @ Brands Hatch Indy

BMCRC Thunderbike 500

RACE 4 - SECTOR ANALYSIS



SECTOR 1 = FL to I1, SECTOR 2 = I1 to FL, DIFF = Difference To Personal Best Lap, P = Crossed Finish Line in Pit Lane, D = Time Disallowed

P7 31 C1		Abigail MARSHALL		Honda CB500 -		
IDEAL LAP TIME : 57.512		BEST LAP TIME : 58.067		DIFFERENCE : 0.555		
LAP	SECTOR 1	SECTOR 2	LAP TIME	MPH	DIFF	TIME OF DAY
1 -		24.594	1:08.982	63.03	10.915	11:15:04.178
2 -	35.174	23.818	58.992	73.71	0.925	11:16:03.170
3 -	34.964	23.856	58.820	73.93	0.753	11:17:01.990
4 -	34.053	24.038	58.091 (2)	74.85	0.024	11:18:00.081
5 -	34.496	23.571	58.067 (1)	74.88		11:18:58.148
6 -	35.502	23.743	59.245	73.40	1.178	11:19:57.393
7 -	34.725	23.778	58.503	74.33	0.436	11:20:55.896
8 -	35.016	24.301	59.317	73.31	1.250	11:21:55.213
9 -	34.623	23.731	58.354	74.52	0.287	11:22:53.567
10 -	34.220	24.113	58.333	74.54	0.266	11:23:51.900
11 -	34.778	23.875	58.653	74.14	0.586	11:24:50.553
12 -	34.750	23.459	58.209 (3)	74.70	0.142	11:25:48.762

P8 110 C2		Will KEARNEY (R)		Honda CB500 -		
IDEAL LAP TIME : 57.439		BEST LAP TIME : 58.084		DIFFERENCE : 0.645		
LAP	SECTOR 1	SECTOR 2	LAP TIME	MPH	DIFF	TIME OF DAY
1 -		24.190	1:06.177	65.71	8.093	11:15:01.373
2 -	35.633	23.392	59.025	73.67	0.941	11:16:00.398
3 -	35.067	23.881	58.948	73.77	0.864	11:16:59.346
4 -	35.178	23.721	58.899	73.83	0.815	11:17:58.245
5 -	35.674	23.726	59.400	73.20	1.316	11:18:57.645
6 -	36.121	24.151	1:00.272	72.14	2.188	11:19:57.917
7 -	34.529	23.881	58.410 (2)	74.44	0.326	11:20:56.327
8 -	34.807	24.165	58.972	73.74	0.888	11:21:55.299
9 -	34.738	23.891	58.629	74.17	0.545	11:22:53.928
10 -	34.047	24.476	58.523 (3)	74.30	0.439	11:23:52.451
11 -	34.422	24.438	58.860	73.88	0.776	11:24:51.311
12 -	34.336	23.748	58.084 (1)	74.86		11:25:49.395

P9 93 C3		Ryan GREGORY (R)		Honda CB500 - Rob Flint		
IDEAL LAP TIME : 57.900		BEST LAP TIME : 58.325		DIFFERENCE : 0.425		
LAP	SECTOR 1	SECTOR 2	LAP TIME	MPH	DIFF	TIME OF DAY
1 -		24.195	1:06.016	65.87	7.691	11:15:01.212
2 -	35.435	24.130	59.565	73.00	1.240	11:16:00.777
3 -	34.805	23.852	58.657	74.13	0.332	11:16:59.434
4 -	35.207	23.954	59.161	73.50	0.836	11:17:58.595
5 -	35.045	23.912	58.957	73.75	0.632	11:18:57.552
6 -	36.253	24.423	1:00.676	71.66	2.351	11:19:58.228
7 -	34.339	23.986	58.325 (1)	74.55		11:20:56.553
8 -	35.046	24.146	59.192	73.46	0.867	11:21:55.745
9 -	34.591	23.740	58.331 (2)	74.55	0.006	11:22:54.076
10 -	34.160	24.666	58.826	73.92	0.501	11:23:52.902
11 -	34.220	24.154	58.374 (3)	74.49	0.049	11:24:51.276
12 -	34.545	23.991	58.536	74.28	0.211	11:25:49.812

BMCRC-MRO Championships 2025 - Rnd 1 @ Brands Hatch Indy

BMCRC Thunderbike 500

RACE 4 - SECTOR ANALYSIS



SECTOR 1 = FL to I1, SECTOR 2 = I1 to FL, DIFF = Difference To Personal Best Lap, P = Crossed Finish Line in Pit Lane, D = Time Disallowed

P10 69 C3 Luke DURLING			Honda CB500 - Peddling - Golfing Classics			
IDEAL LAP TIME : 57.885		BEST LAP TIME : 58.165	DIFFERENCE : 0.280			
LAP	SECTOR 1	SECTOR 2	LAP TIME	MPH	DIFF	TIME OF DAY
1 -		24.076	1:06.789	65.10	8.624	11:15:01.985
2 -	35.373	23.628	59.001	73.70	0.836	11:16:00.986
3 -	35.132	23.759	58.891	73.84	0.726	11:16:59.877
4 -	35.138	23.680	58.818	73.93	0.653	11:17:58.695
5 -	35.514	23.538	59.052	73.64	0.887	11:18:57.747
6 -	35.271	23.962	59.233	73.41	1.068	11:19:56.980
7 -	35.418	24.425	59.843	72.66	1.678	11:20:56.823
8 -	35.373	23.767	59.140	73.53	0.975	11:21:55.963
9 -	34.915	23.401	58.316 (2)	74.56	0.151	11:22:54.279
10 -	34.484	24.447	58.931	73.79	0.766	11:23:53.210
11 -	34.601	23.564	58.165 (1)	74.76		11:24:51.375
12 -	34.973	23.556	58.529 (3)	74.29	0.364	11:25:49.904

P11 184 C3 Dean CARVER (R)			Honda CB500 - Helmet City			
IDEAL LAP TIME : 57.612		BEST LAP TIME : 57.612	DIFFERENCE : 0.000			
LAP	SECTOR 1	SECTOR 2	LAP TIME	MPH	DIFF	TIME OF DAY
1 -		24.243	1:07.670	64.26	10.058	11:15:02.866
2 -	35.762	23.712	59.474	73.11	1.862	11:16:02.340
3 -	34.986	23.462	58.448 (2)	74.40	0.836	11:17:00.788
4 -	35.402	24.001	59.403	73.20	1.791	11:18:00.191
5 -	34.991	23.630	58.621 (3)	74.18	1.009	11:18:58.812
6 -	35.133	24.417	59.550	73.02	1.938	11:19:58.362
7 -	35.683	23.549	59.232	73.41	1.620	11:20:57.594
8 -	35.464	23.867	59.331	73.29	1.719	11:21:56.925
9 -	35.669	23.324	58.993	73.71	1.381	11:22:55.918
10 -	35.617	24.141	59.758	72.77	2.146	11:23:55.676
11 -	35.128	23.570	58.698	74.08	1.086	11:24:54.374
12 -	34.512	23.100	57.612 (1)	75.48		11:25:51.986

P12 27 C3 Richard HAYWARD			Honda CB500 - BC vehicle repairs/ Snap on Tools			
IDEAL LAP TIME : 58.676		BEST LAP TIME : 58.851	DIFFERENCE : 0.175			
LAP	SECTOR 1	SECTOR 2	LAP TIME	MPH	DIFF	TIME OF DAY
1 -		24.033	1:05.643	66.24	6.792	11:15:00.839
2 -	35.454	23.681	59.135	73.53	0.284	11:15:59.974
3 -	35.353	23.680	59.033 (2)	73.66	0.182	11:16:59.007
4 -	35.351	23.798	59.149	73.51	0.298	11:17:58.156
5 -	35.395	23.810	59.205	73.44	0.354	11:18:57.361
6 -	36.382	24.760	1:01.142	71.12	2.291	11:19:58.503
7 -	35.275	23.576	58.851 (1)	73.89		11:20:57.354
8 -	35.675	23.935	59.610	72.95	0.759	11:21:56.964
9 -	35.739	23.550	59.289	73.34	0.438	11:22:56.253
10 -	35.126	24.095	59.221	73.43	0.370	11:23:55.474
11 -	35.741	23.816	59.557	73.01	0.706	11:24:55.031
12 -	35.224	23.887	59.111 (3)	73.56	0.260	11:25:54.142

BMCRC-MRO Championships 2025 - Rnd 1 @ Brands Hatch Indy

BMCRC Thunderbike 500

RACE 4 - SECTOR ANALYSIS



SECTOR 1 = FL to I1, SECTOR 2 = I1 to FL, DIFF = Difference To Personal Best Lap, P = Crossed Finish Line in Pit Lane, D = Time Disallowed

P13 172 C3 Bobby CAMPBELL		Honda CB500 -				
IDEAL LAP TIME : 58.777		BEST LAP TIME : 59.011		DIFFERENCE : 0.234		
LAP	SECTOR 1	SECTOR 2	LAP TIME	MPH	DIFF	TIME OF DAY
1 -		24.332	1:07.240	64.67	8.229	11:15:02.436
2 -	35.552	23.859	59.411	73.19	0.400	11:16:01.847
3 -	35.188	23.834	59.022 (2)	73.67	0.011	11:17:00.869
4 -	35.956	24.380	1:00.336	72.07	1.325	11:18:01.205
5 -	35.424	23.935	59.359	73.25	0.348	11:19:00.564
6 -	35.086	23.961	59.047 (3)	73.64	0.036	11:19:59.611
7 -	35.472	23.999	59.471	73.12	0.460	11:20:59.082
8 -	35.385	24.029	59.414	73.19	0.403	11:21:58.496
9 -	35.320	23.691	59.011 (1)	73.69		11:22:57.507
10 -	35.145	23.925	59.070	73.61	0.059	11:23:56.577
11 -	36.141	23.754	59.895	72.60	0.884	11:24:56.472
12 -	35.337	23.870	59.207	73.44	0.196	11:25:55.679

P14 145 C1 Paddy MOORE (R)		Honda CB500 -				
IDEAL LAP TIME : 58.561		BEST LAP TIME : 58.561		DIFFERENCE : 0.000		
LAP	SECTOR 1	SECTOR 2	LAP TIME	MPH	DIFF	TIME OF DAY
1 -		24.868	1:10.744	61.46	12.183	11:15:05.940
2 -	36.753	24.192	1:00.945	71.35	2.384	11:16:06.885
3 -	35.300	23.681	58.981 (3)	73.72	0.420	11:17:05.866
4 -	35.013	23.548	58.561 (1)	74.25		11:18:04.427
5 -	35.062	23.684	58.746 (2)	74.02	0.185	11:19:03.173
6 -	35.386	24.288	59.674	72.87	1.113	11:20:02.847
7 -	35.227	24.124	59.351	73.26	0.790	11:21:02.198
8 -	36.114	23.989	1:00.103	72.35	1.542	11:22:02.301
9 -	36.112	23.693	59.805	72.71	1.244	11:23:02.106
10 -	35.844	24.786	1:00.630	71.72	2.069	11:24:02.736
11 -	35.909	23.943	59.852	72.65	1.291	11:25:02.588
12 -	35.737	23.884	59.621	72.93	1.060	11:26:02.209

P15 22 C3 Simon FINCH		Honda CB500 -				
IDEAL LAP TIME : 58.236		BEST LAP TIME : 58.386		DIFFERENCE : 0.150		
LAP	SECTOR 1	SECTOR 2	LAP TIME	MPH	DIFF	TIME OF DAY
1 -		24.289	1:08.297	63.67	9.911	11:15:03.493
2 -	36.400	24.658	1:01.058	71.22	2.672	11:16:04.551
3 -	35.810	24.362	1:00.172	72.26	1.786	11:17:04.723
4 -	36.137	24.671	1:00.808	71.51	2.422	11:18:05.531
5 -	35.477	23.749	59.226 (3)	73.42	0.840	11:19:04.757
6 -	35.271	24.127	59.398	73.21	1.012	11:20:04.155
7 -	35.463	23.814	59.277	73.36	0.891	11:21:03.432
8 -	36.947	24.400	1:01.347	70.88	2.961	11:22:04.779
9 -	36.395	24.212	1:00.607	71.75	2.221	11:23:05.386
10 -	35.449	24.347	59.796	72.72	1.410	11:24:05.182
11 -	34.487	23.899	58.386 (1)	74.48		11:25:03.568
12 -	35.126	23.887	59.013 (2)	73.68	0.627	11:26:02.581

BMCRC-MRO Championships 2025 - Rnd 1 @ Brands Hatch Indy

BMCRC Thunderbike 500

RACE 4 - SECTOR ANALYSIS



SECTOR 1 = FL to I1, SECTOR 2 = I1 to FL, DIFF = Difference To Personal Best Lap, P = Crossed Finish Line in Pit Lane, D = Time Disallowed

P16 26 C3 Colt DWYER			Honda CB500 - Regal Aluminium			
IDEAL LAP TIME : 58.096		BEST LAP TIME : 58.170		DIFFERENCE : 0.074		
LAP	SECTOR 1	SECTOR 2	LAP TIME	MPH	DIFF	TIME OF DAY
1 -		25.665	1:10.345	61.81	12.175	11:15:05.541
2 -	37.679	24.425	1:02.104	70.02	3.934	11:16:07.645
3 -	35.818	23.976	59.794	72.72	1.624	11:17:07.439
4 -	35.998	24.246	1:00.244	72.18	2.074	11:18:07.683
5 -	35.445	24.051	59.496	73.09	1.326	11:19:07.179
6 -	35.281	23.850	59.131	73.54	0.961	11:20:06.310
7 -	35.225	23.865	59.090 (3)	73.59	0.920	11:21:05.400
8 -	35.769	23.842	59.611	72.94	1.441	11:22:05.011
9 -	36.261	24.291	1:00.552	71.81	2.382	11:23:05.563
10 -	35.493	24.698	1:00.191	72.24	2.021	11:24:05.754
11 -	34.628	24.061	58.689 (2)	74.09	0.519	11:25:04.443
12 -	34.702	23.468	58.170 (1)	74.75		11:26:02.613

P17 777 C2 Nick DWYER (R)			Honda CB500 -			
IDEAL LAP TIME : 58.550		BEST LAP TIME : 58.550		DIFFERENCE : 0.000		
LAP	SECTOR 1	SECTOR 2	LAP TIME	MPH	DIFF	TIME OF DAY
1 -		24.885	1:09.042	62.98	10.492	11:15:04.238
2 -	35.972	24.426	1:00.398	71.99	1.848	11:16:04.636
3 -	35.557	24.203	59.760	72.76	1.210	11:17:04.396
4 -	35.880	24.069	59.949	72.53	1.399	11:18:04.345
5 -	35.673	24.053	59.726	72.80	1.176	11:19:04.071
6 -	35.813	24.008	59.821	72.69	1.271	11:20:03.892
7 -	35.303	23.633	58.936 (2)	73.78	0.386	11:21:02.828
8 -	37.370	24.013	1:01.383	70.84	2.833	11:22:04.211
9 -	36.529	24.139	1:00.668	71.67	2.118	11:23:04.879
10 -	35.619	24.244	59.863	72.64	1.313	11:24:04.742
11 -	35.256	24.356	59.612 (3)	72.94	1.062	11:25:04.354
12 -	35.106	23.444	58.550 (1)	74.27		11:26:02.904

P18 99 C3 Max MAUD			Honda CB500 - What Moto			
IDEAL LAP TIME : 58.928		BEST LAP TIME : 59.546		DIFFERENCE : 0.618		
LAP	SECTOR 1	SECTOR 2	LAP TIME	MPH	DIFF	TIME OF DAY
1 -		24.463	1:07.788	64.14	8.242	11:15:02.984
2 -	35.937	23.999	59.936	72.55	0.390	11:16:02.920
3 -	36.131	24.334	1:00.465	71.91	0.919	11:17:03.385
4 -	35.973	24.576	1:00.549	71.81	1.003	11:18:03.934
5 -	37.339	24.355	1:01.694	70.48	2.148	11:19:05.628
6 -	35.479	24.112	59.591 (3)	72.97	0.045	11:20:05.219
7 -	35.514	24.433	59.947	72.54	0.401	11:21:05.166
8 -	35.479	24.226	59.705	72.83	0.159	11:22:04.871
9 -	35.885	24.165	1:00.050	72.41	0.504	11:23:04.921
10 -	36.045	24.305	1:00.350	72.05	0.804	11:24:05.271
11 -	34.929	24.617	59.546 (1)	73.02		11:25:04.817
12 -	35.548	24.002	59.550 (2)	73.02	0.004	11:26:04.367

BMCRC-MRO Championships 2025 - Rnd 1 @ Brands Hatch Indy

BMCRC Thunderbike 500

RACE 4 - SECTOR ANALYSIS



SECTOR 1 = FL to I1, SECTOR 2 = I1 to FL, DIFF = Difference To Personal Best Lap, P = Crossed Finish Line in Pit Lane, D = Time Disallowed

P19 78 C3		Richard DWYER (R)		Honda CB500 - R Flint Building and Joinery		
IDEAL LAP TIME : 59.759		BEST LAP TIME : 1:00.093		DIFFERENCE : 0.334		
LAP	SECTOR 1	SECTOR 2	LAP TIME	MPH	DIFF	TIME OF DAY
1 -		25.172	1:11.839	60.53	11.746	11:15:07.035
2 -	37.540	24.646	1:02.186	69.92	2.093	11:16:09.221
3 -	36.004	24.612	1:00.616	71.74	0.523	11:17:09.837
4 -	35.877	24.329	1:00.206	72.22	0.113	11:18:10.043
5 -	35.522	24.571	1:00.093 (1)	72.36		11:19:10.136
6 -	35.720	24.485	1:00.205 (3)	72.22	0.112	11:20:10.341
7 -	35.430	24.714	1:00.144 (2)	72.30	0.051	11:21:10.485
8 -	36.108	24.837	1:00.945	71.35	0.852	11:22:11.430
9 -	37.675	25.397	1:03.072	68.94	2.979	11:23:14.502
10 -	36.900	26.102	1:03.002	69.02	2.909	11:24:17.504
11 -	36.701	25.459	1:02.160	69.95	2.067	11:25:19.664
12 -	37.312	25.939	1:03.251	68.75	3.158	11:26:22.915

P20 77 C2		Wayne DRAKE		Honda CB500 -		
IDEAL LAP TIME : 1:01.566		BEST LAP TIME : 1:01.596		DIFFERENCE : 0.030		
LAP	SECTOR 1	SECTOR 2	LAP TIME	MPH	DIFF	TIME OF DAY
1 -		25.788	1:11.511	60.81	9.915	11:15:06.707
2 -	38.464	24.984	1:03.448	68.53	1.852	11:16:10.155
3 -	37.146	24.851	1:01.997 (3)	70.14	0.401	11:17:12.152
4 -	37.573	24.823	1:02.396	69.69	0.800	11:18:14.548
5 -	37.241	24.936	1:02.177	69.93	0.581	11:19:16.725
6 -	37.532	24.800	1:02.332	69.76	0.736	11:20:19.057
7 -	37.336	24.799	1:02.135	69.98	0.539	11:21:21.192
8 -	38.844	25.121	1:03.965	67.98	2.369	11:22:25.157
9 -	37.445	26.000	1:03.445	68.54	1.849	11:23:28.602
10 -	37.235	24.731	1:01.966 (2)	70.17	0.370	11:24:30.568
11 -	36.835	24.761	1:01.596 (1)	70.59		11:25:32.164

P21 59 C3		Calvin GRIMES		Honda CB500 - Lustre Coatings Ltd		
IDEAL LAP TIME : 1:01.488		BEST LAP TIME : 1:01.681		DIFFERENCE : 0.193		
LAP	SECTOR 1	SECTOR 2	LAP TIME	MPH	DIFF	TIME OF DAY
1 -		25.488	1:13.318	59.31	11.637	11:15:08.514
2 -	38.225	24.703	1:02.928	69.10	1.247	11:16:11.442
3 -	36.979	24.702	1:01.681 (1)	70.50		11:17:13.123
4 -	36.930	25.182	1:02.112	70.01	0.431	11:18:15.235
5 -	37.023	25.003	1:02.026 (3)	70.10	0.345	11:19:17.261
6 -	38.192	24.793	1:02.985	69.04	1.304	11:20:20.246
7 -	37.177	24.558	1:01.735 (2)	70.43	0.054	11:21:21.981
8 -	39.039	25.204	1:04.243	67.68	2.562	11:22:26.224
9 -	37.760	25.512	1:03.272	68.72	1.591	11:23:29.496
10 -	37.515	25.414	1:02.929	69.10	1.248	11:24:32.425
11 -	38.791	25.437	1:04.228	67.70	2.547	11:25:36.653

P22 64 C3		Robert FLINT (R)		Honda CB500 - R Flint Building And Joinery		
IDEAL LAP TIME : 1:01.617		BEST LAP TIME : 1:01.825		DIFFERENCE : 0.208		
LAP	SECTOR 1	SECTOR 2	LAP TIME	MPH	DIFF	TIME OF DAY
1 -		25.259	1:12.130	60.28	10.305	11:15:07.326
2 -	38.246	24.821	1:03.067	68.95	1.242	11:16:10.393
3 -	37.120	25.402	1:02.522	69.55	0.697	11:17:12.915
4 -	37.590	25.158	1:02.748	69.30	0.923	11:18:15.663
5 -	37.128	24.697	1:01.825 (1)	70.33		11:19:17.488
6 -	37.003	25.254	1:02.257 (3)	69.84	0.432	11:20:19.745
7 -	36.920	25.202	1:02.122 (2)	70.00	0.297	11:21:21.867
8 -	38.992	24.922	1:03.914	68.03	2.089	11:22:25.781

BMCRC-MRO Championships 2025 - Rnd 1 @ Brands Hatch Indy

BMCRC Thunderbike 500

RACE 4 - SECTOR ANALYSIS



SECTOR 1 = FL to I1, SECTOR 2 = I1 to FL, DIFF = Difference To Personal Best Lap, P = Crossed Finish Line in Pit Lane, D = Time Disallowed

P23		53 C1		Jake KOURTI		Honda CB500 - Red Mist Ltd/ GK Tree Surgeons Ltd/JWG Moto	
IDEAL LAP TIME : 55.762		BEST LAP TIME : 55.885		DIFFERENCE : 0.123			
LAP	SECTOR 1	SECTOR 2	LAP TIME	MPH	DIFF	TIME OF DAY	
1 -		23.063	1:03.048	68.97	7.163	11:14:58.244	
2 -	34.189	22.855	57.044	76.23	1.159	11:15:55.288	
3 -	33.639	22.686	56.325	77.20	0.440	11:16:51.613	
4 -	33.447	22.861	56.308 (3)	77.22	0.423	11:17:47.921	
5 -	33.544	22.658	56.202 (2)	77.37	0.317	11:18:44.123	
6 -	33.104	22.781	55.885 (1)	77.81		11:19:40.008	
7 -	33.441	22.890	56.331	77.19	0.446	11:20:36.339	

P24		39 C2		Daniel NORTH		Honda CB500 - 1on1 Rider Training	
IDEAL LAP TIME : 55.438		BEST LAP TIME : 55.805		DIFFERENCE : 0.367			
LAP	SECTOR 1	SECTOR 2	LAP TIME	MPH	DIFF	TIME OF DAY	
1 -		23.479	1:03.641	68.32	7.836	11:14:58.837	
2 -	33.903	22.947	56.850	76.49	1.045	11:15:55.687	
3 -	33.452	23.069	56.521	76.93	0.716	11:16:52.208	
4 -	33.194	22.611	55.805 (1)	77.92		11:17:48.013	
5 -	33.519	22.640	56.159 (3)	77.43	0.354	11:18:44.172	
6 -	32.827	23.049	55.876 (2)	77.82	0.071	11:19:40.048	
7 -	33.500	22.826	56.326	77.20	0.521	11:20:36.374	

P25		15 C3		Christopher ROWLAND		Honda CB500 - SF Parts	
IDEAL LAP TIME :		BEST LAP TIME : 1:10.854		DIFFERENCE :			
LAP	SECTOR 1	SECTOR 2	LAP TIME	MPH	DIFF	TIME OF DAY	
1 -			1:10.214	61.93		11:15:05.410	
2 -			1:10.854 (1)	61.37		11:16:16.264	

P26		23 C2		Adrian KERSHAW		Honda CB500 - ADK Racing	
IDEAL LAP TIME : 1:12.861		BEST LAP TIME :		DIFFERENCE :			
LAP	SECTOR 1	SECTOR 2	LAP TIME	MPH	DIFF	TIME OF DAY	
1 -		28.765	1:09.370	62.68		11:15:04.566	

BMCRC-MRO Championships 2025 - Rnd 1 @ Brands Hatch Indy

BMCRC Thunderbike 500

RACE 4 - BEST SECTORS

POS	SECTOR 1		SECTOR 2		IDEAL / BEST COMPARISON						
	NO	TIME	NO	TIME	POS	NO	NAME	IDEAL	BEST	DIFF	
								PERFECT LAP	55.438		
1	39	32.827	39	22.611	1	39	NORTH	55.438	55.805	0.367	
2	53	33.104	53	22.658	2	53	KOURTI	55.762	55.885	0.123	
3	75	33.559	7	22.844	3	7	O'HARA	56.579	56.835	0.256	
4	13	33.723	75	23.084	4	75	WOODALL	56.643	56.682	0.039	
5	7	33.735	184	23.100	5	13	BLUNT	56.825	56.955	0.130	
6	110	34.047	13	23.102	6	76	CARTER	57.318	57.363	0.045	
7	31	34.053	76	23.249	7	110	KEARNEY (R)	57.439	58.084	0.645	
8	76	34.069	110	23.392	8	31	MARSHALL	57.512	58.067	0.555	
9	93	34.160	69	23.401	9	184	CARVER (R)	57.612	57.612	0.000	
10	29	34.428	777	23.444	10	69	DURLING	57.885	58.165	0.280	
11	69	34.484	31	23.459	11	93	GREGORY (R)	57.900	58.325	0.425	
12	22	34.487	26	23.468	12	29	CARVER	58.093	58.105	0.012	
13	184	34.512	121	23.506	13	26	DWYER	58.096	58.170	0.074	
14	26	34.628	145	23.548	14	121	DURLING	58.201	58.279	0.078	
15	121	34.695	27	23.550	15	22	FINCH	58.236	58.386	0.150	
16	99	34.929	29	23.665	16	777	DWYER (R)	58.550	58.550	0.000	
17	145	35.013	172	23.691	17	145	MOORE (R)	58.561	58.561	0.000	
18	172	35.086	93	23.740	18	27	HAYWARD	58.676	58.851	0.175	
19	777	35.106	22	23.749	19	172	CAMPBELL	58.777	59.011	0.234	
20	27	35.126	99	23.999	20	99	MAUD	58.928	59.546	0.618	
21	78	35.430	78	24.329	21	78	DWYER (R)	59.759	1:00.093	0.334	
22	77	36.835	59	24.558	22	59	GRIMES	1:01.488	1:01.681	0.193	
23	64	36.920	64	24.697	23	77	DRAKE	1:01.566	1:01.596	0.030	
24	59	36.930	77	24.731	24	64	FLINT (R)	1:01.617	1:01.825	0.208	
25	23	44.096	23	28.765	25	23	KERSHAW				
26					26	15	ROWLAND		1:10.854		
27											

BMCRC-MRO Championships 2025 - Rnd 1 @ Brands Hatch Indy

BMCRC Thunderbike 500

RACE 4 - STATISTICS

Competitors Started 27
Planned Start 2025-03-16 @ 11:20:00.000
Actual Start 2025-03-16 @ 11:13:55.195
Finish Time 2025-03-16 @ 11:25:29.572
Track Length 1.2079mi.
Total Laps 275
Total Distance Covered 332.1850mi.

Session Fastest Lap History

NO	CL	NAME	LAP TIME	TIME OF DAY	LAP	VEHICLE
53	C1	Jake KOURTI	57.044	11:15:55.298	2	Honda CB500
39	C2	Daniel NORTH	56.850	11:15:55.697	2	Honda CB500
53	C1	Jake KOURTI	56.325	11:16:51.626	3	Honda CB500
53	C1	Jake KOURTI	56.308	11:17:47.921	4	Honda CB500
39	C2	Daniel NORTH	55.805	11:17:47.997	4	Honda CB500

Session Leader History

NO	CL	NAME	FROM LAP	LAPS LED	DISTANCE	VEHICLE
53	C1	Jake KOURTI	1	7	8.45 miles	Honda CB500
75	C2	Peter WOODALL	8	3	3.62 miles	Honda CB500
7	C2	Shaun O'HARA	11	1	1.20 miles	Honda CB500
75	C2	Peter WOODALL	12	1	1.20 miles	Honda CB500

Flag History

TYPE	TIME OF DAY
GREEN	11:13:55.195
FINISH	11:25:29.572

Flag Statistics

TYPE	COUNT	TOTAL LAPS	TOTAL TIME
Green	1	12	12:47.024
Red	0	0	0.000
Safety Car	0	0	0.000
FCY	0	0	0.000

BMCRC-MRO Championships 2025 - Rnd 1 @ Brands Hatch Indy

BMCRC Thunderbike 500

RACE 4 - STATISTICS

CLASS : C1

3 Starters

Fastest Lap History

NO	NAME	LAP TIME	TIME OF DAY	LAP	VEHICLE
53	Jake KOURTI	57.044	11:15:55.298	2	Honda CB500
53	Jake KOURTI	56.325	11:16:51.626	3	Honda CB500
53	Jake KOURTI	56.308	11:17:47.921	4	Honda CB500
53	Jake KOURTI	56.202	11:18:44.138	5	Honda CB500
53	Jake KOURTI	55.885	11:19:40.014	6	Honda CB500

Leader History

NO	NAME	FROM LAP	LAPS LED	DISTANCE	VEHICLE
53	Jake KOURTI	1	7	8.45 miles	Honda CB500
31	Abigail MARSHALL	8	5	6.03 miles	Honda CB500

BMCRC-MRO Championships 2025 - Rnd 1 @ Brands Hatch Indy

BMCRC Thunderbike 500

RACE 4 - STATISTICS

CLASS : C2

11 Starters

Fastest Lap History

NO	NAME	LAP TIME	TIME OF DAY	LAP	VEHICLE
39	Daniel NORTH	56.850	11:15:55.697	2	Honda CB500
39	Daniel NORTH	56.521	11:16:52.218	3	Honda CB500
39	Daniel NORTH	55.805	11:17:47.997	4	Honda CB500

Leader History

NO	NAME	FROM LAP	LAPS LED	DISTANCE	VEHICLE
39	Daniel NORTH	1	7	8.45 miles	Honda CB500
75	Peter WOODALL	8	3	3.62 miles	Honda CB500
7	Shaun O'HARA	11	1	1.20 miles	Honda CB500
75	Peter WOODALL	12	1	1.20 miles	Honda CB500

BMCRC-MRO Championships 2025 - Rnd 1 @ Brands Hatch Indy

BMCRC Thunderbike 500

RACE 4 - STATISTICS

CLASS : C3

13 Starters

Fastest Lap History

NO	NAME	LAP TIME	TIME OF DAY	LAP	VEHICLE
76	Ian CARTER	57.557	11:15:58.147	2	Honda CB500
76	Ian CARTER	57.363	11:16:55.510	3	Honda CB500

Leader History

NO	NAME	FROM LAP	LAPS LED	DISTANCE	VEHICLE
76	Ian CARTER	1	12	14.49 miles	Honda CB500

BMCRC-MRO Championships 2025 - Rnd 1 @ Brands Hatch Indy


BMCRC Thunderbike 500

RACE 14 - GRID (12 Laps)

ROW 10				28	65	Nigel TERRY							
ROW 9		27	1:10.854	15	Christopher ROWLAND	26	1:01.825	64	Robert FLINT (R)	25	1:01.681	59	Calvin GRIMES
ROW 8		24	1:01.596	77	Wayne DRAKE	23	1:00.093	78	Richard DWYER (R)	22	59.546	99	Max MAUD
ROW 7		21	59.011	172	Bobby CAMPBELL	20	58.851	27	Richard HAYWARD	19	58.561	145	Paddy MOORE (R)
ROW 6		18	58.550	777	Nick DWYER (R)	17	58.386	22	Simon FINCH	16		37	Tom MOORE
ROW 5		15	58.325	93	Ryan GREGORY (R)	14	58.279	121	Gary DURLING	13	58.170	26	Colt DWYER
ROW 4		12	58.165	69	Luke DURLING	11		23	Adrian KERSHAW	10	58.105	29	Robert CARVER
ROW 3		9	58.084	110	Will KEARNEY (R)	8	58.067	31	Abigail MARSHALL	7	57.612	184	Dean CARVER (R)
ROW 2		6	57.363	76	Ian CARTER	5	56.955	13	Richard BLUNT	4	56.835	7	Shaun O'HARA
ROW 1		3	56.682	75	Peter WOODALL	2	55.885	53	Jake KOURTI	1	55.805	39	Daniel NORTH
													Pole

These results are provisional until the conclusion of any judicial and technical matters.

Brands Hatch Indy: 1.2079 miles

Clerk Of Course:	Timekeeper:	<i>Craig Smith</i>	
------------------	-------------	--------------------	---

Results can be found at www.tsl-timing.com

Printed - 11:34 Sunday, 16 March 2025



BMCRC-MRO Championships 2025 - Rnd 1 @ Brands Hatch Indy

BMCRC Thunderbike 500

RACE 14 - CLASSIFICATION

Race Distance: 12 Laps / 14.49 miles

POS	NO	CL	PIC	NAME	ENTRY	LAPS	TIME	GAP	DIFF	MPH	BEST	ON	GRD	↑↓
1	23	C2	1	Adrian KERSHAW	Honda CB500 - ADK Racing	12	11:23.185			76.38	55.848	11	11	10
2	39	C2	2	Daniel NORTH	Honda CB500 - 1on1 Rider Training	12	11:24.050	0.865	0.865	76.28	55.762	12	1	-1
3	75	C2	3	Peter WOODALL	Honda CB500 - RevdCoin	12	11:28.263	5.078	4.213	75.81	56.292	7	3	0
4	7	C2	4	Shaun O'HARA	Honda CB500 - Advanced Vehicle Alarms	12	11:37.944	14.759	9.681	74.76	57.010	4	4	0
5	13	C2	5	Richard BLUNT	Honda CB500 - Rapid Light Transport	12	11:38.760	15.575	0.816	74.67	57.255	4	5	0
6	121	C2	6	Gary DURLING	Honda CB500 - GDHS Plumbing & Heating Ltd	12	11:43.763	20.578	5.003	74.14	57.366	3	14	8
7	76	C3	1	Ian CARTER	Honda CB500 -	12	11:44.014	20.829	0.251	74.12	57.747	7	6	-1
8	93	C3	2	Ryan GREGORY (R)	Honda CB500 - Rob Flint	12	11:44.134	20.949	0.120	74.10	56.916	11	15	7
9	145	C1	1	Paddy MOORE (R)	Honda CB500 -	12	11:45.372	22.187	1.238	73.97	57.100	12	19	10
10	27	C3	3	Richard HAYWARD	Honda CB500 - BC vehicle repairs/ Snap on Tools	12	11:45.456	22.271	0.084	73.97	57.490	11	20	10
11	110	C2	7	Will KEARNEY (R)	Honda CB500 -	12	11:46.761	23.576	1.305	73.83	57.655	11	9	-2
12	29	C2	8	Robert CARVER	Honda CB500 - SF Parts Ltd	12	11:47.858	24.673	1.097	73.71	57.964	3	10	-2
13	31	C1	2	Abigail MARSHALL (R)	Honda CB500 -	12	11:48.873	25.688	1.015	73.61	57.451	6	8	-5
14	26	C3	4	Colt DWYER	Honda CB500 - Regal Aluminium	12	11:57.086	33.901	8.213	72.77	57.966	11	13	-1
15	22	C3	5	Simon FINCH	Honda CB500 -	12	12:00.587	37.402	3.501	72.41	58.792	7	17	2
16	777	C2	9	Nick DWYER (R)	Honda CB500 -	12	12:00.668	37.483	0.081	72.40	58.577	11	18	2
17	69	C3	6	Luke DURLING	Honda CB500 - Peddling - Golfing Classics	12	12:01.024	37.839	0.356	72.37	58.619	11	12	-5
18	172	C3	7	Bobby CAMPBELL	Honda CB500 -	12	12:01.714	38.529	0.690	72.30	58.780	11	21	3
19	77	C2	10	Wayne DRAKE	Honda CB500 -	12	12:16.465	53.280	14.751	70.85	59.917	12	24	5
20	78	C3	8	Richard DWYER (R)	Honda CB500 - R Flint Building and Joinery	12	12:19.385	56.200	2.920	70.57	1:00.172	8	23	3
21	59	C3	9	Calvin GRIMES	Honda CB500 - Lustre Coatings Ltd	11	11:28.779	1 Lap	1 Lap	69.44	1:00.637	8	25	4
22	64	C3	10	Robert FLINT (R)	Honda CB500 - R Flint Building And Joinery	11	11:40.017	1 Lap	11.238	68.33	1:02.038	11	26	4

NOT CLASSIFIED

DNF	184	C3		Dean CARVER (R)	Honda CB500 - Helmet City	8	7:55.341	4 Laps	3 Laps	73.18	57.909	2	7	
DNF	53	C1		Jake KOURTI	Honda CB500 - Red Mist Ltd/ GK Tree Surgeons Ltd/JWG M	5	4:53.129	7 Laps	3 Laps	74.17	57.011	2	2	
DNF	65	C2		Nigel TERRY	Honda CB500 - NTrap Garage Doors	4	4:27.469	8 Laps	1 Lap	65.03	1:03.670	2	28	

NOT STARTED

NS	99	C3		Max MAUD	Honda CB500 - What Moto									22
----	----	----	--	----------	-------------------------	--	--	--	--	--	--	--	--	----

FASTEST LAP

39	C2			Daniel NORTH	Honda CB500 - 1on1 Rider Training	12	55.762			77.98 mph				125.50 kph
93	C3			Ryan GREGORY (R)	Honda CB500 - Rob Flint	11	56.916			76.40 mph				122.96 kph
53	C1			Jake KOURTI	Honda CB500 - Red Mist Ltd/ GK Tree Surgeons Ltd/JWG M	2	57.011			76.27 mph				122.75 kph

Class C2 - 92.5% of Race Speed = 70.65 mph
 Class C3 - 92.5% of Race Speed = 68.56 mph
 Class C1 - 92.5% of Race Speed = 68.42 mph

Weather / Track : Cloudy / Dry

These results are provisional until the conclusion of any judicial and technical matters.

Date: 16/03/2025 Start: 15:20 Finish: 15:31
 Brands Hatch Indy: 1.2079 miles

Clerk Of Course:

Timekeeper:

Craig Smith



Results can be found at www.tsl-timing.com

Printed - 15:34 Sunday, 16 March 2025



BMCRC-MRO Championships 2025 - Rnd 1 @ Brands Hatch Indy

BMCRC Thunderbike 500

RACE 14 - LAP CHART

LAP 1 @ 15:21:05.738		
NO	BEHIND	LAP TIME

39		1:03.127
23	0.167	1:03.294
53	0.182	1:03.309
13	0.458	1:03.585
75	0.796	1:03.923
7	0.841	1:03.968
76	1.214	1:04.341
121	1.444	1:04.571
29	2.057	1:05.184
110	2.297	1:05.424
27	2.641	1:05.768
184	2.938	1:06.065
93	3.858	1:06.985
69	4.127	1:07.254
145	4.284	1:07.411
777	4.793	1:07.920
26	4.882	1:08.009
22	5.326	1:08.453
31	5.733	1:08.860
172	6.425	1:09.552
77	7.591	1:10.718
78	7.671	1:10.798
59	8.439	1:11.566
65	9.118	1:12.245
64	9.854	1:12.981

LAP 2 @ 15:22:02.601		
NO	BEHIND	LAP TIME

23		56.696
53	0.330	57.011
39	0.365	57.228
13	1.303	57.708
75	1.389	57.456
7	1.409	57.431
121	2.273	57.692
76	2.303	57.952
29	3.275	58.081
110	3.594	58.160
27	3.901	58.123
184	3.984	57.909
93	5.209	58.214
145	5.957	58.536
69	7.439	1:00.175
26	7.527	59.508
31	7.908	59.038
22	8.072	59.609
777	8.211	1:00.281
172	8.682	59.120
77	12.011	1:01.283
78	13.104	1:02.296
59	13.481	1:01.905
65	15.925	1:03.670
64	16.189	1:03.198

LAP 3 @ 15:22:59.821		
NO	BEHIND	LAP TIME

23		57.220
39	0.545	57.400
53	0.730	57.620
75	1.082	56.913
13	1.498	57.415
7	1.776	57.587

121	2.419	57.366
76	3.040	57.957
29	4.019	57.964
110	4.188	57.814
27	5.082	58.401
184	5.182	58.418
93	6.457	58.468
145	7.741	59.004
31	9.036	58.348
26	10.035	59.728
777	10.153	59.162
69	10.246	1:00.027
172	10.713	59.251
22	11.206	1:00.354
77	15.341	1:00.550
78	16.528	1:00.644
59	18.059	1:01.798
64	24.138	1:05.169
65	24.239	1:05.534

LAP 4 @ 15:23:56.684		
NO	BEHIND	LAP TIME

23		56.863
39	0.372	56.690
75	0.531	56.312
53	1.346	57.479
13	1.890	57.255
7	1.923	57.010
121	3.080	57.524
76	4.460	58.283
29	5.161	58.005
110	5.331	58.006
27	6.760	58.541
184	6.864	58.545
93	7.165	57.571
145	9.152	58.274
31	9.981	57.808
777	12.474	59.184
26	12.520	59.348
69	13.138	59.755
172	13.429	59.579
22	13.635	59.292
77	18.861	1:00.383
78	19.884	1:00.219
59	24.135	1:02.939
64	29.484	1:02.209
65	33.396	1:06.020

LAP 5 @ 15:24:53.043		
NO	BEHIND	LAP TIME

23		56.359
39	0.445	56.432
75	0.788	56.616
53	2.697	57.710
7	2.789	57.225
13	2.806	57.275
121	4.328	57.607
76	6.777	58.676
29	7.697	58.895
110	7.967	58.995
27	8.935	58.534
93	9.018	58.212
184	9.666	59.161
145	10.928	58.135
31	12.036	58.414

777	15.038	58.923
26	15.175	59.014
69	16.033	59.254
22	16.384	59.108
172	16.931	59.861
77	22.969	1:00.467
78	23.900	1:00.375
59	30.065	1:02.289
64	35.846	1:02.721

LAP 6 @ 15:25:49.523		
NO	BEHIND	LAP TIME

23		56.480
39	0.569	56.604
75	0.694	56.386
7	4.089	57.780
13	4.338	58.012
121	6.352	58.504
76	8.510	58.213
29	9.981	58.764
110	10.123	58.636
27	10.208	57.753
93	10.346	57.808
184	11.368	58.182
145	12.474	58.026
31	13.007	57.451
777	17.603	59.045
26	18.287	59.592
22	18.783	58.879
69	19.112	59.559
172	19.639	59.188
77	27.441	1:00.952
78	28.347	1:00.927
59	35.178	1:01.593
64	42.260	1:02.894

LAP 7 @ 15:26:45.652		
NO	BEHIND	LAP TIME

23		56.129
39	0.803	56.363
75	0.857	56.292
7	5.859	57.899
13	6.114	57.905
121	8.434	58.211
76	10.128	57.747
27	12.384	58.305
29	12.892	59.040
93	12.986	58.769
110	13.138	59.144
184	14.045	58.806
145	14.701	58.356
31	14.914	58.036
777	20.891	59.417
26	21.062	58.904
22	21.446	58.792
69	22.553	59.570
172	22.797	59.287
77	31.659	1:00.347
78	33.451	1:01.233
59	40.681	1:01.632
64	48.440	1:02.309

LAP 8 @ 15:27:42.071		
NO	BEHIND	LAP TIME

23		56.419
39	0.694	56.310
75	1.057	56.619
7	7.337	57.897
13	7.446	57.751
121	10.070	58.055
76	11.529	57.820
27	14.490	58.525
93	14.863	58.296
29	14.949	58.476
110	15.153	58.434
184	15.881	58.255
145	16.227	57.945
31	16.482	57.987
777	23.786	59.314
26	23.819	59.176
22	24.275	59.248
69	24.821	58.687
172	25.626	59.248
77	35.682	1:00.442
78	37.204	1:00.172
59	44.899	1:00.637
64	54.099	1:02.078

LAP 9 @ 15:28:38.027		
NO	BEHIND	LAP TIME

23		55.956
39	0.785	56.047
75	1.699	56.598
13	9.368	57.878
7	9.451	58.070
121	12.196	58.082
76	13.629	58.056
93	16.428	57.521
27	16.789	58.255
110	16.889	57.692
29	17.472	58.479
145	17.660	57.389
31	18.745	58.219
26	26.731	58.868
777	27.644	59.814
22	27.844	59.525
69	28.039	59.174
172	28.757	59.087
77	39.780	1:00.054
78	42.113	1:00.865
59	50.706	1:01.763

LAP 10 @ 15:29:34.020		
NO	BEHIND	LAP TIME

23		55.993
39	1.012	56.220
75	3.534	57.828
64	1 Lap	1:02.189
13	11.192	57.817
7	11.444	57.986
121	15.408	59.205
76	15.969	58.333
93	18.005	57.570
27	18.424	57.628
110	18.941	58.045
145	19.402	57.735

29	19.959	58.480
31	21.370	58.618
26	29.429	58.691
22	30.885	59.034
69	31.640	59.594
777	31.852	1:00.201
172	32.326	59.562
77	44.600	1:00.813
78	47.327	1:01.207
59	55.497	1:00.784

LAP 11 @ 15:30:29.868		
NO	BEHIND	LAP TIME

23		55.848
39	1.031	55.867
75	4.254	56.568
64	1 Lap	1:02.231
7	13.050	57.454
13	13.077	57.733
121	17.802	58.242
76	18.303	58.182
93	19.073	56.916
27	20.066	57.490
110	20.748	57.655
145	21.015	57.461
29	22.558	58.447
31	23.261	57.739
26	31.547	57.966
22	34.046	59.009
69	34.411	58.619
777	34.581	58.577
172	35.258	58.780
77	49.291	1:00.539
78	51.821	1:00.342

LAP 12 @ 15:31:25.796		
NO	BEHIND	LAP TIME

23		55.928
39	0.865	55.762
75	5.078	56.752
59	1 Lap	1:01.873
7	14.759	57.637
13	15.575	58.426
64	1 Lap	1:02.038
121	20.578	58.704
76	20.829	58.454
93	20.949	57.804
145	22.187	57.100
27	22.271	58.133
110	23.576	58.756
29	24.673	58.043
31	25.688	58.355
26	33.901	58.282
22	37.402	59.284
777	37.483	58.830
69	37.839	59.356
172	38.529	59.199
77	53.280	59.917
78	56.200	1:00.307

BMCRC-MRO Championships 2025 - Rnd 1 @ Brands Hatch Indy

BMCRC Thunderbike 500

RACE 14 - POSITION CHART

No	Name	Lap Pos	Lap												
			1	2	3	4	5	6	7	8	9	10	11	12	
39	NORTH	1	39	23	23	23	23	23	23	23	23	23	23	23	23
53	KOURTI	2	23	53	39	39	39	39	39	39	39	39	39	39	39
75	WOODALL	3	53	39	53	75	75	75	75	75	75	75	75	75	75
7	O'HARA	4	13	13	75	53	53	7	7	7	13	13	7	7	
13	BLUNT	5	75	75	13	13	7	13	13	13	7	7	13	13	
76	CARTER	6	7	7	7	7	13	121	121	121	121	121	121	121	121
184	CARVER (R)	7	76	121	121	121	121	76	76	76	76	76	76	76	76
31	MARSHALL	8	121	76	76	76	76	29	27	27	93	93	93	93	
110	KEARNEY (R)	9	29	29	29	29	29	110	29	93	27	27	27	145	
29	CARVER	10	110	110	110	110	110	27	93	29	110	110	110	27	
23	KERSHAW	11	27	27	27	27	27	93	110	110	29	145	145	110	
69	DURLING	12	184	184	184	184	93	184	184	184	145	29	29	29	
26	DWYER	13	93	93	93	93	184	145	145	145	31	31	31	31	
121	DURLING	14	69	145	145	145	145	31	31	31	26	26	26	26	
93	GREGORY (R)	15	145	69	31	31	31	777	777	777	777	22	22	22	
22	FINCH	16	777	26	26	777	777	26	26	26	22	69	69	777	
777	DWYER (R)	17	26	31	777	26	26	22	22	22	69	777	777	69	
145	MOORE (R)	18	22	22	69	69	69	69	69	69	172	172	172	172	
27	HAYWARD	19	31	777	172	172	22	172	172	172	77	77	77	77	
172	CAMPBELL	20	172	172	22	22	172	77	77	77	78	78	78	78	
99	MAUD	21	77	77	77	77	77	78	78	78	59	59	59		
78	DWYER (R)	22	78	78	78	78	78	59	59	59	64	64	64		
77	DRAKE	23	59	59	59	59	59	64	64	64					
59	GRIMES	24	65	65	64	64	64								
64	FLINT (R)	25	64	64	65	65									
65	TERRY	26													

BMCRC-MRO Championships 2025 - Rnd 1 @ Brands Hatch Indy

BMCRC Thunderbike 500

RACE 14 - SECTOR ANALYSIS



SECTOR 1 = FL to I1, SECTOR 2 = I1 to FL, DIFF = Difference To Personal Best Lap, P = Crossed Finish Line in Pit Lane, D = Time Disallowed

P1		23 C2		Adrian KERSHAW		Honda CB500 - ADK Racing	
IDEAL LAP TIME : 55.692		BEST LAP TIME : 55.848		DIFFERENCE : 0.156			
LAP	SECTOR 1	SECTOR 2	LAP TIME	MPH	DIFF	TIME OF DAY	
1 -		23.093	1:03.294	68.70	7.446	15:21:05.905	
2 -	33.757	22.939	56.696	76.70	0.848	15:22:02.601	
3 -	34.055	23.165	57.220	75.99	1.372	15:22:59.821	
4 -	33.982	22.881	56.863	76.47	1.015	15:23:56.684	
5 -	33.396	22.963	56.359	77.15	0.511	15:24:53.043	
6 -	33.643	22.837	56.480	76.99	0.632	15:25:49.523	
7 -	33.311	22.818	56.129	77.47	0.281	15:26:45.652	
8 -	33.490	22.929	56.419	77.07	0.571	15:27:42.071	
9 -	33.344	22.612	55.956 (3)	77.71	0.108	15:28:38.027	
10 -	33.171	22.822	55.993	77.66	0.145	15:29:34.020	
11 -	33.327	22.521	55.848 (1)	77.86		15:30:29.868	
12 -	33.230	22.698	55.928 (2)	77.75	0.080	15:31:25.796	

P2		39 C2		Daniel NORTH		Honda CB500 - 1on1 Rider Training	
IDEAL LAP TIME : 55.646		BEST LAP TIME : 55.762		DIFFERENCE : 0.116			
LAP	SECTOR 1	SECTOR 2	LAP TIME	MPH	DIFF	TIME OF DAY	
1 -		23.540	1:03.127	68.88	7.365	15:21:05.738	
2 -	34.104	23.124	57.228	75.98	1.466	15:22:02.966	
3 -	34.166	23.234	57.400	75.75	1.638	15:23:00.366	
4 -	33.847	22.843	56.690	76.70	0.928	15:23:57.056	
5 -	33.521	22.911	56.432	77.05	0.670	15:24:53.488	
6 -	33.673	22.931	56.604	76.82	0.842	15:25:50.092	
7 -	33.672	22.691	56.363	77.15	0.601	15:26:46.455	
8 -	33.342	22.968	56.310	77.22	0.548	15:27:42.765	
9 -	33.343	22.704	56.047 (3)	77.58	0.285	15:28:38.812	
10 -	33.316	22.904	56.220	77.34	0.458	15:29:35.032	
11 -	33.201	22.666	55.867 (2)	77.83	0.105	15:30:30.899	
12 -	32.980	22.782	55.762 (1)	77.98		15:31:26.661	

P3		75 C2		Peter WOODALL		Honda CB500 - RevdCoin	
IDEAL LAP TIME : 56.110		BEST LAP TIME : 56.292		DIFFERENCE : 0.182			
LAP	SECTOR 1	SECTOR 2	LAP TIME	MPH	DIFF	TIME OF DAY	
1 -		23.410	1:03.923	68.02	7.631	15:21:06.534	
2 -	34.395	23.061	57.456	75.68	1.164	15:22:03.990	
3 -	33.690	23.223	56.913	76.40	0.621	15:23:00.903	
4 -	33.604	22.708	56.312 (2)	77.22	0.020	15:23:57.215	
5 -	33.575	23.041	56.616	76.80	0.324	15:24:53.831	
6 -	33.608	22.778	56.386 (3)	77.12	0.094	15:25:50.217	
7 -	33.402	22.890	56.292 (1)	77.25		15:26:46.509	
8 -	33.677	22.942	56.619	76.80	0.327	15:27:43.128	
9 -	33.414	23.184	56.598	76.83	0.306	15:28:39.726	
10 -	33.787	24.041	57.828	75.19	1.536	15:29:37.554	
11 -	33.585	22.983	56.568	76.87	0.276	15:30:34.122	
12 -	33.565	23.187	56.752	76.62	0.460	15:31:30.874	

BMCRC-MRO Championships 2025 - Rnd 1 @ Brands Hatch Indy

BMCRC Thunderbike 500

RACE 14 - SECTOR ANALYSIS



SECTOR 1 = FL to I1, SECTOR 2 = I1 to FL, DIFF = Difference To Personal Best Lap, P = Crossed Finish Line in Pit Lane, D = Time Disallowed

P4		7 C2		Shaun O'HARA		Honda CB500 - Advanced Vehicle Alarms	
IDEAL LAP TIME : 56.814		BEST LAP TIME : 57.010		DIFFERENCE : 0.196			
LAP	SECTOR 1	SECTOR 2	LAP TIME	MPH	DIFF	TIME OF DAY	
1 -		23.376	1:03.968	67.98	6.958	15:21:06.579	
2 -	34.379	23.052	57.431 (3)	75.71	0.421	15:22:04.010	
3 -	34.355	23.232	57.587	75.51	0.577	15:23:01.597	
4 -	33.909	23.101	57.010 (1)	76.27		15:23:58.607	
5 -	34.320	22.905	57.225 (2)	75.99	0.215	15:24:55.832	
6 -	34.430	23.350	57.780	75.26	0.770	15:25:53.612	
7 -	34.469	23.430	57.899	75.10	0.889	15:26:51.511	
8 -	34.453	23.444	57.897	75.10	0.887	15:27:49.408	
9 -	34.819	23.251	58.070	74.88	1.060	15:28:47.478	
10 -	34.512	23.474	57.986	74.99	0.976	15:29:45.464	
11 -	34.283	23.171	57.454	75.68	0.444	15:30:42.918	
12 -	34.615	23.022	57.637	75.44	0.627	15:31:40.555	

P5		13 C2		Richard BLUNT		Honda CB500 - Rapid Light Transport	
IDEAL LAP TIME : 57.127		BEST LAP TIME : 57.255		DIFFERENCE : 0.128			
LAP	SECTOR 1	SECTOR 2	LAP TIME	MPH	DIFF	TIME OF DAY	
1 -		23.496	1:03.585	68.38	6.330	15:21:06.196	
2 -	34.454	23.254	57.708	75.35	0.453	15:22:03.904	
3 -	34.320	23.095	57.415 (3)	75.73	0.160	15:23:01.319	
4 -	34.037	23.218	57.255 (1)	75.95		15:23:58.574	
5 -	34.032	23.243	57.275 (2)	75.92	0.020	15:24:55.849	
6 -	34.711	23.301	58.012	74.96	0.757	15:25:53.861	
7 -	34.599	23.306	57.905	75.09	0.650	15:26:51.766	
8 -	34.415	23.336	57.751	75.29	0.496	15:27:49.517	
9 -	34.498	23.380	57.878	75.13	0.623	15:28:47.395	
10 -	34.400	23.417	57.817	75.21	0.562	15:29:45.212	
11 -	34.358	23.375	57.733	75.32	0.478	15:30:42.945	
12 -	35.090	23.336	58.426	74.42	1.171	15:31:41.371	

P6		121 C2		Gary DURLING		Honda CB500 - GDHS Plumbing & Heating Ltd	
IDEAL LAP TIME : 57.228		BEST LAP TIME : 57.366		DIFFERENCE : 0.138			
LAP	SECTOR 1	SECTOR 2	LAP TIME	MPH	DIFF	TIME OF DAY	
1 -		23.291	1:04.571	67.34	7.205	15:21:07.182	
2 -	34.584	23.108	57.692	75.37	0.326	15:22:04.874	
3 -	34.215	23.151	57.366 (1)	75.80		15:23:02.240	
4 -	34.511	23.013	57.524 (2)	75.59	0.158	15:23:59.764	
5 -	34.367	23.240	57.607 (3)	75.48	0.241	15:24:57.371	
6 -	34.632	23.872	58.504	74.33	1.138	15:25:55.875	
7 -	34.712	23.499	58.211	74.70	0.845	15:26:54.086	
8 -	34.665	23.390	58.055	74.90	0.689	15:27:52.141	
9 -	34.710	23.372	58.082	74.87	0.716	15:28:50.223	
10 -	34.970	24.235	59.205	73.44	1.839	15:29:49.428	
11 -	35.029	23.213	58.242	74.66	0.876	15:30:47.670	
12 -	35.090	23.614	58.704	74.07	1.338	15:31:46.374	

BMCRC-MRO Championships 2025 - Rnd 1 @ Brands Hatch Indy

BMCRC Thunderbike 500

RACE 14 - SECTOR ANALYSIS



SECTOR 1 = FL to I1, SECTOR 2 = I1 to FL, DIFF = Difference To Personal Best Lap, P = Crossed Finish Line in Pit Lane, D = Time Disallowed

P7 76 C3		Ian CARTER		Honda CB500 -			
IDEAL LAP TIME : 57.410		BEST LAP TIME : 57.747		DIFFERENCE : 0.337			
LAP	SECTOR 1	SECTOR 2	LAP TIME	MPH	DIFF	TIME OF DAY	
1 -		23.298	1:04.341	67.58	6.594	15:21:06.952	
2 -	34.353	23.599	57.952 (3)	75.03	0.205	15:22:04.904	
3 -	34.491	23.466	57.957	75.03	0.210	15:23:02.861	
4 -	34.632	23.651	58.283	74.61	0.536	15:24:01.144	
5 -	35.044	23.632	58.676	74.11	0.929	15:24:59.820	
6 -	34.624	23.589	58.213	74.70	0.466	15:25:58.033	
7 -	34.112	23.635	57.747 (1)	75.30		15:26:55.780	
8 -	34.305	23.515	57.820 (2)	75.20	0.073	15:27:53.600	
9 -	34.456	23.600	58.056	74.90	0.309	15:28:51.656	
10 -	34.373	23.960	58.333	74.54	0.586	15:29:49.989	
11 -	34.580	23.602	58.182	74.74	0.435	15:30:48.171	
12 -	34.794	23.660	58.454	74.39	0.707	15:31:46.625	

P8 93 C3		Ryan GREGORY (R)		Honda CB500 - Rob Flint			
IDEAL LAP TIME : 56.916		BEST LAP TIME : 56.916		DIFFERENCE : 0.000			
LAP	SECTOR 1	SECTOR 2	LAP TIME	MPH	DIFF	TIME OF DAY	
1 -		24.025	1:06.985	64.91	10.069	15:21:09.596	
2 -	34.809	23.405	58.214	74.70	1.298	15:22:07.810	
3 -	34.882	23.586	58.468	74.37	1.552	15:23:06.278	
4 -	34.462	23.109	57.571	75.53	0.655	15:24:03.849	
5 -	34.614	23.598	58.212	74.70	1.296	15:25:02.061	
6 -	34.516	23.292	57.808	75.22	0.892	15:25:59.869	
7 -	35.489	23.280	58.769	73.99	1.853	15:26:58.638	
8 -	34.809	23.487	58.296	74.59	1.380	15:27:56.934	
9 -	34.452	23.069	57.521 (2)	75.60	0.605	15:28:54.455	
10 -	34.287	23.283	57.570 (3)	75.53	0.654	15:29:52.025	
11 -	33.894	23.022	56.916 (1)	76.40		15:30:48.941	
12 -	34.263	23.541	57.804	75.23	0.888	15:31:46.745	

P9 145 C1		Paddy MOORE (R)		Honda CB500 -			
IDEAL LAP TIME : 57.100		BEST LAP TIME : 57.100		DIFFERENCE : 0.000			
LAP	SECTOR 1	SECTOR 2	LAP TIME	MPH	DIFF	TIME OF DAY	
1 -		24.302	1:07.411	64.50	10.311	15:21:10.022	
2 -	34.730	23.806	58.536	74.28	1.436	15:22:08.558	
3 -	35.293	23.711	59.004	73.70	1.904	15:23:07.562	
4 -	34.794	23.480	58.274	74.62	1.174	15:24:05.836	
5 -	34.537	23.598	58.135	74.80	1.035	15:25:03.971	
6 -	34.641	23.385	58.026	74.94	0.926	15:26:01.997	
7 -	34.699	23.657	58.356	74.51	1.256	15:27:00.353	
8 -	34.738	23.207	57.945	75.04	0.845	15:27:58.298	
9 -	34.229	23.160	57.389 (2)	75.77	0.289	15:28:55.687	
10 -	34.218	23.517	57.735	75.32	0.635	15:29:53.422	
11 -	34.275	23.186	57.461 (3)	75.67	0.361	15:30:50.883	
12 -	33.977	23.123	57.100 (1)	76.15		15:31:47.983	

BMCRC-MRO Championships 2025 - Rnd 1 @ Brands Hatch Indy

BMCRC Thunderbike 500

RACE 14 - SECTOR ANALYSIS



SECTOR 1 = FL to I1, SECTOR 2 = I1 to FL, DIFF = Difference To Personal Best Lap, P = Crossed Finish Line in Pit Lane, D = Time Disallowed

P10 27 C3		Richard HAYWARD		Honda CB500 - BC vehicle repairs/ Snap on Tools			
IDEAL LAP TIME : 57.410		BEST LAP TIME : 57.490		DIFFERENCE : 0.080			
LAP	SECTOR 1	SECTOR 2	LAP TIME	MPH	DIFF	TIME OF DAY	
1 -		23.522	1:05.768	66.11	8.278	15:21:08.379	
2 -	34.665	23.458	58.123	74.81	0.633	15:22:06.502	
3 -	34.760	23.641	58.401	74.46	0.911	15:23:04.903	
4 -	34.861	23.680	58.541	74.28	1.051	15:24:03.444	
5 -	34.914	23.620	58.534	74.29	1.044	15:25:01.978	
6 -	34.530	23.223	57.753 (3)	75.29	0.263	15:25:59.731	
7 -	34.714	23.591	58.305	74.58	0.815	15:26:58.036	
8 -	34.837	23.688	58.525	74.30	1.035	15:27:56.561	
9 -	35.007	23.248	58.255	74.64	0.765	15:28:54.816	
10 -	34.201	23.427	57.628 (2)	75.45	0.138	15:29:52.444	
11 -	34.281	23.209	57.490 (1)	75.64		15:30:49.934	
12 -	34.559	23.574	58.133	74.80	0.643	15:31:48.067	

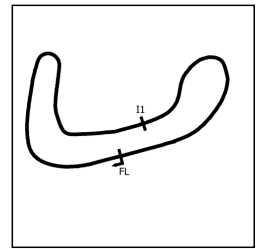
P11 110 C2		Will KEARNEY (R)		Honda CB500 -			
IDEAL LAP TIME : 57.127		BEST LAP TIME : 57.655		DIFFERENCE : 0.528			
LAP	SECTOR 1	SECTOR 2	LAP TIME	MPH	DIFF	TIME OF DAY	
1 -		23.701	1:05.424	66.46	7.769	15:21:08.035	
2 -	34.638	23.522	58.160	74.76	0.505	15:22:06.195	
3 -	34.351	23.463	57.814 (3)	75.21	0.159	15:23:04.009	
4 -	34.575	23.431	58.006	74.96	0.351	15:24:02.015	
5 -	35.172	23.823	58.995	73.71	1.340	15:25:01.010	
6 -	34.958	23.678	58.636	74.16	0.981	15:25:59.646	
7 -	35.964	23.180	59.144	73.52	1.489	15:26:58.790	
8 -	34.765	23.669	58.434	74.41	0.779	15:27:57.224	
9 -	34.628	23.064	57.692 (2)	75.37	0.037	15:28:54.916	
10 -	34.670	23.375	58.045	74.91	0.390	15:29:52.961	
11 -	34.063	23.592	57.655 (1)	75.42		15:30:50.616	
12 -	35.127	23.629	58.756	74.01	1.101	15:31:49.372	

P12 29 C2		Robert CARVER		Honda CB500 - SF Parts Ltd			
IDEAL LAP TIME : 57.816		BEST LAP TIME : 57.964		DIFFERENCE : 0.148			
LAP	SECTOR 1	SECTOR 2	LAP TIME	MPH	DIFF	TIME OF DAY	
1 -		23.679	1:05.184	66.71	7.220	15:21:07.795	
2 -	34.557	23.524	58.081	74.87	0.117	15:22:05.876	
3 -	34.319	23.645	57.964 (1)	75.02		15:23:03.840	
4 -	34.349	23.656	58.005 (2)	74.96	0.041	15:24:01.845	
5 -	34.963	23.932	58.895	73.83	0.931	15:25:00.740	
6 -	34.855	23.909	58.764	74.00	0.800	15:25:59.504	
7 -	35.282	23.758	59.040	73.65	1.076	15:26:58.544	
8 -	34.656	23.820	58.476	74.36	0.512	15:27:57.020	
9 -	34.959	23.520	58.479	74.36	0.515	15:28:55.499	
10 -	34.777	23.703	58.480	74.36	0.516	15:29:53.979	
11 -	34.714	23.733	58.447	74.40	0.483	15:30:52.426	
12 -	34.546	23.497	58.043 (3)	74.92	0.079	15:31:50.469	

BMCRC-MRO Championships 2025 - Rnd 1 @ Brands Hatch Indy

BMCRC Thunderbike 500

RACE 14 - SECTOR ANALYSIS



SECTOR 1 = FL to I1, SECTOR 2 = I1 to FL, DIFF = Difference To Personal Best Lap, P = Crossed Finish Line in Pit Lane, D = Time Disallowed

P13 31 C1		Abigail MARSHALL		Honda CB500 -			
IDEAL LAP TIME : 57.241		BEST LAP TIME : 57.451		DIFFERENCE : 0.210			
LAP	SECTOR 1	SECTOR 2	LAP TIME	MPH	DIFF	TIME OF DAY	
1 -		24.154	1:08.860	63.15	11.409	15:21:11.471	
2 -	35.236	23.802	59.038	73.65	1.587	15:22:10.509	
3 -	34.688	23.660	58.348	74.52	0.897	15:23:08.857	
4 -	34.186	23.622	57.808 (3)	75.22	0.357	15:24:06.665	
5 -	34.535	23.879	58.414	74.44	0.963	15:25:05.079	
6 -	34.077	23.374	57.451 (1)	75.69		15:26:02.530	
7 -	34.709	23.327	58.036	74.92	0.585	15:27:00.566	
8 -	34.823	23.164	57.987	74.99	0.536	15:27:58.553	
9 -	34.323	23.896	58.219	74.69	0.768	15:28:56.772	
10 -	34.385	24.233	58.618	74.18	1.167	15:29:55.390	
11 -	34.408	23.331	57.739 (2)	75.31	0.288	15:30:53.129	
12 -	34.815	23.540	58.355	74.51	0.904	15:31:51.484	

P14 26 C3		Colt DWYER		Honda CB500 - Regal Aluminium			
IDEAL LAP TIME : 57.966		BEST LAP TIME : 57.966		DIFFERENCE : 0.000			
LAP	SECTOR 1	SECTOR 2	LAP TIME	MPH	DIFF	TIME OF DAY	
1 -		24.911	1:08.009	63.94	10.043	15:21:10.620	
2 -	35.311	24.197	59.508	73.07	1.542	15:22:10.128	
3 -	35.520	24.208	59.728	72.80	1.762	15:23:09.856	
4 -	35.437	23.911	59.348	73.27	1.382	15:24:09.204	
5 -	35.210	23.804	59.014	73.68	1.048	15:25:08.218	
6 -	35.697	23.895	59.592	72.97	1.626	15:26:07.810	
7 -	35.282	23.622	58.904	73.82	0.938	15:27:06.714	
8 -	35.522	23.654	59.176	73.48	1.210	15:28:05.890	
9 -	34.946	23.922	58.868	73.87	0.902	15:29:04.758	
10 -	34.870	23.821	58.691 (3)	74.09	0.725	15:30:03.449	
11 -	34.527	23.439	57.966 (1)	75.01		15:31:01.415	
12 -	34.569	23.713	58.282 (2)	74.61	0.316	15:31:59.697	

P15 22 C3		Simon FINCH		Honda CB500 -			
IDEAL LAP TIME : 58.692		BEST LAP TIME : 58.792		DIFFERENCE : 0.100			
LAP	SECTOR 1	SECTOR 2	LAP TIME	MPH	DIFF	TIME OF DAY	
1 -		24.285	1:08.453	63.52	9.661	15:21:11.064	
2 -	35.392	24.217	59.609	72.95	0.817	15:22:10.673	
3 -	36.271	24.083	1:00.354	72.05	1.562	15:23:11.027	
4 -	35.598	23.694	59.292	73.34	0.500	15:24:10.319	
5 -	35.316	23.792	59.108	73.57	0.316	15:25:09.427	
6 -	35.014	23.865	58.879 (2)	73.85	0.087	15:26:08.306	
7 -	35.074	23.718	58.792 (1)	73.96		15:27:07.098	
8 -	35.570	23.678	59.248	73.39	0.456	15:28:06.346	
9 -	35.337	24.188	59.525	73.05	0.733	15:29:05.871	
10 -	35.111	23.923	59.034	73.66	0.242	15:30:04.905	
11 -	35.101	23.908	59.009 (3)	73.69	0.217	15:31:03.914	
12 -	35.210	24.074	59.284	73.35	0.492	15:32:03.198	

BMCRC-MRO Championships 2025 - Rnd 1 @ Brands Hatch Indy

BMCRC Thunderbike 500

RACE 14 - SECTOR ANALYSIS



SECTOR 1 = FL to I1, SECTOR 2 = I1 to FL, DIFF = Difference To Personal Best Lap, P = Crossed Finish Line in Pit Lane, D = Time Disallowed

P16 777 C2		Nick DWYER (R)		Honda CB500 -			
IDEAL LAP TIME : 58.435		BEST LAP TIME : 58.577		DIFFERENCE : 0.142			
LAP	SECTOR 1	SECTOR 2	LAP TIME	MPH	DIFF	TIME OF DAY	
1 -		24.360	1:07.920	64.02	9.343	15:21:10.531	
2 -	36.201	24.080	1:00.281	72.13	1.704	15:22:10.812	
3 -	35.639	23.523	59.162	73.50	0.585	15:23:09.974	
4 -	35.517	23.667	59.184	73.47	0.607	15:24:09.158	
5 -	34.936	23.987	58.923 (3)	73.80	0.346	15:25:08.081	
6 -	35.149	23.896	59.045	73.64	0.468	15:26:07.126	
7 -	35.526	23.891	59.417	73.18	0.840	15:27:06.543	
8 -	35.427	23.887	59.314	73.31	0.737	15:28:05.857	
9 -	35.329	24.485	59.814	72.70	1.237	15:29:05.671	
10 -	36.140	24.061	1:00.201	72.23	1.624	15:30:05.872	
11 -	35.078	23.499	58.577 (1)	74.23		15:31:04.449	
12 -	35.273	23.557	58.830 (2)	73.91	0.253	15:32:03.279	

P17 69 C3		Luke DURLING		Honda CB500 - Peddling - Golfing Classics			
IDEAL LAP TIME : 58.618		BEST LAP TIME : 58.619		DIFFERENCE : 0.001			
LAP	SECTOR 1	SECTOR 2	LAP TIME	MPH	DIFF	TIME OF DAY	
1 -		24.316	1:07.254	64.65	8.635	15:21:09.865	
2 -	35.889	24.286	1:00.175	72.26	1.556	15:22:10.040	
3 -	35.807	24.220	1:00.027	72.44	1.408	15:23:10.067	
4 -	35.741	24.014	59.755	72.77	1.136	15:24:09.822	
5 -	35.372	23.882	59.254	73.38	0.635	15:25:09.076	
6 -	35.475	24.084	59.559	73.01	0.940	15:26:08.635	
7 -	35.346	24.224	59.570	72.99	0.951	15:27:08.205	
8 -	34.975	23.712	58.687 (2)	74.09	0.068	15:28:06.892	
9 -	35.253	23.921	59.174 (3)	73.48	0.555	15:29:06.066	
10 -	35.559	24.035	59.594	72.97	0.975	15:30:05.660	
11 -	34.976	23.643	58.619 (1)	74.18		15:31:04.279	
12 -	35.687	23.669	59.356	73.26	0.737	15:32:03.635	

P18 172 C3		Bobby CAMPBELL		Honda CB500 -			
IDEAL LAP TIME : 58.780		BEST LAP TIME : 58.780		DIFFERENCE : 0.000			
LAP	SECTOR 1	SECTOR 2	LAP TIME	MPH	DIFF	TIME OF DAY	
1 -		24.310	1:09.552	62.52	10.772	15:21:12.163	
2 -	35.205	23.915	59.120 (3)	73.55	0.340	15:22:11.283	
3 -	35.446	23.805	59.251	73.39	0.471	15:23:10.534	
4 -	35.508	24.071	59.579	72.98	0.799	15:24:10.113	
5 -	35.683	24.178	59.861	72.64	1.081	15:25:09.974	
6 -	35.249	23.939	59.188	73.47	0.408	15:26:09.162	
7 -	35.125	24.162	59.287	73.34	0.507	15:27:08.449	
8 -	35.358	23.890	59.248	73.39	0.468	15:28:07.697	
9 -	35.154	23.933	59.087 (2)	73.59	0.307	15:29:06.784	
10 -	35.228	24.334	59.562	73.00	0.782	15:30:06.346	
11 -	35.047	23.733	58.780 (1)	73.98		15:31:05.126	
12 -	35.344	23.855	59.199	73.45	0.419	15:32:04.325	

BMCRC-MRO Championships 2025 - Rnd 1 @ Brands Hatch Indy

BMCRC Thunderbike 500

RACE 14 - SECTOR ANALYSIS



SECTOR 1 = FL to I1, SECTOR 2 = I1 to FL, DIFF = Difference To Personal Best Lap, P = Crossed Finish Line in Pit Lane, D = Time Disallowed

P19 77 C2 Wayne DRAKE			Honda CB500 -			
IDEAL LAP TIME : 59.839		BEST LAP TIME : 59.917		DIFFERENCE : 0.078		
LAP	SECTOR 1	SECTOR 2	LAP TIME	MPH	DIFF	TIME OF DAY
1 -		25.380	1:10.718	61.49	10.801	15:21:13.329
2 -	36.599	24.684	1:01.283	70.95	1.366	15:22:14.612
3 -	36.133	24.417	1:00.550	71.81	0.633	15:23:15.162
4 -	35.849	24.534	1:00.383	72.01	0.466	15:24:15.545
5 -	36.063	24.404	1:00.467	71.91	0.550	15:25:16.012
6 -	36.464	24.488	1:00.952	71.34	1.035	15:26:16.964
7 -	36.059	24.288	1:00.347 (3)	72.05	0.430	15:27:17.311
8 -	36.005	24.437	1:00.442	71.94	0.525	15:28:17.753
9 -	35.599	24.455	1:00.054 (2)	72.41	0.137	15:29:17.807
10 -	36.263	24.550	1:00.813	71.50	0.896	15:30:18.620
11 -	35.866	24.673	1:00.539	71.83	0.622	15:31:19.159
12 -	35.677	24.240	59.917 (1)	72.57		15:32:19.076

P20 78 C3 Richard DWYER (R)			Honda CB500 - R Flint Building and Joinery			
IDEAL LAP TIME : 59.791		BEST LAP TIME : 1:00.172		DIFFERENCE : 0.381		
LAP	SECTOR 1	SECTOR 2	LAP TIME	MPH	DIFF	TIME OF DAY
1 -		24.872	1:10.798	61.42	10.626	15:21:13.409
2 -	37.354	24.942	1:02.296	69.80	2.124	15:22:15.705
3 -	35.525	25.119	1:00.644	71.70	0.472	15:23:16.349
4 -	35.541	24.678	1:00.219 (2)	72.21	0.047	15:24:16.568
5 -	35.824	24.551	1:00.375	72.02	0.203	15:25:16.943
6 -	35.837	25.090	1:00.927	71.37	0.755	15:26:17.870
7 -	35.513	25.720	1:01.233	71.01	1.061	15:27:19.103
8 -	35.819	24.353	1:00.172 (1)	72.26		15:28:19.275
9 -	35.438	25.427	1:00.865	71.44	0.693	15:29:20.140
10 -	36.159	25.048	1:01.207	71.04	1.035	15:30:21.347
11 -	35.859	24.483	1:00.342	72.06	0.170	15:31:21.689
12 -	35.597	24.710	1:00.307 (3)	72.10	0.135	15:32:21.996

P21 59 C3 Calvin GRIMES			Honda CB500 - Lustre Coatings Ltd			
IDEAL LAP TIME : 1:00.585		BEST LAP TIME : 1:00.637		DIFFERENCE : 0.052		
LAP	SECTOR 1	SECTOR 2	LAP TIME	MPH	DIFF	TIME OF DAY
1 -		25.658	1:11.566	60.76	10.929	15:21:14.177
2 -	37.017	24.888	1:01.905	70.24	1.268	15:22:16.082
3 -	36.823	24.975	1:01.798	70.36	1.161	15:23:17.880
4 -	37.499	25.440	1:02.939	69.09	2.302	15:24:20.819
5 -	37.498	24.791	1:02.289	69.81	1.652	15:25:23.108
6 -	36.821	24.772	1:01.593 (3)	70.60	0.956	15:26:24.701
7 -	36.952	24.680	1:01.632	70.55	0.995	15:27:26.333
8 -	36.319	24.318	1:00.637 (1)	71.71		15:28:26.970
9 -	36.610	25.153	1:01.763	70.40	1.126	15:29:28.733
10 -	36.267	24.517	1:00.784 (2)	71.54	0.147	15:30:29.517
11 -	37.122	24.751	1:01.873	70.28	1.236	15:31:31.390

P22 64 C3 Robert FLINT (R)			Honda CB500 - R Flint Building And Joinery			
IDEAL LAP TIME : 1:01.612		BEST LAP TIME : 1:02.038		DIFFERENCE : 0.426		
LAP	SECTOR 1	SECTOR 2	LAP TIME	MPH	DIFF	TIME OF DAY
1 -		25.552	1:12.981	59.58	10.943	15:21:15.592
2 -	37.698	25.500	1:03.198	68.80	1.160	15:22:18.790
3 -	38.794	26.375	1:05.169	66.72	3.131	15:23:23.959
4 -	37.176	25.033	1:02.209	69.90	0.171	15:24:26.168
5 -	37.513	25.208	1:02.721	69.33	0.683	15:25:28.889
6 -	38.014	24.880	1:02.894	69.14	0.856	15:26:31.783
7 -	37.432	24.877	1:02.309	69.79	0.271	15:27:34.092
8 -	37.281	24.797	1:02.078 (2)	70.05	0.040	15:28:36.170
9 -	36.998	25.191	1:02.189 (3)	69.92	0.151	15:29:38.359
10 -	37.129	25.102	1:02.231	69.87	0.193	15:30:40.590
11 -	37.424	24.614	1:02.038 (1)	70.09		15:31:42.628

BMCRC-MRO Championships 2025 - Rnd 1 @ Brands Hatch Indy

BMCRC Thunderbike 500

RACE 14 - SECTOR ANALYSIS



SECTOR 1 = FL to I1, SECTOR 2 = I1 to FL, DIFF = Difference To Personal Best Lap, P = Crossed Finish Line in Pit Lane, D = Time Disallowed

P23 184 C3		Dean CARVER (R)		Honda CB500 - Helmet City			
IDEAL LAP TIME : 57.837		BEST LAP TIME : 57.909		DIFFERENCE : 0.072			
LAP	SECTOR 1	SECTOR 2	LAP TIME	MPH	DIFF	TIME OF DAY	
1 -		23.381	1:06.065	65.82	8.156	15:21:08.676	
2 -	34.542	23.367	57.909 (1)	75.09		15:22:06.585	
3 -	34.811	23.607	58.418	74.43	0.509	15:23:05.003	
4 -	34.827	23.718	58.545	74.27	0.636	15:24:03.548	
5 -	35.621	23.540	59.161	73.50	1.252	15:25:02.709	
6 -	34.703	23.479	58.182 (2)	74.74	0.273	15:26:00.891	
7 -	35.398	23.408	58.806	73.94	0.897	15:26:59.697	
8 -	34.960	23.295	58.255 (3)	74.64	0.346	15:27:57.952	

P24 53 C1		Jake KOURTI		Honda CB500 - Red Mist Ltd/ GK Tree Surgeons Ltd/JWG Moto			
IDEAL LAP TIME : 56.443		BEST LAP TIME : 57.011		DIFFERENCE : 0.568			
LAP	SECTOR 1	SECTOR 2	LAP TIME	MPH	DIFF	TIME OF DAY	
1 -		23.410	1:03.309	68.68	6.298	15:21:05.920	
2 -	34.225	22.786	57.011 (1)	76.27		15:22:02.931	
3 -	34.498	23.122	57.620 (3)	75.47	0.609	15:23:00.551	
4 -	34.491	22.988	57.479 (2)	75.65	0.468	15:23:58.030	
5 -	33.657	24.053	57.710	75.35	0.699	15:24:55.740	

P25 65 C2		Nigel TERRY		Honda CB500 - NTrap Garage Doors			
IDEAL LAP TIME : 1:03.135		BEST LAP TIME : 1:03.670		DIFFERENCE : 0.535			
LAP	SECTOR 1	SECTOR 2	LAP TIME	MPH	DIFF	TIME OF DAY	
1 -		25.100	1:12.245	60.19	8.575	15:21:14.856	
2 -	38.035	25.635	1:03.670 (1)	68.29		15:22:18.526	
3 -	38.871	26.663	1:05.534 (2)	66.35	1.864	15:23:24.060	
4 -	38.667	27.353	1:06.020 (3)	65.86	2.350	15:24:30.080	

BMCRC-MRO Championships 2025 - Rnd 1 @ Brands Hatch Indy

BMCRC Thunderbike 500

RACE 14 - BEST SECTORS

POS	SECTOR 1		SECTOR 2		IDEAL / BEST COMPARISON						
	NO	TIME	NO	TIME	POS	NO	NAME	IDEAL	BEST	DIFF	
								PERFECT LAP	55.501		
1	39	32.980	23	22.521	1	39	NORTH	55.646	55.762	0.116	
2	23	33.171	39	22.666	2	23	KERSHAW	55.692	55.848	0.156	
3	75	33.402	75	22.708	3	75	WOODALL	56.110	56.292	0.182	
4	53	33.657	53	22.786	4	53	KOURTI	56.443	57.011	0.568	
5	93	33.894	7	22.905	5	7	O'HARA	56.814	57.010	0.196	
6	7	33.909	121	23.013	6	93	GREGORY (R)	56.916	56.916	0.000	
7	145	33.977	93	23.022	7	145	MOORE (R)	57.100	57.100	0.000	
8	13	34.032	110	23.064	8	13	BLUNT	57.127	57.255	0.128	
9	110	34.063	13	23.095	9	110	KEARNEY (R)	57.127	57.655	0.528	
10	31	34.077	145	23.123	10	121	DURLING	57.228	57.366	0.138	
11	76	34.112	31	23.164	11	31	MARSHALL	57.241	57.451	0.210	
12	27	34.201	27	23.209	12	76	CARTER	57.410	57.747	0.337	
13	121	34.215	184	23.295	13	27	HAYWARD	57.410	57.490	0.080	
14	29	34.319	76	23.298	14	29	CARVER	57.816	57.964	0.148	
15	26	34.527	26	23.439	15	184	CARVER (R)	57.837	57.909	0.072	
16	184	34.542	29	23.497	16	26	DWYER	57.966	57.966	0.000	
17	777	34.936	777	23.499	17	777	DWYER (R)	58.435	58.577	0.142	
18	69	34.975	69	23.643	18	69	DURLING	58.618	58.619	0.001	
19	22	35.014	22	23.678	19	22	FINCH	58.692	58.792	0.100	
20	172	35.047	172	23.733	20	172	CAMPBELL	58.780	58.780	0.000	
21	78	35.438	77	24.240	21	78	DWYER (R)	59.791	1:00.172	0.381	
22	77	35.599	59	24.318	22	77	DRAKE	59.839	59.917	0.078	
23	59	36.267	78	24.353	23	59	GRIMES	1:00.585	1:00.637	0.052	
24	64	36.998	64	24.614	24	64	FLINT (R)	1:01.612	1:02.038	0.426	
25	65	38.035	65	25.100	25	65	TERRY	1:03.135	1:03.670	0.535	

BMCRC-MRO Championships 2025 - Rnd 1 @ Brands Hatch Indy

BMCRC Thunderbike 500

RACE 14 - STATISTICS

Competitors Started 25
Planned Start 2025-03-16 @ 15:10:00.000
Actual Start 2025-03-16 @ 15:20:02.610
Finish Time 2025-03-16 @ 15:31:25.795
Track Length 1.2079mi.
Total Laps 279
Total Distance Covered 337.0168mi.

Session Fastest Lap History

NO	CL	NAME	LAP TIME	TIME OF DAY	LAP	VEHICLE
23	C2	Adrian KERSHAW	56.696	15:22:02.613	2	Honda CB500
39	C2	Daniel NORTH	56.690	15:23:57.066	4	Honda CB500
75	C2	Peter WOODALL	56.312	15:23:57.247	4	Honda CB500
23	C2	Adrian KERSHAW	56.129	15:26:45.665	7	Honda CB500
23	C2	Adrian KERSHAW	55.956	15:28:38.039	9	Honda CB500
23	C2	Adrian KERSHAW	55.848	15:30:29.880	11	Honda CB500
39	C2	Daniel NORTH	55.762	15:31:26.671	12	Honda CB500

Session Leader History

NO	CL	NAME	FROM LAP	LAPS LED	DISTANCE	VEHICLE
39	C2	Daniel NORTH	1	1	1.20 miles	Honda CB500
23	C2	Adrian KERSHAW	2	11	13.28 miles	Honda CB500

Flag History

TYPE	TIME OF DAY
GREEN	15:20:02.610
FINISH	15:31:25.795

Flag Statistics

TYPE	COUNT	TOTAL LAPS	TOTAL TIME
Green	1	12	12:25.976
Red	0	0	0.000
Safety Car	0	0	0.000
FCY	0	0	0.000

BMCRC-MRO Championships 2025 - Rnd 1 @ Brands Hatch Indy

BMCRC Thunderbike 500

RACE 14 - STATISTICS

CLASS : C1

3 Starters

Fastest Lap History

NO	NAME	LAP TIME	TIME OF DAY	LAP	VEHICLE
53	Jake KOURTI	57.011	15:22:02.946	2	Honda CB500

Leader History

NO	NAME	FROM LAP	LAPS LED	DISTANCE	VEHICLE
53	Jake KOURTI	1	5	6.03 miles	Honda CB500
145	Paddy MOORE (R)	6	7	8.45 miles	Honda CB500

BMCRC-MRO Championships 2025 - Rnd 1 @ Brands Hatch Indy

BMCRC Thunderbike 500

RACE 14 - STATISTICS

CLASS : C2

11 Starters

Fastest Lap History

NO	NAME	LAP TIME	TIME OF DAY	LAP	VEHICLE
23	Adrian KERSHAW	56.696	15:22:02.613	2	Honda CB500
39	Daniel NORTH	56.690	15:23:57.066	4	Honda CB500
75	Peter WOODALL	56.312	15:23:57.247	4	Honda CB500
23	Adrian KERSHAW	56.129	15:26:45.665	7	Honda CB500
23	Adrian KERSHAW	55.956	15:28:38.039	9	Honda CB500
23	Adrian KERSHAW	55.848	15:30:29.880	11	Honda CB500
39	Daniel NORTH	55.762	15:31:26.671	12	Honda CB500

Leader History

NO	NAME	FROM LAP	LAPS LED	DISTANCE	VEHICLE
39	Daniel NORTH	1	1	1.20 miles	Honda CB500
23	Adrian KERSHAW	2	11	13.28 miles	Honda CB500

BMCRC-MRO Championships 2025 - Rnd 1 @ Brands Hatch Indy

BMCRC Thunderbike 500

RACE 14 - STATISTICS

CLASS : C3

11 Starters

Fastest Lap History

NO	NAME	LAP TIME	TIME OF DAY	LAP	VEHICLE
76	Ian CARTER	57.952	15:22:04.904	2	Honda CB500
184	Dean CARVER (R)	57.909	15:22:06.589	2	Honda CB500
93	Ryan GREGORY (R)	57.571	15:24:03.861	4	Honda CB500
93	Ryan GREGORY (R)	57.521	15:28:54.468	9	Honda CB500
93	Ryan GREGORY (R)	56.916	15:30:48.953	11	Honda CB500

Leader History

NO	NAME	FROM LAP	LAPS LED	DISTANCE	VEHICLE
76	Ian CARTER	1	12	14.49 miles	Honda CB500



TW SUSPENSION BMCRC THUNDERBIKE EXTREME & TBR PERFORMANCE BMCRC THUNDERBIKE ULTRA



BMCRC-MRO Championships – Round 1
Brands Hatch Indy
15th/16th March 2025



SPORTS TIMING

TIMING SOLUTIONS LTD

Timing & Results Provided by Timing Solutions Ltd

www.tsl-timing.com



BrandsHatch

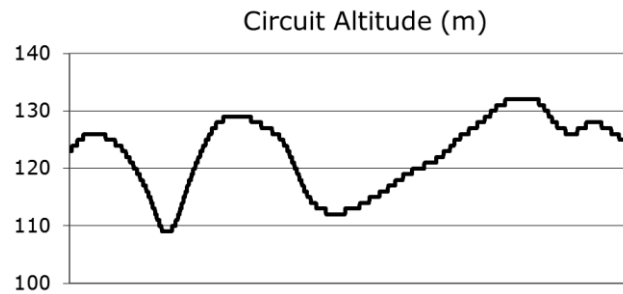
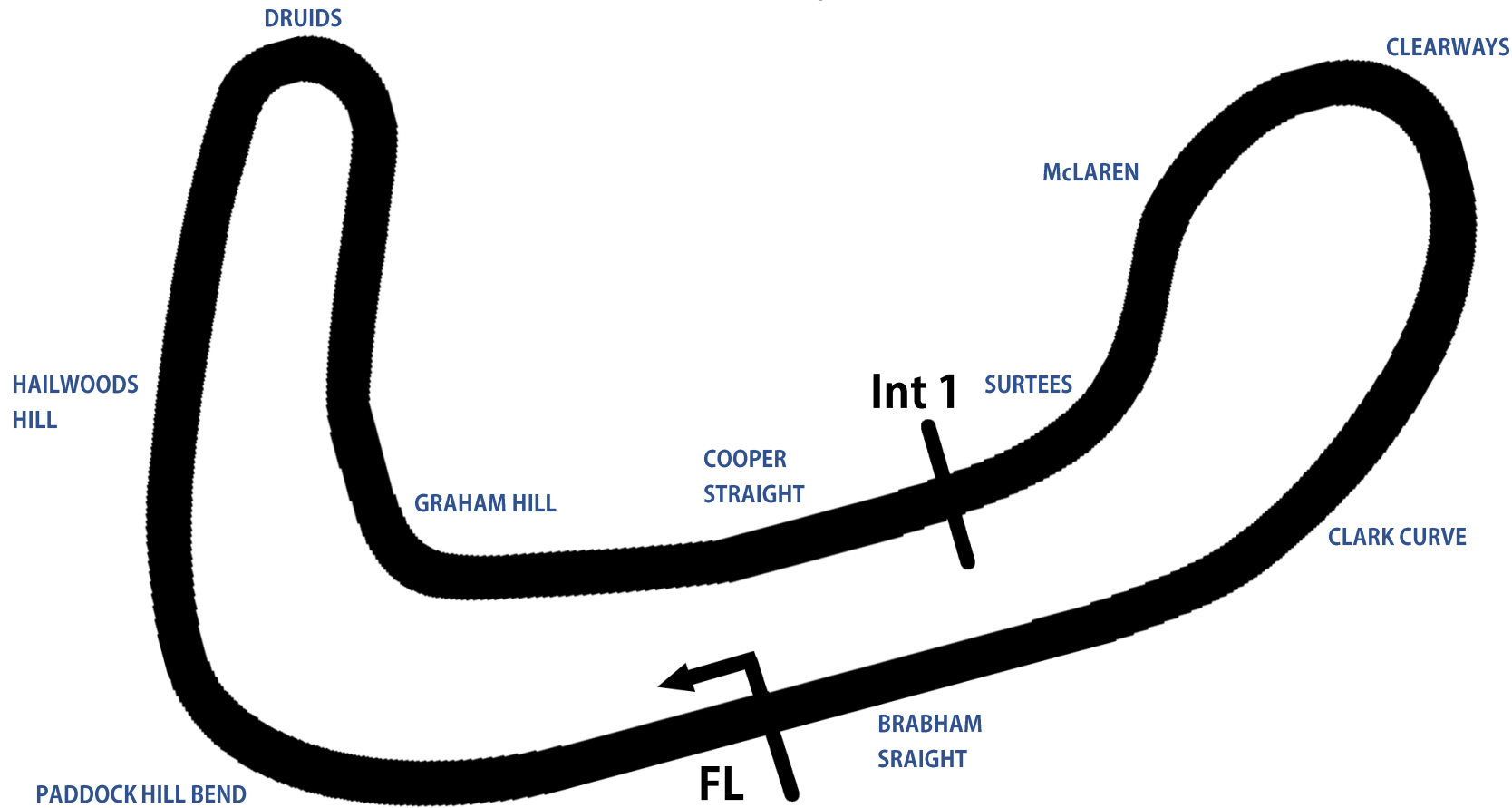
Brands Hatch Indy Circuit

Fawkham, Longfield, Kent, UK




SPORTS TIMING

TIMING SOLUTIONS LTD



Length	1.2079 miles 1.944 km 1944.0 m		
FL		51.36032 N	0.26032 E
Int 1	1112m	51.35934 N	0.25955 E
Pit Entry	1669m	51.35911 N	0.25743 E
Pit Exit	26m after FL	51.36017 N	0.26051 E
Pit Entry - Pit Exit	277m, 19.9s @ 50kph, 16.6s @ 60kph		



BMCRC-MRO Championships 2025 - Rnd 1 @ Brands Hatch Indy

BMCRC Thunderbike Ultra & Extreme

QUALIFYING - CLASSIFICATION

POS	NO	CL	PIC	NAME	ENTRY	TIME	ON	LAPS	GAP	DIFF	MPH
1	47	U	1	Daryl DANCE	YAMAHA YZF R1 - 2 brothers scaffolding	50.885	8	11			85.45
2	78	U	2	Jamie THOMAS	Suzuki GSXR 1000 - Team RubyRacing	51.057	3	12	0.172	0.172	85.17
3	85	U	3	Clinton WOOD	Suzuki GSXR1000 - Clinton Wood	51.078	3	9	0.193	0.021	85.13
4	102	U	4	James FEARN	Suzuki GSXR1000 - Greenplant satellite team	51.079	7	11	0.194	0.001	85.13
5	19	U	5	Tyler DONOVAN	Kawasaki ZX10R - Tinder Corp	51.081	7	10	0.196	0.002	85.13
6	25	U	6	Haydon SMITH	Kawasaki ZXR 750 - Shelf & Rail Co.	51.133	10	10	0.248	0.052	85.04
7	3	U	7	Chad HASHMI	Suzuki GSXR1000 -	51.514	4	6	0.629	0.381	84.41
8	23	U	8	Justin ROSE	Yamaha R1 - J. Rose roofing services	51.759	10	11	0.874	0.245	84.01
9	69	E	1	Tony RUSSO	Suzuki GSXR 750 - Wymark Lubricants	52.259	10	11	1.374	0.500	83.21
10	81	E	2	Darren CORKETT	Suzuki GSXR 750 - Jackson & Phillips	52.297	11	11	1.412	0.038	83.15
11	53	U	9	Seamus McGLYNN	- S and d build and design Ltd	52.342	7	11	1.457	0.045	83.08
12	87	E	3	Ben DOOLAN	Yamaha R6 - my wallet	52.478	8	11	1.593	0.136	82.86
13	48	E	4	Shaun WALLIS	Yamaha R6 (X) - MBC Despatch Racing	52.516	11	11	1.631	0.038	82.80
14	20	U	10	Connor SWYER	SUZUKI GSXR 1000 K6 - WSC Performace & lleithyr fa	52.612	10	11	1.727	0.096	82.65
15	141	U	11	Ramone HUNTE	Kawasaki ZX10R - my wallet.com	53.097	3	7	2.212	0.485	81.89
16	6	E	5	Andrew FIRTH	Yamaha YZF-R1 - IMP Racing	53.303	11	11	2.418	0.206	81.58
17	63	U	12	Matthew WREN	Suzuki GSXR - TBR performance	53.310	10	10	2.425	0.007	81.57
18	154	E	6	Adam JAMISON	- Team AJR	53.587	9	11	2.702	0.277	81.15
19	4	U	13	Hayden KILLWORTH	- Amy - Helmet City - GreenplantUK	53.686	6	11	2.801	0.099	81.00
20	82	E	7	Matt HINNELLS	Honda CBR 954RR FIREBLADE - FH82Racing	54.014	9	11	3.129	0.328	80.50
21	129	E	8	Derek CRIPPS	Yamaha R1 - Team FBR	54.425	6	11	3.540	0.411	79.90
22	115	U	14	Tony KEILTY	Suzuki GSXR 1000 - Eat Your Heart Out	54.803	7	7	3.918	0.378	79.34
23	33	E	9	Mark BISWELL	Yamaha YZF-R6 - Bizzle Bikesport	55.438	5	5	4.553	0.635	78.44
24	51	E	10	Paul BEESLEY	Aprilia MILLIE RSV -	55.505	7	7	4.620	0.067	78.34
25	86	U	15	Jason CHERRY	Aprilia RSV 1000R -	55.729	8	10	4.844	0.224	78.03
26	8	U	16	Dave SAUNDERS	Suzuki GSXR1000 - Mum/Dad/JW MOT/Parks Utility	56.120	10	10	5.235	0.391	77.48
27	89	E	11	Daryl SKINNS	Suzuki GSXR 750 -	56.377	10	10	5.492	0.257	77.13
28	606	U	17	Piotr GAWALUCH	Suzuki 750 GSXR K8 -	56.701	5	7	5.816	0.324	76.69
29	88	E	12	George PRINOS	Ducati 996 - Kappa Planning Ltd	57.056	5	10	6.171	0.355	76.21
30	64	E	13	Keith CHAMBERS	Suzuki GSXR 750 - Amanda Chambers	59.335	4	6	8.450	2.279	73.28
31	24	U	18	Mark REYNOLDS	Yamaha R1 4C8 -	1:01.894	9	9	11.009	2.559	70.25
32	124	E	14	Gareth SKINNER	Aprilia RSVR - Two4 Suspension			0			

Weather / Track : Cloudy / Dry

Date: 15/03/2025 Start: 11:52 Finish: 12:02

These results are provisional until the conclusion of any judicial and technical matters.

Brands Hatch Indy: 1.2079 miles

Clerk Of Course:

Timekeeper:

Craig Smith



Results can be found at www.tsl-timing.com

Printed - 12:04 Saturday, 15 March 2025



BMCRC-MRO Championships 2025 - Rnd 1 @ Brands Hatch Indy

BMCRC Thunderbike Ultra & Extreme

QUALIFYING - SECTOR ANALYSIS



SECTOR 1 = FL to I1, SECTOR 2 = I1 to FL, DIFF = Difference To Personal Best Lap, P = Crossed Finish Line in Pit Lane, D = Time Disallowed

P1 47 U		Daryl DANCE		YAMAHA YZF R1 - 2 brothers scaffolding			
IDEAL LAP TIME : 50.729		BEST LAP TIME : 50.885		DIFFERENCE : 0.156			
LAP	SECTOR 1	SECTOR 2	LAP TIME	MPH	DIFF	TIME OF DAY	
1 -	30.970	20.581	51.551	84.35	0.666	11:53:56.918	
2 -	30.809	20.654	51.463 (3)	84.49	0.578	11:54:48.381	
3 -	30.395	20.753	51.148 (2)	85.02	0.263	11:55:39.529	
4 -	31.515	21.025	52.540	82.76	1.655	11:56:32.069	
5 -	30.992	IN PIT	1:21.821 P	53.14	30.936	11:57:53.890	
6 -	OUTLAP	20.512	55.881	77.81	4.996	11:58:49.771	
7 -	32.409	21.415	53.824	80.79	2.939	11:59:43.595	
8 -	30.551	20.334	50.885 (1)	85.45		12:00:34.480	
9 -	31.240	20.337	51.577	84.31	0.692	12:01:26.057	
10 -	31.578	20.454	52.032	83.57	1.147	12:02:18.089	
11 -	30.846	21.109	51.955	83.69	1.070	12:03:10.044	

P2 78 U		Jamie THOMAS		Suzuki GSXR 1000 - Team RubyRacing			
IDEAL LAP TIME : 51.029		BEST LAP TIME : 51.057		DIFFERENCE : 0.028			
LAP	SECTOR 1	SECTOR 2	LAP TIME	MPH	DIFF	TIME OF DAY	
1 -	31.874	20.906	52.780	82.39	1.723	11:54:01.923	
2 -	30.839	20.495	51.334 (3)	84.71	0.277	11:54:53.257	
3 -	30.779	20.278	51.057 (1)	85.17		11:55:44.314	
4 -	30.869	20.564	51.433	84.54	0.376	11:56:35.747	
5 -	31.424	20.663	52.087	83.48	1.030	11:57:27.834	
6 -	30.816	20.250	51.066 (2)	85.15	0.009	11:58:18.900	
7 -	31.411	20.445	51.856	83.85	0.799	11:59:10.756	
8 -	31.996	20.945	52.941	82.14	1.884	12:00:03.697	
9 -	31.488	21.142	52.630	82.62	1.573	12:00:56.327	
10 -	31.770	21.288	53.058	81.95	2.001	12:01:49.385	
11 -	31.442	20.877	52.319	83.11	1.262	12:02:41.704	
12 -	32.204	21.153	53.357	81.50	2.300	12:03:35.061	

P3 85 U		Clinton WOOD		Suzuki GSXR1000 - Clinton Wood			
IDEAL LAP TIME : 51.078		BEST LAP TIME : 51.078		DIFFERENCE : 0.000			
LAP	SECTOR 1	SECTOR 2	LAP TIME	MPH	DIFF	TIME OF DAY	
1 -	31.736	21.253	52.989	82.06	1.911	11:54:02.852	
2 -	30.926	20.771	51.697 (2)	84.11	0.619	11:54:54.549	
3 -	30.500	20.578	51.078 (1)	85.13		11:55:45.627	
4 -	30.719	23.542	54.261	80.14	3.183	11:56:39.888	
5 -	31.680	21.154	52.834	82.30	1.756	11:57:32.722	
6 -	31.427	21.157	52.584	82.69	1.506	11:58:25.306	
7 -	30.812	20.960	51.772 (3)	83.99	0.694	11:59:17.078	
8 -	31.342	20.861	52.203	83.30	1.125	12:00:09.281	
9 -	31.506	21.427	52.933	82.15	1.855	12:01:02.214	

P4 102 U		James FEARN		Suzuki GSXR1000 - Greenplant satellite team			
IDEAL LAP TIME : 50.977		BEST LAP TIME : 51.079		DIFFERENCE : 0.102			
LAP	SECTOR 1	SECTOR 2	LAP TIME	MPH	DIFF	TIME OF DAY	
1 -	33.781	21.106	54.887	79.22	3.808	11:54:06.448	
2 -	31.939	20.777	52.716	82.49	1.637	11:54:59.164	
3 -	31.440	20.399	51.839	83.88	0.760	11:55:51.003	
4 -	31.012	20.542	51.554 (3)	84.35	0.475	11:56:42.557	
5 -	30.998	20.609	51.607	84.26	0.528	11:57:34.164	
6 -	31.233	21.071	52.304	83.14	1.225	11:58:26.468	
7 -	30.772	20.307	51.079 (1)	85.13		11:59:17.547	
8 -	31.022	20.768	51.790	83.96	0.711	12:00:09.337	
9 -	31.432	20.376	51.808	83.93	0.729	12:01:01.145	
10 -	30.670	20.473	51.143 (2)	85.02	0.064	12:01:52.288	
11 -	31.108	21.237	52.345	83.07	1.266	12:02:44.633	

BMCRC-MRO Championships 2025 - Rnd 1 @ Brands Hatch Indy

BMCRC Thunderbike Ultra & Extreme

QUALIFYING - SECTOR ANALYSIS



SECTOR 1 = FL to I1, SECTOR 2 = I1 to FL, DIFF = Difference To Personal Best Lap, P = Crossed Finish Line in Pit Lane, D = Time Disallowed

P5		19 U		Tyler DONOVAN		Kawasaki ZX10R - Tinder Corp	
IDEAL LAP TIME : 50.831		BEST LAP TIME : 51.081		DIFFERENCE : 0.250			
LAP	SECTOR 1	SECTOR 2	LAP TIME	MPH	DIFF	TIME OF DAY	
1 -	33.086	21.290	54.376	79.97	3.295	11:54:06.105	
2 -	31.046	20.632	51.678	84.14	0.597	11:54:57.783	
3 -	31.176	20.637	51.813	83.92	0.732	11:55:49.596	
4 -	30.888	21.260	52.148	83.38	1.067	11:56:41.744	
5 -	31.519	20.510	52.029	83.58	0.948	11:57:33.773	
6 -	31.173	20.994	52.167	83.35	1.086	11:58:25.940	
7 -	30.461	20.620	51.081 (1)	85.13		11:59:17.021	
8 -	30.733	20.370	51.103 (2)	85.09	0.022	12:00:08.124	
9 -	31.128	20.515	51.643 (3)	84.20	0.562	12:00:59.767	
10 -	30.765	20.956	51.721	84.07	0.640	12:01:51.488	

P6		25 U		Haydon SMITH		Kawasaki ZXR 750 - Shelf & Rail Co.	
IDEAL LAP TIME : 50.944		BEST LAP TIME : 51.133		DIFFERENCE : 0.189			
LAP	SECTOR 1	SECTOR 2	LAP TIME	MPH	DIFF	TIME OF DAY	
1 -	35.060	23.247	58.307	74.58	7.174	11:54:14.103	
2 -	33.157	21.686	54.843	79.29	3.710	11:55:08.946	
3 -	31.973	21.606	53.579	81.16	2.446	11:56:02.525	
4 -	31.738	22.061	53.799	80.83	2.666	11:56:56.324	
5 -	31.993	IN PIT	1:30.551	P 48.02	39.418	11:58:26.875	
6 -	OUTLAP	21.524	57.515	75.60	6.382	11:59:24.390	
7 -	31.334	21.047	52.381	83.01	1.248	12:00:16.771	
8 -	30.978	20.805	51.783 (3)	83.97	0.650	12:01:08.554	
9 -	30.703	20.735	51.438 (2)	84.54	0.305	12:01:59.992	
10 -	30.209	20.924	51.133 (1)	85.04		12:02:51.125	

P7		3 U		Chad HASHMI		Suzuki GSXR1000 -	
IDEAL LAP TIME : 51.438		BEST LAP TIME : 51.514		DIFFERENCE : 0.076			
LAP	SECTOR 1	SECTOR 2	LAP TIME	MPH	DIFF	TIME OF DAY	
1 -	OUTLAP	21.765	59.001	73.70	7.487	11:55:08.358	
2 -	30.874	20.761	51.635 (2)	84.21	0.121	11:55:59.993	
3 -	37.905	23.240	1:01.145	71.11	9.631	11:57:01.138	
4 -	30.677	20.837	51.514 (1)	84.41		11:57:52.652	
5 -	30.819	21.076	51.895 (3)	83.79	0.381	11:58:44.547	
6 -	32.167	21.894	54.061	80.43	2.547	11:59:38.608	

P8		23 U		Justin ROSE		Yamaha R1 - J. Rose roofing services	
IDEAL LAP TIME : 51.710		BEST LAP TIME : 51.759		DIFFERENCE : 0.049			
LAP	SECTOR 1	SECTOR 2	LAP TIME	MPH	DIFF	TIME OF DAY	
1 -	34.541	21.975	56.516	76.94	4.757	11:54:25.079	
2 -	32.352	20.821	53.173	81.78	1.414	11:55:18.252	
3 -	32.540	21.144	53.684	81.00	1.925	11:56:11.936	
4 -	31.651	20.645	52.296	83.15	0.537	11:57:04.232	
5 -	31.657	20.699	52.356	83.05	0.597	11:57:56.588	
6 -	32.040	20.668	52.708	82.50	0.949	11:58:49.296	
7 -	31.850	21.149	52.999	82.05	1.240	11:59:42.295	
8 -	31.319	20.444	51.763 (2)	84.00	0.004	12:00:34.058	
9 -	31.371	20.542	51.913 (3)	83.76	0.154	12:01:25.971	
10 -	31.266	20.493	51.759 (1)	84.01		12:02:17.730	
11 -	32.692	20.508	53.200	81.74	1.441	12:03:10.930	

BMCRC-MRO Championships 2025 - Rnd 1 @ Brands Hatch Indy

BMCRC Thunderbike Ultra & Extreme

QUALIFYING - SECTOR ANALYSIS



SECTOR 1 = FL to I1, SECTOR 2 = I1 to FL, DIFF = Difference To Personal Best Lap, P = Crossed Finish Line in Pit Lane, D = Time Disallowed

P9 69 E Tony RUSSO			Suzuki GSXR 750 - Wymark Lubricants			
IDEAL LAP TIME : 51.976		BEST LAP TIME : 52.259		DIFFERENCE : 0.283		
LAP	SECTOR 1	SECTOR 2	LAP TIME	MPH	DIFF	TIME OF DAY
1 -	35.690	22.480	58.170	74.75	5.911	11:54:10.204
2 -	33.632	21.281	54.913	79.19	2.654	11:55:05.117
3 -	32.535	20.843	53.378	81.46	1.119	11:55:58.495
4 -	32.404	21.405	53.809	80.81	1.550	11:56:52.304
5 -	32.993	20.863	53.856	80.74	1.597	11:57:46.160
6 -	32.231	20.682	52.913	82.18	0.654	11:58:39.073
7 -	31.831	21.347	53.178	81.77	0.919	11:59:32.251
8 -	31.946	20.700	52.646 (3)	82.60	0.387	12:00:24.897
9 -	32.312	21.605	53.917	80.65	1.658	12:01:18.814
10 -	31.294	20.965	52.259 (1)	83.21		12:02:11.073
11 -	31.692	20.701	52.393 (2)	82.99	0.134	12:03:03.466

P10 81 E Darren CORKETT			Suzuki GSXR 750 - Jackson & Phillips			
IDEAL LAP TIME : 52.297		BEST LAP TIME : 52.297		DIFFERENCE : 0.000		
LAP	SECTOR 1	SECTOR 2	LAP TIME	MPH	DIFF	TIME OF DAY
1 -	35.301	23.252	58.553	74.26	6.256	11:54:23.316
2 -	35.295	22.262	57.557	75.55	5.260	11:55:20.873
3 -	32.904	21.862	54.766	79.40	2.469	11:56:15.639
4 -	32.371	21.654	54.025	80.49	1.728	11:57:09.664
5 -	31.705	21.444	53.149 (3)	81.81	0.852	11:58:02.813
6 -	31.954	21.389	53.343	81.52	1.046	11:58:56.156
7 -	31.418	21.216	52.634 (2)	82.61	0.337	11:59:48.790
8 -	32.773	21.080	53.853	80.74	1.556	12:00:42.643
9 -	31.961	21.494	53.455	81.35	1.158	12:01:36.098
10 -	32.122	21.439	53.561	81.18	1.264	12:02:29.659
11 -	31.221	21.076	52.297 (1)	83.15		12:03:21.956

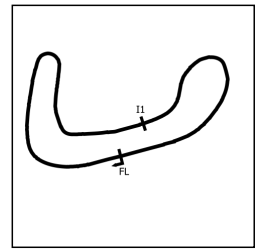
P11 53 U Seamus McGLYNN			- S and d build and design Ltd			
IDEAL LAP TIME : 51.853		BEST LAP TIME : 52.342		DIFFERENCE : 0.489		
LAP	SECTOR 1	SECTOR 2	LAP TIME	MPH	DIFF	TIME OF DAY
1 -	33.984	21.901	55.885	77.81	3.543	11:54:02.593
2 -	32.722	21.765	54.487	79.80	2.145	11:54:57.080
3 -	32.642	21.247	53.889	80.69	1.547	11:55:50.969
4 -	32.365	21.630	53.995	80.53	1.653	11:56:44.964
5 -	32.443	22.085	54.528	79.74	2.186	11:57:39.492
6 -	31.687	21.085	52.772	82.40	0.430	11:58:32.264
7 -	31.667	20.675	52.342 (1)	83.08		11:59:24.606
8 -	32.116	21.883	53.999	80.53	1.657	12:00:18.605
9 -	31.178	21.712	52.890	82.21	0.548	12:01:11.495
10 -	31.556	21.004	52.560 (2)	82.73	0.218	12:02:04.055
11 -	31.589	21.178	52.767 (3)	82.41	0.425	12:02:56.822

P12 87 E Ben DOOLAN			Yamaha R6 - my wallet			
IDEAL LAP TIME : 52.454		BEST LAP TIME : 52.478		DIFFERENCE : 0.024		
LAP	SECTOR 1	SECTOR 2	LAP TIME	MPH	DIFF	TIME OF DAY
1 -	34.930	22.075	57.005	76.28	4.527	11:54:07.624
2 -	33.370	21.444	54.814	79.33	2.336	11:55:02.438
3 -	32.254	21.739	53.993	80.54	1.515	11:55:56.431
4 -	32.026	20.988	53.014	82.02	0.536	11:56:49.445
5 -	32.501	21.669	54.170	80.27	1.692	11:57:43.615
6 -	32.722	21.772	54.494	79.79	2.016	11:58:38.109
7 -	32.141	21.348	53.489	81.29	1.011	11:59:31.598
8 -	31.590	20.888	52.478 (1)	82.86		12:00:24.076
9 -	32.661	21.160	53.821	80.79	1.343	12:01:17.897
10 -	31.813	21.066	52.879 (3)	82.23	0.401	12:02:10.776
11 -	31.566	20.990	52.556 (2)	82.74	0.078	12:03:03.332

BMCRC-MRO Championships 2025 - Rnd 1 @ Brands Hatch Indy

BMCRC Thunderbike Ultra & Extreme

QUALIFYING - SECTOR ANALYSIS



SECTOR 1 = FL to I1, SECTOR 2 = I1 to FL, DIFF = Difference To Personal Best Lap, P = Crossed Finish Line in Pit Lane, D = Time Disallowed

P13 48 E		Shaun WALLIS		Yamaha R6 (X) - MBC Despatch Racing			
IDEAL LAP TIME : 52.345		BEST LAP TIME : 52.516		DIFFERENCE : 0.171			
LAP	SECTOR 1	SECTOR 2	LAP TIME	MPH	DIFF	TIME OF DAY	
1 -	33.537	21.839	55.376	78.52	2.860	11:54:06.345	
2 -	32.964	21.381	54.345	80.01	1.829	11:55:00.690	
3 -	32.167	22.086	54.253	80.15	1.737	11:55:54.943	
4 -	31.526	21.232	52.758	82.42	0.242	11:56:47.701	
5 -	31.470	21.405	52.875	82.24	0.359	11:57:40.576	
6 -	31.480	21.199	52.679 (3)	82.54	0.163	11:58:33.255	
7 -	31.532	21.004	52.536 (2)	82.77	0.020	11:59:25.791	
8 -	31.825	21.987	53.812	80.81	1.296	12:00:19.603	
9 -	31.341	21.483	52.824	82.32	0.308	12:01:12.427	
10 -	31.748	21.358	53.106	81.88	0.590	12:02:05.533	
11 -	31.491	21.025	52.516 (1)	82.80		12:02:58.049	

P14 20 U		Connor SWYER		SUZUKI GSXR 1000 K6 - WSC Performace & lleithyr farm & dac			
IDEAL LAP TIME : 52.612		BEST LAP TIME : 52.612		DIFFERENCE : 0.000			
LAP	SECTOR 1	SECTOR 2	LAP TIME	MPH	DIFF	TIME OF DAY	
1 -	33.139	21.864	55.003	79.06	2.391	11:54:08.192	
2 -	32.356	21.443	53.799	80.83	1.187	11:55:01.991	
3 -	32.085	21.721	53.806	80.82	1.194	11:55:55.797	
4 -	32.076	21.333	53.409	81.42	0.797	11:56:49.206	
5 -	32.503	21.681	54.184	80.25	1.572	11:57:43.390	
6 -	32.720	21.712	54.432	79.89	1.820	11:58:37.822	
7 -	32.751	21.948	54.699	79.50	2.087	11:59:32.521	
8 -	32.137	21.023	53.160 (2)	81.80	0.548	12:00:25.681	
9 -	31.735	21.641	53.376 (3)	81.47	0.764	12:01:19.057	
10 -	31.689	20.923	52.612 (1)	82.65		12:02:11.669	
11 -	32.158	21.624	53.782	80.85	1.170	12:03:05.451	

P15 141 U		Ramone HUNTE		Kawasaki ZX10R - my wallet.com			
IDEAL LAP TIME : 52.616		BEST LAP TIME : 53.097		DIFFERENCE : 0.481			
LAP	SECTOR 1	SECTOR 2	LAP TIME	MPH	DIFF	TIME OF DAY	
1 -	32.537	21.757	54.294	80.09	1.197	11:54:29.955	
2 -	32.432	21.411	53.843 (3)	80.76	0.746	11:55:23.798	
3 -	31.744	21.353	53.097 (1)	81.89		11:56:16.895	
4 -	32.419	20.872	53.291 (2)	81.60	0.194	11:57:10.186	
5 -	31.811	IN PIT	3:51.261 P	18.80	2:58.164	12:01:01.447	
6 -	OUTLAP	23.752	1:06.676	65.21	13.579	12:02:08.123	
7 -	32.914	22.267	55.181	78.80	2.084	12:03:03.304	

P16 6 E		Andrew FIRTH		Yamaha YZF-R1 - IMP Racing			
IDEAL LAP TIME : 53.273		BEST LAP TIME : 53.303		DIFFERENCE : 0.030			
LAP	SECTOR 1	SECTOR 2	LAP TIME	MPH	DIFF	TIME OF DAY	
1 -	33.233	22.360	55.593	78.22	2.290	11:54:10.297	
2 -	32.900	21.347	54.247	80.16	0.944	11:55:04.544	
3 -	32.060	21.530	53.590 (2)	81.14	0.287	11:55:58.134	
4 -	32.610	21.481	54.091	80.39	0.788	11:56:52.225	
5 -	32.574	21.640	54.214	80.21	0.911	11:57:46.439	
6 -	32.546	21.570	54.116	80.35	0.813	11:58:40.555	
7 -	32.228	21.745	53.973	80.56	0.670	11:59:34.528	
8 -	32.628	21.391	54.019	80.50	0.716	12:00:28.547	
9 -	32.168	21.508	53.676 (3)	81.01	0.373	12:01:22.223	
10 -	32.304	21.766	54.070	80.42	0.767	12:02:16.293	
11 -	31.926	21.377	53.303 (1)	81.58		12:03:09.596	

BMCRC-MRO Championships 2025 - Rnd 1 @ Brands Hatch Indy

BMCRC Thunderbike Ultra & Extreme

QUALIFYING - SECTOR ANALYSIS



SECTOR 1 = FL to I1, SECTOR 2 = I1 to FL, DIFF = Difference To Personal Best Lap, P = Crossed Finish Line in Pit Lane, D = Time Disallowed

P17 63 U		Matthew WREN		Suzuki GSXR - TBR performance			
IDEAL LAP TIME : 53.310		BEST LAP TIME : 53.310		DIFFERENCE : 0.000			
LAP	SECTOR 1	SECTOR 2	LAP TIME	MPH	DIFF	TIME OF DAY	
1 -	35.730	23.118	58.848	73.89	5.538	11:54:28.464	
2 -	34.063	22.623	56.686	76.71	3.376	11:55:25.150	
3 -	33.761	22.386	56.147	77.45	2.837	11:56:21.297	
4 -	33.398	21.858	55.256	78.69	1.946	11:57:16.553	
5 -	33.196	22.112	55.308	78.62	1.998	11:58:11.861	
6 -	33.099	21.934	55.033	79.01	1.723	11:59:06.894	
7 -	32.840	21.801	54.641 (3)	79.58	1.331	12:00:01.535	
8 -	32.627	21.776	54.403 (2)	79.93	1.093	12:00:55.938	
9 -	32.629	22.806	55.435	78.44	2.125	12:01:51.373	
10 -	31.922	21.388	53.310 (1)	81.57		12:02:44.683	

P18 154 E		Adam JAMISON		- Team AJR			
IDEAL LAP TIME : 53.571		BEST LAP TIME : 53.587		DIFFERENCE : 0.016			
LAP	SECTOR 1	SECTOR 2	LAP TIME	MPH	DIFF	TIME OF DAY	
1 -	33.926	22.398	56.324	77.20	2.737	11:54:06.141	
2 -	33.430	21.943	55.373	78.53	1.786	11:55:01.514	
3 -	32.588	22.259	54.847	79.28	1.260	11:55:56.361	
4 -	32.766	21.682	54.448	79.86	0.861	11:56:50.809	
5 -	32.363	21.781	54.144	80.31	0.557	11:57:44.953	
6 -	32.474	21.716	54.190	80.24	0.603	11:58:39.143	
7 -	32.434	21.570	54.004 (2)	80.52	0.417	11:59:33.147	
8 -	32.620	21.711	54.331	80.03	0.744	12:00:27.478	
9 -	32.001	21.586	53.587 (1)	81.15		12:01:21.065	
10 -	33.245	22.042	55.287	78.65	1.700	12:02:16.352	
11 -	32.402	21.679	54.081 (3)	80.40	0.494	12:03:10.433	

P19 4 U		Hayden KILLWORTH		- Amy - Helmet City - GreenplantUK			
IDEAL LAP TIME : 53.686		BEST LAP TIME : 53.686		DIFFERENCE : 0.000			
LAP	SECTOR 1	SECTOR 2	LAP TIME	MPH	DIFF	TIME OF DAY	
1 -	37.274	23.122	1:00.396	72.00	6.710	11:54:24.969	
2 -	34.152	22.454	56.606	76.82	2.920	11:55:21.575	
3 -	34.002	22.305	56.307	77.23	2.621	11:56:17.882	
4 -	33.143	22.324	55.467	78.39	1.781	11:57:13.349	
5 -	33.862	22.593	56.455	77.02	2.769	11:58:09.804	
6 -	32.379	21.307	53.686 (1)	81.00		11:59:03.490	
7 -	32.456	21.651	54.107 (2)	80.37	0.421	11:59:57.597	
8 -	33.364	21.658	55.022	79.03	1.336	12:00:52.619	
9 -	33.078	21.471	54.549	79.71	0.863	12:01:47.168	
10 -	32.726	21.609	54.335 (3)	80.03	0.649	12:02:41.503	
11 -	32.899	21.813	54.712	79.48	1.026	12:03:36.215	

P20 82 E		Matt HINNELLS		Honda CBR 954RR FIREBLADE - FH82Racing			
IDEAL LAP TIME : 53.982		BEST LAP TIME : 54.014		DIFFERENCE : 0.032			
LAP	SECTOR 1	SECTOR 2	LAP TIME	MPH	DIFF	TIME OF DAY	
1 -	37.073	23.200	1:00.273	72.14	6.259	11:54:19.142	
2 -	34.720	22.414	57.134	76.11	3.120	11:55:16.276	
3 -	33.941	21.976	55.917	77.76	1.903	11:56:12.193	
4 -	33.413	21.584	54.997	79.06	0.983	11:57:07.190	
5 -	32.608	21.674	54.282 (3)	80.11	0.268	11:58:01.472	
6 -	33.061	21.605	54.666	79.54	0.652	11:58:56.138	
7 -	32.831	21.626	54.457	79.85	0.443	11:59:50.595	
8 -	33.256	21.771	55.027	79.02	1.013	12:00:45.622	
9 -	32.537	21.477	54.014 (1)	80.50		12:01:39.636	
10 -	32.738	21.578	54.316	80.06	0.302	12:02:33.952	
11 -	32.505	21.528	54.033 (2)	80.48	0.019	12:03:27.985	

BMCRC-MRO Championships 2025 - Rnd 1 @ Brands Hatch Indy

BMCRC Thunderbike Ultra & Extreme

QUALIFYING - SECTOR ANALYSIS



SECTOR 1 = FL to I1, SECTOR 2 = I1 to FL, DIFF = Difference To Personal Best Lap, P = Crossed Finish Line in Pit Lane, D = Time Disallowed

P21 129 E		Derek CRIPPS		Yamaha R1 - Team FBR		
IDEAL LAP TIME : 54.141		BEST LAP TIME : 54.425		DIFFERENCE : 0.284		
LAP	SECTOR 1	SECTOR 2	LAP TIME	MPH	DIFF	TIME OF DAY
1 -	36.940	23.605	1:00.545	71.82	6.120	11:54:23.085
2 -	34.737	22.412	57.149	76.09	2.724	11:55:20.234
3 -	33.052	22.633	55.685	78.09	1.260	11:56:15.919
4 -	34.520	22.623	57.143	76.10	2.718	11:57:13.062
5 -	32.686	22.549	55.235	78.72	0.810	11:58:08.297
6 -	32.530	21.895	54.425 (1)	79.90		11:59:02.722
7 -	32.588	21.955	54.543	79.72	0.118	11:59:57.265
8 -	32.310	22.128	54.438 (2)	79.88	0.013	12:00:51.703
9 -	32.789	22.333	55.122	78.89	0.697	12:01:46.825
10 -	32.661	21.831	54.492 (3)	79.80	0.067	12:02:41.317
11 -	32.627	22.337	54.964	79.11	0.539	12:03:36.281

P22 115 U		Tony KEILTY		Suzuki GSXR 1000 - Eat Your Heart Out		
IDEAL LAP TIME : 54.649		BEST LAP TIME : 54.803		DIFFERENCE : 0.154		
LAP	SECTOR 1	SECTOR 2	LAP TIME	MPH	DIFF	TIME OF DAY
1 -	OUTLAP	23.044	1:02.423	69.66	7.620	11:54:43.707
2 -	34.284	21.991	56.275	77.27	1.472	11:55:39.982
3 -	33.722	22.293	56.015	77.63	1.212	11:56:35.997
4 -	33.614	21.742	55.356 (3)	78.55	0.553	11:57:31.353
5 -	33.611	21.945	55.556	78.27	0.753	11:58:26.909
6 -	32.907	21.963	54.870 (2)	79.25	0.067	11:59:21.779
7 -	33.044	21.759	54.803 (1)	79.34		12:00:16.582

P23 33 E		Mark BISWELL		Yamaha YZF-R6 - Bizzle Bikesport		
IDEAL LAP TIME : 55.150		BEST LAP TIME : 55.438		DIFFERENCE : 0.288		
LAP	SECTOR 1	SECTOR 2	LAP TIME	MPH	DIFF	TIME OF DAY
1 -	36.678	22.778	59.456 (3)	73.13	4.018	11:54:21.174
2 -	33.848	22.146	55.994 (2)	77.66	0.556	11:55:17.168
3 -	33.444	IN PIT	1:59.372 P	36.42	1:03.934	11:57:16.540
4 -	OUTLAP	21.919	1:01.590	70.60	6.152	11:58:18.130
5 -	33.231	22.207	55.438 (1)	78.44		11:59:13.568

P24 51 E		Paul BEESLEY		Aprilia MILLIE RSV -		
IDEAL LAP TIME : 55.463		BEST LAP TIME : 55.505		DIFFERENCE : 0.042		
LAP	SECTOR 1	SECTOR 2	LAP TIME	MPH	DIFF	TIME OF DAY
1 -	36.610	24.650	1:01.260	70.98	5.755	11:54:18.375
2 -	34.541	23.510	58.051	74.91	2.546	11:55:16.426
3 -	34.631	22.874	57.505	75.62	2.000	11:56:13.931
4 -	33.632	22.462	56.094	77.52	0.589	11:57:10.025
5 -	33.571	22.257	55.828 (3)	77.89	0.323	11:58:05.853
6 -	33.478	22.333	55.811 (2)	77.91	0.306	11:59:01.664
7 -	33.270	22.235	55.505 (1)	78.34		11:59:57.169

P25 86 U		Jason CHERRY		Aprilia RSV 1000R -		
IDEAL LAP TIME : 55.405		BEST LAP TIME : 55.729		DIFFERENCE : 0.324		
LAP	SECTOR 1	SECTOR 2	LAP TIME	MPH	DIFF	TIME OF DAY
1 -	36.966	23.611	1:00.577	71.78	4.848	11:54:16.718
2 -	35.767	23.395	59.162	73.50	3.433	11:55:15.880
3 -	36.024	23.334	59.358	73.26	3.629	11:56:15.238
4 -	34.822	22.653	57.475	75.66	1.746	11:57:12.713
5 -	34.139	22.581	56.720	76.66	0.991	11:58:09.433
6 -	33.454	22.402	55.856 (3)	77.85	0.127	11:59:05.289
7 -	33.457	22.813	56.270	77.28	0.541	12:00:01.559
8 -	33.309	22.420	55.729 (1)	78.03		12:00:57.288
9 -	33.947	22.096	56.043	77.59	0.314	12:01:53.331
10 -	33.468	22.272	55.740 (2)	78.01	0.011	12:02:49.071

BMCRC-MRO Championships 2025 - Rnd 1 @ Brands Hatch Indy

BMCRC Thunderbike Ultra & Extreme

QUALIFYING - SECTOR ANALYSIS



SECTOR 1 = FL to I1, SECTOR 2 = I1 to FL, DIFF = Difference To Personal Best Lap, P = Crossed Finish Line in Pit Lane, D = Time Disallowed

P26		8 U		Dave SAUNDERS		Suzuki GSXR1000 - Mum/Dad/JW MOT/Parks Utility	
IDEAL LAP TIME : 55.593		BEST LAP TIME : 56.120		DIFFERENCE : 0.527			
LAP	SECTOR 1	SECTOR 2	LAP TIME	MPH	DIFF	TIME OF DAY	
1 -	OUTLAP	25.521	1:13.059	59.52	16.939	11:54:55.488	
2 -	37.205	24.150	1:01.355	70.87	5.235	11:55:56.843	
3 -	36.045	23.845	59.890	72.60	3.770	11:56:56.733	
4 -	35.301	22.976	58.277	74.61	2.157	11:57:55.010	
5 -	34.446	22.392	56.838	76.50	0.718	11:58:51.848	
6 -	34.146	22.648	56.794	76.56	0.674	11:59:48.642	
7 -	35.599	22.317	57.916	75.08	1.796	12:00:46.558	
8 -	33.605	22.974	56.579 (3)	76.85	0.459	12:01:43.137	
9 -	33.276	23.082	56.358 (2)	77.16	0.238	12:02:39.495	
10 -	33.597	22.523	56.120 (1)	77.48		12:03:35.615	

P27		89 E		Daryl SKINNS		Suzuki GSXR 750 -	
IDEAL LAP TIME : 56.377		BEST LAP TIME : 56.377		DIFFERENCE : 0.000			
LAP	SECTOR 1	SECTOR 2	LAP TIME	MPH	DIFF	TIME OF DAY	
1 -	38.681	23.234	1:01.915	70.23	5.538	11:54:45.543	
2 -	35.488	23.202	58.690	74.09	2.313	11:55:44.233	
3 -	35.936	25.857	1:01.793	70.37	5.416	11:56:46.026	
4 -	37.263	22.862	1:00.125	72.32	3.748	11:57:46.151	
5 -	35.684	23.010	58.694	74.08	2.317	11:58:44.845	
6 -	36.699	22.964	59.663	72.88	3.286	11:59:44.508	
7 -	34.932	22.500	57.432 (3)	75.71	1.055	12:00:41.940	
8 -	34.554	22.601	57.155 (2)	76.08	0.778	12:01:39.095	
9 -	34.570	22.911	57.481	75.65	1.104	12:02:36.576	
10 -	34.102	22.275	56.377 (1)	77.13		12:03:32.953	

P28		606 U		Piotr GAWALUCH		Suzuki 750 GSXR K8 -	
IDEAL LAP TIME : 56.514		BEST LAP TIME : 56.701		DIFFERENCE : 0.187			
LAP	SECTOR 1	SECTOR 2	LAP TIME	MPH	DIFF	TIME OF DAY	
1 -	38.410	23.301	1:01.711	70.46	5.010	11:54:22.386	
2 -	36.067	22.253	58.320	74.56	1.619	11:55:20.706	
3 -	34.534	22.387	56.921 (3)	76.39	0.220	11:56:17.627	
4 -	34.932	22.175	57.107	76.14	0.406	11:57:14.734	
5 -	34.453	22.248	56.701 (1)	76.69		11:58:11.435	
6 -	34.339	22.479	56.818 (2)	76.53	0.117	11:59:08.253	
7 -	35.060	22.453	57.513	75.61	0.812	12:00:05.766	

P29		88 E		George PRINOS		Ducati 996 - Kappa Planning Ltd	
IDEAL LAP TIME : 57.056		BEST LAP TIME : 57.056		DIFFERENCE : 0.000			
LAP	SECTOR 1	SECTOR 2	LAP TIME	MPH	DIFF	TIME OF DAY	
1 -	38.805	24.063	1:02.868	69.17	5.812	11:54:28.822	
2 -	38.222	25.644	1:03.866	68.08	6.810	11:55:32.688	
3 -	35.703	23.446	59.149	73.51	2.093	11:56:31.837	
4 -	34.954	23.120	58.074	74.88	1.018	11:57:29.911	
5 -	34.399	22.657	57.056 (1)	76.21		11:58:26.967	
6 -	34.564	22.695	57.259 (2)	75.94	0.203	11:59:24.226	
7 -	34.770	23.149	57.919	75.08	0.863	12:00:22.145	
8 -	34.817	22.711	57.528 (3)	75.59	0.472	12:01:19.673	
9 -	35.744	22.822	58.566	74.25	1.510	12:02:18.239	
10 -	34.749	23.086	57.835	75.18	0.779	12:03:16.074	

BMCRC-MRO Championships 2025 - Rnd 1 @ Brands Hatch Indy

BMCRC Thunderbike Ultra & Extreme

QUALIFYING - SECTOR ANALYSIS



SECTOR 1 = FL to I1, SECTOR 2 = I1 to FL, DIFF = Difference To Personal Best Lap, P = Crossed Finish Line in Pit Lane, D = Time Disallowed

P30 64 E		Keith CHAMBERS		Suzuki GSXR 750 - Amanda Chambers			
IDEAL LAP TIME : 59.082		BEST LAP TIME : 59.335		DIFFERENCE : 0.253			
LAP	SECTOR 1	SECTOR 2	LAP TIME	MPH	DIFF	TIME OF DAY	
1 -	39.319	24.351	1:03.670	68.29	4.335	11:54:30.848	
2 -	36.582	25.394	1:01.976	70.16	2.641	11:55:32.824	
3 -	36.608	24.301	1:00.909	71.39	1.574	11:56:33.733	
4 -	35.926	23.409	59.335 (1)	73.28		11:57:33.068	
5 -	35.673	24.144	59.817 (3)	72.69	0.482	11:58:32.885	
6 -	35.674	23.905	59.579 (2)	72.98	0.244	11:59:32.464	

P31 24 U		Mark REYNOLDS		Yamaha R1 4C8 -			
IDEAL LAP TIME : 1:01.853		BEST LAP TIME : 1:01.894		DIFFERENCE : 0.041			
LAP	SECTOR 1	SECTOR 2	LAP TIME	MPH	DIFF	TIME OF DAY	
1 -	39.985	26.225	1:06.210	65.67	4.316	11:54:27.897	
2 -	38.758	25.885	1:04.643	67.27	2.749	11:55:32.540	
3 -	39.079	25.861	1:04.940	66.96	3.046	11:56:37.480	
4 -	38.356	25.468	1:03.824	68.13	1.930	11:57:41.304	
5 -	37.639	25.442	1:03.081	68.93	1.187	11:58:44.385	
6 -	37.681	24.865	1:02.546 (2)	69.52	0.652	11:59:46.931	
7 -	38.184	24.646	1:02.830	69.21	0.936	12:00:49.761	
8 -	37.615	25.121	1:02.736 (3)	69.31	0.842	12:01:52.497	
9 -	37.207	24.687	1:01.894 (1)	70.25		12:02:54.391	

BMCRC-MRO Championships 2025 - Rnd 1 @ Brands Hatch Indy

BMCRC Thunderbike Ultra & Extreme

QUALIFYING - BEST SECTORS

POS	SECTOR 1		SECTOR 2		IDEAL / BEST COMPARISON						
	NO	TIME	NO	TIME	POS	NO	NAME	IDEAL	BEST	DIFF	
								PERFECT LAP	50.459		
1	25	30.209	78	20.250	1	47	DANCE	50.729	50.885	0.156	
2	47	30.395	102	20.307	2	19	DONOVAN	50.831	51.081	0.250	
3	19	30.461	47	20.334	3	25	SMITH	50.944	51.133	0.189	
4	85	30.500	19	20.370	4	102	FEARN	50.977	51.079	0.102	
5	102	30.670	23	20.444	5	78	THOMAS	51.029	51.057	0.028	
6	3	30.677	85	20.578	6	85	WOOD	51.078	51.078	0.000	
7	78	30.779	53	20.675	7	3	HASHMI	51.438	51.514	0.076	
8	53	31.178	69	20.682	8	23	ROSE	51.710	51.759	0.049	
9	81	31.221	25	20.735	9	53	McGLYNN	51.853	52.342	0.489	
10	23	31.266	3	20.761	10	69	RUSSO	51.976	52.259	0.283	
11	69	31.294	141	20.872	11	81	CORKETT	52.297	52.297	0.000	
12	48	31.341	87	20.888	12	48	WALLIS	52.345	52.516	0.171	
13	87	31.566	20	20.923	13	87	DOOLAN	52.454	52.478	0.024	
14	20	31.689	48	21.004	14	20	SWYER	52.612	52.612	0.000	
15	141	31.744	81	21.076	15	141	HUNTE	52.616	53.097	0.481	
16	63	31.922	4	21.307	16	6	FIRTH	53.273	53.303	0.030	
17	6	31.926	6	21.347	17	63	WREN	53.310	53.310	0.000	
18	154	32.001	63	21.388	18	154	JAMISON	53.571	53.587	0.016	
19	129	32.310	82	21.477	19	4	KILLWORTH	53.686	53.686	0.000	
20	4	32.379	154	21.570	20	82	HINNELLS	53.982	54.014	0.032	
21	82	32.505	115	21.742	21	129	CRIPPS	54.141	54.425	0.284	
22	115	32.907	129	21.831	22	115	KEILTY	54.649	54.803	0.154	
23	51	33.228	33	21.919	23	33	BISWELL	55.150	55.438	0.288	
24	33	33.231	86	22.096	24	86	CHERRY	55.405	55.729	0.324	
25	8	33.276	606	22.175	25	51	BEESLEY	55.463	55.505	0.042	
26	86	33.309	51	22.235	26	8	SAUNDERS	55.593	56.120	0.527	
27	89	34.102	89	22.275	27	89	SKINNS	56.377	56.377	0.000	
28	606	34.339	8	22.317	28	606	GAWALUCH	56.514	56.701	0.187	
29	88	34.399	88	22.657	29	88	PRINOS	57.056	57.056	0.000	
30	64	35.673	64	23.409	30	64	CHAMBERS	59.082	59.335	0.253	
31	24	37.207	24	24.646	31	24	REYNOLDS	1:01.853	1:01.894	0.041	
32	124	38.452									

BMCRC-MRO Championships 2025 - Rnd 1 @ Brands Hatch Indy

BMCRC Thunderbike Ultra & Extreme

QUALIFYING - STATISTICS

Competitors Started 32
Planned Start 2025-03-15 @ 10:31:00.000
Actual Start 2025-03-15 @ 11:52:40.632
Finish Time 2025-03-15 @ 12:02:42.257
Track Length 1.2079mi.
Total Laps 299
Total Distance Covered 361.1757mi.

Session Fastest Lap History

NO	CL	NAME	LAP TIME	TIME OF DAY	LAP	VEHICLE
47	U	Daryl DANCE	51.551	11:53:56.940	1	YAMAHA YZF R1
47	U	Daryl DANCE	51.463	11:54:48.390	2	YAMAHA YZF R1
78	U	Jamie THOMAS	51.334	11:54:53.287	2	Suzuki GSXR 1000
47	U	Daryl DANCE	51.148	11:55:39.539	3	YAMAHA YZF R1
78	U	Jamie THOMAS	51.057	11:55:44.314	3	Suzuki GSXR 1000
47	U	Daryl DANCE	50.885	12:00:34.489	8	YAMAHA YZF R1

Flag History

TYPE	TIME OF DAY
GREEN	11:52:40.632
FINISH	12:02:42.257

Flag Statistics

TYPE	COUNT	TOTAL LAPS	TOTAL TIME
Green	1	12	11:07.526
Red	0	0	0.000
Safety Car	0	0	0.000
FCY	0	0	0.000

BMCRC-MRO Championships 2025 - Rnd 1 @ Brands Hatch Indy

BMCRC Thunderbike Ultra & Extreme

QUALIFYING - STATISTICS

CLASS : U

18 Starters

Fastest Lap History

NO	NAME	LAP TIME	TIME OF DAY	LAP	VEHICLE
47	Daryl DANCE	51.551	11:53:56.940	1	YAMAHA YZF R1
47	Daryl DANCE	51.463	11:54:48.390	2	YAMAHA YZF R1
78	Jamie THOMAS	51.334	11:54:53.287	2	Suzuki GSXR 1000
47	Daryl DANCE	51.148	11:55:39.539	3	YAMAHA YZF R1
78	Jamie THOMAS	51.057	11:55:44.314	3	Suzuki GSXR 1000
47	Daryl DANCE	50.885	12:00:34.489	8	YAMAHA YZF R1

BMCRC-MRO Championships 2025 - Rnd 1 @ Brands Hatch Indy

BMCRC Thunderbike Ultra & Extreme


QUALIFYING - STATISTICS

CLASS : E

14 Starters

Fastest Lap History

NO	NAME	LAP TIME	TIME OF DAY	LAP	VEHICLE
154	Adam JAMISON	56.324	11:54:06.141	1	
48	Shaun WALLIS	55.376	11:54:06.351	1	Yamaha R6 (X)
48	Shaun WALLIS	54.345	11:55:00.695	2	Yamaha R6 (X)
6	Andrew FIRTH	54.247	11:55:04.557	2	Yamaha YZF-R1
87	Ben DOOLAN	53.993	11:55:56.455	3	Yamaha R6
6	Andrew FIRTH	53.590	11:55:58.147	3	Yamaha YZF-R1
69	Tony RUSSO	53.378	11:55:58.503	3	Suzuki GSXR 750
48	Shaun WALLIS	52.758	11:56:47.706	4	Yamaha R6 (X)
48	Shaun WALLIS	52.679	11:58:33.259	6	Yamaha R6 (X)
48	Shaun WALLIS	52.536	11:59:25.797	7	Yamaha R6 (X)
87	Ben DOOLAN	52.478	12:00:24.100	8	Yamaha R6
69	Tony RUSSO	52.259	12:02:11.082	10	Suzuki GSXR 750



BMCRC-MRO Championships 2025 - Rnd 1 @ Brands Hatch Indy

BMCRC Thunderbike Ultra & Extreme

RACE 8 - GRID (9 Laps)

ROW 11			32	124	Gareth SKINNER	31	24	Mark REYNOLDS	1:01.894					
ROW 10	30	64	Keith CHAMBERS	59.335	29	88	George PRINOS	57.056	28	606	Piotr GAWALUCH	56.701		
ROW 9			27	89	Daryl SKINNS	56.377	26	8	Dave SAUNDERS	56.120	25	86	Jason CHERRY	55.729
ROW 8	24	51	Paul BEESLEY	55.505	23	33	Mark BISWELL	55.438	22	115	Tony KEILTY	54.803		
ROW 7			21	129	Derek CRIPPS	54.425	20	82	Matt HINNELLS	54.014	19	4	Hayden KILLWORTH	53.686
ROW 6	18	154	Adam JAMISON	53.587	17	63	Matthew WREN	53.310	16	6	Andrew FIRTH	53.303		
ROW 5			15	141	Ramone HUNTE	53.097	14	20	Connor SWYER	52.612	13	48	Shaun WALLIS	52.516
ROW 4	12	87	Ben DOOLAN	52.478	11	53	Seamus McGLYNN	52.342	10	81	Darren CORKETT	52.297		
ROW 3			9	69	Tony RUSSO	52.259	8	23	Justin ROSE	51.759	7	3	Chad HASHMI	51.514
ROW 2	6	25	Haydon SMITH	51.133	5	19	Tyler DONOVAN	51.081	4	102	James FEARN	51.079		
ROW 1			3	85	Clinton WOOD	51.078	2	78	Jamie THOMAS	51.057	1	47	Daryl DANCE	50.885
													Pole	

These results are provisional until the conclusion of any judicial and technical matters.


Brands Hatch Indy: 1.2079 miles

Clerk Of Course:	Timekeeper:	<i>Craig Smith</i>	
------------------	-------------	--------------------	--

Results can be found at www.tsl-timing.com

Printed - 12:05 Saturday, 15 March 2025





BMCRC-MRO Championships 2025 - Rnd 1 @ Brands Hatch Indy

BMCRC Thunderbike Ultra & Extreme

RACE 8 - CLASSIFICATION

Race Distance: 9 Laps / 10.87 miles

POS	NO	CL	PIC	NAME	ENTRY	LAPS	TIME	GAP	DIFF	MPH	BEST	ON	GRD	↑↓
1	47	U	1	Daryl DANCE	YAMAHA YZF R1 - 2 brothers scaffolding	9	7:35.852			85.85	49.863	2	1	0
2	141	U	2	Ramone HUNTE	Kawasaki ZX10R - my wallet.com	9	7:43.733	7.881	7.881	84.39	50.155	6	15	13
3	19	U	3	Tyler DONOVAN	Kawasaki ZX10R - Tinder Corp	9	7:44.315	8.463	0.582	84.29	50.566	9	5	2
4	85	U	4	Clinton WOOD	Suzuki GSXR1000 - Clinton Wood	9	7:46.132	10.280	1.817	83.96	50.547	4	3	-1
5	102	U	5	James FEARN	Suzuki GSXR1000 - Greenplant satellite team	9	7:48.536	12.684	2.404	83.53	50.719	9	4	-1
6	23	U	6	Justin ROSE	Yamaha R1 - J. Rose roofing services	9	7:48.639	12.787	0.103	83.51	50.434	7	8	2
7	78	U	7	Jamie THOMAS	Suzuki GSXR 1000 - Team RubyRacing	9	7:48.976	13.124	0.337	83.45	50.181	7	2	-5
8	25	U	8	Haydon SMITH	Kawasaki ZXR 750 - Shelf & Rail Co.	9	7:50.316	14.464	1.340	83.21	51.070	9	6	-2
9	20	U	9	Connor SWYER	SUZUKI GSXR 1000 K6 - WSC Performance & lleithyr farm &	9	7:55.486	19.634	5.170	82.31	51.555	4	14	5
10	69	E	1	Tony RUSSO	Suzuki GSXR 750 - Wymark Lubricants	9	7:55.606	19.754	0.120	82.28	51.242	7	9	-1
11	48	E	2	Shaun WALLIS	Yamaha R6 (X) - MBC Despatch Racing	9	7:57.861	22.009	2.255	81.90	51.633	7	13	2
12	81	E	3	Darren CORKETT	Suzuki GSXR 750 - Jackson & Phillips	9	7:58.115	22.263	0.254	81.85	51.600	7	10	-2
13	87	E	4	Ben DOOLAN	Yamaha R6 - my wallet	9	7:58.605	22.753	0.490	81.77	51.413	7	12	-1
14	33	E	5	Mark BISWELL	Yamaha YZF-R6 - Bizzle Bikesport	9	8:08.969	33.117	10.364	80.04	52.228	9	23	9
15	4	U	10	Hayden KILLWORTH	- Amy - Helmet City - GreenplantUK	9	8:10.045	34.193	1.076	79.86	52.985	5	19	4
16	53	U	11	Seamus McGLYNN	- S and d build and design Ltd	9	8:10.173	34.321	0.128	79.84	53.215	3	11	-5
17	6	E	6	Andrew FIRTH	Yamaha YZF-R1 - IMP Racing	9	8:10.490	34.638	0.317	79.79	53.032	5	16	-1
18	115	U	12	Tony KEILTY	Suzuki GSXR 1000 - Eat Your Heart Out	9	8:10.994	35.142	0.504	79.71	53.053	4	22	4
19	154	E	7	Adam JAMISON	- Team AJR	9	8:11.207	35.355	0.213	79.67	53.029	6	18	-1
20	82	E	8	Matt HINNELLS	Honda CBR 954RR FIREBLADE - FH82Racing	9	8:11.736	35.884	0.529	79.59	53.067	5	20	0
21	8	U	13	Dave SAUNDERS	Suzuki GSXR1000 - Mum/Dad/JW MOT/Parks Utility	9	8:14.541	38.689	2.805	79.13	52.678	9	26	5
22	63	U	14	Matthew WREN	Suzuki GSXR - TBR performance	9	8:14.978	39.126	0.437	79.06	52.049	9	17	-5
23	129	E	9	Derek CRIPPS	Yamaha R1 - Team FBR	9	8:18.395	42.543	3.417	78.52	53.682	8	21	-2
24	86	U	15	Jason CHERRY	Aprilia RSV 1000R -	9	8:23.431	47.579	5.036	77.74	53.790	9	25	1
25	89	E	10	Daryl SKINNS	Suzuki GSXR 750 -	8	7:37.423	1 Lap	1 Lap	76.05	55.503	5	27	2
26	606	U	16	Piotr GAWALUCH	Suzuki 750 GSXR K8 -	8	7:40.009	1 Lap	2.586	75.62	55.656	4	28	2
27	88	E	11	George PRINOS	Ducati 996 - Kappa Planning Ltd	8	7:43.355	1 Lap	3.346	75.08	55.730	4	29	2
28	64	E	12	Keith CHAMBERS	Suzuki GSXR 750 - Amanda Chambers	8	8:00.312	1 Lap	16.957	72.42	57.968	3	30	2
29	24	U	17	Mark REYNOLDS	Yamaha R1 4C8 -	8	8:30.444	1 Lap	30.132	68.15	1:01.694	8	31	2

NOT STARTED

NS	51	E		Paul BEESLEY	Aprilia MILLIE RSV -									24
----	----	---	--	--------------	----------------------	--	--	--	--	--	--	--	--	----

FASTEST LAP

47	U			Daryl DANCE	YAMAHA YZF R1 - 2 brothers scaffolding	2	49.863			87.21 mph				140.35 kph
69	E			Tony RUSSO	Suzuki GSXR 750 - Wymark Lubricants	7	51.242			84.86 mph				136.57 kph

Class U - 92.5% of Race Speed = 79.41 mph
 Class E - 92.5% of Race Speed = 76.10 mph

Weather / Track : Cloudy / Dry

These results are provisional until the conclusion of any judicial and technical matters.

Date: 15/03/2025 Start: 15:14 Finish: 15:21
 Brands Hatch Indy: 1.2079 miles

Clerk Of Course:	Timekeeper: <i>Craig Smith</i>	
------------------	-----------------------------------	--

Results can be found at www.tsl-timing.com

Printed - 15:27 Saturday, 15 March 2025



BMCRC-MRO Championships 2025 - Rnd 1 @ Brands Hatch Indy

BMCRC Thunderbike Ultra & Extreme

RACE 8 - LAP CHART

LAP 1 @ 15:15:14.637			LAP 3 @ 15:16:54.534			LAP 5 @ 15:18:34.673			LAP 7 @ 15:20:14.988			LAP 8 @ 15:21:04.997		
NO	BEHIND	LAP TIME	NO	BEHIND	LAP TIME	NO	BEHIND	LAP TIME	NO	BEHIND	LAP TIME	NO	BEHIND	LAP TIME
47		54.629	47		50.034	47		49.978	47		50.224	89	1 Lap	56.814
19	1.933	56.562	19	3.852	50.682	19	5.803	51.135	64	1 Lap	58.658	606	1 Lap	55.913
102	2.733	57.362	141	5.692	50.923	141	6.692	50.753	141	7.097	50.565	88	1 Lap	57.146
23	3.063	57.692	85	6.335	51.520	85	7.529	50.786	19	7.655	51.301	141	7.881	51.025
85	3.123	57.752	102	6.811	52.194	24	1 Lap	1:02.341	85	9.172	51.009	19	8.463	50.566
25	3.219	57.848	25	7.122	51.863	25	9.902	51.658	102	11.376	50.816	85	10.280	50.895
141	3.259	57.888	23	7.502	51.717	102	9.951	51.803	23	11.611	50.434	102	12.684	50.719
53	4.006	58.635	20	8.585	51.841	23	10.098	51.612	78	12.012	50.181	23	12.787	50.718
20	4.307	58.936	69	9.588	51.998	78	10.830	50.743	25	13.093	51.291	78	13.124	50.552
48	4.698	59.327	78	9.619	51.954	20	11.631	51.630	20	14.710	51.643	25	14.464	51.070
69	4.763	59.392	53	10.564	53.215	69	12.291	51.356	69	14.851	51.242	20	19.634	53.362
78	4.946	59.575	48	11.176	52.827	48	14.654	51.663	48	18.285	51.633	69	19.754	53.376
81	5.208	59.837	81	11.219	52.907	81	14.954	51.860	81	18.538	51.600	48	22.009	52.744
87	5.555	1:00.184	87	11.422	52.823	87	16.034	51.669	87	19.107	51.413	81	22.263	52.471
6	6.285	1:00.914	6	14.227	53.912	53	18.596	54.081	53	27.336	54.501	87	22.753	52.617
154	6.625	1:01.254	154	14.598	53.821	6	20.407	53.032	6	27.940	54.580	64	1 Lap	59.753
82	6.981	1:01.610	82	14.790	53.944	154	21.038	53.233	154	27.952	54.200	33	33.117	52.228
33	7.311	1:01.940	33	15.036	53.711	82	21.200	53.067	4	28.045	54.066	4	34.193	53.119
4	8.027	1:02.656	4	15.148	53.668	4	21.284	52.985	33	28.525	53.986	53	34.321	54.072
63	8.039	1:02.668	115	15.905	53.287	33	21.941	53.622	82	28.920	54.899	6	34.638	53.887
115	8.259	1:02.888	8	19.005	54.620	115	22.235	53.416	115	29.342	54.339	115	35.142	53.401
129	9.364	1:03.993	63	19.556	55.615	8	26.658	53.912	24	1 Lap	1:01.762	154	35.355	54.104
8	9.790	1:04.419	129	19.753	55.540	63	27.436	54.241	8	33.512	53.595	82	35.884	54.028
86	9.976	1:04.605	86	21.684	55.239	129	27.860	54.054	63	34.957	53.980	8	38.689	52.678
89	10.342	1:04.971	89	22.542	55.766	86	31.535	54.664	129	35.969	54.311	63	39.126	52.049
64	12.105	1:06.734	606	25.857	56.150	89	33.420	55.503	86	40.599	54.297	129	42.543	53.764
606	12.501	1:07.130	88	26.711	56.480	606	37.247	55.873	89	45.629	56.444	86	47.579	53.790
88	13.108	1:07.737	64	30.018	57.968	88	38.329	56.027	606	49.116	55.963	24	1 Lap	1:01.694
24	18.050	1:12.679	24	46.191	1:03.550	64	47.486	58.995						
LAP 2 @ 15:16:04.500			LAP 4 @ 15:17:44.695			LAP 6 @ 15:19:24.764			LAP 8 @ 15:21:04.997					
NO	BEHIND	LAP TIME	NO	BEHIND	LAP TIME	NO	BEHIND	LAP TIME	NO	BEHIND	LAP TIME			
47		49.863	47		50.161	47		50.091	47		50.009			
19	3.204	51.134	19	4.646	50.955	19	6.578	50.866	88	1 Lap	56.738			
102	4.651	51.781	141	5.917	50.386	141	6.756	50.155	141	7.719	50.631			
141	4.803	51.407	85	6.721	50.547	85	8.387	50.949	19	8.760	51.114			
85	4.849	51.589	102	8.126	51.476	102	10.784	50.924	85	10.248	51.085			
25	5.293	51.937	25	8.222	51.261	23	11.401	51.394	102	12.828	51.461			
23	5.819	52.619	23	8.464	51.123	25	12.026	52.215	23	12.932	51.330			
20	6.778	52.334	20	9.979	51.555	78	12.055	51.316	78	13.435	51.432			
53	7.383	53.240	78	10.065	50.607	20	13.291	51.751	25	14.257	51.173			
69	7.624	52.724	69	10.913	51.486	69	13.833	51.633	64	1 Lap	59.750			
78	7.699	52.616	48	12.969	51.954	48	16.876	52.313	20	17.135	52.434			
81	8.346	53.001	81	13.072	52.014	81	17.162	52.299	69	17.241	52.399			
48	8.383	53.548	87	14.343	53.082	87	17.918	51.975	48	20.128	51.852			
87	8.633	52.941	53	14.493	54.090	24	1 Lap	1:02.008	81	20.655	52.126			
6	10.349	53.927	6	17.353	53.287	53	23.059	54.554	87	20.999	51.901			
154	10.811	54.049	154	17.783	53.346	6	23.584	53.268	53	31.112	53.785			
82	10.880	53.762	82	18.111	53.482	154	23.976	53.029	6	31.614	53.683			
33	11.359	53.911	4	18.277	53.290	4	24.203	53.010	33	31.752	53.236			
4	11.514	53.350	33	18.297	53.422	82	24.245	53.136	4	31.937	53.901			
115	12.652	54.256	115	18.797	53.053	33	24.763	52.913	154	32.114	54.171			
63	13.975	55.799	8	22.724	53.880	115	25.227	53.083	115	32.604	53.271			
129	14.247	54.746	63	23.173	53.778	8	30.141	53.574	82	32.719	53.808			
8	14.419	54.492	129	23.784	54.192	63	31.201	53.856	8	36.874	53.371			
86	16.479	56.366	86	26.849	55.326	129	31.882	54.113	63	37.940	52.992			
89	16.810	56.331	89	27.895	55.514	86	36.526	55.082	129	39.642	53.682			
606	19.741	57.103	606	31.352	55.656	89	39.409	56.080	24	1 Lap	1:01.922			
88	20.265	57.020	88	32.280	55.730	606	43.377	56.221	86	44.652	54.062			
64	22.084	59.842	64	38.469	58.612	88	44.715	56.477						
24	32.675	1:04.488												
LAP 9 @ 15:21:55.860														
NO	BEHIND	LAP TIME												
47		50.863												

Weather / Track : Cloudy / Dry

Brands Hatch Indy: 1.2079 miles
Date: 15/03/2025 Start: 15:14 Finish: 15:21

Results can be found at www.tsl-timing.com

Printed - 15:27 Saturday, 15 March 2025

BMCRC-MRO Championships 2025 - Rnd 1 @ Brands Hatch Indy

BMCRC Thunderbike Ultra & Extreme

RACE 8 - POSITION CHART

No	Name	Lap Pos	Lap										
			1	2	3	4	5	6	7	8	9		
47	DANCE	1	47	47	47	47	47	47	47	47	47	47	47
78	THOMAS	2	19	19	19	19	19	19	19	141	141	141	141
85	WOOD	3	102	102	141	141	141	141	19	19	19	19	19
102	FEARN	4	23	141	85	85	85	85	85	85	85	85	85
19	DONOVAN	5	85	85	102	102	25	102	102	102	102	102	102
25	SMITH	6	25	25	25	25	102	23	23	23	23	23	23
23	ROSE	7	141	23	23	23	23	25	78	78	78	78	78
69	RUSSO	8	53	20	20	20	78	78	25	25	25	25	25
81	CORKETT	9	20	53	69	78	20	20	20	20	20	20	20
53	McGLYNN	10	48	69	78	69	69	69	69	69	69	69	69
87	DOOLAN	11	69	78	53	48	48	48	48	48	48	48	48
48	WALLIS	12	78	81	48	81	81	81	81	81	81	81	81
20	SWYER	13	81	48	81	87	87	87	87	87	87	87	87
141	HUNTE	14	87	87	87	53	53	53	53	53	53	33	33
6	FIRTH	15	6	6	6	6	6	6	6	6	6	4	4
63	WREN	16	154	154	154	154	154	154	154	33	33	53	53
154	JAMISON	17	82	82	82	82	82	4	4	4	4	6	6
4	KILLWORTH	18	33	33	33	4	4	82	33	154	154	115	115
82	HINNELLS	19	4	4	4	33	33	33	82	115	115	154	154
129	CRIPPS	20	63	115	115	115	115	115	115	82	82	82	82
115	KEILTY	21	115	63	8	8	8	8	8	8	8	8	8
33	BISWELL	22	129	129	63	63	63	63	63	63	63	63	63
51	BEESELEY	23	8	8	129	129	129	129	129	129	129	129	129
86	CHERRY	24	86	86	86	86	86	86	86	86	86	86	86
8	SAUNDERS	25	89	89	89	89	89	89	89	89	89	89	89
89	SKINNS	26	64	606	606	606	606	606	606	606	606	606	606
606	GAWALUCH	27	606	88	88	88	88	88	88	88	88	88	88
88	PRINOS	28	88	64	64	64	64	64	64	64	64	64	64
64	CHAMBERS	29	24	24	24	24	24	24	24	24	24	24	24
24	REYNOLDS	30											

BMCRC-MRO Championships 2025 - Rnd 1 @ Brands Hatch Indy

BMCRC Thunderbike Ultra & Extreme

RACE 8 - SECTOR ANALYSIS



SECTOR 1 = FL to I1, SECTOR 2 = I1 to FL, DIFF = Difference To Personal Best Lap, P = Crossed Finish Line in Pit Lane, D = Time Disallowed

P1 47 U		Daryl DANCE		YAMAHA YZF R1 - 2 brothers scaffolding		
IDEAL LAP TIME : 49.700		BEST LAP TIME : 49.863		DIFFERENCE : 0.163		
LAP	SECTOR 1	SECTOR 2	LAP TIME	MPH	DIFF	TIME OF DAY
1 -		20.207	54.629	79.60	4.766	15:15:14.637
2 -	29.760	20.103	49.863 (1)	87.21		15:16:04.500
3 -	29.742	20.292	50.034	86.91	0.171	15:16:54.534
4 -	30.091	20.070	50.161	86.69	0.298	15:17:44.695
5 -	29.965	20.013	49.978 (2)	87.01	0.115	15:18:34.673
6 -	30.133	19.958	50.091	86.81	0.228	15:19:24.764
7 -	30.119	20.105	50.224	86.58	0.361	15:20:14.988
8 -	29.897	20.112	50.009 (3)	86.95	0.146	15:21:04.997
9 -	30.331	20.532	50.863	85.49	1.000	15:21:55.860

P2 141 U		Ramone HUNTE		Kawasaki ZX10R - my wallet.com		
IDEAL LAP TIME : 50.151		BEST LAP TIME : 50.155		DIFFERENCE : 0.004		
LAP	SECTOR 1	SECTOR 2	LAP TIME	MPH	DIFF	TIME OF DAY
1 -		20.741	57.888	75.12	7.733	15:15:17.896
2 -	30.877	20.530	51.407	84.59	1.252	15:16:09.303
3 -	30.546	20.377	50.923	85.39	0.768	15:17:00.226
4 -	30.009	20.377	50.386 (2)	86.30	0.231	15:17:50.612
5 -	30.125	20.628	50.753	85.68	0.598	15:18:41.365
6 -	29.829	20.326	50.155 (1)	86.70		15:19:31.520
7 -	30.243	20.322	50.565 (3)	86.00	0.410	15:20:22.085
8 -	29.995	20.636	50.631	85.88	0.476	15:21:12.716
9 -	30.386	20.639	51.025	85.22	0.870	15:22:03.741

P3 19 U		Tyler DONOVAN		Kawasaki ZX10R - Tinder Corp		
IDEAL LAP TIME : 50.471		BEST LAP TIME : 50.566		DIFFERENCE : 0.095		
LAP	SECTOR 1	SECTOR 2	LAP TIME	MPH	DIFF	TIME OF DAY
1 -		20.506	56.562	76.88	5.996	15:15:16.570
2 -	30.553	20.581	51.134	85.04	0.568	15:16:07.704
3 -	30.324	20.358	50.682 (2)	85.80	0.116	15:16:58.386
4 -	30.479	20.476	50.955	85.34	0.389	15:17:49.341
5 -	30.190	20.945	51.135	85.04	0.569	15:18:40.476
6 -	30.400	20.466	50.866 (3)	85.49	0.300	15:19:31.342
7 -	30.804	20.497	51.301	84.76	0.735	15:20:22.643
8 -	30.567	20.547	51.114	85.07	0.548	15:21:13.757
9 -	30.285	20.281	50.566 (1)	85.99		15:22:04.323

P4 85 U		Clinton WOOD		Suzuki GSXR1000 - Clinton Wood		
IDEAL LAP TIME : 50.547		BEST LAP TIME : 50.547		DIFFERENCE : 0.000		
LAP	SECTOR 1	SECTOR 2	LAP TIME	MPH	DIFF	TIME OF DAY
1 -		20.979	57.752	75.29	7.205	15:15:17.760
2 -	30.900	20.689	51.589	84.29	1.042	15:16:09.349
3 -	30.946	20.574	51.520	84.40	0.973	15:17:00.869
4 -	30.141	20.406	50.547 (1)	86.03		15:17:51.416
5 -	30.174	20.612	50.786 (2)	85.62	0.239	15:18:42.202
6 -	30.248	20.701	50.949	85.35	0.402	15:19:33.151
7 -	30.440	20.569	51.009	85.25	0.462	15:20:24.160
8 -	30.607	20.478	51.085	85.12	0.538	15:21:15.245
9 -	30.249	20.646	50.895 (3)	85.44	0.348	15:22:06.140

BMCRC-MRO Championships 2025 - Rnd 1 @ Brands Hatch Indy

BMCRC Thunderbike Ultra & Extreme

RACE 8 - SECTOR ANALYSIS



SECTOR 1 = FL to I1, SECTOR 2 = I1 to FL, DIFF = Difference To Personal Best Lap, P = Crossed Finish Line in Pit Lane, D = Time Disallowed

P5		102 U		James FEARN		Suzuki GSXR1000 - Greenplant satellite team	
IDEAL LAP TIME : 50.719		BEST LAP TIME : 50.719		DIFFERENCE : 0.000			
LAP	SECTOR 1	SECTOR 2	LAP TIME	MPH	DIFF	TIME OF DAY	
1 -		20.943	57.362	75.80	6.643	15:15:17.370	
2 -	31.134	20.647	51.781	83.98	1.062	15:16:09.151	
3 -	31.465	20.729	52.194	83.31	1.475	15:17:01.345	
4 -	30.950	20.526	51.476	84.47	0.757	15:17:52.821	
5 -	31.067	20.736	51.803	83.94	1.084	15:18:44.624	
6 -	30.661	20.263	50.924 (3)	85.39	0.205	15:19:35.548	
7 -	30.492	20.324	50.816 (2)	85.57	0.097	15:20:26.364	
8 -	30.753	20.708	51.461	84.50	0.742	15:21:17.825	
9 -	30.487	20.232	50.719 (1)	85.73		15:22:08.544	

P6		23 U		Justin ROSE		Yamaha R1 - J. Rose roofing services	
IDEAL LAP TIME : 50.434		BEST LAP TIME : 50.434		DIFFERENCE : 0.000			
LAP	SECTOR 1	SECTOR 2	LAP TIME	MPH	DIFF	TIME OF DAY	
1 -		21.124	57.692	75.37	7.258	15:15:17.700	
2 -	31.782	20.837	52.619	82.64	2.185	15:16:10.319	
3 -	30.973	20.744	51.717	84.08	1.283	15:17:02.036	
4 -	30.619	20.504	51.123 (3)	85.06	0.689	15:17:53.159	
5 -	30.795	20.817	51.612	84.25	1.178	15:18:44.771	
6 -	31.115	20.279	51.394	84.61	0.960	15:19:36.165	
7 -	30.387	20.047	50.434 (1)	86.22		15:20:26.599	
8 -	30.642	20.688	51.330	84.71	0.896	15:21:17.929	
9 -	30.471	20.247	50.718 (2)	85.74	0.284	15:22:08.647	

P7		78 U		Jamie THOMAS		Suzuki GSXR 1000 - Team RubyRacing	
IDEAL LAP TIME : 50.181		BEST LAP TIME : 50.181		DIFFERENCE : 0.000			
LAP	SECTOR 1	SECTOR 2	LAP TIME	MPH	DIFF	TIME OF DAY	
1 -		21.023	59.575	72.99	9.394	15:15:19.583	
2 -	31.782	20.834	52.616	82.64	2.435	15:16:12.199	
3 -	31.544	20.410	51.954	83.70	1.773	15:17:04.153	
4 -	30.205	20.402	50.607 (3)	85.92	0.426	15:17:54.760	
5 -	30.610	20.133	50.743	85.69	0.562	15:18:45.503	
6 -	30.825	20.491	51.316	84.74	1.135	15:19:36.819	
7 -	30.165	20.016	50.181 (1)	86.65		15:20:27.000	
8 -	30.883	20.549	51.432	84.55	1.251	15:21:18.432	
9 -	30.421	20.131	50.552 (2)	86.02	0.371	15:22:08.984	

P8		25 U		Haydon SMITH		Kawasaki ZXR 750 - Shelf & Rail Co.	
IDEAL LAP TIME : 50.879		BEST LAP TIME : 51.070		DIFFERENCE : 0.191			
LAP	SECTOR 1	SECTOR 2	LAP TIME	MPH	DIFF	TIME OF DAY	
1 -		21.240	57.848	75.17	6.778	15:15:17.856	
2 -	31.413	20.524	51.937	83.72	0.867	15:16:09.793	
3 -	31.004	20.859	51.863	83.84	0.793	15:17:01.656	
4 -	30.355	20.906	51.261 (3)	84.83	0.191	15:17:52.917	
5 -	30.803	20.855	51.658	84.18	0.588	15:18:44.575	
6 -	31.444	20.771	52.215	83.28	1.145	15:19:36.790	
7 -	30.510	20.781	51.291	84.78	0.221	15:20:28.081	
8 -	30.474	20.699	51.173 (2)	84.97	0.103	15:21:19.254	
9 -	30.462	20.608	51.070 (1)	85.14		15:22:10.324	

BMCRC-MRO Championships 2025 - Rnd 1 @ Brands Hatch Indy

BMCRC Thunderbike Ultra & Extreme

RACE 8 - SECTOR ANALYSIS



SECTOR 1 = FL to I1, SECTOR 2 = I1 to FL, DIFF = Difference To Personal Best Lap, P = Crossed Finish Line in Pit Lane, D = Time Disallowed

P9 20 U		Connor SWYER		SUZUKI GSXR 1000 K6 - WSC Performace & lleithyr farm & dac			
IDEAL LAP TIME : 51.424		BEST LAP TIME : 51.555		DIFFERENCE : 0.131			
LAP	SECTOR 1	SECTOR 2	LAP TIME	MPH	DIFF	TIME OF DAY	
1 -		21.156	58.936	73.78	7.381	15:15:18.944	
2 -	31.379	20.955	52.334	83.09	0.779	15:16:11.278	
3 -	30.974	20.867	51.841	83.88	0.286	15:17:03.119	
4 -	30.793	20.762	51.555 (1)	84.34		15:17:54.674	
5 -	30.961	20.669	51.630 (2)	84.22	0.075	15:18:46.304	
6 -	30.920	20.831	51.751	84.02	0.196	15:19:38.055	
7 -	30.755	20.888	51.643 (3)	84.20	0.088	15:20:29.698	
8 -	31.311	21.123	52.434	82.93	0.879	15:21:22.132	
9 -	32.193	21.169	53.362	81.49	1.807	15:22:15.494	

P10 69 E		Tony RUSSO		Suzuki GSXR 750 - Wymark Lubricants			
IDEAL LAP TIME : 51.054		BEST LAP TIME : 51.242		DIFFERENCE : 0.188			
LAP	SECTOR 1	SECTOR 2	LAP TIME	MPH	DIFF	TIME OF DAY	
1 -		21.083	59.392	73.21	8.150	15:15:19.400	
2 -	31.692	21.032	52.724	82.47	1.482	15:16:12.124	
3 -	31.412	20.586	51.998	83.63	0.756	15:17:04.122	
4 -	31.088	20.398	51.486 (3)	84.46	0.244	15:17:55.608	
5 -	30.864	20.492	51.356 (2)	84.67	0.114	15:18:46.964	
6 -	31.209	20.424	51.633	84.22	0.391	15:19:38.597	
7 -	30.656	20.586	51.242 (1)	84.86		15:20:29.839	
8 -	31.382	21.017	52.399	82.99	1.157	15:21:22.238	
9 -	32.273	21.103	53.376	81.47	2.134	15:22:15.614	

P11 48 E		Shaun WALLIS		Yamaha R6 (X) - MBC Despatch Racing			
IDEAL LAP TIME : 51.605		BEST LAP TIME : 51.633		DIFFERENCE : 0.028			
LAP	SECTOR 1	SECTOR 2	LAP TIME	MPH	DIFF	TIME OF DAY	
1 -		21.100	59.327	73.29	7.694	15:15:19.335	
2 -	32.145	21.403	53.548	81.20	1.915	15:16:12.883	
3 -	31.664	21.163	52.827	82.31	1.194	15:17:05.710	
4 -	30.976	20.978	51.954	83.70	0.321	15:17:57.664	
5 -	30.662	21.001	51.663 (2)	84.17	0.030	15:18:49.327	
6 -	31.065	21.248	52.313	83.12	0.680	15:19:41.640	
7 -	30.627	21.006	51.633 (1)	84.22		15:20:33.273	
8 -	30.844	21.008	51.852 (3)	83.86	0.219	15:21:25.125	
9 -	31.143	21.601	52.744	82.44	1.111	15:22:17.869	

P12 81 E		Darren CORKETT		Suzuki GSXR 750 - Jackson & Phillips			
IDEAL LAP TIME : 51.436		BEST LAP TIME : 51.600		DIFFERENCE : 0.164			
LAP	SECTOR 1	SECTOR 2	LAP TIME	MPH	DIFF	TIME OF DAY	
1 -		21.080	59.837	72.67	8.237	15:15:19.845	
2 -	31.928	21.073	53.001	82.04	1.401	15:16:12.846	
3 -	31.766	21.141	52.907	82.19	1.307	15:17:05.753	
4 -	31.399	20.615	52.014 (3)	83.60	0.414	15:17:57.767	
5 -	31.100	20.760	51.860 (2)	83.85	0.260	15:18:49.627	
6 -	31.011	21.288	52.299	83.14	0.699	15:19:41.926	
7 -	30.821	20.779	51.600 (1)	84.27		15:20:33.526	
8 -	31.457	20.669	52.126	83.42	0.526	15:21:25.652	
9 -	30.838	21.633	52.471	82.87	0.871	15:22:18.123	

BMCRC-MRO Championships 2025 - Rnd 1 @ Brands Hatch Indy

BMCRC Thunderbike Ultra & Extreme

RACE 8 - SECTOR ANALYSIS



SECTOR 1 = FL to I1, SECTOR 2 = I1 to FL, DIFF = Difference To Personal Best Lap, P = Crossed Finish Line in Pit Lane, D = Time Disallowed

P13 87 E Ben DOOLAN		Yamaha R6 - my wallet				
IDEAL LAP TIME : 51.139		BEST LAP TIME : 51.413		DIFFERENCE : 0.274		
LAP	SECTOR 1	SECTOR 2	LAP TIME	MPH	DIFF	TIME OF DAY
1 -		21.183	1:00.184	72.25	8.771	15:15:20.192
2 -	31.762	21.179	52.941	82.14	1.528	15:16:13.133
3 -	31.705	21.118	52.823	82.32	1.410	15:17:05.956
4 -	32.151	20.931	53.082	81.92	1.669	15:17:59.038
5 -	30.900	20.769	51.669 (2)	84.16	0.256	15:18:50.707
6 -	31.006	20.969	51.975	83.66	0.562	15:19:42.682
7 -	30.962	20.451	51.413 (1)	84.58		15:20:34.095
8 -	31.118	20.783	51.901 (3)	83.78	0.488	15:21:25.996
9 -	30.688	21.929	52.617	82.64	1.204	15:22:18.613

P14 33 E Mark BISWELL		Yamaha YZF-R6 - Bizzle Bikesport				
IDEAL LAP TIME : 52.228		BEST LAP TIME : 52.228		DIFFERENCE : 0.000		
LAP	SECTOR 1	SECTOR 2	LAP TIME	MPH	DIFF	TIME OF DAY
1 -		21.953	1:01.940	70.20	9.712	15:15:21.948
2 -	32.426	21.485	53.911	80.66	1.683	15:16:15.859
3 -	32.266	21.445	53.711	80.96	1.483	15:17:09.570
4 -	32.115	21.307	53.422	81.40	1.194	15:18:02.992
5 -	32.347	21.275	53.622	81.09	1.394	15:18:56.614
6 -	31.675	21.238	52.913 (2)	82.18	0.685	15:19:49.527
7 -	32.611	21.375	53.986	80.55	1.758	15:20:43.513
8 -	31.963	21.273	53.236 (3)	81.68	1.008	15:21:36.749
9 -	31.193	21.035	52.228 (1)	83.26		15:22:28.977

P15 4 U Hayden KILLWORTH		- Amy - Helmet City - GreenplantUK				
IDEAL LAP TIME : 52.908		BEST LAP TIME : 52.985		DIFFERENCE : 0.077		
LAP	SECTOR 1	SECTOR 2	LAP TIME	MPH	DIFF	TIME OF DAY
1 -		21.621	1:02.656	69.40	9.671	15:15:22.664
2 -	32.341	21.009	53.350	81.51	0.365	15:16:16.014
3 -	32.260	21.408	53.668	81.02	0.683	15:17:09.682
4 -	32.335	20.955	53.290	81.60	0.305	15:18:02.972
5 -	31.961	21.024	52.985 (1)	82.07		15:18:55.957
6 -	31.953	21.057	53.010 (2)	82.03	0.025	15:19:48.967
7 -	32.768	21.298	54.066	80.43	1.081	15:20:43.033
8 -	32.753	21.148	53.901	80.67	0.916	15:21:36.934
9 -	32.160	20.959	53.119 (3)	81.86	0.134	15:22:30.053

P16 53 U Seamus McGLYNN		- S and d build and design Ltd				
IDEAL LAP TIME : 53.182		BEST LAP TIME : 53.215		DIFFERENCE : 0.033		
LAP	SECTOR 1	SECTOR 2	LAP TIME	MPH	DIFF	TIME OF DAY
1 -		21.107	58.635	74.16	5.420	15:15:18.643
2 -	32.218	21.022	53.240 (2)	81.67	0.025	15:16:11.883
3 -	32.160	21.055	53.215 (1)	81.71		15:17:05.098
4 -	32.659	21.431	54.090	80.39	0.875	15:17:59.188
5 -	32.702	21.379	54.081	80.40	0.866	15:18:53.269
6 -	33.024	21.530	54.554	79.71	1.339	15:19:47.823
7 -	33.219	21.282	54.501	79.78	1.286	15:20:42.324
8 -	32.523	21.262	53.785 (3)	80.85	0.570	15:21:36.109
9 -	32.723	21.349	54.072	80.42	0.857	15:22:30.181

BMCRC-MRO Championships 2025 - Rnd 1 @ Brands Hatch Indy

BMCRC Thunderbike Ultra & Extreme

RACE 8 - SECTOR ANALYSIS



SECTOR 1 = FL to I1, SECTOR 2 = I1 to FL, DIFF = Difference To Personal Best Lap, P = Crossed Finish Line in Pit Lane, D = Time Disallowed

P17		6 E		Andrew FIRTH		Yamaha YZF-R1 - IMP Racing	
IDEAL LAP TIME : 52.920		BEST LAP TIME : 53.032		DIFFERENCE : 0.112			
LAP	SECTOR 1	SECTOR 2	LAP TIME	MPH	DIFF	TIME OF DAY	
1 -		21.694	1:00.914	71.38	7.882	15:15:20.922	
2 -	32.356	21.571	53.927	80.63	0.895	15:16:14.849	
3 -	32.289	21.623	53.912	80.66	0.880	15:17:08.761	
4 -	31.801	21.486	53.287 (3)	81.60	0.255	15:18:02.048	
5 -	31.749	21.283	53.032 (1)	81.99		15:18:55.080	
6 -	31.792	21.476	53.268 (2)	81.63	0.236	15:19:48.348	
7 -	33.092	21.488	54.580	79.67	1.548	15:20:42.928	
8 -	32.198	21.485	53.683	81.00	0.651	15:21:36.611	
9 -	32.716	21.171	53.887	80.69	0.855	15:22:30.498	

P18		115 U		Tony KEILTY		Suzuki GSXR 1000 - Eat Your Heart Out	
IDEAL LAP TIME : 53.008		BEST LAP TIME : 53.053		DIFFERENCE : 0.045			
LAP	SECTOR 1	SECTOR 2	LAP TIME	MPH	DIFF	TIME OF DAY	
1 -		21.635	1:02.888	69.14	9.835	15:15:22.896	
2 -	33.135	21.121	54.256	80.14	1.203	15:16:17.152	
3 -	32.056	21.231	53.287	81.60	0.234	15:17:10.439	
4 -	32.101	20.952	53.053 (1)	81.96		15:18:03.492	
5 -	32.385	21.031	53.416	81.41	0.363	15:18:56.908	
6 -	32.075	21.008	53.083 (2)	81.92	0.030	15:19:49.991	
7 -	32.409	21.930	54.339	80.02	1.286	15:20:44.330	
8 -	32.188	21.083	53.271 (3)	81.63	0.218	15:21:37.601	
9 -	32.240	21.161	53.401	81.43	0.348	15:22:31.002	

P19		154 E		Adam JAMISON		- Team AJR	
IDEAL LAP TIME : 52.982		BEST LAP TIME : 53.029		DIFFERENCE : 0.047			
LAP	SECTOR 1	SECTOR 2	LAP TIME	MPH	DIFF	TIME OF DAY	
1 -		21.754	1:01.254	70.99	8.225	15:15:21.262	
2 -	32.328	21.721	54.049	80.45	1.020	15:16:15.311	
3 -	32.064	21.757	53.821	80.79	0.792	15:17:09.132	
4 -	31.744	21.602	53.346 (3)	81.51	0.317	15:18:02.478	
5 -	31.832	21.401	53.233 (2)	81.69	0.204	15:18:55.711	
6 -	31.581	21.448	53.029 (1)	82.00		15:19:48.740	
7 -	32.682	21.518	54.200	80.23	1.171	15:20:42.940	
8 -	32.526	21.645	54.171	80.27	1.142	15:21:37.111	
9 -	32.570	21.534	54.104	80.37	1.075	15:22:31.215	

P20		82 E		Matt HINNELLS		Honda CBR 954RR FIREBLADE - FH82Racing	
IDEAL LAP TIME : 53.017		BEST LAP TIME : 53.067		DIFFERENCE : 0.050			
LAP	SECTOR 1	SECTOR 2	LAP TIME	MPH	DIFF	TIME OF DAY	
1 -		21.767	1:01.610	70.58	8.543	15:15:21.618	
2 -	32.258	21.504	53.762	80.88	0.695	15:16:15.380	
3 -	32.236	21.708	53.944	80.61	0.877	15:17:09.324	
4 -	32.172	21.310	53.482 (3)	81.30	0.415	15:18:02.806	
5 -	31.881	21.186	53.067 (1)	81.94		15:18:55.873	
6 -	31.831	21.305	53.136 (2)	81.83	0.069	15:19:49.009	
7 -	33.241	21.658	54.899	79.21	1.832	15:20:43.908	
8 -	32.176	21.632	53.808	80.81	0.741	15:21:37.716	
9 -	32.486	21.542	54.028	80.48	0.961	15:22:31.744	

BMCRC-MRO Championships 2025 - Rnd 1 @ Brands Hatch Indy

BMCRC Thunderbike Ultra & Extreme

RACE 8 - SECTOR ANALYSIS



SECTOR 1 = FL to I1, SECTOR 2 = I1 to FL, DIFF = Difference To Personal Best Lap, P = Crossed Finish Line in Pit Lane, D = Time Disallowed

P21 8 U		Dave SAUNDERS		Suzuki GSXR1000 - Mum/Dad/JW MOT/Parks Utility		
IDEAL LAP TIME : 52.663		BEST LAP TIME : 52.678		DIFFERENCE : 0.015		
LAP	SECTOR 1	SECTOR 2	LAP TIME	MPH	DIFF	TIME OF DAY
1 -		22.491	1:04.419	67.50	11.741	15:15:24.427
2 -	32.824	21.668	54.492	79.80	1.814	15:16:18.919
3 -	32.892	21.728	54.620	79.61	1.942	15:17:13.539
4 -	32.185	21.695	53.880	80.70	1.202	15:18:07.419
5 -	32.332	21.580	53.912	80.66	1.234	15:19:01.331
6 -	32.113	21.461	53.574 (3)	81.17	0.896	15:19:54.905
7 -	32.089	21.506	53.595	81.13	0.917	15:20:48.500
8 -	32.159	21.212	53.371 (2)	81.47	0.693	15:21:41.871
9 -	31.451	21.227	52.678 (1)	82.55		15:22:34.549

P22 63 U		Matthew WREN		Suzuki GSXR - TBR performance		
IDEAL LAP TIME : 52.049		BEST LAP TIME : 52.049		DIFFERENCE : 0.000		
LAP	SECTOR 1	SECTOR 2	LAP TIME	MPH	DIFF	TIME OF DAY
1 -		22.021	1:02.668	69.39	10.619	15:15:22.676
2 -	33.702	22.097	55.799	77.93	3.750	15:16:18.475
3 -	33.300	22.315	55.615	78.19	3.566	15:17:14.090
4 -	32.303	21.475	53.778 (3)	80.86	1.729	15:18:07.868
5 -	32.549	21.692	54.241	80.17	2.192	15:19:02.109
6 -	32.289	21.567	53.856	80.74	1.807	15:19:55.965
7 -	32.678	21.302	53.980	80.55	1.931	15:20:49.945
8 -	32.070	20.922	52.992 (2)	82.06	0.943	15:21:42.937
9 -	31.268	20.781	52.049 (1)	83.54		15:22:34.986

P23 129 E		Derek CRIPPS		Yamaha R1 - Team FBR		
IDEAL LAP TIME : 53.491		BEST LAP TIME : 53.682		DIFFERENCE : 0.191		
LAP	SECTOR 1	SECTOR 2	LAP TIME	MPH	DIFF	TIME OF DAY
1 -		22.618	1:03.993	67.95	10.311	15:15:24.001
2 -	32.689	22.057	54.746	79.43	1.064	15:16:18.747
3 -	33.354	22.186	55.540	78.29	1.858	15:17:14.287
4 -	32.494	21.698	54.192	80.24	0.510	15:18:08.479
5 -	32.340	21.714	54.054 (3)	80.44	0.372	15:19:02.533
6 -	32.224	21.889	54.113	80.36	0.431	15:19:56.646
7 -	32.347	21.964	54.311	80.06	0.629	15:20:50.957
8 -	32.168	21.514	53.682 (1)	81.00		15:21:44.639
9 -	31.977	21.787	53.764 (2)	80.88	0.082	15:22:38.403

P24 86 U		Jason CHERRY		Aprilia RSV 1000R -		
IDEAL LAP TIME : 53.790		BEST LAP TIME : 53.790		DIFFERENCE : 0.000		
LAP	SECTOR 1	SECTOR 2	LAP TIME	MPH	DIFF	TIME OF DAY
1 -		22.420	1:04.605	67.31	10.815	15:15:24.613
2 -	34.012	22.354	56.366	77.14	2.576	15:16:20.979
3 -	33.140	22.099	55.239	78.72	1.449	15:17:16.218
4 -	33.287	22.039	55.326	78.59	1.536	15:18:11.544
5 -	32.619	22.045	54.664	79.55	0.874	15:19:06.208
6 -	33.157	21.925	55.082	78.94	1.292	15:20:01.290
7 -	32.361	21.936	54.297 (3)	80.08	0.507	15:20:55.587
8 -	32.238	21.824	54.062 (2)	80.43	0.272	15:21:49.649
9 -	31.989	21.801	53.790 (1)	80.84		15:22:43.439

BMCRC-MRO Championships 2025 - Rnd 1 @ Brands Hatch Indy

BMCRC Thunderbike Ultra & Extreme

RACE 8 - SECTOR ANALYSIS



SECTOR 1 = FL to I1, SECTOR 2 = I1 to FL, DIFF = Difference To Personal Best Lap, P = Crossed Finish Line in Pit Lane, D = Time Disallowed

P25 89 E		Daryl SKINNS		Suzuki GSXR 750 -		
IDEAL LAP TIME : 55.436		BEST LAP TIME : 55.503		DIFFERENCE : 0.067		
LAP	SECTOR 1	SECTOR 2	LAP TIME	MPH	DIFF	TIME OF DAY
1 -		22.097	1:04.971	66.93	9.468	15:15:24.979
2 -	33.659	22.672	56.331	77.19	0.828	15:16:21.310
3 -	33.604	22.162	55.766 (3)	77.97	0.263	15:17:17.076
4 -	33.416	22.098	55.514 (2)	78.33	0.011	15:18:12.590
5 -	33.339	22.164	55.503 (1)	78.34		15:19:08.093
6 -	33.844	22.236	56.080	77.54	0.577	15:20:04.173
7 -	33.997	22.447	56.444	77.04	0.941	15:21:00.617
8 -	34.299	22.515	56.814	76.54	1.311	15:21:57.431

P26 606 U		Piotr GAWALUCH		Suzuki 750 GSXR K8 -		
IDEAL LAP TIME : 55.357		BEST LAP TIME : 55.656		DIFFERENCE : 0.299		
LAP	SECTOR 1	SECTOR 2	LAP TIME	MPH	DIFF	TIME OF DAY
1 -		23.003	1:07.130	64.77	11.474	15:15:27.138
2 -	34.612	22.491	57.103	76.15	1.447	15:16:24.241
3 -	34.022	22.128	56.150	77.44	0.494	15:17:20.391
4 -	33.486	22.170	55.656 (1)	78.13		15:18:16.047
5 -	34.002	21.871	55.873 (2)	77.83	0.217	15:19:11.920
6 -	33.718	22.503	56.221	77.34	0.565	15:20:08.141
7 -	33.565	22.398	55.963	77.70	0.307	15:21:04.104
8 -	33.803	22.110	55.913 (3)	77.77	0.257	15:22:00.017

P27 88 E		George PRINOS		Ducati 996 - Kappa Planning Ltd		
IDEAL LAP TIME : 55.521		BEST LAP TIME : 55.730		DIFFERENCE : 0.209		
LAP	SECTOR 1	SECTOR 2	LAP TIME	MPH	DIFF	TIME OF DAY
1 -		23.194	1:07.737	64.19	12.007	15:15:27.745
2 -	34.758	22.262	57.020	76.26	1.290	15:16:24.765
3 -	33.922	22.558	56.480	76.99	0.750	15:17:21.245
4 -	33.306	22.424	55.730 (1)	78.02		15:18:16.975
5 -	33.812	22.215	56.027 (2)	77.61	0.297	15:19:13.002
6 -	33.947	22.530	56.477 (3)	76.99	0.747	15:20:09.479
7 -	34.019	22.719	56.738	76.64	1.008	15:21:06.217
8 -	34.402	22.744	57.146	76.09	1.416	15:22:03.363

P28 64 E		Keith CHAMBERS		Suzuki GSXR 750 - Amanda Chambers		
IDEAL LAP TIME : 57.968		BEST LAP TIME : 57.968		DIFFERENCE : 0.000		
LAP	SECTOR 1	SECTOR 2	LAP TIME	MPH	DIFF	TIME OF DAY
1 -		23.174	1:06.734	65.16	8.766	15:15:26.742
2 -	36.065	23.777	59.842	72.66	1.874	15:16:26.584
3 -	34.818	23.150	57.968 (1)	75.01		15:17:24.552
4 -	34.865	23.747	58.612 (2)	74.19	0.644	15:18:23.164
5 -	35.364	23.631	58.995	73.71	1.027	15:19:22.159
6 -	35.129	23.529	58.658 (3)	74.13	0.690	15:20:20.817
7 -	35.501	24.249	59.750	72.77	1.782	15:21:20.567
8 -	35.307	24.446	59.753	72.77	1.785	15:22:20.320

P29 24 U		Mark REYNOLDS		Yamaha R1 4C8 -		
IDEAL LAP TIME : 1:01.458		BEST LAP TIME : 1:01.694		DIFFERENCE : 0.236		
LAP	SECTOR 1	SECTOR 2	LAP TIME	MPH	DIFF	TIME OF DAY
1 -		25.721	1:12.679	59.83	10.985	15:15:32.687
2 -	38.755	25.733	1:04.488	67.43	2.794	15:16:37.175
3 -	38.285	25.265	1:03.550	68.42	1.856	15:17:40.725
4 -	37.375	24.966	1:02.341	69.75	0.647	15:18:43.066
5 -	37.264	24.744	1:02.008	70.12	0.314	15:19:45.074
6 -	36.876	24.886	1:01.762 (2)	70.40	0.068	15:20:46.836
7 -	37.340	24.582	1:01.922 (3)	70.22	0.228	15:21:48.758
8 -	37.098	24.596	1:01.694 (1)	70.48		15:22:50.452

BMCRC-MRO Championships 2025 - Rnd 1 @ Brands Hatch Indy

BMCRC Thunderbike Ultra & Extreme

RACE 8 - BEST SECTORS

POS	SECTOR 1		SECTOR 2		IDEAL / BEST COMPARISON			IDEAL	BEST	DIFF
	NO	TIME	NO	TIME	POS	NO	NAME			
								PERFECT LAP	49.700	
1	47	29.742	47	19.958	1	47	DANCE	49.700	49.863	0.163
2	141	29.829	78	20.016	2	141	HUNTE	50.151	50.155	0.004
3	85	30.141	23	20.047	3	78	THOMAS	50.181	50.181	0.000
4	78	30.165	102	20.232	4	23	ROSE	50.434	50.434	0.000
5	19	30.190	19	20.281	5	19	DONOVAN	50.471	50.566	0.095
6	25	30.355	141	20.322	6	85	WOOD	50.547	50.547	0.000
7	23	30.387	69	20.398	7	102	FEARN	50.719	50.719	0.000
8	102	30.487	85	20.406	8	25	SMITH	50.879	51.070	0.191
9	48	30.627	87	20.451	9	69	RUSSO	51.054	51.242	0.188
10	69	30.656	25	20.524	10	87	DOOLAN	51.139	51.413	0.274
11	87	30.688	81	20.615	11	20	SWYER	51.424	51.555	0.131
12	20	30.755	20	20.669	12	81	CORKETT	51.436	51.600	0.164
13	81	30.821	63	20.781	13	48	WALLIS	51.605	51.633	0.028
14	33	31.193	115	20.952	14	63	WREN	52.049	52.049	0.000
15	63	31.268	4	20.955	15	33	BISWELL	52.228	52.228	0.000
16	8	31.451	48	20.978	16	8	SAUNDERS	52.663	52.678	0.015
17	154	31.581	53	21.022	17	4	KILLWORTH	52.908	52.985	0.077
18	6	31.749	33	21.035	18	6	FIRTH	52.920	53.032	0.112
19	82	31.831	6	21.171	19	154	JAMISON	52.982	53.029	0.047
20	4	31.953	82	21.186	20	115	KEILTY	53.008	53.053	0.045
21	129	31.977	8	21.212	21	82	HINNELLS	53.017	53.067	0.050
22	86	31.989	154	21.401	22	53	McGLYNN	53.182	53.215	0.033
23	115	32.056	129	21.514	23	129	CRIPPS	53.491	53.682	0.191
24	53	32.160	86	21.801	24	86	CHERRY	53.790	53.790	0.000
25	88	33.306	606	21.871	25	606	GAWALUCH	55.357	55.656	0.299
26	89	33.339	89	22.097	26	89	SKINNS	55.436	55.503	0.067
27	606	33.486	88	22.215	27	88	PRINOS	55.521	55.730	0.209
28	64	34.818	64	23.150	28	64	CHAMBERS	57.968	57.968	0.000
29	24	36.876	24	24.582	29	24	REYNOLDS	1:01.458	1:01.694	0.236

BMCRC-MRO Championships 2025 - Rnd 1 @ Brands Hatch Indy

BMCRC Thunderbike Ultra & Extreme

RACE 8 - STATISTICS

Competitors Started 29
Planned Start 2025-03-15 @ 14:15:00.000
Actual Start 2025-03-15 @ 15:14:20.007
Finish Time 2025-03-15 @ 15:21:55.859
Track Length 1.2079mi.
Total Laps 256
Total Distance Covered 309.2340mi.

Session Fastest Lap History

NO	CL	NAME	LAP TIME	TIME OF DAY	LAP	VEHICLE
47	U	Daryl DANCE	49.863	15:16:04.526	2	YAMAHA YZF R1

Session Leader History

NO	CL	NAME	FROM LAP	LAPS LED	DISTANCE	VEHICLE
47	U	Daryl DANCE	1	9	10.87 miles	YAMAHA YZF R1

Flag History

TYPE	TIME OF DAY
GREEN	15:14:20.007
FINISH	15:21:55.859

Flag Statistics

TYPE	COUNT	TOTAL LAPS	TOTAL TIME
Green	1	9	8:38.705
Red	0	0	0.000
Safety Car	0	0	0.000
FCY	0	0	0.000

BMCRC-MRO Championships 2025 - Rnd 1 @ Brands Hatch Indy

BMCRC Thunderbike Ultra & Extreme

RACE 8 - STATISTICS

CLASS : U

17 Starters

Fastest Lap History

NO	NAME	LAP TIME	TIME OF DAY	LAP	VEHICLE
47	Daryl DANCE	49.863	15:16:04.526	2	YAMAHA YZF R1

Leader History

NO	NAME	FROM LAP	LAPS LED	DISTANCE	VEHICLE
47	Daryl DANCE	1	9	10.87 miles	YAMAHA YZF R1

BMCRC-MRO Championships 2025 - Rnd 1 @ Brands Hatch Indy

BMCRC Thunderbike Ultra & Extreme

RACE 8 - STATISTICS

CLASS : E

12 Starters

Fastest Lap History

NO	NAME	LAP TIME	TIME OF DAY	LAP	VEHICLE
69	Tony RUSSO	52.724	15:16:12.133	2	Suzuki GSXR 750
69	Tony RUSSO	51.998	15:17:04.135	3	Suzuki GSXR 750
69	Tony RUSSO	51.486	15:17:55.616	4	Suzuki GSXR 750
69	Tony RUSSO	51.356	15:18:46.972	5	Suzuki GSXR 750
69	Tony RUSSO	51.242	15:20:29.848	7	Suzuki GSXR 750

Leader History

NO	NAME	FROM LAP	LAPS LED	DISTANCE	VEHICLE
48	Shaun WALLIS	1	1	1.20 miles	Yamaha R6 (X)
69	Tony RUSSO	2	8	9.66 miles	Suzuki GSXR 750



BMCRC-MRO Championships 2025 - Rnd 1 @ Brands Hatch Indy

BMCRC Thunderbike Ultra & Extreme

RACE 18 - GRID (7 Laps)

ROW 11		32	124	Gareth SKINNER	31	3	Chad HASHMI					
ROW 10	30	51	Paul BEESLEY	29	24	Mark REYNOLDS	28	64	Keith CHAMBERS			
ROW 9				27	88	George PRINOS	26	606	Piotr GAWALUCH	25	89	Daryl SKINNS
ROW 8	24	86	Jason CHERRY	23	129	Derek CRIPPS	22	53	Seamus McGLYNN			
ROW 7				21	82	Matt HINNELLS	20	115	Tony KEILTY	19	6	Andrew FIRTH
ROW 6	18	154	Adam JAMISON	17	4	Hayden KILLWORTH	16	8	Dave SAUNDERS			
ROW 5				15	33	Mark BISWELL	14	63	Matthew WREN	13	48	Shaun WALLIS
ROW 4	12	81	Darren CORKETT	11	20	Connor SWYER	10	87	Ben DOOLAN			
ROW 3				9	69	Tony RUSSO	8	25	Haydon SMITH	7	102	James FEARN
ROW 2	6	19	Tyler DONOVAN	5	85	Clinton WOOD	4	23	Justin ROSE			
ROW 1				3	78	Jamie THOMAS	2	141	Ramone HUNTE	1	47	Daryl DANCE
Pole												

These results are provisional until the conclusion of any judicial and technical matters.


Brands Hatch Indy: 1.2079 miles

Clerk Of Course:	Timekeeper:	<i>Craig Smith</i>	
------------------	-------------	--------------------	--

Results can be found at www.tsl-timing.com

Printed - 15:28 Saturday, 15 March 2025





BMCRC-MRO Championships 2025 - Rnd 1 @ Brands Hatch Indy

BMCRC Thunderbike Ultra & Extreme

RACE 18 - CLASSIFICATION

Race Distance: 7 Laps / 8.45 miles

POS	NO	CL	PIC	NAME	ENTRY	LAPS	TIME	GAP	DIFF	MPH	BEST	ON	GRD	↑↓
1	47	U	1	Daryl DANCE	YAMAHA YZF R1 - 2 brothers scaffolding	7	5:57.340			85.18	49.791	4	1	0
2	141	U	2	Ramone HUNTE	Kawasaki ZX10R - my wallet.com	7	6:04.061	6.721	6.721	83.61	51.276	3	2	0
3	78	U	3	Jamie THOMAS	Suzuki GSXR 1000 - Team RubyRacing	7	6:04.354	7.014	0.293	83.54	50.841	3	3	0
4	85	U	4	Clinton WOOD	Suzuki GSXR1000 - Clinton Wood	7	6:07.432	10.092	3.078	82.84	50.936	7	5	1
5	102	U	5	James FEARN	Suzuki GSXR1000 - Greenplant satellite team	7	6:08.297	10.957	0.865	82.65	51.194	4	7	2
6	23	U	6	Justin ROSE	Yamaha R1 - J. Rose roofing services	7	6:10.310	12.970	2.013	82.20	51.465	7	4	-2
7	19	U	7	Tyler DONOVAN	Kawasaki ZX10R - Tinder Corp	7	6:10.811	13.471	0.501	82.09	51.466	7	6	-1
8	25	U	8	Haydon SMITH	Kawasaki ZXR 750 - Shelf & Rail Co.	7	6:12.019	14.679	1.208	81.82	51.821	7	8	0
9	20	U	9	Connor SWYER	SUZUKI GSXR 1000 K6 - WSC Performace & lleithyr farm &	7	6:13.865	16.525	1.846	81.42	51.866	5	11	2
10	69	E	1	Tony RUSSO	Suzuki GSXR 750 - Wymark Lubricants	7	6:14.046	16.706	0.181	81.38	51.608	4	9	-1
11	48	E	2	Shaun WALLIS	Yamaha R6 (X) - MBC Despatch Racing	7	6:14.261	16.921	0.215	81.33	51.787	5	13	2
12	87	E	3	Ben DOOLAN	Yamaha R6 - my wallet	7	6:14.388	17.048	0.127	81.30	51.638	6	10	-2
13	53	U	10	Seamus McGLYNN	- S and d build and design Ltd	7	6:17.413	20.073	3.025	80.65	52.344	4	22	9
14	81	E	4	Darren CORKETT	Suzuki GSXR 750 - Jackson & Phillips	7	6:21.270	23.930	3.857	79.83	52.743	4	12	-2
15	4	U	11	Hayden KILLWORTH	- Amy - Helmet City - GreenplantUK	7	6:23.993	26.653	2.723	79.27	52.575	7	17	2
16	6	E	5	Andrew FIRTH	Yamaha YZF-R1 - IMP Racing	7	6:25.506	28.166	1.513	78.96	53.540	5	19	3
17	154	E	6	Adam JAMISON	- Team AJR	7	6:26.090	28.750	0.584	78.84	53.558	5	18	1
18	33	E	7	Mark BISWELL	Yamaha YZF-R6 - Bizzle Bikesport	7	6:26.458	29.118	0.368	78.76	53.241	5	15	-3
19	63	U	12	Matthew WREN	Suzuki GSXR - TBR performance	7	6:30.329	32.989	3.871	77.98	53.931	3	14	-5
20	8	U	13	Dave SAUNDERS	Suzuki GSXR1000 - Mum/Dad/JW MOT/Parks Utility	7	6:30.461	33.121	0.132	77.95	53.280	5	16	-4
21	129	E	8	Derek CRIPPS	Yamaha R1 - Team FBR	7	6:31.939	34.599	1.478	77.66	54.348	7	23	2
22	51	E	9	Paul BEESLEY	Aprilia MILLIE RSV -	7	6:32.942	35.602	1.003	77.46	54.169	5	30	8
23	86	U	14	Jason CHERRY	Aprilia RSV 1000R -	7	6:34.326	36.986	1.384	77.19	54.365	4	24	1
24	88	E	10	George PRINOS	Ducati 996 - Kappa Planning Ltd	7	6:45.240	47.900	10.914	75.11	55.957	4	27	3
25	89	E	11	Daryl SKINNS	Suzuki GSXR 750 -	7	6:50.170	52.830	4.930	74.21	56.612	4	25	0
26	606	U	15	Piotr GAWALUCH	Suzuki 750 GSXR K8 -	7	6:50.919	53.579	0.749	74.07	56.769	3	26	0
27	124	E	12	Gareth SKINNER	Aprilia RSVR - Two4 Suspension	7	7:01.874	1:04.534	10.955	72.15	56.754	5	32	5

NOT CLASSIFIED

DNF	64	E		Keith CHAMBERS	Suzuki GSXR 750 - Amanda Chambers	3	3:10.486	4 Laps	4 Laps	68.48	1:00.011	2	28	
-----	----	---	--	----------------	-----------------------------------	---	----------	--------	--------	-------	----------	---	----	--

FASTEST LAP

47	U			Daryl DANCE	YAMAHA YZF R1 - 2 brothers scaffolding	4	49.791			87.33 mph	140.55 kph			
69	E			Tony RUSSO	Suzuki GSXR 750 - Wymark Lubricants	4	51.608			84.26 mph	135.60 kph			

Class U - 92.5% of Race Speed = 78.79 mph

Class E - 92.5% of Race Speed = 75.27 mph

Weather / Track : Cloudy / Dry

These results are provisional until the conclusion of any judicial and technical matters.

Date: 15/03/2025 Start: 17:36 Finish: 17:42

Brands Hatch Indy: 1.2079 miles

Clerk Of Course:

Timekeeper:

Craig Smith



Results can be found at www.tsl-timing.com

Printed - 17:45 Saturday, 15 March 2025



BMCRC-MRO Championships 2025 - Rnd 1 @ Brands Hatch Indy

BMCRC Thunderbike Ultra & Extreme

RACE 18 - LAP CHART

LAP 1 @ 17:37:42.578

NO	BEHIND	LAP TIME
47		54.560
141	0.843	55.403
78	2.221	56.781
23	2.557	57.117
102	3.272	57.832
19	3.573	58.133
85	3.850	58.410
25	4.163	58.723
20	5.212	59.772
87	5.326	59.886
69	5.556	1:00.116
48	5.951	1:00.511
53	6.130	1:00.690
81	6.413	1:00.973
6	6.827	1:01.387
154	7.132	1:01.692
33	8.057	1:02.617
4	8.438	1:02.998
63	9.004	1:03.564
129	9.448	1:04.008
8	9.951	1:04.511
51	10.318	1:04.878
86	10.817	1:05.377
89	11.451	1:06.011
88	11.767	1:06.327
124	12.316	1:06.876
606	13.047	1:07.607
64	15.283	1:09.843

LAP 3 @ 17:39:22.473

NO	BEHIND	LAP TIME
47		49.796
141	3.635	51.276
78	4.383	50.841
102	7.540	51.747
85	8.154	51.514
23	8.768	52.844
19	9.081	52.645
25	9.552	52.745
20	10.746	52.159
69	11.580	52.652
48	11.958	52.667
87	12.140	52.824
53	12.447	52.713
81	13.965	53.312
6	16.000	54.423
154	16.366	54.489
4	16.878	53.901
33	17.740	54.842
63	18.161	53.931
129	19.511	54.519
8	19.763	54.525
51	20.626	54.951
86	21.149	54.451
89	24.960	56.701
88	25.342	56.345
124	27.368	57.465
606	27.884	56.769
64	36.031	1:00.632

141	6.177	51.636
78	6.450	51.645
102	9.791	51.585
85	10.403	51.545
23	12.239	51.984
19	12.815	51.744
25	13.316	52.220
20	14.044	51.866
69	14.400	51.740
48	15.132	51.787
87	15.646	51.971
53	16.652	52.389
81	18.985	52.805
6	22.799	53.540
4	23.128	53.427
154	23.193	53.558
33	24.213	53.241
63	26.395	54.517
8	26.676	53.280
129	28.258	54.904
51	28.717	54.169
86	29.402	54.416
88	36.804	56.033
89	38.568	57.524
124	40.768	56.754
606	41.664	57.206

19	13.471	51.466
25	14.679	51.821
20	16.525	52.485
69	16.706	52.460
48	16.921	52.291
87	17.048	52.121
53	20.073	52.980
81	23.930	53.853
4	26.653	52.575
6	28.166	54.151
154	28.750	54.079
33	29.118	53.976
63	32.989	54.165
8	33.121	54.067
129	34.599	54.348
51	35.602	54.732
86	36.986	55.350
88	47.900	56.386
89	52.830	58.364
606	53.579	56.826
124	1:04.534	1:07.594

LAP 2 @ 17:38:32.677

NO	BEHIND	LAP TIME
47		50.099
141	2.155	51.411
78	3.338	51.216
102	5.589	52.416
23	5.720	53.262
19	6.232	52.758
85	6.436	52.685
25	6.603	52.539
20	8.383	53.270
69	8.724	53.267
48	9.087	53.235
87	9.112	53.885
53	9.530	53.499
81	10.449	54.135
6	11.373	54.645
154	11.673	54.640
33	12.694	54.736
4	12.773	54.434
63	14.026	55.121
129	14.788	55.439
8	15.034	55.182
51	15.471	55.252
86	16.494	55.776
89	18.055	56.703
88	18.793	57.125
124	19.699	57.482
606	20.911	57.963
64	25.195	1:00.011

LAP 4 @ 17:40:12.264

NO	BEHIND	LAP TIME
47		49.791
141	5.278	51.434
78	5.542	50.950
102	8.943	51.194
85	9.595	51.232
23	10.992	52.015
19	11.808	52.518
25	11.833	52.072
20	12.915	51.960
69	13.397	51.608
48	14.082	51.915
87	14.412	52.063
53	15.000	52.344
81	16.917	52.743
6	19.996	53.787
154	20.372	53.797
4	20.438	53.351
33	21.709	53.760
63	22.615	54.245
129	24.091	54.371
8	24.133	54.161
51	25.285	54.450
86	25.723	54.365
88	31.508	55.957
89	31.781	56.612
124	34.751	57.174
606	35.195	57.102

LAP 6 @ 17:41:54.207

NO	BEHIND	LAP TIME
47		51.206
141	6.537	51.566
78	6.920	51.676
85	10.307	51.110
102	10.538	51.953
23	12.656	51.623
19	13.156	51.547
25	14.009	51.899
20	15.191	52.353
69	15.397	52.203
48	15.781	51.855
87	16.078	51.638
53	18.244	52.798
81	21.228	53.449
6	25.166	53.573
4	25.229	53.307
154	25.822	53.835
33	26.293	53.286
63	29.975	54.786
8	30.205	54.735
129	31.402	54.350
51	32.021	54.510
86	32.787	54.591
88	42.665	57.067
89	45.617	58.255
606	47.904	57.446
124	48.091	58.529

LAP 5 @ 17:41:03.001

NO	BEHIND	LAP TIME
47		50.737

LAP 7 @ 17:42:45.358

NO	BEHIND	LAP TIME
47		51.151
141	6.721	51.335
78	7.014	51.245
85	10.092	50.936
102	10.957	51.570
23	12.970	51.465

BMCRC-MRO Championships 2025 - Rnd 1 @ Brands Hatch Indy

BMCRC Thunderbike Ultra & Extreme

RACE 18 - POSITION CHART

No	Name	Lap							
		Pos	1	2	3	4	5	6	7
47	DANCE	1	47	47	47	47	47	47	47
141	HUNTE	2	141	141	141	141	141	141	141
78	THOMAS	3	78	78	78	78	78	78	78
23	ROSE	4	23	102	102	102	102	85	85
85	WOOD	5	102	23	85	85	85	102	102
19	DONOVAN	6	19	19	23	23	23	23	23
102	FEARN	7	85	85	19	19	19	19	19
25	SMITH	8	25	25	25	25	25	25	25
69	RUSSO	9	20	20	20	20	20	20	20
87	DOOLAN	10	87	69	69	69	69	69	69
20	SWYER	11	69	48	48	48	48	48	48
81	CORKETT	12	48	87	87	87	87	87	87
48	WALLIS	13	53	53	53	53	53	53	53
63	WREN	14	81	81	81	81	81	81	81
33	BISWELL	15	6	6	6	6	6	6	4
8	SAUNDERS	16	154	154	154	154	4	4	6
4	KILLWORTH	17	33	33	4	4	154	154	154
154	JAMISON	18	4	4	33	33	33	33	33
6	FIRTH	19	63	63	63	63	63	63	63
53	McGLYNN	20	129	129	129	129	8	8	8
129	CRIPPS	21	8	8	8	8	129	129	129
86	CHERRY	22	51	51	51	51	51	51	51
89	SKINNS	23	86	86	86	86	86	86	86
606	GAWALUCH	24	89	89	89	88	88	88	88
88	PRINOS	25	88	88	88	89	89	89	89
64	CHAMBERS	26	124	124	124	124	124	606	606
51	BEESELEY	27	606	606	606	606	606	124	124
124	SKINNER	28	64	64	64				

BMCRC-MRO Championships 2025 - Rnd 1 @ Brands Hatch Indy

BMCRC Thunderbike Ultra & Extreme

RACE 18 - SECTOR ANALYSIS



SECTOR 1 = FL to I1, SECTOR 2 = I1 to FL, DIFF = Difference To Personal Best Lap, P = Crossed Finish Line in Pit Lane, D = Time Disallowed

P1 47 U		Daryl DANCE		YAMAHA YZF R1 - 2 brothers scaffolding		
IDEAL LAP TIME : 49.704		BEST LAP TIME : 49.791		DIFFERENCE : 0.087		
LAP	SECTOR 1	SECTOR 2	LAP TIME	MPH	DIFF	TIME OF DAY
1 -		20.020	54.560	79.70	4.769	17:37:42.578
2 -	30.147	19.952	50.099 (3)	86.80	0.308	17:38:32.677
3 -	29.905	19.891	49.796 (2)	87.32	0.005	17:39:22.473
4 -	29.813	19.978	49.791 (1)	87.33		17:40:12.264
5 -	30.340	20.397	50.737	85.70	0.946	17:41:03.001
6 -	30.797	20.409	51.206	84.92	1.415	17:41:54.207
7 -	30.711	20.440	51.151	85.01	1.360	17:42:45.358

P2 141 U		Ramone HUNTE		Kawasaki ZX10R - my wallet.com		
IDEAL LAP TIME : 50.912		BEST LAP TIME : 51.276		DIFFERENCE : 0.364		
LAP	SECTOR 1	SECTOR 2	LAP TIME	MPH	DIFF	TIME OF DAY
1 -		20.338	55.403	78.48	4.127	17:37:43.421
2 -	30.930	20.481	51.411 (3)	84.58	0.135	17:38:34.832
3 -	30.670	20.606	51.276 (1)	84.80		17:39:26.108
4 -	30.574	20.860	51.434	84.54	0.158	17:40:17.542
5 -	31.124	20.512	51.636	84.21	0.360	17:41:09.178
6 -	31.188	20.378	51.566	84.33	0.290	17:42:00.744
7 -	30.845	20.490	51.335 (2)	84.71	0.059	17:42:52.079

P3 78 U		Jamie THOMAS		Suzuki GSXR 1000 - Team RubyRacing		
IDEAL LAP TIME : 50.794		BEST LAP TIME : 50.841		DIFFERENCE : 0.047		
LAP	SECTOR 1	SECTOR 2	LAP TIME	MPH	DIFF	TIME OF DAY
1 -		20.482	56.781	76.58	5.940	17:37:44.799
2 -	30.765	20.451	51.216 (3)	84.90	0.375	17:38:36.015
3 -	30.571	20.270	50.841 (1)	85.53		17:39:26.856
4 -	30.601	20.349	50.950 (2)	85.35	0.109	17:40:17.806
5 -	31.243	20.402	51.645	84.20	0.804	17:41:09.451
6 -	31.453	20.223	51.676	84.15	0.835	17:42:01.127
7 -	30.944	20.301	51.245	84.85	0.404	17:42:52.372

P4 85 U		Clinton WOOD		Suzuki GSXR1000 - Clinton Wood		
IDEAL LAP TIME : 50.735		BEST LAP TIME : 50.936		DIFFERENCE : 0.201		
LAP	SECTOR 1	SECTOR 2	LAP TIME	MPH	DIFF	TIME OF DAY
1 -		21.052	58.410	74.44	7.474	17:37:46.428
2 -	31.601	21.084	52.685	82.53	1.749	17:38:39.113
3 -	31.090	20.424	51.514	84.41	0.578	17:39:30.627
4 -	30.706	20.526	51.232 (3)	84.88	0.296	17:40:21.859
5 -	30.732	20.813	51.545	84.36	0.609	17:41:13.404
6 -	30.629	20.481	51.110 (2)	85.08	0.174	17:42:04.514
7 -	30.311	20.625	50.936 (1)	85.37		17:42:55.450

P5 102 U		James FEARN		Suzuki GSXR1000 - Greenplant satellite team		
IDEAL LAP TIME : 51.194		BEST LAP TIME : 51.194		DIFFERENCE : 0.000		
LAP	SECTOR 1	SECTOR 2	LAP TIME	MPH	DIFF	TIME OF DAY
1 -		20.754	57.832	75.19	6.638	17:37:45.850
2 -	31.587	20.829	52.416	82.96	1.222	17:38:38.266
3 -	31.238	20.509	51.747	84.03	0.553	17:39:30.013
4 -	30.854	20.340	51.194 (1)	84.94		17:40:21.207
5 -	31.173	20.412	51.585 (3)	84.29	0.391	17:41:12.792
6 -	31.492	20.461	51.953	83.70	0.759	17:42:04.745
7 -	31.118	20.452	51.570 (2)	84.32	0.376	17:42:56.315

BMCRC-MRO Championships 2025 - Rnd 1 @ Brands Hatch Indy

BMCRC Thunderbike Ultra & Extreme

RACE 18 - SECTOR ANALYSIS



SECTOR 1 = FL to I1, SECTOR 2 = I1 to FL, DIFF = Difference To Personal Best Lap, P = Crossed Finish Line in Pit Lane, D = Time Disallowed

P6 23 U Justin ROSE		Yamaha R1 - J. Rose roofing services				
IDEAL LAP TIME : 51.387		BEST LAP TIME : 51.465		DIFFERENCE : 0.078		
LAP	SECTOR 1	SECTOR 2	LAP TIME	MPH	DIFF	TIME OF DAY
1 -		21.029	57.117	76.13	5.652	17:37:45.135
2 -	32.101	21.161	53.262	81.64	1.797	17:38:38.397
3 -	31.846	20.998	52.844	82.29	1.379	17:39:31.241
4 -	31.416	20.599	52.015	83.60	0.550	17:40:23.256
5 -	31.355	20.629	51.984 (3)	83.65	0.519	17:41:15.240
6 -	31.197	20.426	51.623 (2)	84.23	0.158	17:42:06.863
7 -	30.961	20.504	51.465 (1)	84.49		17:42:58.328

P7 19 U Tyler DONOVAN		Kawasaki ZX10R - Tinder Corp				
IDEAL LAP TIME : 51.466		BEST LAP TIME : 51.466		DIFFERENCE : 0.000		
LAP	SECTOR 1	SECTOR 2	LAP TIME	MPH	DIFF	TIME OF DAY
1 -		21.272	58.133	74.80	6.667	17:37:46.151
2 -	31.657	21.101	52.758	82.42	1.292	17:38:38.909
3 -	31.722	20.923	52.645	82.60	1.179	17:39:31.554
4 -	31.654	20.864	52.518	82.80	1.052	17:40:24.072
5 -	31.039	20.705	51.744 (3)	84.04	0.278	17:41:15.816
6 -	30.895	20.652	51.547 (2)	84.36	0.081	17:42:07.363
7 -	30.829	20.637	51.466 (1)	84.49		17:42:58.829

P8 25 U Haydon SMITH		Kawasaki ZXR 750 - Shelf & Rail Co.				
IDEAL LAP TIME : 51.584		BEST LAP TIME : 51.821		DIFFERENCE : 0.237		
LAP	SECTOR 1	SECTOR 2	LAP TIME	MPH	DIFF	TIME OF DAY
1 -		20.981	58.723	74.05	6.902	17:37:46.741
2 -	31.466	21.073	52.539	82.76	0.718	17:38:39.280
3 -	31.504	21.241	52.745	82.44	0.924	17:39:32.025
4 -	30.883	21.189	52.072 (3)	83.51	0.251	17:40:24.097
5 -	31.323	20.897	52.220	83.27	0.399	17:41:16.317
6 -	31.086	20.813	51.899 (2)	83.78	0.078	17:42:08.216
7 -	30.771	21.050	51.821 (1)	83.91		17:43:00.037

P9 20 U Connor SWYER		SUZUKI GSXR 1000 K6 - WSC Performace & lleithyr farm & dac				
IDEAL LAP TIME : 51.866		BEST LAP TIME : 51.866		DIFFERENCE : 0.000		
LAP	SECTOR 1	SECTOR 2	LAP TIME	MPH	DIFF	TIME OF DAY
1 -		21.372	59.772	72.75	7.906	17:37:47.790
2 -	31.975	21.295	53.270	81.63	1.404	17:38:41.060
3 -	31.464	20.695	52.159 (3)	83.37	0.293	17:39:33.219
4 -	31.242	20.718	51.960 (2)	83.69	0.094	17:40:25.179
5 -	31.224	20.642	51.866 (1)	83.84		17:41:17.045
6 -	31.302	21.051	52.353	83.06	0.487	17:42:09.398
7 -	31.292	21.193	52.485	82.85	0.619	17:43:01.883

P10 69 E Tony RUSSO		Suzuki GSXR 750 - Wymark Lubricants				
IDEAL LAP TIME : 51.533		BEST LAP TIME : 51.608		DIFFERENCE : 0.075		
LAP	SECTOR 1	SECTOR 2	LAP TIME	MPH	DIFF	TIME OF DAY
1 -		21.493	1:00.116	72.33	8.508	17:37:48.134
2 -	32.131	21.136	53.267	81.63	1.659	17:38:41.401
3 -	31.844	20.808	52.652	82.59	1.044	17:39:34.053
4 -	31.096	20.512	51.608 (1)	84.26		17:40:25.661
5 -	31.021	20.719	51.740 (2)	84.04	0.132	17:41:17.401
6 -	31.187	21.016	52.203 (3)	83.30	0.595	17:42:09.604
7 -	31.362	21.098	52.460	82.89	0.852	17:43:02.064

BMCRC-MRO Championships 2025 - Rnd 1 @ Brands Hatch Indy

BMCRC Thunderbike Ultra & Extreme

RACE 18 - SECTOR ANALYSIS



SECTOR 1 = FL to I1, SECTOR 2 = I1 to FL, DIFF = Difference To Personal Best Lap, P = Crossed Finish Line in Pit Lane, D = Time Disallowed

P11 48 E		Shaun WALLIS		Yamaha R6 (X) - MBC Despatch Racing			
IDEAL LAP TIME : 51.787		BEST LAP TIME : 51.787		DIFFERENCE : 0.000			
LAP	SECTOR 1	SECTOR 2	LAP TIME	MPH	DIFF	TIME OF DAY	
1 -		21.734	1:00.511	71.86	8.724	17:37:48.529	
2 -	31.868	21.367	53.235	81.68	1.448	17:38:41.764	
3 -	31.650	21.017	52.667	82.56	0.880	17:39:34.431	
4 -	31.102	20.813	51.915 (3)	83.76	0.128	17:40:26.346	
5 -	31.001	20.786	51.787 (1)	83.97		17:41:18.133	
6 -	31.029	20.826	51.855 (2)	83.86	0.068	17:42:09.988	
7 -	31.247	21.044	52.291	83.16	0.504	17:43:02.279	

P12 87 E		Ben DOOLAN		Yamaha R6 - my wallet			
IDEAL LAP TIME : 51.638		BEST LAP TIME : 51.638		DIFFERENCE : 0.000			
LAP	SECTOR 1	SECTOR 2	LAP TIME	MPH	DIFF	TIME OF DAY	
1 -		21.353	59.886	72.61	8.248	17:37:47.904	
2 -	32.155	21.730	53.885	80.70	2.247	17:38:41.789	
3 -	31.815	21.009	52.824	82.32	1.186	17:39:34.613	
4 -	31.277	20.786	52.063 (3)	83.52	0.425	17:40:26.676	
5 -	31.137	20.834	51.971 (2)	83.67	0.333	17:41:18.647	
6 -	31.000	20.638	51.638 (1)	84.21		17:42:10.285	
7 -	31.352	20.769	52.121	83.43	0.483	17:43:02.406	

P13 53 U		Seamus McGLYNN		- S and d build and design Ltd			
IDEAL LAP TIME : 52.289		BEST LAP TIME : 52.344		DIFFERENCE : 0.055			
LAP	SECTOR 1	SECTOR 2	LAP TIME	MPH	DIFF	TIME OF DAY	
1 -		21.815	1:00.690	71.65	8.346	17:37:48.708	
2 -	32.398	21.101	53.499	81.28	1.155	17:38:42.207	
3 -	31.852	20.861	52.713 (3)	82.49	0.369	17:39:34.920	
4 -	31.540	20.804	52.344 (1)	83.07		17:40:27.264	
5 -	31.490	20.899	52.389 (2)	83.00	0.045	17:41:19.653	
6 -	31.771	21.027	52.798	82.36	0.454	17:42:12.451	
7 -	31.485	21.495	52.980	82.08	0.636	17:43:05.431	

P14 81 E		Darren CORKETT		Suzuki GSXR 750 - Jackson & Phillips			
IDEAL LAP TIME : 52.705		BEST LAP TIME : 52.743		DIFFERENCE : 0.038			
LAP	SECTOR 1	SECTOR 2	LAP TIME	MPH	DIFF	TIME OF DAY	
1 -		21.824	1:00.973	71.31	8.230	17:37:48.991	
2 -	32.891	21.244	54.135	80.32	1.392	17:38:43.126	
3 -	31.997	21.315	53.312 (3)	81.56	0.569	17:39:36.438	
4 -	31.627	21.116	52.743 (1)	82.44		17:40:29.181	
5 -	31.727	21.078	52.805 (2)	82.35	0.062	17:41:21.986	
6 -	32.177	21.272	53.449	81.35	0.706	17:42:15.435	
7 -	32.300	21.553	53.853	80.74	1.110	17:43:09.288	

P15 4 U		Hayden KILLWORTH		- Amy - Helmet City - GreenplantUK			
IDEAL LAP TIME : 52.575		BEST LAP TIME : 52.575		DIFFERENCE : 0.000			
LAP	SECTOR 1	SECTOR 2	LAP TIME	MPH	DIFF	TIME OF DAY	
1 -		22.026	1:02.998	69.02	10.423	17:37:51.016	
2 -	33.127	21.307	54.434	79.88	1.859	17:38:45.450	
3 -	32.703	21.198	53.901	80.67	1.326	17:39:39.351	
4 -	32.290	21.061	53.351 (3)	81.50	0.776	17:40:32.702	
5 -	32.236	21.191	53.427	81.39	0.852	17:41:26.129	
6 -	32.135	21.172	53.307 (2)	81.57	0.732	17:42:19.436	
7 -	31.617	20.958	52.575 (1)	82.71		17:43:12.011	

BMCRC-MRO Championships 2025 - Rnd 1 @ Brands Hatch Indy

BMCRC Thunderbike Ultra & Extreme

RACE 18 - SECTOR ANALYSIS



SECTOR 1 = FL to I1, SECTOR 2 = I1 to FL, DIFF = Difference To Personal Best Lap, P = Crossed Finish Line in Pit Lane, D = Time Disallowed

P16		6 E		Andrew FIRTH		Yamaha YZF-R1 - IMP Racing	
IDEAL LAP TIME : 53.276		BEST LAP TIME : 53.540		DIFFERENCE : 0.264			
LAP	SECTOR 1	SECTOR 2	LAP TIME	MPH	DIFF	TIME OF DAY	
1 -		21.918	1:01.387	70.83	7.847	17:37:49.405	
2 -	33.019	21.626	54.645	79.57	1.105	17:38:44.050	
3 -	32.894	21.529	54.423	79.90	0.883	17:39:38.473	
4 -	31.898	21.889	53.787 (3)	80.84	0.247	17:40:32.260	
5 -	32.129	21.411	53.540 (1)	81.22		17:41:25.800	
6 -	32.195	21.378	53.573 (2)	81.17	0.033	17:42:19.373	
7 -	32.584	21.567	54.151	80.30	0.611	17:43:13.524	

P17		154 E		Adam JAMISON		- Team AJR	
IDEAL LAP TIME : 53.405		BEST LAP TIME : 53.558		DIFFERENCE : 0.153			
LAP	SECTOR 1	SECTOR 2	LAP TIME	MPH	DIFF	TIME OF DAY	
1 -		21.893	1:01.692	70.48	8.134	17:37:49.710	
2 -	33.109	21.531	54.640	79.58	1.082	17:38:44.350	
3 -	32.815	21.674	54.489	79.80	0.931	17:39:38.839	
4 -	32.262	21.535	53.797 (2)	80.83	0.239	17:40:32.636	
5 -	31.970	21.588	53.558 (1)	81.19		17:41:26.194	
6 -	32.400	21.435	53.835 (3)	80.77	0.277	17:42:20.029	
7 -	32.641	21.438	54.079	80.41	0.521	17:43:14.108	

P18		33 E		Mark BISWELL		Yamaha YZF-R6 - Bizzle Bikesport	
IDEAL LAP TIME : 53.187		BEST LAP TIME : 53.241		DIFFERENCE : 0.054			
LAP	SECTOR 1	SECTOR 2	LAP TIME	MPH	DIFF	TIME OF DAY	
1 -		22.195	1:02.617	69.44	9.376	17:37:50.635	
2 -	33.062	21.674	54.736	79.44	1.495	17:38:45.371	
3 -	33.159	21.683	54.842	79.29	1.601	17:39:40.213	
4 -	32.290	21.470	53.760 (3)	80.88	0.519	17:40:33.973	
5 -	31.916	21.325	53.241 (1)	81.67		17:41:27.214	
6 -	31.862	21.424	53.286 (2)	81.60	0.045	17:42:20.500	
7 -	32.630	21.346	53.976	80.56	0.735	17:43:14.476	

P19		63 U		Matthew WREN		Suzuki GSXR - TBR performance	
IDEAL LAP TIME : 53.667		BEST LAP TIME : 53.931		DIFFERENCE : 0.264			
LAP	SECTOR 1	SECTOR 2	LAP TIME	MPH	DIFF	TIME OF DAY	
1 -		23.443	1:03.564	68.41	9.633	17:37:51.582	
2 -	33.369	21.752	55.121	78.89	1.190	17:38:46.703	
3 -	32.637	21.294	53.931 (1)	80.63		17:39:40.634	
4 -	32.463	21.782	54.245 (3)	80.16	0.314	17:40:34.879	
5 -	32.373	22.144	54.517	79.76	0.586	17:41:29.396	
6 -	33.031	21.755	54.786	79.37	0.855	17:42:24.182	
7 -	32.388	21.777	54.165 (2)	80.28	0.234	17:43:18.347	

P20		8 U		Dave SAUNDERS		Suzuki GSXR1000 - Mum/Dad/JW MOT/Parks Utility	
IDEAL LAP TIME : 53.280		BEST LAP TIME : 53.280		DIFFERENCE : 0.000			
LAP	SECTOR 1	SECTOR 2	LAP TIME	MPH	DIFF	TIME OF DAY	
1 -		22.673	1:04.511	67.40	11.231	17:37:52.529	
2 -	33.396	21.786	55.182	78.80	1.902	17:38:47.711	
3 -	33.084	21.441	54.525	79.75	1.245	17:39:42.236	
4 -	32.323	21.838	54.161 (3)	80.29	0.881	17:40:36.397	
5 -	31.963	21.317	53.280 (1)	81.61		17:41:29.677	
6 -	33.071	21.664	54.735	79.44	1.455	17:42:24.412	
7 -	32.334	21.733	54.067 (2)	80.42	0.787	17:43:18.479	

BMCRC-MRO Championships 2025 - Rnd 1 @ Brands Hatch Indy

BMCRC Thunderbike Ultra & Extreme

RACE 18 - SECTOR ANALYSIS



SECTOR 1 = FL to I1, SECTOR 2 = I1 to FL, DIFF = Difference To Personal Best Lap, P = Crossed Finish Line in Pit Lane, D = Time Disallowed

P21 129 E		Derek CRIPPS		Yamaha R1 - Team FBR		
IDEAL LAP TIME : 54.186		BEST LAP TIME : 54.348		DIFFERENCE : 0.162		
LAP	SECTOR 1	SECTOR 2	LAP TIME	MPH	DIFF	TIME OF DAY
1 -		22.688	1:04.008	67.93	9.660	17:37:52.026
2 -	33.283	22.156	55.439	78.43	1.091	17:38:47.465
3 -	32.601	21.918	54.519	79.76	0.171	17:39:41.984
4 -	32.377	21.994	54.371 (3)	79.98	0.023	17:40:36.355
5 -	32.977	21.927	54.904	79.20	0.556	17:41:31.259
6 -	32.363	21.987	54.350 (2)	80.01	0.002	17:42:25.609
7 -	32.525	21.823	54.348 (1)	80.01		17:43:19.957

P22 51 E		Paul BEESLEY		Aprilia MILLIE RSV -		
IDEAL LAP TIME : 54.169		BEST LAP TIME : 54.169		DIFFERENCE : 0.000		
LAP	SECTOR 1	SECTOR 2	LAP TIME	MPH	DIFF	TIME OF DAY
1 -		22.508	1:04.878	67.02	10.709	17:37:52.896
2 -	33.373	21.879	55.252	78.70	1.083	17:38:48.148
3 -	33.179	21.772	54.951	79.13	0.782	17:39:43.099
4 -	32.681	21.769	54.450 (2)	79.86	0.281	17:40:37.549
5 -	32.427	21.742	54.169 (1)	80.27		17:41:31.718
6 -	32.761	21.749	54.510 (3)	79.77	0.341	17:42:26.228
7 -	32.682	22.050	54.732	79.45	0.563	17:43:20.960

P23 86 U		Jason CHERRY		Aprilia RSV 1000R -		
IDEAL LAP TIME : 53.925		BEST LAP TIME : 54.365		DIFFERENCE : 0.440		
LAP	SECTOR 1	SECTOR 2	LAP TIME	MPH	DIFF	TIME OF DAY
1 -		23.140	1:05.377	66.51	11.012	17:37:53.395
2 -	33.623	22.153	55.776	77.96	1.411	17:38:49.171
3 -	32.943	21.508	54.451 (3)	79.86	0.086	17:39:43.622
4 -	32.672	21.693	54.365 (1)	79.98		17:40:37.987
5 -	32.612	21.804	54.416 (2)	79.91	0.051	17:41:32.403
6 -	32.417	22.174	54.591	79.65	0.226	17:42:26.994
7 -	32.956	22.394	55.350	78.56	0.985	17:43:22.344

P24 88 E		George PRINOS		Ducati 996 - Kappa Planning Ltd		
IDEAL LAP TIME : 55.899		BEST LAP TIME : 55.957		DIFFERENCE : 0.058		
LAP	SECTOR 1	SECTOR 2	LAP TIME	MPH	DIFF	TIME OF DAY
1 -		22.977	1:06.327	65.56	10.370	17:37:54.345
2 -	34.368	22.757	57.125	76.12	1.168	17:38:51.470
3 -	33.645	22.700	56.345 (3)	77.17	0.388	17:39:47.815
4 -	33.559	22.398	55.957 (1)	77.71		17:40:43.772
5 -	33.501	22.532	56.033 (2)	77.60	0.076	17:41:39.805
6 -	34.239	22.828	57.067	76.20	1.110	17:42:36.872
7 -	33.801	22.585	56.386	77.12	0.429	17:43:33.258

P25 89 E		Daryl SKINNS		Suzuki GSXR 750 -		
IDEAL LAP TIME : 56.224		BEST LAP TIME : 56.612		DIFFERENCE : 0.388		
LAP	SECTOR 1	SECTOR 2	LAP TIME	MPH	DIFF	TIME OF DAY
1 -		22.792	1:06.011	65.87	9.399	17:37:54.029
2 -	34.302	22.401	56.703 (3)	76.69	0.091	17:38:50.732
3 -	33.873	22.828	56.701 (2)	76.69	0.089	17:39:47.433
4 -	34.261	22.351	56.612 (1)	76.81		17:40:44.045
5 -	34.565	22.959	57.524	75.59	0.912	17:41:41.569
6 -	35.237	23.018	58.255	74.64	1.643	17:42:39.824
7 -	35.294	23.070	58.364	74.50	1.752	17:43:38.188

BMCRC-MRO Championships 2025 - Rnd 1 @ Brands Hatch Indy

BMCRC Thunderbike Ultra & Extreme

RACE 18 - SECTOR ANALYSIS



SECTOR 1 = FL to I1, SECTOR 2 = I1 to FL, DIFF = Difference To Personal Best Lap, P = Crossed Finish Line in Pit Lane, D = Time Disallowed

P26 606 U		Piotr GAWALUCH		Suzuki 750 GSXR K8 -			
IDEAL LAP TIME : 56.554		BEST LAP TIME : 56.769		DIFFERENCE : 0.215			
LAP	SECTOR 1	SECTOR 2	LAP TIME	MPH	DIFF	TIME OF DAY	
1 -		23.138	1:07.607	64.32	10.838	17:37:55.625	
2 -	35.385	22.578	57.963	75.02	1.194	17:38:53.588	
3 -	34.487	22.282	56.769 (1)	76.60		17:39:50.357	
4 -	34.727	22.375	57.102 (3)	76.15	0.333	17:40:47.459	
5 -	34.803	22.403	57.206	76.01	0.437	17:41:44.665	
6 -	34.362	23.084	57.446	75.69	0.677	17:42:42.111	
7 -	34.634	22.192	56.826 (2)	76.52	0.057	17:43:38.937	

P27 124 E		Gareth SKINNER		Aprilia RSVR - Two4 Suspension			
IDEAL LAP TIME : 56.754		BEST LAP TIME : 56.754		DIFFERENCE : 0.000			
LAP	SECTOR 1	SECTOR 2	LAP TIME	MPH	DIFF	TIME OF DAY	
1 -		22.957	1:06.876	65.02	10.122	17:37:54.894	
2 -	34.671	22.811	57.482	75.65	0.728	17:38:52.376	
3 -	34.946	22.519	57.465 (3)	75.67	0.711	17:39:49.841	
4 -	34.539	22.635	57.174 (2)	76.05	0.420	17:40:47.015	
5 -	34.270	22.484	56.754 (1)	76.62		17:41:43.769	
6 -	34.741	23.788	58.529	74.29	1.775	17:42:42.298	
7 -	41.854	25.740	1:07.594	64.33	10.840	17:43:49.892	

P28 64 E		Keith CHAMBERS		Suzuki GSXR 750 - Amanda Chambers			
IDEAL LAP TIME : 1:00.011		BEST LAP TIME : 1:00.011		DIFFERENCE : 0.000			
LAP	SECTOR 1	SECTOR 2	LAP TIME	MPH	DIFF	TIME OF DAY	
1 -		24.513	1:09.843	62.26	9.832	17:37:57.861	
2 -	36.019	23.992	1:00.011 (1)	72.46		17:38:57.872	
3 -	36.285	24.347	1:00.632 (2)	71.72	0.621	17:39:58.504	

BMCRC-MRO Championships 2025 - Rnd 1 @ Brands Hatch Indy

BMCRC Thunderbike Ultra & Extreme

RACE 18 - BEST SECTORS

POS	SECTOR 1		SECTOR 2		IDEAL / BEST COMPARISON			IDEAL	BEST	DIFF
	NO	TIME	NO	TIME	POS	NO	NAME			
								PERFECT LAP	49.704	
1	47	29.813	47	19.891	1	47	DANCE	49.704	49.791	0.087
2	85	30.311	78	20.223	2	85	WOOD	50.735	50.936	0.201
3	78	30.571	141	20.338	3	78	THOMAS	50.794	50.841	0.047
4	141	30.574	102	20.340	4	141	HUNTE	50.912	51.276	0.364
5	25	30.771	85	20.424	5	102	FEARN	51.194	51.194	0.000
6	19	30.829	23	20.426	6	23	ROSE	51.387	51.465	0.078
7	102	30.854	69	20.512	7	19	DONOVAN	51.466	51.466	0.000
8	23	30.961	19	20.637	8	69	RUSSO	51.533	51.608	0.075
9	87	31.000	87	20.638	9	25	SMITH	51.584	51.821	0.237
10	48	31.001	20	20.642	10	87	DOOLAN	51.638	51.638	0.000
11	69	31.021	48	20.786	11	48	WALLIS	51.787	51.787	0.000
12	20	31.224	53	20.804	12	20	SWYER	51.866	51.866	0.000
13	53	31.485	25	20.813	13	53	McGLYNN	52.289	52.344	0.055
14	4	31.617	4	20.958	14	4	KILLWORTH	52.575	52.575	0.000
15	81	31.627	81	21.078	15	81	CORKETT	52.705	52.743	0.038
16	33	31.862	63	21.294	16	33	BISWELL	53.187	53.241	0.054
17	6	31.898	8	21.317	17	6	FIRTH	53.276	53.540	0.264
18	8	31.963	33	21.325	18	8	SAUNDERS	53.280	53.280	0.000
19	154	31.970	6	21.378	19	154	JAMISON	53.405	53.558	0.153
20	129	32.363	154	21.435	20	63	WREN	53.667	53.931	0.264
21	63	32.373	86	21.508	21	86	CHERRY	53.925	54.365	0.440
22	86	32.417	51	21.742	22	51	BEESELEY	54.169	54.169	0.000
23	51	32.427	129	21.823	23	129	CRIPPS	54.186	54.348	0.162
24	88	33.501	606	22.192	24	88	PRINOS	55.899	55.957	0.058
25	89	33.873	89	22.351	25	89	SKINNS	56.224	56.612	0.388
26	124	34.270	88	22.398	26	606	GAWALUCH	56.554	56.769	0.215
27	606	34.362	124	22.484	27	124	SKINNER	56.754	56.754	0.000
28	64	36.019	64	23.992	28	64	CHAMBERS	1:00.011	1:00.011	0.000

BMCRC-MRO Championships 2025 - Rnd 1 @ Brands Hatch Indy

BMCRC Thunderbike Ultra & Extreme

RACE 18 - STATISTICS

Competitors Started 28
Planned Start 2025-03-15 @ 17:40:00.000
Actual Start 2025-03-15 @ 17:36:48.017
Finish Time 2025-03-15 @ 17:42:45.357
Track Length 1.2079mi.
Total Laps 192
Total Distance Covered 231.9255mi.

Session Fastest Lap History

NO	CL	NAME	LAP TIME	TIME OF DAY	LAP	VEHICLE
47	U	Daryl DANCE	50.099	17:38:32.697	2	YAMAHA YZF R1
47	U	Daryl DANCE	49.796	17:39:22.492	3	YAMAHA YZF R1
47	U	Daryl DANCE	49.791	17:40:12.272	4	YAMAHA YZF R1

Session Leader History

NO	CL	NAME	FROM LAP	LAPS LED	DISTANCE	VEHICLE
47	U	Daryl DANCE	1	7	8.45 miles	YAMAHA YZF R1

Flag History

TYPE	TIME OF DAY
GREEN	17:36:48.017
FINISH	17:42:45.357

Flag Statistics

TYPE	COUNT	TOTAL LAPS	TOTAL TIME
Green	1	7	7:08.733
Red	0	0	0.000
Safety Car	0	0	0.000
FCY	0	0	0.000

BMCRC-MRO Championships 2025 - Rnd 1 @ Brands Hatch Indy

BMCRC Thunderbike Ultra & Extreme

RACE 18 - STATISTICS

CLASS : U

15 Starters

Fastest Lap History

NO	NAME	LAP TIME	TIME OF DAY	LAP	VEHICLE
47	Daryl DANCE	50.099	17:38:32.697	2	YAMAHA YZF R1
47	Daryl DANCE	49.796	17:39:22.492	3	YAMAHA YZF R1
47	Daryl DANCE	49.791	17:40:12.272	4	YAMAHA YZF R1

Leader History

NO	NAME	FROM LAP	LAPS LED	DISTANCE	VEHICLE
47	Daryl DANCE	1	7	8.45 miles	YAMAHA YZF R1

BMCRC-MRO Championships 2025 - Rnd 1 @ Brands Hatch Indy

BMCRC Thunderbike Ultra & Extreme

RACE 18 - STATISTICS

CLASS : E


13 Starters

Fastest Lap History

NO	NAME	LAP TIME	TIME OF DAY	LAP	VEHICLE
69	Tony RUSSO	53.267	17:38:41.411	2	Suzuki GSXR 750
48	Shaun WALLIS	53.235	17:38:41.789	2	Yamaha R6 (X)
69	Tony RUSSO	52.652	17:39:34.062	3	Suzuki GSXR 750
69	Tony RUSSO	51.608	17:40:25.670	4	Suzuki GSXR 750

Leader History

NO	NAME	FROM LAP	LAPS LED	DISTANCE	VEHICLE
87	Ben DOOLAN	1	1	1.20 miles	Yamaha R6
69	Tony RUSSO	2	6	7.24 miles	Suzuki GSXR 750



BMCRC-MRO Championships 2025 - Rnd 1 @ Brands Hatch Indy

BMCRC Thunderbike Ultra & Extreme

RACE 8 - GRID (12 Laps)

ROW 11	32	3	Chad HASHMI	31	24	Mark REYNOLDS						
ROW 10	30	82	Matt HINNELLS	29	115	Tony KEILTY	28	64	Keith CHAMBERS	1:00.011		
ROW 9	27	606	Piotr GAWALUCH	56.769	26	124	Gareth SKINNER	56.754	25	89	Daryl SKINNS	56.612
ROW 8	24	88	George PRINOS	55.957	23	86	Jason CHERRY	54.365	22	129	Derek CRIPPS	54.348
ROW 7	21	51	Paul BEESLEY	54.169	20	63	Matthew WREN	53.931	19	154	Adam JAMISON	53.558
ROW 6	18	6	Andrew FIRTH	53.540	17	8	Dave SAUNDERS	53.280	16	33	Mark BISWELL	53.241
ROW 5	15	81	Darren CORKETT	52.743	14	4	Hayden KILLWORTH	52.575	13	53	Seamus McGLYNN	52.344
ROW 4	12	20	Connor SWYER	51.866	11	25	Haydon SMITH	51.821	10	48	Shaun WALLIS	51.787
ROW 3	9	87	Ben DOOLAN	51.638	8	69	Tony RUSSO	51.608	7	19	Tyler DONOVAN	51.466
ROW 2	6	23	Justin ROSE	51.465	5	141	Ramone HUNTE	51.276	4	102	James FEARN	51.194
ROW 1	3	85	Clinton WOOD	50.936	2	78	Jamie THOMAS	50.841	1	47	Daryl DANCE	49.791
Pole												

These results are provisional until the conclusion of any judicial and technical matters.


Brands Hatch Indy: 1.2079 miles

Clerk Of Course:	Timekeeper:	<i>Craig Smith</i>	
------------------	-------------	--------------------	--

Results can be found at www.tsl-timing.com

Printed - 17:46 Saturday, 15 March 2025





BMCRC-MRO Championships 2025 - Rnd 1 @ Brands Hatch Indy

BMCRC Thunderbike Ultra & Extreme

RACE 8 - CLASSIFICATION

Race Distance: 12 Laps / 14.49 miles

POS	NO	CL	PIC	NAME	ENTRY	LAPS	TIME	GAP	DIFF	MPH	BEST	ON	GRD	↑↓
1	47	U	1	Daryl DANCE	YAMAHA YZF R1 - 2 brothers scaffolding	12	10:10.577			85.46	49.580	2	1	0
2	141	U	2	Ramone HUNTE	Kawasaki ZX10R - my wallet.com	12	10:11.302	0.725	0.725	85.36	50.167	12	5	3
3	102	U	3	James FEARN	Suzuki GSXR1000 - Greenplant satellite team	12	10:11.622	1.045	0.320	85.31	49.808	9	4	1
4	19	U	4	Tyler DONOVAN	Kawasaki ZX10R - Tinder Corp	12	10:15.561	4.984	3.939	84.77	50.505	5	7	3
5	53	U	5	Seamus McGLYNN	- S and d build and design Ltd	12	10:17.141	6.564	1.580	84.55	50.026	8	13	8
6	23	U	6	Justin ROSE	Yamaha R1 - J. Rose roofing services	12	10:18.188	7.611	1.047	84.41	50.299	8	6	0
7	78	U	7	Jamie THOMAS	Suzuki GSXR 1000 - Team RubyRacing	12	10:18.736	8.159	0.548	84.33	50.472	4	2	-5
8	85	U	8	Clinton WOOD	Suzuki GSXR1000 - Clinton Wood	12	10:20.173	9.596	1.437	84.14	50.286	8	3	-5
9	69	E	1	Tony RUSSO	Suzuki GSXR 750 - Wymark Lubricants	12	10:27.181	16.604	7.008	83.20	50.931	6	8	-1
10	20	U	9	Connor SWYER	SUZUKI GSXR 1000 K6 - WSC Performace & lleithyr farm &	12	10:28.809	18.232	1.628	82.98	51.354	6	12	2
11	87	E	2	Ben DOOLAN	Yamaha R6 - my wallet	12	10:29.372	18.795	0.563	82.91	51.268	9	9	-2
12	81	E	3	Darren CORKETT	Suzuki GSXR 750 - Jackson & Phillips	12	10:29.448	18.871	0.076	82.90	51.299	9	15	3
13	48	E	4	Shaun WALLIS	Yamaha R6 (X) - MBC Despatch Racing	12	10:29.498	18.921	0.050	82.89	50.951	9	10	-3
14	8	U	10	Dave SAUNDERS	Suzuki GSXR1000 - Mum/Dad/JW MOT/Parks Utility	12	10:43.098	32.521	13.600	81.14	52.488	5	17	3
15	6	E	5	Andrew FIRTH	Yamaha YZF-R1 - IMP Racing	12	10:43.744	33.167	0.646	81.06	52.533	11	18	3
16	63	U	11	Matthew WREN	Suzuki GSXR - TBR performance	12	10:54.955	44.378	11.211	79.67	52.999	2	20	4
17	82	E	6	Matt HINNELLS	Honda CBR 954RR FIREBLADE - FH82Racing	12	10:56.887	46.310	1.932	79.44	53.386	2	30	13
18	115	U	12	Tony KEILTY	Suzuki GSXR 1000 - Eat Your Heart Out	12	10:57.196	46.619	0.309	79.40	53.262	2	29	11
19	51	E	7	Paul BEESLEY	Aprilia MILLIE RSV -	12	10:57.698	47.121	0.502	79.34	53.430	7	21	2
20	33*	E	8	Mark BISWELL	Yamaha YZF-R6 - Bizzle Bikesport	12	11:00.763	50.186	3.065	78.97	52.849	8	16	-4
21	129	E	9	Derek CRIPPS	Yamaha R1 - Team FBR	12	11:01.963	51.386	1.200	78.83	53.917	3	22	1
22	88	E	10	George PRINOS	Ducati 996 - Kappa Planning Ltd	11	10:29.570	1 Lap	1 Lap	75.97	55.144	2	24	2
23	606	U	13	Piotr GAWALUCH	Suzuki 750 GSXR K8 -	11	10:41.558	1 Lap	11.988	74.56	56.678	7	27	4
24	89	E	11	Daryl SKINNS	Suzuki GSXR 750 -	11	11:02.075	1 Lap	20.517	72.24	58.074	4	25	1
25	24	U	14	Mark REYNOLDS	Yamaha R1 4C8 -	10	10:13.861	2 Laps	1 Lap	70.84	59.066	7	31	6

NOT CLASSIFIED

DNF	86	U		Jason CHERRY	Aprilia RSV 1000R -	9	8:11.905	3 Laps	1 Lap	79.56	53.022	5	23	
DNF	4	U		Hayden KILLWORTH	- Amy - Helmet City - GreenplantUK	4	3:36.955	8 Laps	5 Laps	80.17	51.932	4	14	
DNF	124	E		Gareth SKINNER	Aprilia RSVR - Two4 Suspension	3	2:56.783	9 Laps	1 Lap	73.79	55.967	2	26	
DNF	25	U		Haydon SMITH	Kawasaki ZXR 750 - Shelf & Rail Co.	2	1:49.225	10 Laps	1 Lap	79.62	51.415	2	11	

FASTEST LAP

47	U			Daryl DANCE	YAMAHA YZF R1 - 2 brothers scaffolding	2	49.580			87.70 mph			141.15 kph	
69	E			Tony RUSSO	Suzuki GSXR 750 - Wymark Lubricants	6	50.931			85.38 mph			137.40 kph	

* No. 33 - Please fit a working transponder
 Class U - 92.5% of Race Speed = 79.05 mph
 Class E - 92.5% of Race Speed = 76.96 mph

Weather / Track : Cloudy / Dry

These results are provisional until the conclusion of any judicial and technical matters.

Date: 16/03/2025 Start: 12:32 Finish: 12:43

Brands Hatch Indy: 1.2079 miles

Clerk Of Course:	Timekeeper:	<i>Craig Smith</i>	
------------------	-------------	--------------------	--

Results can be found at www.tsl-timing.com

Printed - 12:44 Sunday, 16 March 2025



BMCRC-MRO Championships 2025 - Rnd 1 @ Brands Hatch Indy

BMCRC Thunderbike Ultra & Extreme

RACE 8 - LAP CHART

LAP 1 @ 12:33:50.119		
NO	BEHIND	LAP TIME

47		53.813
141	1.157	54.970
19	2.512	56.325
102	2.524	56.337
78	2.737	56.550
85	3.267	57.080
23	3.619	57.432
25	3.997	57.810
69	4.524	58.337
53	4.810	58.623
20	5.115	58.928
81	5.533	59.346
48	5.584	59.397
87	6.097	59.910
4	6.214	1:00.027
6	6.652	1:00.465
63	6.956	1:00.769
8	7.523	1:01.336
115	7.649	1:01.462
82	8.240	1:02.053
86	8.919	1:02.732
51	9.438	1:03.251
129	9.715	1:03.528
124	10.983	1:04.796
33	11.783	1:05.596
88	12.044	1:05.857
24	14.586	1:08.399
606	14.771	1:08.584
89	15.065	1:08.878

LAP 3 @ 12:35:29.362		
NO	BEHIND	LAP TIME

47		49.663
141	3.103	50.615
19	5.762	50.764
102	6.055	50.875
78	6.115	50.777
85	7.088	51.082
23	7.154	50.919
69	8.557	51.503
20	9.467	51.703
53	9.529	51.702
81	9.991	51.736
48	10.541	51.815
87	11.160	51.943
4	11.967	52.499
6	13.359	53.294
63	14.526	53.814
8	14.599	53.710
115	15.018	53.350
82	15.944	53.561
86	17.281	53.684
51	18.853	54.342
129	19.318	53.917
124	23.727	56.020
33	24.203	55.077
88	24.837	56.892
606	31.693	57.907
24	37.889	1:01.205
89	38.326	1:01.031

LAP 4 @ 12:36:19.720		
NO	BEHIND	LAP TIME

47		50.358
141	3.313	50.568
19	5.982	50.578
78	6.229	50.472
102	6.290	50.593
85	7.930	51.200
23	8.082	51.286
69	9.461	51.262
53	9.488	50.317
20	10.591	51.482
81	11.034	51.401
48	12.146	51.963
87	12.282	51.480
4	13.541	51.932
6	16.414	53.413
8	16.780	52.539
63	17.574	53.406
115	18.290	53.630
82	19.001	53.415
86	20.685	53.762
51	22.165	53.670
129	22.929	53.969
33	28.351	54.506
88	29.874	55.395
606	38.236	56.901
89	46.042	58.074
24	47.953	1:00.422

LAP 5 @ 12:37:10.093		
NO	BEHIND	LAP TIME

47		50.373
----	--	--------

141	3.370	50.430
19	6.114	50.505
102	6.431	50.514
78	6.486	50.630
85	8.710	51.153
23	8.770	51.061
53	9.867	50.752
69	10.865	51.777
20	12.094	51.876
81	12.456	51.795
48	13.154	51.381
87	13.221	51.312
6	18.709	52.668
8	18.895	52.488
63	20.733	53.532
115	21.742	53.825
82	22.357	53.729
86	23.334	53.022
51	26.232	54.440
129	27.032	54.476
33	32.499	54.521
88	34.817	55.316
606	45.394	57.531

LAP 6 @ 12:38:01.604		
NO	BEHIND	LAP TIME

47		51.511
141	2.784	50.925
89	1 Lap	58.907
102	5.109	50.189
19	5.399	50.796
78	6.059	51.084
24	1 Lap	1:00.824
23	8.461	51.202
85	8.532	51.333
53	8.736	50.380
69	10.285	50.931
20	11.937	51.354
81	12.556	51.611
48	13.006	51.363
87	13.067	51.357
6	19.759	52.561
8	19.952	52.568
63	22.826	53.604
115	24.168	53.937
82	24.650	53.804
86	25.318	53.495
51	28.754	54.033
129	29.732	54.211
33	34.629	53.641
88	39.507	56.201
606	50.655	56.772

LAP 7 @ 12:38:52.320		
NO	BEHIND	LAP TIME

47		50.716
141	2.587	50.519
102	4.503	50.110
19	5.208	50.525
78	6.364	51.021
23	8.570	50.825
53	8.995	50.975
85	9.846	52.030
69	11.077	51.508
89	1 Lap	59.236

20	13.659	52.438
81	14.101	52.261
48	14.498	52.208
87	14.688	52.337
24	1 Lap	59.395
8	21.768	52.532
6	22.560	53.517
63	26.946	54.836
82	27.351	53.417
115	27.746	54.294
86	28.277	53.675
51	31.468	53.430
129	33.336	54.320
33	37.574	53.661
88	45.064	56.273

LAP 8 @ 12:39:43.164		
NO	BEHIND	LAP TIME

47		50.844
141	2.452	50.709
102	4.226	50.567
19	5.093	50.729
606	1 Lap	56.678
78	6.201	50.681
23	8.025	50.299
53	8.177	50.026
85	9.288	50.286
69	11.732	51.499
20	14.603	51.788
81	15.150	51.893
87	15.675	51.831
48	16.200	52.546
89	1 Lap	58.498
24	1 Lap	59.066
8	23.880	52.956
6	25.019	53.303
63	29.916	53.814
82	31.057	54.550
86	31.406	53.973
115	32.066	55.164
51	34.106	53.482
129	36.593	54.101
33	39.579	52.849

LAP 9 @ 12:40:33.974		
NO	BEHIND	LAP TIME

47		50.810
88	1 Lap	56.967
141	2.388	50.746
102	3.224	49.808
19	4.982	50.699
78	7.114	51.723
53	7.541	50.174
23	7.836	50.621
85	9.447	50.969
606	1 Lap	56.700
69	12.231	51.309
20	15.241	51.448
81	15.639	51.299
87	16.133	51.268
48	16.341	50.951
8	26.462	53.392
89	1 Lap	58.452
6	27.820	53.611
63	32.895	53.789

24	1 Lap	1:00.551
82	33.951	53.704
86	34.237	53.641
115	35.810	54.554
51	36.919	53.623
129	39.846	54.063
33	41.809	53.040

LAP 10 @ 12:41:25.084		
NO	BEHIND	LAP TIME

47		51.110
141	1.897	50.619
102	2.670	50.556
19	4.631	50.759
88	1 Lap	56.991
53	7.035	50.604
78	7.404	51.400
23	7.568	50.842
85	8.978	50.641
69	12.766	51.645
20	15.955	51.824
81	16.649	52.120
48	16.855	51.624
87	17.126	52.103
606	1 Lap	57.019
8	28.379	53.027
6	29.450	52.740
89	1 Lap	58.862
63	35.684	53.899
82	38.948	56.107
115	39.341	54.641
51	39.894	54.085
129	43.421	54.685
24	1 Lap	1:01.660
33	44.484	53.785

LAP 11 @ 12:42:15.855		
NO	BEHIND	LAP TIME

47		50.771
141	1.586	50.460
102	1.911	50.012
19	4.912	51.052
53	6.965	50.701
78	8.099	51.466
23	8.224	51.427
85	9.673	51.466
88	1 Lap	57.628
69	14.801	52.806
20	17.095	51.911
81	17.693	51.815
48	17.903	51.819
87	18.005	51.650
606	1 Lap	58.201
8	30.821	53.213
6	31.212	52.533
63	40.928	56.015
82	43.242	55.065
115	43.467	54.897
89	1 Lap	59.891
51	43.801	54.678
129	47.404	54.754
33	47.509	53.796

BMCRC-MRO Championships 2025 - Rnd 1 @ Brands Hatch Indy

BMCRC Thunderbike Ultra & Extreme

RACE 8 - LAP CHART

LAP 12 @ 12:43:06.883

NO	BEHIND	LAP TIME
47		51.028
141	0.725	50.167
102	1.045	50.162
24	2 Laps	1:00.998
19	4.984	51.100
53	6.564	50.627
23	7.611	50.415
78	8.159	51.088
85	9.596	50.951
69	16.604	52.831
20	18.232	52.165
87	18.795	51.818
81	18.871	52.206
48	18.921	52.046
88	1 Lap	56.906
606	1 Lap	57.007
8	32.521	52.728
6	33.167	52.983
63	44.378	54.478
82	46.310	54.096
115	46.619	54.180
51	47.121	54.348
33	50.186	53.705
129	51.386	55.010
89	1 Lap	58.773

BMCRC-MRO Championships 2025 - Rnd 1 @ Brands Hatch Indy

BMCRC Thunderbike Ultra & Extreme

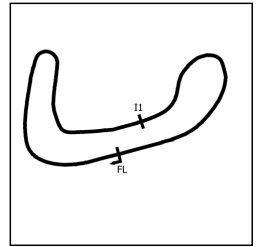
RACE 8 - POSITION CHART

No	Name	Lap												
		Pos	1	2	3	4	5	6	7	8	9	10	11	12
47	DANCE	1	47	47	47	47	47	47	47	47	47	47	47	47
78	THOMAS	2	141	141	141	141	141	141	141	141	141	141	141	141
85	WOOD	3	19	19	19	19	19	102	102	102	102	102	102	102
102	FEARN	4	102	102	102	78	102	19	19	19	19	19	19	19
141	HUNTE	5	78	78	78	102	78	78	78	78	78	53	53	53
23	ROSE	6	85	85	85	85	85	23	23	23	53	78	78	23
19	DONOVAN	7	23	25	23	23	23	85	53	53	23	23	23	78
69	RUSSO	8	25	23	69	69	53	53	85	85	85	85	85	85
87	DOOLAN	9	69	69	20	53	69	69	69	69	69	69	69	69
48	WALLIS	10	53	20	53	20	20	20	20	20	20	20	20	20
25	SMITH	11	20	53	81	81	81	81	81	81	81	81	81	87
20	SWYER	12	81	81	48	48	48	48	87	87	48	48	48	81
53	McGLYNN	13	48	48	87	87	87	87	87	48	48	87	87	48
4	KILLWORTH	14	87	87	4	4	6	6	8	8	8	8	8	8
81	CORKETT	15	4	4	6	6	8	8	6	6	6	6	6	6
33	BISWELL	16	6	6	63	8	63	63	63	63	63	63	63	63
8	SAUNDERS	17	63	63	8	63	115	115	82	82	82	82	82	82
6	FIRTH	18	8	8	115	115	82	82	115	86	86	115	115	115
63	WREN	19	115	115	82	82	86	86	86	115	115	51	51	51
51	BEESELEY	20	82	82	86	86	51	51	51	51	51	129	129	33
129	CRIPPS	21	86	86	51	51	129	129	129	129	129	33	33	129
86	CHERRY	22	51	51	129	129	33	33	33	33	33	88	88	
88	PRINOS	23	129	129	124	33	88	88	88	88	88	606	606	
89	SKINNS	24	124	124	33	88	606	606	606	606	606	89	89	
124	SKINNER	25	33	88	88	606	89	89	89	89	89	24		
606	GAWALUCH	26	88	33	606	89	24	24	24	24	24			
115	KEILTY	27	24	606	24	24								
82	HINNELLS	28	606	24	89									
24	REYNOLDS	29	89	89										

BMCRC-MRO Championships 2025 - Rnd 1 @ Brands Hatch Indy

BMCRC Thunderbike Ultra & Extreme

RACE 8 - SECTOR ANALYSIS



SECTOR 1 = FL to I1, SECTOR 2 = I1 to FL, DIFF = Difference To Personal Best Lap, P = Crossed Finish Line in Pit Lane, D = Time Disallowed

P1 47 U		Daryl DANCE		YAMAHA YZF R1 - 2 brothers scaffolding		
IDEAL LAP TIME : 49.575		BEST LAP TIME : 49.580		DIFFERENCE : 0.005		
LAP	SECTOR 1	SECTOR 2	LAP TIME	MPH	DIFF	TIME OF DAY
1 -		19.854	53.813	80.80	4.233	12:33:50.119
2 -	29.766	19.814	49.580 (1)	87.70		12:34:39.699
3 -	29.761	19.902	49.663 (2)	87.56	0.083	12:35:29.362
4 -	30.200	20.158	50.358 (3)	86.35	0.778	12:36:19.720
5 -	30.204	20.169	50.373	86.32	0.793	12:37:10.093
6 -	31.247	20.264	51.511	84.42	1.931	12:38:01.604
7 -	30.487	20.229	50.716	85.74	1.136	12:38:52.320
8 -	30.450	20.394	50.844	85.52	1.264	12:39:43.164
9 -	30.535	20.275	50.810	85.58	1.230	12:40:33.974
10 -	30.690	20.420	51.110	85.08	1.530	12:41:25.084
11 -	30.423	20.348	50.771	85.65	1.191	12:42:15.855
12 -	30.481	20.547	51.028	85.21	1.448	12:43:06.883

P2 141 U		Ramone HUNTE		Kawasaki ZX10R - my wallet.com		
IDEAL LAP TIME : 50.081		BEST LAP TIME : 50.167		DIFFERENCE : 0.086		
LAP	SECTOR 1	SECTOR 2	LAP TIME	MPH	DIFF	TIME OF DAY
1 -		20.259	54.970	79.10	4.803	12:33:51.276
2 -	30.200	20.374	50.574	85.98	0.407	12:34:41.850
3 -	30.208	20.407	50.615	85.91	0.448	12:35:32.465
4 -	30.209	20.359	50.568	85.99	0.401	12:36:23.033
5 -	30.098	20.332	50.430 (2)	86.23	0.263	12:37:13.463
6 -	30.563	20.362	50.925	85.39	0.758	12:38:04.388
7 -	30.234	20.285	50.519	86.07	0.352	12:38:54.907
8 -	30.326	20.383	50.709	85.75	0.542	12:39:45.616
9 -	30.401	20.345	50.746	85.69	0.579	12:40:36.362
10 -	30.391	20.228	50.619	85.90	0.452	12:41:26.981
11 -	30.176	20.284	50.460 (3)	86.17	0.293	12:42:17.441
12 -	29.853	20.314	50.167 (1)	86.68		12:43:07.608

P3 102 U		James FEARN		Suzuki GSXR1000 - Greenplant satellite team		
IDEAL LAP TIME : 49.711		BEST LAP TIME : 49.808		DIFFERENCE : 0.097		
LAP	SECTOR 1	SECTOR 2	LAP TIME	MPH	DIFF	TIME OF DAY
1 -		20.433	56.337	77.18	6.529	12:33:52.643
2 -	31.568	20.331	51.899	83.78	2.091	12:34:44.542
3 -	30.827	20.048	50.875	85.47	1.067	12:35:35.417
4 -	30.608	19.985	50.593	85.95	0.785	12:36:26.010
5 -	30.668	19.846	50.514	86.08	0.706	12:37:16.524
6 -	30.226	19.963	50.189	86.64	0.381	12:38:06.713
7 -	30.230	19.880	50.110 (3)	86.78	0.302	12:38:56.823
8 -	30.370	20.197	50.567	85.99	0.759	12:39:47.390
9 -	29.940	19.868	49.808 (1)	87.30		12:40:37.198
10 -	30.728	19.828	50.556	86.01	0.748	12:41:27.754
11 -	30.241	19.771	50.012 (2)	86.95	0.204	12:42:17.766
12 -	29.960	20.202	50.162	86.69	0.354	12:43:07.928

BMCRC-MRO Championships 2025 - Rnd 1 @ Brands Hatch Indy

BMCRC Thunderbike Ultra & Extreme

RACE 8 - SECTOR ANALYSIS



SECTOR 1 = FL to I1, SECTOR 2 = I1 to FL, DIFF = Difference To Personal Best Lap, P = Crossed Finish Line in Pit Lane, D = Time Disallowed

P4		19 U		Tyler DONOVAN		Kawasaki ZX10R - Tinder Corp	
IDEAL LAP TIME : 50.416		BEST LAP TIME : 50.505		DIFFERENCE : 0.089			
LAP	SECTOR 1	SECTOR 2	LAP TIME	MPH	DIFF	TIME OF DAY	
1 -		20.716	56.325	77.20	5.820	12:33:52.631	
2 -	31.255	20.474	51.729	84.06	1.224	12:34:44.360	
3 -	30.441	20.323	50.764	85.66	0.259	12:35:35.124	
4 -	30.360	20.218	50.578 (3)	85.97	0.073	12:36:25.702	
5 -	30.347	20.158	50.505 (1)	86.10		12:37:16.207	
6 -	30.258	20.538	50.796	85.60	0.291	12:38:07.003	
7 -	30.366	20.159	50.525 (2)	86.06	0.020	12:38:57.528	
8 -	30.283	20.446	50.729	85.72	0.224	12:39:48.257	
9 -	30.434	20.265	50.699	85.77	0.194	12:40:38.956	
10 -	30.334	20.425	50.759	85.67	0.254	12:41:29.715	
11 -	30.653	20.399	51.052	85.17	0.547	12:42:20.767	
12 -	30.724	20.376	51.100	85.09	0.595	12:43:11.867	

P5		53 U		Seamus McGLYNN		- S and d build and design Ltd	
IDEAL LAP TIME : 49.938		BEST LAP TIME : 50.026		DIFFERENCE : 0.088			
LAP	SECTOR 1	SECTOR 2	LAP TIME	MPH	DIFF	TIME OF DAY	
1 -		21.042	58.623	74.17	8.597	12:33:54.929	
2 -	31.656	20.604	52.260	83.21	2.234	12:34:47.189	
3 -	31.141	20.561	51.702	84.10	1.676	12:35:38.891	
4 -	30.512	19.805	50.317 (3)	86.42	0.291	12:36:29.208	
5 -	30.822	19.930	50.752	85.68	0.726	12:37:19.960	
6 -	30.473	19.907	50.380	86.31	0.354	12:38:10.340	
7 -	30.791	20.184	50.975	85.30	0.949	12:39:01.315	
8 -	30.133	19.893	50.026 (1)	86.92		12:39:51.341	
9 -	30.325	19.849	50.174 (2)	86.67	0.148	12:40:41.515	
10 -	30.562	20.042	50.604	85.93	0.578	12:41:32.119	
11 -	30.503	20.198	50.701	85.76	0.675	12:42:22.820	
12 -	30.444	20.183	50.627	85.89	0.601	12:43:13.447	

P6		23 U		Justin ROSE		Yamaha R1 - J. Rose roofing services	
IDEAL LAP TIME : 50.225		BEST LAP TIME : 50.299		DIFFERENCE : 0.074			
LAP	SECTOR 1	SECTOR 2	LAP TIME	MPH	DIFF	TIME OF DAY	
1 -		20.784	57.432	75.71	7.133	12:33:53.738	
2 -	31.278	20.581	51.859	83.85	1.560	12:34:45.597	
3 -	30.556	20.363	50.919	85.40	0.620	12:35:36.516	
4 -	30.870	20.416	51.286	84.79	0.987	12:36:27.802	
5 -	30.579	20.482	51.061	85.16	0.762	12:37:18.863	
6 -	30.604	20.598	51.202	84.93	0.903	12:38:10.065	
7 -	30.414	20.411	50.825	85.56	0.526	12:39:00.890	
8 -	30.304	19.995	50.299 (1)	86.45		12:39:51.189	
9 -	30.700	19.921	50.621 (3)	85.90	0.322	12:40:41.810	
10 -	30.522	20.320	50.842	85.53	0.543	12:41:32.652	
11 -	31.222	20.205	51.427	84.55	1.128	12:42:24.079	
12 -	30.453	19.962	50.415 (2)	86.25	0.116	12:43:14.494	

BMCRC-MRO Championships 2025 - Rnd 1 @ Brands Hatch Indy

BMCRC Thunderbike Ultra & Extreme

RACE 8 - SECTOR ANALYSIS



SECTOR 1 = FL to I1, SECTOR 2 = I1 to FL, DIFF = Difference To Personal Best Lap, P = Crossed Finish Line in Pit Lane, D = Time Disallowed

P7 78 U		Jamie THOMAS		Suzuki GSXR 1000 - Team RubyRacing			
IDEAL LAP TIME : 50.472		BEST LAP TIME : 50.472		DIFFERENCE : 0.000			
LAP	SECTOR 1	SECTOR 2	LAP TIME	MPH	DIFF	TIME OF DAY	
1 -		20.355	56.550	76.89	6.078	12:33:52.856	
2 -	31.466	20.378	51.844	83.87	1.372	12:34:44.700	
3 -	30.485	20.292	50.777	85.64	0.305	12:35:35.477	
4 -	30.358	20.114	50.472 (1)	86.15		12:36:25.949	
5 -	30.483	20.147	50.630 (2)	85.88	0.158	12:37:16.579	
6 -	30.710	20.374	51.084	85.12	0.612	12:38:07.663	
7 -	30.856	20.165	51.021	85.23	0.549	12:38:58.684	
8 -	30.537	20.144	50.681 (3)	85.80	0.209	12:39:49.365	
9 -	31.362	20.361	51.723	84.07	1.251	12:40:41.088	
10 -	31.036	20.364	51.400	84.60	0.928	12:41:32.488	
11 -	31.333	20.133	51.466	84.49	0.994	12:42:23.954	
12 -	30.721	20.367	51.088	85.11	0.616	12:43:15.042	

P8 85 U		Clinton WOOD		Suzuki GSXR1000 - Clinton Wood			
IDEAL LAP TIME : 50.286		BEST LAP TIME : 50.286		DIFFERENCE : 0.000			
LAP	SECTOR 1	SECTOR 2	LAP TIME	MPH	DIFF	TIME OF DAY	
1 -		20.675	57.080	76.18	6.794	12:33:53.386	
2 -	31.156	20.826	51.982	83.65	1.696	12:34:45.368	
3 -	30.629	20.453	51.082	85.12	0.796	12:35:36.450	
4 -	30.736	20.464	51.200	84.93	0.914	12:36:27.650	
5 -	30.602	20.551	51.153	85.01	0.867	12:37:18.803	
6 -	30.590	20.743	51.333	84.71	1.047	12:38:10.136	
7 -	30.746	21.284	52.030	83.57	1.744	12:39:02.166	
8 -	29.972	20.314	50.286 (1)	86.47		12:39:52.452	
9 -	30.486	20.483	50.969	85.31	0.683	12:40:43.421	
10 -	30.221	20.420	50.641 (2)	85.87	0.355	12:41:34.062	
11 -	30.810	20.656	51.466	84.49	1.180	12:42:25.528	
12 -	30.358	20.593	50.951 (3)	85.34	0.665	12:43:16.479	

P9 69 E		Tony RUSSO		Suzuki GSXR 750 - Wymark Lubricants			
IDEAL LAP TIME : 50.931		BEST LAP TIME : 50.931		DIFFERENCE : 0.000			
LAP	SECTOR 1	SECTOR 2	LAP TIME	MPH	DIFF	TIME OF DAY	
1 -		20.861	58.337	74.54	7.406	12:33:54.643	
2 -	31.292	20.481	51.773	83.99	0.842	12:34:46.416	
3 -	31.091	20.412	51.503	84.43	0.572	12:35:37.919	
4 -	30.914	20.348	51.262 (2)	84.83	0.331	12:36:29.181	
5 -	31.346	20.431	51.777	83.98	0.846	12:37:20.958	
6 -	30.688	20.243	50.931 (1)	85.38		12:38:11.889	
7 -	30.914	20.594	51.508	84.42	0.577	12:39:03.397	
8 -	31.006	20.493	51.499	84.44	0.568	12:39:54.896	
9 -	30.848	20.461	51.309 (3)	84.75	0.378	12:40:46.205	
10 -	31.141	20.504	51.645	84.20	0.714	12:41:37.850	
11 -	31.720	21.086	52.806	82.35	1.875	12:42:30.656	
12 -	31.791	21.040	52.831	82.31	1.900	12:43:23.487	

BMCRC-MRO Championships 2025 - Rnd 1 @ Brands Hatch Indy

BMCRC Thunderbike Ultra & Extreme

RACE 8 - SECTOR ANALYSIS



SECTOR 1 = FL to I1, SECTOR 2 = I1 to FL, DIFF = Difference To Personal Best Lap, P = Crossed Finish Line in Pit Lane, D = Time Disallowed

P10 20 U		Connor SWYER		SUZUKI GSXR 1000 K6 - WSC Performace & lleithyr farm & dac			
IDEAL LAP TIME : 51.309		BEST LAP TIME : 51.354		DIFFERENCE : 0.045			
LAP	SECTOR 1	SECTOR 2	LAP TIME	MPH	DIFF	TIME OF DAY	
1 -		21.098	58.928	73.79	7.574	12:33:55.234	
2 -	31.196	20.696	51.892	83.80	0.538	12:34:47.126	
3 -	30.986	20.717	51.703	84.10	0.349	12:35:38.829	
4 -	30.943	20.539	51.482 (3)	84.46	0.128	12:36:30.311	
5 -	31.214	20.662	51.876	83.82	0.522	12:37:22.187	
6 -	30.806	20.548	51.354 (1)	84.67		12:38:13.541	
7 -	31.059	21.379	52.438	82.92	1.084	12:39:05.979	
8 -	31.277	20.511	51.788	83.96	0.434	12:39:57.767	
9 -	30.798	20.650	51.448 (2)	84.52	0.094	12:40:49.215	
10 -	30.802	21.022	51.824	83.91	0.470	12:41:41.039	
11 -	31.091	20.820	51.911	83.77	0.557	12:42:32.950	
12 -	31.057	21.108	52.165	83.36	0.811	12:43:25.115	

P11 87 E		Ben DOOLAN		Yamaha R6 - my wallet			
IDEAL LAP TIME : 51.144		BEST LAP TIME : 51.268		DIFFERENCE : 0.124			
LAP	SECTOR 1	SECTOR 2	LAP TIME	MPH	DIFF	TIME OF DAY	
1 -		21.430	59.910	72.58	8.642	12:33:56.216	
2 -	31.512	20.851	52.363	83.04	1.095	12:34:48.579	
3 -	31.231	20.712	51.943	83.71	0.675	12:35:40.522	
4 -	30.981	20.499	51.480	84.47	0.212	12:36:32.002	
5 -	30.750	20.562	51.312 (2)	84.74	0.044	12:37:23.314	
6 -	30.818	20.539	51.357 (3)	84.67	0.089	12:38:14.671	
7 -	30.987	21.350	52.337	83.08	1.069	12:39:07.008	
8 -	31.368	20.463	51.831	83.89	0.563	12:39:58.839	
9 -	30.681	20.587	51.268 (1)	84.82		12:40:50.107	
10 -	30.969	21.134	52.103	83.46	0.835	12:41:42.210	
11 -	31.077	20.573	51.650	84.19	0.382	12:42:33.860	
12 -	31.045	20.773	51.818	83.92	0.550	12:43:25.678	

P12 81 E		Darren CORKETT		Suzuki GSXR 750 - Jackson & Phillips			
IDEAL LAP TIME : 51.039		BEST LAP TIME : 51.299		DIFFERENCE : 0.260			
LAP	SECTOR 1	SECTOR 2	LAP TIME	MPH	DIFF	TIME OF DAY	
1 -		21.042	59.346	73.27	8.047	12:33:55.652	
2 -	31.350	20.615	51.965	83.68	0.666	12:34:47.617	
3 -	31.295	20.441	51.736	84.05	0.437	12:35:39.353	
4 -	30.839	20.562	51.401 (2)	84.60	0.102	12:36:30.754	
5 -	30.940	20.855	51.795	83.95	0.496	12:37:22.549	
6 -	30.749	20.862	51.611 (3)	84.25	0.312	12:38:14.160	
7 -	30.939	21.322	52.261	83.20	0.962	12:39:06.421	
8 -	31.415	20.478	51.893	83.79	0.594	12:39:58.314	
9 -	30.598	20.701	51.299 (1)	84.76		12:40:49.613	
10 -	30.955	21.165	52.120	83.43	0.821	12:41:41.733	
11 -	31.085	20.730	51.815	83.92	0.516	12:42:33.548	
12 -	31.013	21.193	52.206	83.29	0.907	12:43:25.754	

BMCRC-MRO Championships 2025 - Rnd 1 @ Brands Hatch Indy

BMCRC Thunderbike Ultra & Extreme

RACE 8 - SECTOR ANALYSIS



SECTOR 1 = FL to I1, SECTOR 2 = I1 to FL, DIFF = Difference To Personal Best Lap, P = Crossed Finish Line in Pit Lane, D = Time Disallowed

P13 48 E		Shaun WALLIS		Yamaha R6 (X) - MBC Despatch Racing			
IDEAL LAP TIME : 50.915		BEST LAP TIME : 50.951		DIFFERENCE : 0.036			
LAP	SECTOR 1	SECTOR 2	LAP TIME	MPH	DIFF	TIME OF DAY	
1 -		21.325	59.397	73.21	8.446	12:33:55.703	
2 -	31.680	20.705	52.385	83.01	1.434	12:34:48.088	
3 -	30.998	20.817	51.815	83.92	0.864	12:35:39.903	
4 -	31.127	20.836	51.963	83.68	1.012	12:36:31.866	
5 -	30.674	20.707	51.381 (3)	84.63	0.430	12:37:23.247	
6 -	30.683	20.680	51.363 (2)	84.66	0.412	12:38:14.610	
7 -	30.836	21.372	52.208	83.29	1.257	12:39:06.818	
8 -	31.941	20.605	52.546	82.75	1.595	12:39:59.364	
9 -	30.432	20.519	50.951 (1)	85.34		12:40:50.315	
10 -	30.396	21.228	51.624	84.23	0.673	12:41:41.939	
11 -	31.155	20.664	51.819	83.91	0.868	12:42:33.758	
12 -	31.320	20.726	52.046	83.55	1.095	12:43:25.804	

P14 8 U		Dave SAUNDERS		Suzuki GSXR1000 - Mum/Dad/JW MOT/Parks Utility			
IDEAL LAP TIME : 51.952		BEST LAP TIME : 52.488		DIFFERENCE : 0.536			
LAP	SECTOR 1	SECTOR 2	LAP TIME	MPH	DIFF	TIME OF DAY	
1 -		21.574	1:01.336	70.89	8.848	12:33:57.642	
2 -	31.778	20.831	52.609	82.65	0.121	12:34:50.251	
3 -	32.493	21.217	53.710	80.96	1.222	12:35:43.961	
4 -	31.301	21.238	52.539 (3)	82.76	0.051	12:36:36.500	
5 -	31.837	20.651	52.488 (1)	82.84		12:37:28.988	
6 -	31.724	20.844	52.568	82.72	0.080	12:38:21.556	
7 -	31.683	20.849	52.532 (2)	82.78	0.044	12:39:14.088	
8 -	31.536	21.420	52.956	82.11	0.468	12:40:07.044	
9 -	31.916	21.476	53.392	81.44	0.904	12:41:00.436	
10 -	32.175	20.852	53.027	82.00	0.539	12:41:53.463	
11 -	32.370	20.843	53.213	81.72	0.725	12:42:46.676	
12 -	31.841	20.887	52.728	82.47	0.240	12:43:39.404	

P15 6 E		Andrew FIRTH		Yamaha YZF-R1 - IMP Racing			
IDEAL LAP TIME : 52.235		BEST LAP TIME : 52.533		DIFFERENCE : 0.298			
LAP	SECTOR 1	SECTOR 2	LAP TIME	MPH	DIFF	TIME OF DAY	
1 -		21.375	1:00.465	71.91	7.932	12:33:56.771	
2 -	31.674	20.982	52.656 (3)	82.58	0.123	12:34:49.427	
3 -	32.065	21.229	53.294	81.59	0.761	12:35:42.721	
4 -	32.290	21.123	53.413	81.41	0.880	12:36:36.134	
5 -	31.568	21.100	52.668	82.56	0.135	12:37:28.802	
6 -	31.449	21.112	52.561 (2)	82.73	0.028	12:38:21.363	
7 -	32.283	21.234	53.517	81.25	0.984	12:39:14.880	
8 -	32.030	21.273	53.303	81.58	0.770	12:40:08.183	
9 -	32.536	21.075	53.611	81.11	1.078	12:41:01.794	
10 -	31.943	20.797	52.740	82.45	0.207	12:41:54.534	
11 -	31.747	20.786	52.533 (1)	82.77		12:42:47.067	
12 -	32.032	20.951	52.983	82.07	0.450	12:43:40.050	

BMCRC-MRO Championships 2025 - Rnd 1 @ Brands Hatch Indy

BMCRC Thunderbike Ultra & Extreme

RACE 8 - SECTOR ANALYSIS



SECTOR 1 = FL to I1, SECTOR 2 = I1 to FL, DIFF = Difference To Personal Best Lap, P = Crossed Finish Line in Pit Lane, D = Time Disallowed

P16 63 U		Matthew WREN		Suzuki GSXR - TBR performance			
IDEAL LAP TIME : 52.999		BEST LAP TIME : 52.999		DIFFERENCE : 0.000			
LAP	SECTOR 1	SECTOR 2	LAP TIME	MPH	DIFF	TIME OF DAY	
1 -		21.350	1:00.769	71.55	7.770	12:33:57.075	
2 -	31.841	21.158	52.999 (1)	82.05		12:34:50.074	
3 -	32.097	21.717	53.814	80.80	0.815	12:35:43.888	
4 -	32.001	21.405	53.406 (2)	81.42	0.407	12:36:37.294	
5 -	31.982	21.550	53.532 (3)	81.23	0.533	12:37:30.826	
6 -	32.272	21.332	53.604	81.12	0.605	12:38:24.430	
7 -	32.691	22.145	54.836	79.30	1.837	12:39:19.266	
8 -	32.314	21.500	53.814	80.80	0.815	12:40:13.080	
9 -	32.071	21.718	53.789	80.84	0.790	12:41:06.869	
10 -	32.393	21.506	53.899	80.68	0.900	12:42:00.768	
11 -	33.914	22.101	56.015	77.63	3.016	12:42:56.783	
12 -	32.612	21.866	54.478	79.82	1.479	12:43:51.261	

P17 82 E		Matt HINNELLS		Honda CBR 954RR FIREBLADE - FH82Racing			
IDEAL LAP TIME : 53.136		BEST LAP TIME : 53.386		DIFFERENCE : 0.250			
LAP	SECTOR 1	SECTOR 2	LAP TIME	MPH	DIFF	TIME OF DAY	
1 -		21.474	1:02.053	70.07	8.667	12:33:58.359	
2 -	32.263	21.123	53.386 (1)	81.45		12:34:51.745	
3 -	32.013	21.548	53.561	81.18	0.175	12:35:45.306	
4 -	32.021	21.394	53.415 (2)	81.41	0.029	12:36:38.721	
5 -	32.158	21.571	53.729	80.93	0.343	12:37:32.450	
6 -	32.290	21.514	53.804	80.82	0.418	12:38:26.254	
7 -	32.084	21.333	53.417 (3)	81.40	0.031	12:39:19.671	
8 -	32.735	21.815	54.550	79.71	1.164	12:40:14.221	
9 -	32.408	21.296	53.704	80.97	0.318	12:41:07.925	
10 -	34.469	21.638	56.107	77.50	2.721	12:42:04.032	
11 -	32.698	22.367	55.065	78.97	1.679	12:42:59.097	
12 -	32.539	21.557	54.096	80.38	0.710	12:43:53.193	

P18 115 U		Tony KEILTY		Suzuki GSXR 1000 - Eat Your Heart Out			
IDEAL LAP TIME : 53.136		BEST LAP TIME : 53.262		DIFFERENCE : 0.126			
LAP	SECTOR 1	SECTOR 2	LAP TIME	MPH	DIFF	TIME OF DAY	
1 -		21.284	1:01.462	70.75	8.200	12:33:57.768	
2 -	32.434	20.828	53.262 (1)	81.64		12:34:51.030	
3 -	32.308	21.042	53.350 (2)	81.51	0.088	12:35:44.380	
4 -	32.670	20.960	53.630 (3)	81.08	0.368	12:36:38.010	
5 -	32.510	21.315	53.825	80.79	0.563	12:37:31.835	
6 -	32.684	21.253	53.937	80.62	0.675	12:38:25.772	
7 -	32.655	21.639	54.294	80.09	1.032	12:39:20.066	
8 -	33.591	21.573	55.164	78.83	1.902	12:40:15.230	
9 -	33.193	21.361	54.554	79.71	1.292	12:41:09.784	
10 -	33.219	21.422	54.641	79.58	1.379	12:42:04.425	
11 -	33.153	21.744	54.897	79.21	1.635	12:42:59.322	
12 -	32.914	21.266	54.180	80.26	0.918	12:43:53.502	

BMCRC-MRO Championships 2025 - Rnd 1 @ Brands Hatch Indy

BMCRC Thunderbike Ultra & Extreme

RACE 8 - SECTOR ANALYSIS



SECTOR 1 = FL to I1, SECTOR 2 = I1 to FL, DIFF = Difference To Personal Best Lap, P = Crossed Finish Line in Pit Lane, D = Time Disallowed

P19 51 E Paul BEESLEY		Aprilia MILLIE RSV -				
IDEAL LAP TIME : 53.085		BEST LAP TIME : 53.430				
		DIFFERENCE : 0.345				
LAP	SECTOR 1	SECTOR 2	LAP TIME	MPH	DIFF	TIME OF DAY
1 -		22.228	1:03.251	68.75	9.821	12:33:59.557
2 -	32.761	21.555	54.316	80.06	0.886	12:34:53.873
3 -	32.771	21.571	54.342	80.02	0.912	12:35:48.215
4 -	32.138	21.532	53.670	81.02	0.240	12:36:41.885
5 -	33.058	21.382	54.440	79.87	1.010	12:37:36.325
6 -	32.154	21.879	54.033	80.48	0.603	12:38:30.358
7 -	32.079	21.351	53.430 (1)	81.38		12:39:23.788
8 -	31.734	21.748	53.482 (2)	81.30	0.052	12:40:17.270
9 -	32.203	21.420	53.623 (3)	81.09	0.193	12:41:10.893
10 -	32.404	21.681	54.085	80.40	0.655	12:42:04.978
11 -	32.808	21.870	54.678	79.53	1.248	12:42:59.656
12 -	32.857	21.491	54.348	80.01	0.918	12:43:54.004

P20 33 E Mark BISWELL		Yamaha YZF-R6 - Bizzle Bikesport				
IDEAL LAP TIME :		BEST LAP TIME : 52.849				
		DIFFERENCE :				
LAP	SECTOR 1	SECTOR 2	LAP TIME	MPH	DIFF	TIME OF DAY
1 -			1:05.596	66.29	12.747	12:34:01.902
2 -			56.586	76.84	3.737	12:34:58.488
3 -			55.077	78.95	2.228	12:35:53.565
4 -			54.506	79.78	1.657	12:36:48.071
5 -			54.521	79.76	1.672	12:37:42.592
6 -			53.641 (3)	81.06	0.792	12:38:36.233
7 -			53.661	81.03	0.812	12:39:29.894
8 -			52.849 (1)	82.28		12:40:22.743
9 -			53.040 (2)	81.98	0.191	12:41:15.783
10 -			53.785	80.85	0.936	12:42:09.568
11 -			53.796	80.83	0.947	12:43:03.364
12 -			53.705	80.97	0.856	12:43:57.069

P21 129 E Derek CRIPPS		Yamaha R1 - Team FBR				
IDEAL LAP TIME : 53.773		BEST LAP TIME : 53.917				
		DIFFERENCE : 0.144				
LAP	SECTOR 1	SECTOR 2	LAP TIME	MPH	DIFF	TIME OF DAY
1 -		22.024	1:03.528	68.45	9.611	12:33:59.834
2 -	33.002	21.927	54.929	79.16	1.012	12:34:54.763
3 -	32.492	21.425	53.917 (1)	80.65		12:35:48.680
4 -	32.358	21.611	53.969 (2)	80.57	0.052	12:36:42.649
5 -	32.771	21.705	54.476	79.82	0.559	12:37:37.125
6 -	32.498	21.713	54.211	80.21	0.294	12:38:31.336
7 -	32.597	21.723	54.320	80.05	0.403	12:39:25.656
8 -	32.436	21.665	54.101	80.37	0.184	12:40:19.757
9 -	32.348	21.715	54.063 (3)	80.43	0.146	12:41:13.820
10 -	32.879	21.806	54.685	79.52	0.768	12:42:08.505
11 -	32.901	21.853	54.754	79.42	0.837	12:43:03.259
12 -	33.064	21.946	55.010	79.05	1.093	12:43:58.269

BMCRC-MRO Championships 2025 - Rnd 1 @ Brands Hatch Indy

BMCRC Thunderbike Ultra & Extreme

RACE 8 - SECTOR ANALYSIS



SECTOR 1 = FL to I1, SECTOR 2 = I1 to FL, DIFF = Difference To Personal Best Lap, P = Crossed Finish Line in Pit Lane, D = Time Disallowed

P22 88 E		George PRINOS		Ducati 996 - Kappa Planning Ltd		
IDEAL LAP TIME : 54.996		BEST LAP TIME : 55.144		DIFFERENCE : 0.148		
LAP	SECTOR 1	SECTOR 2	LAP TIME	MPH	DIFF	TIME OF DAY
1 -		23.174	1:05.857	66.03	10.713	12:34:02.163
2 -	33.306	21.838	55.144 (1)	78.85		12:34:57.307
3 -	34.771	22.121	56.892	76.43	1.748	12:35:54.199
4 -	33.158	22.237	55.395 (3)	78.50	0.251	12:36:49.594
5 -	33.205	22.111	55.316 (2)	78.61	0.172	12:37:44.910
6 -	33.612	22.589	56.201	77.37	1.057	12:38:41.111
7 -	33.300	22.973	56.273	77.27	1.129	12:39:37.384
8 -	34.469	22.498	56.967	76.33	1.823	12:40:34.351
9 -	34.276	22.715	56.991	76.30	1.847	12:41:31.342
10 -	34.936	22.692	57.628	75.45	2.484	12:42:28.970
11 -	34.250	22.656	56.906	76.41	1.762	12:43:25.876

P23 606 U		Piotr GAWALUCH		Suzuki 750 GSXR K8 -		
IDEAL LAP TIME : 56.593		BEST LAP TIME : 56.678		DIFFERENCE : 0.085		
LAP	SECTOR 1	SECTOR 2	LAP TIME	MPH	DIFF	TIME OF DAY
1 -		23.995	1:08.584	63.40	11.906	12:34:04.890
2 -	35.845	22.413	58.258	74.64	1.580	12:35:03.148
3 -	35.114	22.793	57.907	75.09	1.229	12:36:01.055
4 -	34.422	22.479	56.901	76.42	0.223	12:36:57.956
5 -	35.113	22.418	57.531	75.58	0.853	12:37:55.487
6 -	34.482	22.290	56.772 (3)	76.59	0.094	12:38:52.259
7 -	34.303	22.375	56.678 (1)	76.72		12:39:48.937
8 -	34.329	22.371	56.700 (2)	76.69	0.022	12:40:45.637
9 -	34.338	22.681	57.019	76.26	0.341	12:41:42.656
10 -	35.511	22.690	58.201	74.71	1.523	12:42:40.857
11 -	34.399	22.608	57.007	76.28	0.329	12:43:37.864

P24 89 E		Daryl SKINNS		Suzuki GSXR 750 -		
IDEAL LAP TIME : 57.916		BEST LAP TIME : 58.074		DIFFERENCE : 0.158		
LAP	SECTOR 1	SECTOR 2	LAP TIME	MPH	DIFF	TIME OF DAY
1 -		23.862	1:08.878	63.13	10.804	12:34:05.184
2 -	37.444	24.029	1:01.473	70.74	3.399	12:35:06.657
3 -	37.278	23.753	1:01.031	71.25	2.957	12:36:07.688
4 -	34.968	23.106	58.074 (1)	74.88		12:37:05.762
5 -	35.855	23.052	58.907	73.82	0.833	12:38:04.669
6 -	35.448	23.788	59.236	73.41	1.162	12:39:03.905
7 -	35.550	22.948	58.498 (3)	74.33	0.424	12:40:02.403
8 -	35.098	23.354	58.452 (2)	74.39	0.378	12:41:00.855
9 -	35.775	23.087	58.862	73.87	0.788	12:41:59.717
10 -	36.569	23.322	59.891	72.60	1.817	12:42:59.608
11 -	35.246	23.527	58.773	73.98	0.699	12:43:58.381

P25 24 U		Mark REYNOLDS		Yamaha R1 4C8 -		
IDEAL LAP TIME : 58.933		BEST LAP TIME : 59.066		DIFFERENCE : 0.133		
LAP	SECTOR 1	SECTOR 2	LAP TIME	MPH	DIFF	TIME OF DAY
1 -		24.219	1:08.399	63.57	9.333	12:34:04.705
2 -	37.315	24.026	1:01.341	70.89	2.275	12:35:06.046
3 -	37.136	24.069	1:01.205	71.04	2.139	12:36:07.251
4 -	36.377	24.045	1:00.422 (3)	71.97	1.356	12:37:07.673
5 -	36.894	23.930	1:00.824	71.49	1.758	12:38:08.497
6 -	35.758	23.637	59.395 (2)	73.21	0.329	12:39:07.892
7 -	35.296	23.770	59.066 (1)	73.62		12:40:06.958
8 -	36.351	24.200	1:00.551	71.81	1.485	12:41:07.509
9 -	37.149	24.511	1:01.660	70.52	2.594	12:42:09.169
10 -	36.669	24.329	1:00.998	71.29	1.932	12:43:10.167

BMCRC-MRO Championships 2025 - Rnd 1 @ Brands Hatch Indy

BMCRC Thunderbike Ultra & Extreme

RACE 8 - SECTOR ANALYSIS



SECTOR 1 = FL to I1, SECTOR 2 = I1 to FL, DIFF = Difference To Personal Best Lap, P = Crossed Finish Line in Pit Lane, D = Time Disallowed

P26		86 U		Jason CHERRY		Aprilia RSV 1000R -	
IDEAL LAP TIME : 53.005		BEST LAP TIME : 53.022		DIFFERENCE : 0.017			
LAP	SECTOR 1	SECTOR 2	LAP TIME	MPH	DIFF	TIME OF DAY	
1 -		22.036	1:02.732	69.31	9.710	12:33:59.038	
2 -	32.391	21.530	53.921	80.64	0.899	12:34:52.959	
3 -	32.496	21.188	53.684	81.00	0.662	12:35:46.643	
4 -	32.465	21.297	53.762	80.88	0.740	12:36:40.405	
5 -	31.965	21.057	53.022 (1)	82.01		12:37:33.427	
6 -	32.173	21.322	53.495 (2)	81.28	0.473	12:38:26.922	
7 -	31.948	21.727	53.675	81.01	0.653	12:39:20.597	
8 -	32.460	21.513	53.973	80.56	0.951	12:40:14.570	
9 -	32.204	21.437	53.641 (3)	81.06	0.619	12:41:08.211	

P27		4 U		Hayden KILLWORTH		- Amy - Helmet City - GreenplantUK	
IDEAL LAP TIME : 51.932		BEST LAP TIME : 51.932		DIFFERENCE : 0.000			
LAP	SECTOR 1	SECTOR 2	LAP TIME	MPH	DIFF	TIME OF DAY	
1 -		21.070	1:00.027	72.44	8.095	12:33:56.333	
2 -	31.843	20.654	52.497 (2)	82.83	0.565	12:34:48.830	
3 -	31.727	20.772	52.499 (3)	82.83	0.567	12:35:41.329	
4 -	31.373	20.559	51.932 (1)	83.73		12:36:33.261	

P28		124 E		Gareth SKINNER		Aprilia RSVR - Two4 Suspension	
IDEAL LAP TIME : 55.789		BEST LAP TIME : 55.967		DIFFERENCE : 0.178			
LAP	SECTOR 1	SECTOR 2	LAP TIME	MPH	DIFF	TIME OF DAY	
1 -		22.513	1:04.796	67.11	8.829	12:34:01.102	
2 -	33.695	22.272	55.967 (1)	77.69		12:34:57.069	
3 -	33.926	22.094	56.020 (2)	77.62	0.053	12:35:53.089	

P29		25 U		Haydon SMITH		Kawasaki ZXR 750 - Shelf & Rail Co.	
IDEAL LAP TIME : 51.363		BEST LAP TIME : 51.415		DIFFERENCE : 0.052			
LAP	SECTOR 1	SECTOR 2	LAP TIME	MPH	DIFF	TIME OF DAY	
1 -		20.585	57.810	75.22	6.395	12:33:54.116	
2 -	30.778	20.637	51.415 (1)	84.57		12:34:45.531	

BMCRC-MRO Championships 2025 - Rnd 1 @ Brands Hatch Indy

BMCRC Thunderbike Ultra & Extreme

RACE 8 - BEST SECTORS

POS	SECTOR 1		SECTOR 2		IDEAL / BEST COMPARISON						
	NO	TIME	NO	TIME	POS	NO	NAME	IDEAL	BEST	DIFF	
								PERFECT LAP	49.532		
1	47	29.761	102	19.771	1	47	DANCE	49.575	49.580	0.005	
2	141	29.853	53	19.805	2	102	FEARN	49.711	49.808	0.097	
3	102	29.940	47	19.814	3	53	McGLYNN	49.938	50.026	0.088	
4	85	29.972	23	19.921	4	141	HUNTE	50.081	50.167	0.086	
5	53	30.133	78	20.114	5	23	ROSE	50.225	50.299	0.074	
6	19	30.258	19	20.158	6	85	WOOD	50.286	50.286	0.000	
7	23	30.304	141	20.228	7	19	DONOVAN	50.416	50.505	0.089	
8	78	30.358	69	20.243	8	78	THOMAS	50.472	50.472	0.000	
9	48	30.396	85	20.314	9	48	WALLIS	50.915	50.951	0.036	
10	81	30.598	81	20.441	10	69	RUSSO	50.931	50.931	0.000	
11	87	30.681	87	20.463	11	81	CORKETT	51.039	51.299	0.260	
12	69	30.688	20	20.511	12	87	DOOLAN	51.144	51.268	0.124	
13	25	30.778	48	20.519	13	20	SWYER	51.309	51.354	0.045	
14	20	30.798	4	20.559	14	25	SMITH	51.363	51.415	0.052	
15	8	31.301	25	20.585	15	4	KILLWORTH	51.932	51.932	0.000	
16	4	31.373	8	20.651	16	8	SAUNDERS	51.952	52.488	0.536	
17	6	31.449	6	20.786	17	6	FIRTH	52.235	52.533	0.298	
18	51	31.734	115	20.828	18	63	WREN	52.999	52.999	0.000	
19	63	31.841	86	21.057	19	86	CHERRY	53.005	53.022	0.017	
20	86	31.948	82	21.123	20	51	BEESELEY	53.085	53.430	0.345	
21	82	32.013	63	21.158	21	115	KEILTY	53.136	53.262	0.126	
22	115	32.308	51	21.351	22	82	HINNELLS	53.136	53.386	0.250	
23	129	32.348	129	21.425	23	129	CRIPPS	53.773	53.917	0.144	
24	88	33.158	88	21.838	24	88	PRINOS	54.996	55.144	0.148	
25	124	33.695	124	22.094	25	124	SKINNER	55.789	55.967	0.178	
26	606	34.303	606	22.290	26	606	GAWALUCH	56.593	56.678	0.085	
27	89	34.968	89	22.948	27	89	SKINNS	57.916	58.074	0.158	
28	24	35.296	24	23.637	28	24	REYNOLDS	58.933	59.066	0.133	
29					29	33	BISWELL		52.849		

BMCRC-MRO Championships 2025 - Rnd 1 @ Brands Hatch Indy

BMCRC Thunderbike Ultra & Extreme

RACE 8 - STATISTICS

Competitors Started 29
Planned Start 2025-03-16 @ 12:40:00.000
Actual Start 2025-03-16 @ 12:32:56.305
Finish Time 2025-03-16 @ 12:43:06.882
Track Length 1.2079mi.
Total Laps 313
Total Distance Covered 378.0869mi.

Session Fastest Lap History

NO	CL	NAME	LAP TIME	TIME OF DAY	LAP	VEHICLE
47	U	Daryl DANCE	49.580	12:34:39.724	2	YAMAHA YZF R1

Session Leader History

NO	CL	NAME	FROM LAP	LAPS LED	DISTANCE	VEHICLE
47	U	Daryl DANCE	1	12	14.49 miles	YAMAHA YZF R1

Flag History

TYPE	TIME OF DAY
GREEN	12:32:56.305
FINISH	12:43:06.882

Flag Statistics

TYPE	COUNT	TOTAL LAPS	TOTAL TIME
Green	1	12	11:12.630
Red	0	0	0.000
Safety Car	0	0	0.000
FCY	0	0	0.000

BMCRC-MRO Championships 2025 - Rnd 1 @ Brands Hatch Indy

BMCRC Thunderbike Ultra & Extreme

RACE 8 - STATISTICS

CLASS : U

17 Starters

Fastest Lap History

NO	NAME	LAP TIME	TIME OF DAY	LAP	VEHICLE
47	Daryl DANCE	49.580	12:34:39.724	2	YAMAHA YZF R1

Leader History

NO	NAME	FROM LAP	LAPS LED	DISTANCE	VEHICLE
47	Daryl DANCE	1	12	14.49 miles	YAMAHA YZF R1

BMCRC-MRO Championships 2025 - Rnd 1 @ Brands Hatch Indy

BMCRC Thunderbike Ultra & Extreme

RACE 8 - STATISTICS

CLASS : E


12 Starters

Fastest Lap History

NO	NAME	LAP TIME	TIME OF DAY	LAP	VEHICLE
69	Tony RUSSO	51.773	12:34:46.424	2	Suzuki GSXR 750
69	Tony RUSSO	51.503	12:35:37.927	3	Suzuki GSXR 750
69	Tony RUSSO	51.262	12:36:29.189	4	Suzuki GSXR 750
69	Tony RUSSO	50.931	12:38:11.897	6	Suzuki GSXR 750

Leader History

NO	NAME	FROM LAP	LAPS LED	DISTANCE	VEHICLE
69	Tony RUSSO	1	12	14.49 miles	Suzuki GSXR 750



BMCRC-MRO Championships 2025 - Rnd 1 @ Brands Hatch Indy

BMCRC Thunderbike Ultra & Extreme

RACE 18 - GRID (12 Laps)

ROW 11	32	3	Chad HASHMI	31	64	Keith CHAMBERS						
ROW 10	30	154	Adam JAMISON	29	24	Mark REYNOLDS	59.066	28	89	Daryl SKINNS	58.074	
ROW 9	27	606	Piotr GAWALUCH	56.678	26	124	Gareth SKINNER	55.967	25	88	George PRINOS	55.144
ROW 8	24	129	Derek CRIPPS	53.917	23	51	Paul BEESLEY	53.430	22	82	Matt HINNELLS	53.386
ROW 7	21	115	Tony KEILTY	53.262	20	86	Jason CHERRY	53.022	19	63	Matthew WREN	52.999
ROW 6	18	33	Mark BISWELL	52.849	17	6	Andrew FIRTH	52.533	16	8	Dave SAUNDERS	52.488
ROW 5	15	4	Hayden KILLWORTH	51.932	14	25	Haydon SMITH	51.415	13	20	Connor SWYER	51.354
ROW 4	12	81	Darren CORKETT	51.299	11	87	Ben DOOLAN	51.268	10	48	Shaun WALLIS	50.951
ROW 3	9	69	Tony RUSSO	50.931	8	19	Tyler DONOVAN	50.505	7	78	Jamie THOMAS	50.472
ROW 2	6	23	Justin ROSE	50.299	5	85	Clinton WOOD	50.286	4	141	Ramone HUNTE	50.167
ROW 1	3	53	Seamus McGLYNN	50.026	2	102	James FEARN	49.808	1	47	Daryl DANCE	49.580
Pole												

These results are provisional until the conclusion of any judicial and technical matters.


Brands Hatch Indy: 1.2079 miles

Clerk Of Course:	Timekeeper:	<i>Craig Smith</i>	
------------------	-------------	--------------------	--

Results can be found at www.tsl-timing.com

Printed - 12:46 Sunday, 16 March 2025





BMCRC-MRO Championships 2025 - Rnd 1 @ Brands Hatch Indy

BMCRC Thunderbike Ultra & Extreme

RACE 18 - CLASSIFICATION

Race Distance: 12 Laps / 14.49 miles

POS	NO	CL	PIC	NAME	ENTRY	LAPS	TIME	GAP	DIFF	MPH	BEST	ON	GRD	↑↓
1	47	U	1	Daryl DANCE	YAMAHA YZF R1 - 2 brothers scaffolding	12	10:08.542			85.75	49.875	12	1	0
2	102	U	2	James FEARN	Suzuki GSXR1000 - Greenplant satellite team	12	10:08.836	0.294	0.294	85.70	49.728	10	2	0
3	19	U	3	Tyler DONOVAN	Kawasaki ZX10R - Tinder Corp	12	10:10.892	2.350	2.056	85.42	50.106	4	8	5
4	53	U	4	Seamus McGLYNN	- S and d build and design Ltd	12	10:17.114	8.572	6.222	84.56	50.162	6	3	-1
5	78	U	5	Jamie THOMAS	Suzuki GSXR 1000 - Team RubyRacing	12	10:17.601	9.059	0.487	84.49	50.288	12	7	2
6	23	U	6	Justin ROSE	Yamaha R1 - J. Rose roofing services	12	10:21.050	12.508	3.449	84.02	50.933	12	6	0
7	85*	U	7	Clinton WOOD	Suzuki GSXR1000 - Clinton Wood	12	10:24.688	16.146	3.638	83.53	50.475	11	5	-2
8	69	E	1	Tony RUSSO	Suzuki GSXR 750 - Wymark Lubricants	12	10:24.916	16.374	0.228	83.50	51.058	8	9	1
9	48	E	2	Shaun WALLIS	Yamaha R6 (X) - MBC Despatch Racing	12	10:27.805	19.263	2.889	83.12	51.414	4	10	1
10	87	E	3	Ben DOOLAN	Yamaha R6 - my wallet	12	10:30.920	22.378	3.115	82.70	51.469	4	11	1
11	81	E	4	Darren CORKETT	Suzuki GSXR 750 - Jackson & Phillips	12	10:31.464	22.922	0.544	82.63	51.316	9	12	1
12	4	U	8	Hayden KILLWORTH	- Amy - Helmet City - GreenplantUK	12	10:34.606	26.064	3.142	82.22	51.554	9	15	3
13	20	U	9	Connor SWYER	SUZUKI GSXR 1000 K6 - WSC Performace & lleithyr farm &	12	10:34.861	26.319	0.255	82.19	51.760	3	13	0
14	33	E	5	Mark BISWELL	Yamaha YZF-R6 - Bizzle Bikesport	12	10:48.045	39.503	13.184	80.52	52.824	8	18	4
15	115	U	10	Tony KEILTY	Suzuki GSXR 1000 - Eat Your Heart Out	12	10:48.986	40.444	0.941	80.40	52.742	12	21	6
16	63	U	11	Matthew WREN	Suzuki GSXR - TBR performance	12	10:49.003	40.461	0.017	80.40	52.302	8	19	3
17	8	U	12	Dave SAUNDERS	Suzuki GSXR1000 - Mum/Dad/JW MOT/Parks Utility	12	10:49.241	40.699	0.238	80.37	52.425	5	16	-1
18	82	E	6	Matt HINNELLS	Honda CBR 954RR FIREBLADE - FH82Racing	12	10:50.309	41.767	1.068	80.24	52.776	12	22	4
19	6	E	7	Andrew FIRTH	Yamaha YZF-R1 - IMP Racing	12	10:50.761	42.219	0.452	80.18	52.646	10	17	-2
20	51	E	8	Paul BEESLEY	Aprilia MILLIE RSV -	12	10:57.699	49.157	6.938	79.34	53.009	10	23	3
21	129	E	9	Derek CRIPPS	Yamaha R1 - Team FBR	12	11:01.531	52.989	3.832	78.88	53.580	6	24	3
22	88	E	10	George PRINOS	Ducati 996 - Kappa Planning Ltd	11	10:33.410	1 Lap	1 Lap	75.51	55.909	3	25	3
23	89	E	11	Daryl SKINNS	Suzuki GSXR 750 -	11	10:44.381	1 Lap	10.971	74.23	57.478	8	28	5
NOT CLASSIFIED														
DNF	86	U		Jason CHERRY	Aprilia RSV 1000R -	7	6:36.708	5 Laps	4 Laps	76.73	54.792	4	20	
DNF	25	U		Haydon SMITH	Kawasaki ZXR 750 - Shelf & Rail Co.	2	1:49.676	10 Laps	5 Laps	79.29	52.005	2	14	
DNF	124	E		Gareth SKINNER	Aprilia RSVR - Two4 Suspension	2	2:03.099	10 Laps	13.423	70.65	57.331	2	26	

FASTEST LAP

102	U	James FEARN	Suzuki GSXR1000 - Greenplant satellite team	10	49.728	87.44 mph	140.73 kph
69	E	Tony RUSSO	Suzuki GSXR 750 - Wymark Lubricants	8	51.058	85.16 mph	137.06 kph

* No. 85 - 10 second penalty - jump start
 Class U - 92.5% of Race Speed = 79.31 mph
 Class E - 92.5% of Race Speed = 77.23 mph

Weather / Track : Cloudy / Dry

Date: 16/03/2025 Start: 16:27 Finish: 16:37
 Brands Hatch Indy: 1.2079 miles

These results are provisional until the conclusion of any judicial and technical matters.

Clerk Of Course:	Timekeeper: <i>Craig Smith</i>	
------------------	-----------------------------------	--

Results can be found at www.tsl-timing.com

Printed - 16:40 Sunday, 16 March 2025



BMCRC-MRO Championships 2025 - Rnd 1 @ Brands Hatch Indy

BMCRC Thunderbike Ultra & Extreme

RACE 18 - LAP CHART

LAP 1 @ 16:28:45.919

NO	BEHIND	LAP TIME
47		54.758
102	0.791	55.549
85	1.317	56.075
19	1.566	56.324
53	2.082	56.840
23	2.548	57.306
25	2.913	57.671
48	3.412	58.170
69	3.511	58.269
78	3.611	58.369
20	4.364	59.122
87	4.488	59.246
4	5.142	59.900
81	5.325	1:00.083
63	6.961	1:01.719
82	7.255	1:02.013
115	7.388	1:02.146
33	7.593	1:02.351
8	8.852	1:03.610
129	9.124	1:03.882
51	9.305	1:04.063
86	9.673	1:04.431
6	9.835	1:04.593
88	10.396	1:05.154
124	11.010	1:05.768
89	11.434	1:06.192

LAP 2 @ 16:29:35.965

NO	BEHIND	LAP TIME
47		50.046
102	1.661	50.916
85	2.314	51.043
19	2.380	50.860
53	2.853	50.817
23	3.771	51.269
25	4.872	52.005
69	4.958	51.493
78	5.563	51.998
48	5.740	52.374
20	6.574	52.256
87	7.160	52.718
81	7.530	52.251
4	8.339	53.243
63	11.042	54.127
33	11.546	53.999
115	11.663	54.321
82	11.827	54.618
8	13.418	54.612
129	14.052	54.974
51	14.489	55.230
6	14.786	54.997
86	15.543	55.916
88	16.730	56.380
124	18.295	57.331
89	19.239	57.851

LAP 3 @ 16:30:25.997

NO	BEHIND	LAP TIME
47		50.032
102	2.145	50.516
85	3.131	50.849
19	3.235	50.887

53	3.447	50.626
23	4.945	51.206
69	6.594	51.668
78	6.761	51.230
48	8.089	52.381
20	8.302	51.760
87	9.174	52.046
81	9.628	52.130
4	10.986	52.679
63	14.544	53.534
33	14.877	53.363
115	15.014	53.383
82	15.710	53.915
8	17.896	54.510
129	18.362	54.342
51	18.844	54.387
6	18.911	54.157
86	20.825	55.314
88	22.607	55.909
89	26.731	57.524

LAP 4 @ 16:31:16.406

NO	BEHIND	LAP TIME
47		50.409
102	2.401	50.665
19	2.932	50.106
85	3.571	50.849
53	3.621	50.583
23	6.366	51.830
69	7.438	51.253
78	7.521	51.169
48	9.094	51.414
20	9.831	51.938
87	10.234	51.469
81	10.628	51.409
4	13.099	52.522
33	17.627	53.159
63	18.098	53.963
115	18.168	53.563
82	18.838	53.537
8	20.454	52.967
129	22.131	54.178
6	22.153	53.651
51	23.242	54.807
86	25.208	54.792
88	28.260	56.062
89	34.315	57.993

LAP 5 @ 16:32:07.181

NO	BEHIND	LAP TIME
47		50.775
102	1.952	50.326
19	2.680	50.523
85	3.272	50.476
53	3.350	50.504
23	6.751	51.160
78	7.108	50.362
69	7.968	51.305
48	10.240	51.921
20	11.025	51.969
87	11.536	52.077
81	13.294	53.441
4	14.169	51.845
33	20.235	53.383
115	20.377	52.984

63	21.574	54.251
82	21.886	53.823
8	22.104	52.425
6	24.234	52.856
129	25.566	54.210
51	26.063	53.596
86	29.769	55.336
88	34.288	56.803
89	41.370	57.830

LAP 6 @ 16:32:57.511

NO	BEHIND	LAP TIME
47		50.330
102	2.041	50.419
19	2.708	50.358
53	3.182	50.162
85	3.693	50.751
23	7.703	51.282
78	7.865	51.087
69	8.987	51.349
48	11.646	51.736
20	12.695	52.000
87	13.108	51.902
81	14.324	51.360
4	15.711	51.872
33	22.791	52.886
115	23.136	53.089
63	24.932	53.688
82	24.984	53.428
8	25.310	53.536
6	26.715	52.811
129	28.816	53.580
51	29.226	53.493
86	34.464	55.025
88	41.183	57.225
89	48.843	57.803

LAP 7 @ 16:33:47.961

NO	BEHIND	LAP TIME
47		50.450
102	1.568	49.977
19	2.425	50.167
53	3.258	50.526
85	3.900	50.657
78	8.366	50.951
23	8.799	51.546
69	9.674	51.137
48	13.325	52.129
20	14.174	51.929
87	14.542	51.884
81	15.256	51.382
4	17.353	52.092
33	25.324	52.983
115	26.007	53.321
82	27.559	53.025
63	27.584	53.102
8	27.775	52.915
6	29.332	53.067
129	32.250	53.884
51	32.521	53.745
86	39.908	55.894
88	48.612	57.879

LAP 8 @ 16:34:38.863

NO	BEHIND	LAP TIME
47		50.902
102	1.255	50.589
19	1.870	50.347
53	3.065	50.709
85	3.828	50.830
89	1 Lap	58.037
78	7.967	50.503
23	9.007	51.110
69	9.830	51.058
48	14.059	51.636
87	15.516	51.876
20	16.135	52.863
81	16.279	51.925
4	18.363	51.912
33	27.246	52.824
115	28.554	53.449
63	28.984	52.302
8	29.771	52.898
82	29.840	53.183
6	31.178	52.748
129	35.403	54.055
51	35.708	54.089

LAP 9 @ 16:35:29.229

NO	BEHIND	LAP TIME
47		50.366
102	1.206	50.317
19	2.024	50.520
53	4.182	51.483
85	4.383	50.921
88	1 Lap	57.207
78	8.289	50.688
23	9.792	51.151
69	11.217	51.753
89	1 Lap	57.478
48	15.243	51.550
87	16.622	51.472
81	17.229	51.316
20	18.858	53.089
4	19.551	51.554
33	30.037	53.157
115	31.527	53.339
63	31.755	53.137
8	31.925	52.520
82	32.850	53.376
6	34.033	53.221
129	39.371	54.334
51	39.458	54.116

LAP 10 @ 16:36:19.608

NO	BEHIND	LAP TIME
47		50.379
102	0.555	49.728
19	1.774	50.129
85	5.277	51.273
53	6.026	52.223
78	8.323	50.413
23	10.350	50.937
88	1 Lap	57.105
69	12.344	51.506
48	16.420	51.556
87	18.417	52.174

81	19.663	52.813
89	1 Lap	57.932
20	20.927	52.448
4	21.135	51.963
33	33.028	53.370
63	34.671	53.295
115	34.766	53.618
8	35.197	53.651
82	35.684	53.213
6	36.300	52.646
51	42.088	53.009
129	43.502	54.510

LAP 11 @ 16:37:09.828

NO	BEHIND	LAP TIME
47		50.220
102	0.080	49.745
19	1.792	50.238
85	5.532	50.475
53	7.104	51.298
78	8.646	50.543
23	11.450	51.320
69	13.486	51.362
48	17.687	51.487
88	1 Lap	56.992
87	20.275	52.078
81	20.896	51.453
20	23.788	53.081
4	23.854	52.939
89	1 Lap	57.512
33	35.955	53.147
63	37.454	53.003
115	37.577	53.031
8	38.009	53.032
6	38.843	52.763
82	38.866	53.402
51	45.134	53.266
129	47.750	54.468

LAP 12 @ 16:37:59.703

NO	BEHIND	LAP TIME
47		49.875
102	0.294	50.089
19	2.350	50.433
85	6.146	50.489
53	8.572	51.343
78	9.059	50.288
23	12.508	50.933
69	16.374	52.763
48	19.263	51.451
87	22.378	51.978
81	22.922	51.901
88	1 Lap	56.694
4	26.064	52.085
20	26.319	52.406
89	1 Lap	58.229
33	39.503	53.423
115	40.444	52.742
63	40.461	52.882
8	40.699	52.565
82	41.767	52.776
6	42.219	53.251
51	49.157	53.898
129	52.989	55.114

BMCRC-MRO Championships 2025 - Rnd 1 @ Brands Hatch Indy

BMCRC Thunderbike Ultra & Extreme

RACE 18 - POSITION CHART

No	Name	Lap Pos	Lap												
			1	2	3	4	5	6	7	8	9	10	11	12	
47	DANCE	1	47	47	47	47	47	47	47	47	47	47	47	47	47
102	FEARN	2	102	102	102	102	102	102	102	102	102	102	102	102	102
53	McGLYNN	3	85	85	85	19	19	19	19	19	19	19	19	19	19
85	WOOD	4	19	19	19	85	85	53	53	53	53	85	85	85	85
23	ROSE	5	53	53	53	53	53	85	85	85	85	53	53	53	53
78	THOMAS	6	23	23	23	23	23	23	78	78	78	78	78	78	78
19	DONOVAN	7	25	25	69	69	78	78	23	23	23	23	23	23	23
69	RUSSO	8	48	69	78	78	69	69	69	69	69	69	69	69	69
48	WALLIS	9	69	78	48	48	48	48	48	48	48	48	48	48	48
87	DOOLAN	10	78	48	20	20	20	20	20	87	87	87	87	87	87
81	CORKETT	11	20	20	87	87	87	87	87	20	81	81	81	81	81
20	SWYER	12	87	87	81	81	81	81	81	81	20	20	20	20	4
25	SMITH	13	4	81	4	4	4	4	4	4	4	4	4	4	20
4	KILLWORTH	14	81	4	63	33	33	33	33	33	33	33	33	33	33
8	SAUNDERS	15	63	63	33	63	115	115	115	115	115	63	63	115	115
6	FIRTH	16	82	33	115	115	63	63	82	63	63	115	115	63	63
33	BISWELL	17	115	115	82	82	82	82	63	8	8	8	8	8	8
63	WREN	18	33	82	8	8	8	8	8	82	82	82	6	82	82
86	CHERRY	19	8	8	129	129	6	6	6	6	6	6	82	6	6
115	KEILTY	20	129	129	51	6	129	129	129	129	129	51	51	51	51
82	HINNELLS	21	51	51	6	51	51	51	51	51	51	129	129	129	129
51	BEESELEY	22	86	6	86	86	86	86	86	88	88	88	88	88	88
129	CRIPPS	23	6	86	88	88	88	88	88	89	89	89	89	89	89
88	PRINOS	24	88	88	89	89	89	89	89	89	89	89	89	89	89
124	SKINNER	25	124	124											
89	SKINNS	26	89	89											

BMCRC-MRO Championships 2025 - Rnd 1 @ Brands Hatch Indy

BMCRC Thunderbike Ultra & Extreme

RACE 18 - SECTOR ANALYSIS



SECTOR 1 = FL to I1, SECTOR 2 = I1 to FL, DIFF = Difference To Personal Best Lap, P = Crossed Finish Line in Pit Lane, D = Time Disallowed

P1 47 U		Daryl DANCE		YAMAHA YZF R1 - 2 brothers scaffolding			
IDEAL LAP TIME : 49.875		BEST LAP TIME : 49.875		DIFFERENCE : 0.000			
LAP	SECTOR 1	SECTOR 2	LAP TIME	MPH	DIFF	TIME OF DAY	
1 -		20.053	54.758	79.41	4.883	16:28:45.919	
2 -	30.008	20.038	50.046 (3)	86.89	0.171	16:29:35.965	
3 -	30.018	20.014	50.032 (2)	86.91	0.157	16:30:25.997	
4 -	30.039	20.370	50.409	86.26	0.534	16:31:16.406	
5 -	30.376	20.399	50.775	85.64	0.900	16:32:07.181	
6 -	30.114	20.216	50.330	86.40	0.455	16:32:57.511	
7 -	30.274	20.176	50.450	86.19	0.575	16:33:47.961	
8 -	30.634	20.268	50.902	85.43	1.027	16:34:38.863	
9 -	30.232	20.134	50.366	86.34	0.491	16:35:29.229	
10 -	30.287	20.092	50.379	86.31	0.504	16:36:19.608	
11 -	30.182	20.038	50.220	86.59	0.345	16:37:09.828	
12 -	29.889	19.986	49.875 (1)	87.19		16:37:59.703	

P2 102 U		James FEARN		Suzuki GSXR1000 - Greenplant satellite team			
IDEAL LAP TIME : 49.501		BEST LAP TIME : 49.728		DIFFERENCE : 0.227			
LAP	SECTOR 1	SECTOR 2	LAP TIME	MPH	DIFF	TIME OF DAY	
1 -		20.233	55.549	78.28	5.821	16:28:46.710	
2 -	30.582	20.334	50.916	85.40	1.188	16:29:37.626	
3 -	30.508	20.008	50.516	86.08	0.788	16:30:28.142	
4 -	30.436	20.229	50.665	85.83	0.937	16:31:18.807	
5 -	30.270	20.056	50.326	86.40	0.598	16:32:09.133	
6 -	30.374	20.045	50.419	86.24	0.691	16:32:59.552	
7 -	29.995	19.982	49.977 (3)	87.01	0.249	16:33:49.529	
8 -	30.637	19.952	50.589	85.95	0.861	16:34:40.118	
9 -	30.381	19.936	50.317	86.42	0.589	16:35:30.435	
10 -	29.733	19.995	49.728 (1)	87.44		16:36:20.163	
11 -	29.977	19.768	49.745 (2)	87.41	0.017	16:37:09.908	
12 -	30.074	20.015	50.089	86.81	0.361	16:37:59.997	

P3 19 U		Tyler DONOVAN		Kawasaki ZX10R - Tinder Corp			
IDEAL LAP TIME : 50.004		BEST LAP TIME : 50.106		DIFFERENCE : 0.102			
LAP	SECTOR 1	SECTOR 2	LAP TIME	MPH	DIFF	TIME OF DAY	
1 -		20.473	56.324	77.20	6.218	16:28:47.485	
2 -	30.445	20.415	50.860	85.50	0.754	16:29:38.345	
3 -	30.615	20.272	50.887	85.45	0.781	16:30:29.232	
4 -	29.942	20.164	50.106 (1)	86.78		16:31:19.338	
5 -	30.343	20.180	50.523	86.07	0.417	16:32:09.861	
6 -	30.277	20.081	50.358	86.35	0.252	16:33:00.219	
7 -	30.001	20.166	50.167 (3)	86.68	0.061	16:33:50.386	
8 -	30.285	20.062	50.347	86.37	0.241	16:34:40.733	
9 -	30.205	20.315	50.520	86.07	0.414	16:35:31.253	
10 -	29.986	20.143	50.129 (2)	86.74	0.023	16:36:21.382	
11 -	29.994	20.244	50.238	86.56	0.132	16:37:11.620	
12 -	30.113	20.320	50.433	86.22	0.327	16:38:02.053	

BMCRC-MRO Championships 2025 - Rnd 1 @ Brands Hatch Indy

BMCRC Thunderbike Ultra & Extreme

RACE 18 - SECTOR ANALYSIS



SECTOR 1 = FL to I1, SECTOR 2 = I1 to FL, DIFF = Difference To Personal Best Lap, P = Crossed Finish Line in Pit Lane, D = Time Disallowed

P4 53 U		Seamus McGLYNN		- S and d build and design Ltd			
IDEAL LAP TIME : 50.109		BEST LAP TIME : 50.162		DIFFERENCE : 0.053			
LAP	SECTOR 1	SECTOR 2	LAP TIME	MPH	DIFF	TIME OF DAY	
1 -		20.654	56.840	76.50	6.678	16:28:48.001	
2 -	30.719	20.098	50.817	85.57	0.655	16:29:38.818	
3 -	30.383	20.243	50.626	85.89	0.464	16:30:29.444	
4 -	30.506	20.077	50.583	85.96	0.421	16:31:20.027	
5 -	30.406	20.098	50.504 (2)	86.10	0.342	16:32:10.531	
6 -	30.321	19.841	50.162 (1)	86.69		16:33:00.693	
7 -	30.268	20.258	50.526 (3)	86.06	0.364	16:33:51.219	
8 -	30.294	20.415	50.709	85.75	0.547	16:34:41.928	
9 -	30.568	20.915	51.483	84.46	1.321	16:35:33.411	
10 -	31.250	20.973	52.223	83.26	2.061	16:36:25.634	
11 -	30.738	20.560	51.298	84.77	1.136	16:37:16.932	
12 -	30.728	20.615	51.343	84.69	1.181	16:38:08.275	

P5 78 U		Jamie THOMAS		Suzuki GSXR 1000 - Team RubyRacing			
IDEAL LAP TIME : 50.125		BEST LAP TIME : 50.288		DIFFERENCE : 0.163			
LAP	SECTOR 1	SECTOR 2	LAP TIME	MPH	DIFF	TIME OF DAY	
1 -		20.709	58.369	74.50	8.081	16:28:49.530	
2 -	31.442	20.556	51.998	83.63	1.710	16:29:41.528	
3 -	30.646	20.584	51.230	84.88	0.942	16:30:32.758	
4 -	30.864	20.305	51.169	84.98	0.881	16:31:23.927	
5 -	30.316	20.046	50.362 (2)	86.34	0.074	16:32:14.289	
6 -	30.843	20.244	51.087	85.12	0.799	16:33:05.376	
7 -	30.593	20.358	50.951	85.34	0.663	16:33:56.327	
8 -	30.398	20.105	50.503	86.10	0.215	16:34:46.830	
9 -	30.492	20.196	50.688	85.79	0.400	16:35:37.518	
10 -	30.258	20.155	50.413 (3)	86.25	0.125	16:36:27.931	
11 -	30.376	20.167	50.543	86.03	0.255	16:37:18.474	
12 -	30.079	20.209	50.288 (1)	86.47		16:38:08.762	

P6 23 U		Justin ROSE		Yamaha R1 - J. Rose roofing services			
IDEAL LAP TIME : 50.861		BEST LAP TIME : 50.933		DIFFERENCE : 0.072			
LAP	SECTOR 1	SECTOR 2	LAP TIME	MPH	DIFF	TIME OF DAY	
1 -		20.975	57.306	75.88	6.373	16:28:48.467	
2 -	30.966	20.303	51.269	84.81	0.336	16:29:39.736	
3 -	30.804	20.402	51.206	84.92	0.273	16:30:30.942	
4 -	31.086	20.744	51.830	83.90	0.897	16:31:22.772	
5 -	30.870	20.290	51.160	85.00	0.227	16:32:13.932	
6 -	30.806	20.476	51.282	84.79	0.349	16:33:05.214	
7 -	30.979	20.567	51.546	84.36	0.613	16:33:56.760	
8 -	30.746	20.364	51.110 (3)	85.08	0.177	16:34:47.870	
9 -	30.720	20.431	51.151	85.01	0.218	16:35:39.021	
10 -	30.571	20.366	50.937 (2)	85.37	0.004	16:36:29.958	
11 -	30.836	20.484	51.320	84.73	0.387	16:37:21.278	
12 -	30.617	20.316	50.933 (1)	85.37		16:38:12.211	

BMCRC-MRO Championships 2025 - Rnd 1 @ Brands Hatch Indy

BMCRC Thunderbike Ultra & Extreme

RACE 18 - SECTOR ANALYSIS



SECTOR 1 = FL to I1, SECTOR 2 = I1 to FL, DIFF = Difference To Personal Best Lap, P = Crossed Finish Line in Pit Lane, D = Time Disallowed

P7 85 U Clinton WOOD		Suzuki GSXR1000 - Clinton Wood				
IDEAL LAP TIME : 50.423		BEST LAP TIME : 50.475		DIFFERENCE : 0.052		
LAP	SECTOR 1	SECTOR 2	LAP TIME	MPH	DIFF	TIME OF DAY
1 -		20.547	56.075	77.54	5.600	16:28:47.236
2 -	30.393	20.650	51.043	85.19	0.568	16:29:38.279
3 -	30.384	20.465	50.849	85.51	0.374	16:30:29.128
4 -	30.374	20.475	50.849	85.51	0.374	16:31:19.977
5 -	30.225	20.251	50.476 (2)	86.15	0.001	16:32:10.453
6 -	30.406	20.345	50.751	85.68	0.276	16:33:01.204
7 -	30.172	20.485	50.657	85.84	0.182	16:33:51.861
8 -	30.273	20.557	50.830	85.55	0.355	16:34:42.691
9 -	30.391	20.530	50.921	85.39	0.446	16:35:33.612
10 -	30.931	20.342	51.273	84.81	0.798	16:36:24.885
11 -	30.186	20.289	50.475 (1)	86.15		16:37:15.360
12 -	30.177	20.312	50.489 (3)	86.12	0.014	16:38:05.849

P8 69 E Tony RUSSO		Suzuki GSXR 750 - Wymark Lubricants				
IDEAL LAP TIME : 51.058		BEST LAP TIME : 51.058		DIFFERENCE : 0.000		
LAP	SECTOR 1	SECTOR 2	LAP TIME	MPH	DIFF	TIME OF DAY
1 -		20.886	58.269	74.62	7.211	16:28:49.430
2 -	30.889	20.604	51.493	84.45	0.435	16:29:40.923
3 -	30.951	20.717	51.668	84.16	0.610	16:30:32.591
4 -	30.761	20.492	51.253 (3)	84.84	0.195	16:31:23.844
5 -	30.915	20.390	51.305	84.75	0.247	16:32:15.149
6 -	31.025	20.324	51.349	84.68	0.291	16:33:06.498
7 -	30.760	20.377	51.137 (2)	85.03	0.079	16:33:57.635
8 -	30.748	20.310	51.058 (1)	85.16		16:34:48.693
9 -	30.766	20.987	51.753	84.02	0.695	16:35:40.446
10 -	30.788	20.718	51.506	84.42	0.448	16:36:31.952
11 -	30.752	20.610	51.362	84.66	0.304	16:37:23.314
12 -	31.173	21.590	52.763	82.41	1.705	16:38:16.077

P9 48 E Shaun WALLIS		Yamaha R6 (X) - MBC Despatch Racing				
IDEAL LAP TIME : 51.322		BEST LAP TIME : 51.414		DIFFERENCE : 0.092		
LAP	SECTOR 1	SECTOR 2	LAP TIME	MPH	DIFF	TIME OF DAY
1 -		21.023	58.170	74.75	6.756	16:28:49.331
2 -	31.410	20.964	52.374	83.02	0.960	16:29:41.705
3 -	31.098	21.283	52.381	83.01	0.967	16:30:34.086
4 -	30.606	20.808	51.414 (1)	84.58		16:31:25.500
5 -	30.910	21.011	51.921	83.75	0.507	16:32:17.421
6 -	30.763	20.973	51.736	84.05	0.322	16:33:09.157
7 -	31.059	21.070	52.129	83.42	0.715	16:34:01.286
8 -	30.733	20.903	51.636	84.21	0.222	16:34:52.922
9 -	30.680	20.870	51.550	84.35	0.136	16:35:44.472
10 -	30.783	20.773	51.556	84.34	0.142	16:36:36.028
11 -	30.771	20.716	51.487 (3)	84.46	0.073	16:37:27.515
12 -	30.628	20.823	51.451 (2)	84.51	0.037	16:38:18.966

BMCRC-MRO Championships 2025 - Rnd 1 @ Brands Hatch Indy

BMCRC Thunderbike Ultra & Extreme

RACE 18 - SECTOR ANALYSIS



SECTOR 1 = FL to I1, SECTOR 2 = I1 to FL, DIFF = Difference To Personal Best Lap, P = Crossed Finish Line in Pit Lane, D = Time Disallowed

P10 87 E Ben DOOLAN		Yamaha R6 - my wallet				
IDEAL LAP TIME : 51.323		BEST LAP TIME : 51.469		DIFFERENCE : 0.146		
LAP	SECTOR 1	SECTOR 2	LAP TIME	MPH	DIFF	TIME OF DAY
1 -		21.186	59.246	73.39	7.777	16:28:50.407
2 -	31.665	21.053	52.718	82.48	1.249	16:29:43.125
3 -	31.127	20.919	52.046	83.55	0.577	16:30:35.171
4 -	30.968	20.501	51.469 (1)	84.48		16:31:26.640
5 -	31.241	20.836	52.077	83.50	0.608	16:32:18.717
6 -	30.970	20.932	51.902	83.78	0.433	16:33:10.619
7 -	31.214	20.670	51.884	83.81	0.415	16:34:02.503
8 -	31.209	20.667	51.876 (3)	83.82	0.407	16:34:54.379
9 -	30.822	20.650	51.472 (2)	84.48	0.003	16:35:45.851
10 -	31.151	21.023	52.174	83.34	0.705	16:36:38.025
11 -	31.263	20.815	52.078	83.50	0.609	16:37:30.103
12 -	31.103	20.875	51.978	83.66	0.509	16:38:22.081

P11 81 E Darren CORKETT		Suzuki GSXR 750 - Jackson & Phillips				
IDEAL LAP TIME : 51.143		BEST LAP TIME : 51.316		DIFFERENCE : 0.173		
LAP	SECTOR 1	SECTOR 2	LAP TIME	MPH	DIFF	TIME OF DAY
1 -		21.114	1:00.083	72.37	8.767	16:28:51.244
2 -	31.278	20.973	52.251	83.22	0.935	16:29:43.495
3 -	31.395	20.735	52.130	83.41	0.814	16:30:35.625
4 -	30.836	20.573	51.409	84.58	0.093	16:31:27.034
5 -	32.806	20.635	53.441	81.37	2.125	16:32:20.475
6 -	30.735	20.625	51.360 (2)	84.66	0.044	16:33:11.835
7 -	30.887	20.495	51.382 (3)	84.63	0.066	16:34:03.217
8 -	31.022	20.903	51.925	83.74	0.609	16:34:55.142
9 -	30.807	20.509	51.316 (1)	84.74		16:35:46.458
10 -	30.900	21.913	52.813	82.33	1.497	16:36:39.271
11 -	31.045	20.408	51.453	84.51	0.137	16:37:30.724
12 -	30.977	20.924	51.901	83.78	0.585	16:38:22.625

P12 4 U Hayden KILLWORTH		- Amy - Helmet City - GreenplantUK				
IDEAL LAP TIME : 51.524		BEST LAP TIME : 51.554		DIFFERENCE : 0.030		
LAP	SECTOR 1	SECTOR 2	LAP TIME	MPH	DIFF	TIME OF DAY
1 -		21.211	59.900	72.59	8.346	16:28:51.061
2 -	32.246	20.997	53.243	81.67	1.689	16:29:44.304
3 -	31.623	21.056	52.679	82.54	1.125	16:30:36.983
4 -	31.648	20.874	52.522	82.79	0.968	16:31:29.505
5 -	31.326	20.519	51.845 (2)	83.87	0.291	16:32:21.350
6 -	31.180	20.692	51.872 (3)	83.83	0.318	16:33:13.222
7 -	31.445	20.647	52.092	83.47	0.538	16:34:05.314
8 -	31.339	20.573	51.912	83.76	0.358	16:34:57.226
9 -	31.210	20.344	51.554 (1)	84.35		16:35:48.780
10 -	31.267	20.696	51.963	83.68	0.409	16:36:40.743
11 -	32.029	20.910	52.939	82.14	1.385	16:37:33.682
12 -	31.451	20.634	52.085	83.49	0.531	16:38:25.767

BMCRC-MRO Championships 2025 - Rnd 1 @ Brands Hatch Indy

BMCRC Thunderbike Ultra & Extreme

RACE 18 - SECTOR ANALYSIS



SECTOR 1 = FL to I1, SECTOR 2 = I1 to FL, DIFF = Difference To Personal Best Lap, P = Crossed Finish Line in Pit Lane, D = Time Disallowed

P13 20 U Connor SWYER		SUZUKI GSXR 1000 K6 - WSC Performace & lleithyr farm & dac				
IDEAL LAP TIME : 51.672		BEST LAP TIME : 51.760		DIFFERENCE : 0.088		
LAP	SECTOR 1	SECTOR 2	LAP TIME	MPH	DIFF	TIME OF DAY
1 -		20.858	59.122	73.55	7.362	16:28:50.283
2 -	31.272	20.984	52.256	83.21	0.496	16:29:42.539
3 -	30.922	20.838	51.760 (1)	84.01		16:30:34.299
4 -	31.119	20.819	51.938 (3)	83.72	0.178	16:31:26.237
5 -	31.136	20.833	51.969	83.67	0.209	16:32:18.206
6 -	31.227	20.773	52.000	83.62	0.240	16:33:10.206
7 -	31.145	20.784	51.929 (2)	83.74	0.169	16:34:02.135
8 -	31.829	21.034	52.863	82.26	1.103	16:34:54.998
9 -	31.944	21.145	53.089	81.91	1.329	16:35:48.087
10 -	31.446	21.002	52.448	82.91	0.688	16:36:40.535
11 -	31.859	21.222	53.081	81.92	1.321	16:37:33.616
12 -	31.656	20.750	52.406	82.97	0.646	16:38:26.022

P14 33 E Mark BISWELL		Yamaha YZF-R6 - Bizzle Bikesport				
IDEAL LAP TIME :		BEST LAP TIME : 52.824		DIFFERENCE :		
LAP	SECTOR 1	SECTOR 2	LAP TIME	MPH	DIFF	TIME OF DAY
1 -			1:02.351	69.74	9.527	16:28:53.512
2 -			53.999	80.53	1.175	16:29:47.511
3 -			53.363	81.49	0.539	16:30:40.874
4 -			53.159	81.80	0.335	16:31:34.033
5 -			53.383	81.46	0.559	16:32:27.416
6 -			52.886 (2)	82.22	0.062	16:33:20.302
7 -			52.983 (3)	82.07	0.159	16:34:13.285
8 -			52.824 (1)	82.32		16:35:06.109
9 -			53.157	81.80	0.333	16:35:59.266
10 -			53.370	81.48	0.546	16:36:52.636
11 -			53.147	81.82	0.323	16:37:45.783
12 -			53.423	81.39	0.599	16:38:39.206

P15 115 U Tony KEILTY		Suzuki GSXR 1000 - Eat Your Heart Out				
IDEAL LAP TIME : 52.742		BEST LAP TIME : 52.742		DIFFERENCE : 0.000		
LAP	SECTOR 1	SECTOR 2	LAP TIME	MPH	DIFF	TIME OF DAY
1 -		21.776	1:02.146	69.97	9.404	16:28:53.307
2 -	33.250	21.071	54.321	80.05	1.579	16:29:47.628
3 -	32.261	21.122	53.383	81.46	0.641	16:30:41.011
4 -	32.444	21.119	53.563	81.18	0.821	16:31:34.574
5 -	31.875	21.109	52.984 (2)	82.07	0.242	16:32:27.558
6 -	31.996	21.093	53.089	81.91	0.347	16:33:20.647
7 -	32.021	21.300	53.321	81.55	0.579	16:34:13.968
8 -	32.184	21.265	53.449	81.35	0.707	16:35:07.417
9 -	32.126	21.213	53.339	81.52	0.597	16:36:00.756
10 -	32.339	21.279	53.618	81.10	0.876	16:36:54.374
11 -	32.030	21.001	53.031 (3)	82.00	0.289	16:37:47.405
12 -	31.785	20.957	52.742 (1)	82.45		16:38:40.147

BMCRC-MRO Championships 2025 - Rnd 1 @ Brands Hatch Indy

BMCRC Thunderbike Ultra & Extreme

RACE 18 - SECTOR ANALYSIS



SECTOR 1 = FL to I1, SECTOR 2 = I1 to FL, DIFF = Difference To Personal Best Lap, P = Crossed Finish Line in Pit Lane, D = Time Disallowed

P16 63 U Matthew WREN			Suzuki GSXR - TBR performance			
IDEAL LAP TIME : 52.302		BEST LAP TIME : 52.302	DIFFERENCE : 0.000			
LAP	SECTOR 1	SECTOR 2	LAP TIME	MPH	DIFF	TIME OF DAY
1 -		22.218	1:01.719	70.45	9.417	16:28:52.880
2 -	32.286	21.841	54.127	80.34	1.825	16:29:47.007
3 -	32.074	21.460	53.534	81.23	1.232	16:30:40.541
4 -	32.541	21.422	53.963	80.58	1.661	16:31:34.504
5 -	32.625	21.626	54.251	80.15	1.949	16:32:28.755
6 -	32.096	21.592	53.688	80.99	1.386	16:33:22.443
7 -	32.081	21.021	53.102	81.89	0.800	16:34:15.545
8 -	31.355	20.947	52.302 (1)	83.14		16:35:07.847
9 -	31.993	21.144	53.137	81.83	0.835	16:36:00.984
10 -	31.758	21.537	53.295	81.59	0.993	16:36:54.279
11 -	31.857	21.146	53.003 (3)	82.04	0.701	16:37:47.282
12 -	31.650	21.232	52.882 (2)	82.23	0.580	16:38:40.164

P17 8 U Dave SAUNDERS			Suzuki GSXR1000 - Mum/Dad/JW MOT/Parks Utility			
IDEAL LAP TIME : 52.137		BEST LAP TIME : 52.425	DIFFERENCE : 0.288			
LAP	SECTOR 1	SECTOR 2	LAP TIME	MPH	DIFF	TIME OF DAY
1 -		22.660	1:03.610	68.36	11.185	16:28:54.771
2 -	32.882	21.730	54.612	79.62	2.187	16:29:49.383
3 -	32.580	21.930	54.510	79.77	2.085	16:30:43.893
4 -	31.886	21.081	52.967	82.10	0.542	16:31:36.860
5 -	31.360	21.065	52.425 (1)	82.94		16:32:29.285
6 -	32.197	21.339	53.536	81.22	1.111	16:33:22.821
7 -	32.079	20.836	52.915	82.18	0.490	16:34:15.736
8 -	32.121	20.777	52.898	82.20	0.473	16:35:08.634
9 -	31.462	21.058	52.520 (2)	82.79	0.095	16:36:01.154
10 -	32.131	21.520	53.651	81.05	1.226	16:36:54.805
11 -	32.032	21.000	53.032	81.99	0.607	16:37:47.837
12 -	31.627	20.938	52.565 (3)	82.72	0.140	16:38:40.402

P18 82 E Matt HINNELLS			Honda CBR 954RR FIREBLADE - FH82Racing			
IDEAL LAP TIME : 52.734		BEST LAP TIME : 52.776	DIFFERENCE : 0.042			
LAP	SECTOR 1	SECTOR 2	LAP TIME	MPH	DIFF	TIME OF DAY
1 -		22.118	1:02.013	70.12	9.237	16:28:53.174
2 -	33.013	21.605	54.618	79.61	1.842	16:29:47.792
3 -	32.529	21.386	53.915	80.65	1.139	16:30:41.707
4 -	32.267	21.270	53.537	81.22	0.761	16:31:35.244
5 -	32.170	21.653	53.823	80.79	1.047	16:32:29.067
6 -	32.019	21.409	53.428	81.39	0.652	16:33:22.495
7 -	31.819	21.206	53.025 (2)	82.01	0.249	16:34:15.520
8 -	31.959	21.224	53.183 (3)	81.76	0.407	16:35:08.703
9 -	31.948	21.428	53.376	81.47	0.600	16:36:02.079
10 -	31.920	21.293	53.213	81.72	0.437	16:36:55.292
11 -	31.979	21.423	53.402	81.43	0.626	16:37:48.694
12 -	31.528	21.248	52.776 (1)	82.39		16:38:41.470

BMCRC-MRO Championships 2025 - Rnd 1 @ Brands Hatch Indy

BMCRC Thunderbike Ultra & Extreme

RACE 18 - SECTOR ANALYSIS



SECTOR 1 = FL to I1, SECTOR 2 = I1 to FL, DIFF = Difference To Personal Best Lap, P = Crossed Finish Line in Pit Lane, D = Time Disallowed

P19		6 E		Andrew FIRTH		Yamaha YZF-R1 - IMP Racing	
IDEAL LAP TIME : 52.566		BEST LAP TIME : 52.646		DIFFERENCE : 0.080			
LAP	SECTOR 1	SECTOR 2	LAP TIME	MPH	DIFF	TIME OF DAY	
1 -		22.631	1:04.593	67.32	11.947	16:28:55.754	
2 -	33.336	21.661	54.997	79.06	2.351	16:29:50.751	
3 -	32.421	21.736	54.157	80.29	1.511	16:30:44.908	
4 -	32.113	21.538	53.651	81.05	1.005	16:31:38.559	
5 -	31.685	21.171	52.856	82.27	0.210	16:32:31.415	
6 -	31.620	21.191	52.811	82.34	0.165	16:33:24.226	
7 -	31.817	21.250	53.067	81.94	0.421	16:34:17.293	
8 -	31.641	21.107	52.748 (2)	82.44	0.102	16:35:10.041	
9 -	31.845	21.376	53.221	81.70	0.575	16:36:03.262	
10 -	31.700	20.946	52.646 (1)	82.60		16:36:55.908	
11 -	31.663	21.100	52.763 (3)	82.41	0.117	16:37:48.671	
12 -	32.173	21.078	53.251	81.66	0.605	16:38:41.922	

P20		51 E		Paul BEESLEY		Aprilia MILLIE RSV -	
IDEAL LAP TIME : 53.009		BEST LAP TIME : 53.009		DIFFERENCE : 0.000			
LAP	SECTOR 1	SECTOR 2	LAP TIME	MPH	DIFF	TIME OF DAY	
1 -		22.551	1:04.063	67.87	11.054	16:28:55.224	
2 -	33.180	22.050	55.230	78.73	2.221	16:29:50.454	
3 -	32.466	21.921	54.387	79.95	1.378	16:30:44.841	
4 -	33.038	21.769	54.807	79.34	1.798	16:31:39.648	
5 -	32.110	21.486	53.596	81.13	0.587	16:32:33.244	
6 -	32.117	21.376	53.493 (3)	81.29	0.484	16:33:26.737	
7 -	32.093	21.652	53.745	80.91	0.736	16:34:20.482	
8 -	32.284	21.805	54.089	80.39	1.080	16:35:14.571	
9 -	32.344	21.772	54.116	80.35	1.107	16:36:08.687	
10 -	31.700	21.309	53.009 (1)	82.03		16:37:01.696	
11 -	31.955	21.311	53.266 (2)	81.63	0.257	16:37:54.962	
12 -	32.279	21.619	53.898	80.68	0.889	16:38:48.860	

P21		129 E		Derek CRIPPS		Yamaha R1 - Team FBR	
IDEAL LAP TIME : 53.580		BEST LAP TIME : 53.580		DIFFERENCE : 0.000			
LAP	SECTOR 1	SECTOR 2	LAP TIME	MPH	DIFF	TIME OF DAY	
1 -		22.512	1:03.882	68.07	10.302	16:28:55.043	
2 -	33.075	21.899	54.974	79.10	1.394	16:29:50.017	
3 -	32.463	21.879	54.342	80.02	0.762	16:30:44.359	
4 -	32.436	21.742	54.178	80.26	0.598	16:31:38.537	
5 -	32.549	21.661	54.210	80.21	0.630	16:32:32.747	
6 -	32.057	21.523	53.580 (1)	81.16		16:33:26.327	
7 -	32.179	21.705	53.884 (2)	80.70	0.304	16:34:20.211	
8 -	32.362	21.693	54.055 (3)	80.44	0.475	16:35:14.266	
9 -	32.494	21.840	54.334	80.03	0.754	16:36:08.600	
10 -	32.800	21.710	54.510	79.77	0.930	16:37:03.110	
11 -	32.599	21.869	54.468	79.83	0.888	16:37:57.578	
12 -	32.889	22.225	55.114	78.90	1.534	16:38:52.692	

BMCRC-MRO Championships 2025 - Rnd 1 @ Brands Hatch Indy

BMCRC Thunderbike Ultra & Extreme

RACE 18 - SECTOR ANALYSIS



SECTOR 1 = FL to I1, SECTOR 2 = I1 to FL, DIFF = Difference To Personal Best Lap, P = Crossed Finish Line in Pit Lane, D = Time Disallowed

P22 88 E		George PRINOS		Ducati 996 - Kappa Planning Ltd		
IDEAL LAP TIME : 55.701		BEST LAP TIME : 55.909		DIFFERENCE : 0.208		
LAP	SECTOR 1	SECTOR 2	LAP TIME	MPH	DIFF	TIME OF DAY
1 -		22.591	1:05.154	66.74	9.245	16:28:56.315
2 -	33.986	22.394	56.380 (3)	77.13	0.471	16:29:52.695
3 -	33.641	22.268	55.909 (1)	77.78		16:30:48.604
4 -	33.433	22.629	56.062 (2)	77.56	0.153	16:31:44.666
5 -	33.817	22.986	56.803	76.55	0.894	16:32:41.469
6 -	34.372	22.853	57.225	75.99	1.316	16:33:38.694
7 -	34.625	23.254	57.879	75.13	1.970	16:34:36.573
8 -	34.385	22.822	57.207	76.01	1.298	16:35:33.780
9 -	34.347	22.758	57.105	76.15	1.196	16:36:30.885
10 -	34.128	22.864	56.992	76.30	1.083	16:37:27.877
11 -	34.146	22.548	56.694	76.70	0.785	16:38:24.571

P23 89 E		Daryl SKINNS		Suzuki GSXR 750 -		
IDEAL LAP TIME : 57.411		BEST LAP TIME : 57.478		DIFFERENCE : 0.067		
LAP	SECTOR 1	SECTOR 2	LAP TIME	MPH	DIFF	TIME OF DAY
1 -		22.744	1:06.192	65.69	8.714	16:28:57.353
2 -	35.037	22.814	57.851	75.16	0.373	16:29:55.204
3 -	34.756	22.768	57.524 (3)	75.59	0.046	16:30:52.728
4 -	35.077	22.916	57.993	74.98	0.515	16:31:50.721
5 -	34.896	22.934	57.830	75.19	0.352	16:32:48.551
6 -	35.043	22.760	57.803	75.23	0.325	16:33:46.354
7 -	35.211	22.826	58.037	74.92	0.559	16:34:44.391
8 -	34.823	22.655	57.478 (1)	75.65		16:35:41.869
9 -	34.839	23.093	57.932	75.06	0.454	16:36:39.801
10 -	34.832	22.680	57.512 (2)	75.61	0.034	16:37:37.313
11 -	35.272	22.957	58.229	74.68	0.751	16:38:35.542

P24 86 U		Jason CHERRY		Aprilia RSV 1000R -		
IDEAL LAP TIME : 54.476		BEST LAP TIME : 54.792		DIFFERENCE : 0.316		
LAP	SECTOR 1	SECTOR 2	LAP TIME	MPH	DIFF	TIME OF DAY
1 -		22.668	1:04.431	67.49	9.639	16:28:55.592
2 -	33.708	22.208	55.916	77.77	1.124	16:29:51.508
3 -	33.135	22.179	55.314 (3)	78.61	0.522	16:30:46.822
4 -	32.683	22.109	54.792 (1)	79.36		16:31:41.614
5 -	33.543	21.793	55.336	78.58	0.544	16:32:36.950
6 -	32.703	22.322	55.025 (2)	79.02	0.233	16:33:31.975
7 -	33.309	22.585	55.894	77.80	1.102	16:34:27.869

P25 25 U		Haydon SMITH		Kawasaki ZXR 750 - Shelf & Rail Co.		
IDEAL LAP TIME : 51.954		BEST LAP TIME : 52.005		DIFFERENCE : 0.051		
LAP	SECTOR 1	SECTOR 2	LAP TIME	MPH	DIFF	TIME OF DAY
1 -		20.866	57.671	75.40	5.666	16:28:48.832
2 -	31.088	20.917	52.005 (1)	83.61		16:29:40.837

P26 124 E		Gareth SKINNER		Aprilia RSVR - Two4 Suspension		
IDEAL LAP TIME : 57.331		BEST LAP TIME : 57.331		DIFFERENCE : 0.000		
LAP	SECTOR 1	SECTOR 2	LAP TIME	MPH	DIFF	TIME OF DAY
1 -		22.925	1:05.768	66.11	8.437	16:28:56.929
2 -	34.850	22.481	57.331 (1)	75.85		16:29:54.260

BMCRC-MRO Championships 2025 - Rnd 1 @ Brands Hatch Indy

BMCRC Thunderbike Ultra & Extreme

RACE 18 - BEST SECTORS

POS	SECTOR 1		SECTOR 2		IDEAL / BEST COMPARISON						
	NO	TIME	NO	TIME	POS	NO	NAME	IDEAL	BEST	DIFF	
								PERFECT LAP	49.501		
1	102	29.733	102	19.768	1	102	FEARN	49.501	49.728	0.227	
2	47	29.889	53	19.841	2	47	DANCE	49.875	49.875	0.000	
3	19	29.942	47	19.986	3	19	DONOVAN	50.004	50.106	0.102	
4	78	30.079	78	20.046	4	53	McGLYNN	50.109	50.162	0.053	
5	85	30.172	19	20.062	5	78	THOMAS	50.125	50.288	0.163	
6	53	30.268	85	20.251	6	85	WOOD	50.423	50.475	0.052	
7	23	30.571	23	20.290	7	23	ROSE	50.861	50.933	0.072	
8	48	30.606	69	20.310	8	69	RUSSO	51.058	51.058	0.000	
9	81	30.735	4	20.344	9	81	CORKETT	51.143	51.316	0.173	
10	69	30.748	81	20.408	10	48	WALLIS	51.322	51.414	0.092	
11	87	30.822	87	20.501	11	87	DOOLAN	51.323	51.469	0.146	
12	20	30.922	48	20.716	12	4	KILLWORTH	51.524	51.554	0.030	
13	25	31.088	20	20.750	13	20	SWYER	51.672	51.760	0.088	
14	4	31.180	8	20.777	14	25	SMITH	51.954	52.005	0.051	
15	63	31.355	25	20.866	15	8	SAUNDERS	52.137	52.425	0.288	
16	8	31.360	6	20.946	16	63	WREN	52.302	52.302	0.000	
17	82	31.528	63	20.947	17	6	FIRTH	52.566	52.646	0.080	
18	6	31.620	115	20.957	18	82	HINNELLS	52.734	52.776	0.042	
19	51	31.700	82	21.206	19	115	KEILTY	52.742	52.742	0.000	
20	115	31.785	51	21.309	20	51	BEESELEY	53.009	53.009	0.000	
21	129	32.057	129	21.523	21	129	CRIPPS	53.580	53.580	0.000	
22	86	32.683	86	21.793	22	86	CHERRY	54.476	54.792	0.316	
23	88	33.433	88	22.268	23	88	PRINOS	55.701	55.909	0.208	
24	89	34.756	124	22.481	24	124	SKINNER	57.331	57.331	0.000	
25	124	34.850	89	22.655	25	89	SKINNS	57.411	57.478	0.067	
26					26	33	BISWELL		52.824		

BMCRC-MRO Championships 2025 - Rnd 1 @ Brands Hatch Indy

BMCRC Thunderbike Ultra & Extreme

RACE 18 - STATISTICS

Competitors Started 26
Planned Start 2025-03-16 @ 16:30:00.000
Actual Start 2025-03-16 @ 16:27:51.160
Finish Time 2025-03-16 @ 16:37:59.702
Track Length 1.2079mi.
Total Laps 285
Total Distance Covered 344.2644mi.

Session Fastest Lap History

NO	CL	NAME	LAP TIME	TIME OF DAY	LAP	VEHICLE
47	U	Daryl DANCE	50.046	16:29:35.997	2	YAMAHA YZF R1
47	U	Daryl DANCE	50.032	16:30:26.030	3	YAMAHA YZF R1
102	U	James FEARN	49.977	16:33:49.550	7	Suzuki GSXR1000
102	U	James FEARN	49.728	16:36:20.185	10	Suzuki GSXR1000

Session Leader History

NO	CL	NAME	FROM LAP	LAPS LED	DISTANCE	VEHICLE
47	U	Daryl DANCE	1	12	14.49 miles	YAMAHA YZF R1

Flag History

TYPE	TIME OF DAY
GREEN	16:27:51.160
FINISH	16:37:59.702

Flag Statistics

TYPE	COUNT	TOTAL LAPS	TOTAL TIME
Green	1	12	11:25.803
Red	0	0	0.000
Safety Car	0	0	0.000
FCY	0	0	0.000

BMCRC-MRO Championships 2025 - Rnd 1 @ Brands Hatch Indy

BMCRC Thunderbike Ultra & Extreme

RACE 18 - STATISTICS

CLASS : U

14 Starters

Fastest Lap History

NO	NAME	LAP TIME	TIME OF DAY	LAP	VEHICLE
47	Daryl DANCE	50.046	16:29:35.997	2	YAMAHA YZF R1
47	Daryl DANCE	50.032	16:30:26.030	3	YAMAHA YZF R1
102	James FEARN	49.977	16:33:49.550	7	Suzuki GSXR1000
102	James FEARN	49.728	16:36:20.185	10	Suzuki GSXR1000

Leader History

NO	NAME	FROM LAP	LAPS LED	DISTANCE	VEHICLE
47	Daryl DANCE	1	12	14.49 miles	YAMAHA YZF R1

BMCRC-MRO Championships 2025 - Rnd 1 @ Brands Hatch Indy

BMCRC Thunderbike Ultra & Extreme

RACE 18 - STATISTICS

CLASS : E

12 Starters

Fastest Lap History

NO	NAME	LAP TIME	TIME OF DAY	LAP	VEHICLE
69	Tony RUSSO	51.493	16:29:40.931	2	Suzuki GSXR 750
69	Tony RUSSO	51.253	16:31:23.852	4	Suzuki GSXR 750
69	Tony RUSSO	51.137	16:33:57.643	7	Suzuki GSXR 750
69	Tony RUSSO	51.058	16:34:48.701	8	Suzuki GSXR 750

Leader History

NO	NAME	FROM LAP	LAPS LED	DISTANCE	VEHICLE
48	Shaun WALLIS	1	1	1.20 miles	Yamaha R6 (X)
69	Tony RUSSO	2	11	13.28 miles	Suzuki GSXR 750



THE CLOTHING KINGS BMCRC THUNDERBIKE SPORT, TW SUSPENSION BMCRC SUPERTWINS & BMCRC FORMULA 400



BMCRC-MRO Championships – Round 1
Brands Hatch Indy
15th/16th March 2025



SPORTS TIMING

TIMING SOLUTIONS LTD

Timing & Results Provided by Timing Solutions Ltd

www.tsl-timing.com



BrandsHatch

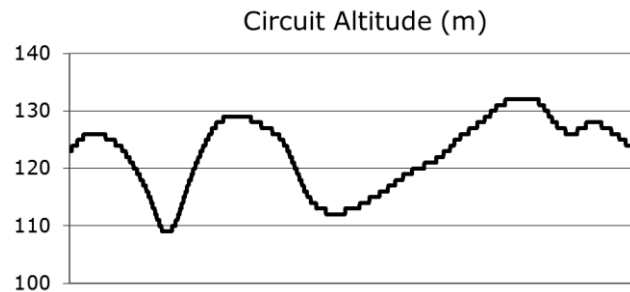
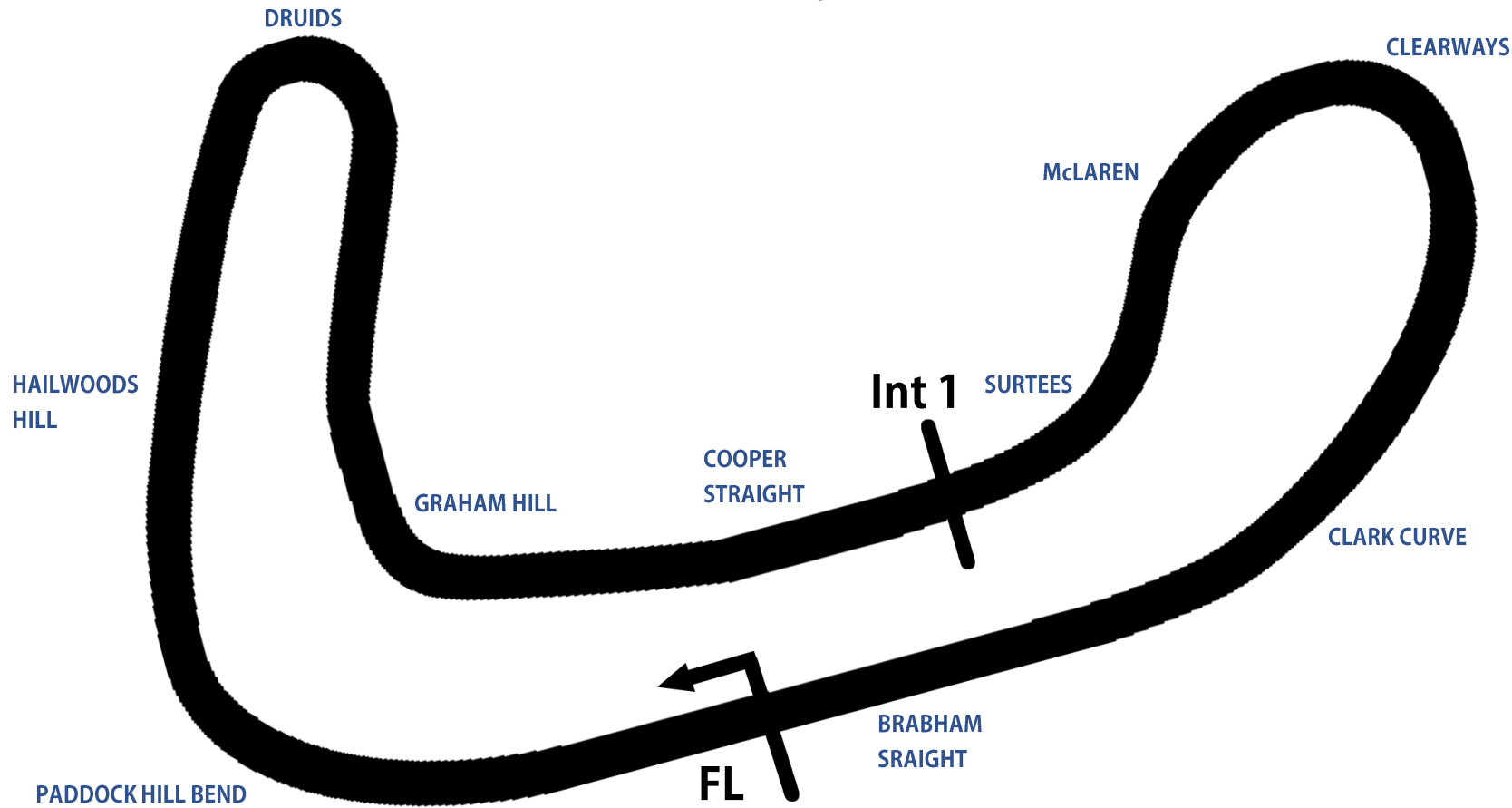
Brands Hatch Indy Circuit

Fawkham, Longfield, Kent, UK



SPORTS TIMING

TIMING SOLUTIONS LTD



Length	1.2079 miles 1.944 km 1944.0 m		
FL		51.36032 N	0.26032 E
Int 1	1112m	51.35934 N	0.25955 E
Pit Entry	1669m	51.35911 N	0.25743 E
Pit Exit	26m after FL	51.36017 N	0.26051 E
Pit Entry - Pit Exit	277m, 19.9s @ 50kph, 16.6s @ 60kph		



BMCRC-MRO Championships 2025 - Rnd 1 @ Brands Hatch Indy

Thunderbike Sport & Supertwins & Formula 400

QUALIFYING - CLASSIFICATION

POS	NO	CL	PIC	NAME	ENTRY	TIME	ON	LAPS	GAP	DIFF	MPH
1	47	TWINS	1	Fenton SEABRIGHT	Aprilia RS 660 - Fhs racing	49.631	9	11			87.61
2	711	TWINS	2	Maximus HARDY	Triumph 660 - DAD	51.811	7	10	2.180	2.180	83.93
3	19	F400	1	Craig DANCE	Kawasaki ZX400 RR - 2 brothers scaffolding	52.793	10	10	3.162	0.982	82.37
4	56		1	Jack MUIR	Suzuki GSXR 600 -	53.515	6	8	3.884	0.722	81.25
5	151		2	Nick SMITH	Honda CBR600RR - Hi-Precision Engineering Ltd	53.907	5	10	4.276	0.392	80.66
6	76	F400	2	Luca WILKINSON	Kawasaki ZX4RR - Speedy Freight - NW Racing	53.931	10	10	4.300	0.024	80.63
7	48		3	Shaun WALLIS	Yamaha R6 (W) - MBC Despatch Racing	53.946	9	10	4.315	0.015	80.61
8	5		4	Logan STONE	Yamaha R6 -	54.090	6	10	4.459	0.144	80.39
9	43		5	Adam CARSON	Honda CBR600 F3 - Allspeed exhausts, stinkwheels	54.176	10	10	4.545	0.086	80.26
10	3	TWINS	3	Oliver ARBON	Suzuki SV650 - TT Plumbing & Heating	54.707	10	10	5.076	0.531	79.48
11	73	F400	3	Ollie SIMS	Kawasaki NINJA 400 - Motorbodies Weston Ltd	54.866	10	10	5.235	0.159	79.25
12	79	F400	4	Sean CRONE	- BD RACING	55.129	9	10	5.498	0.263	78.88
13	8		6	Leigh SMITH	Yamaha R6 - Smiths Mechanical Support Ltd, Lamond	55.135	9	9	5.504	0.006	78.87
14	2	TWINS	4	James SEATH	Aprilia RS660 - Ovenden Earthmoving	55.283	8	10	5.652	0.148	78.66
15	75		7	Stewart MAY	Kawasaki ZX6R - Joe's taxidermy you snuff em we stu	55.606	7	8	5.975	0.323	78.20
16	65		8	Ian SOILLEUX	Honda CBR600 - BDRacing	55.798	8	9	6.167	0.192	77.93
17	54		9	Adam JAMISON	Yamaha R6 - Team AJR	55.973	1	1	6.342	0.175	77.69
18	26	F400	5	Damian LEE	Yamaha TZR250 - Leed Autos	56.230	10	10	6.599	0.257	77.33
19	137		10	Colin McPHERSON	Yamaha R6 -	56.279	8	9	6.648	0.049	77.26
20	88		11	Florentin Valentin STANCIU	Honda 600F -	56.305	6	8	6.674	0.026	77.23
21	123	F400	6	Mark GALLAGHER	Honda RVF 400 -	56.503	7	9	6.872	0.198	76.96
22	141	TWINS	5	Jack ANDREWS	Yamaha R7 - B1 Barbers and power tool hub	56.538	8	8	6.907	0.035	76.91
23	50	TWINS	6	Alex TUFNALL	Suzuki SV650 -	56.557	10	10	6.926	0.019	76.88
24	81	TWINS	7	Malvern MAY	Aprilia RS660 - IMP racing	56.607	8	9	6.976	0.050	76.82
25	77		12	Joe WHITE	Suzuki GSXR 600 MAIN - The Race Shack /Just In Gr:	56.764	8	10	7.133	0.157	76.60
26	115	F400	7	Jake DONKERSLEY	Kawasaki ZX4RR -	57.195	9	10	7.564	0.431	76.03
27	97	TWINS	8	Alex MANN	- EB1 Racing	57.247	1	2	7.616	0.052	75.96
28	6		13	Greg PYMM	Suzuki GSXR600 - Precision Installations, CMR, Grim	57.347	9	10	7.716	0.100	75.82
29	55		14	Magnus MANSON-CHUBB	Suzuki SV650 -	57.575	5	5	7.944	0.228	75.52
30	402		15	Kaine FARR	- The Elms B&B Snetterton	58.140	10	10	8.509	0.565	74.79
31	69		16	Terry SMITH	Yamaha R6 - IMP Racing	58.181	9	10	8.550	0.041	74.74
32	30		17	David LUFF	Suzuki SV 650 - ATP & Sarah O'Neill	58.489	1	2	8.858	0.308	74.34
33	333		18	Andrew HOUGHTON	Husqvarna FS450 - Techoir	58.832	5	9	9.201	0.343	73.91
34	35	TWINS	9	Stuart THURTL	Aprilia RS660 - TeamTortoise Racing	59.824	7	10	10.193	0.992	72.68
35	40	F400	8	Archie ORMROD	Kawasaki NINJA400 - Prestige Flooring	1:00.684	7	7	11.053	0.860	71.65
36	53		19	Peter HAMMOND	Suzuki SRAD -	1:03.152	8	8	13.521	2.468	68.85
37	15		20	Daniel MERCER	Yamaha R6 - Merc&Co Racing, Apex2Apex, Electrical	1:03.304	1	1	13.673	0.152	68.69
38	251		21	Craig FERRIS	Suzuki SV650 K6 - IMP Racing, Kelvedon Dog Training	1:03.310	1	7	13.679	0.006	68.68
39	95	F400	9	Greg MARSHALL	Kawasaki NINJA 400 - EBCBrakes, Redline, Cobb & J:			3			

Weather / Track : Cloudy / Dry

Date: 15/03/2025 Start: 12:26 Finish: 12:47

These results are provisional until the conclusion of any judicial and technical matters.

Brands Hatch Indy: 1.2079 miles

Clerk Of Course:

Timekeeper:

Craig Smith



Results can be found at www.tsl-timing.com

Printed - 12:49 Saturday, 15 March 2025



BMCRC-MRO Championships 2025 - Rnd 1 @ Brands Hatch Indy

Thunderbike Sport & Supertwins & Formula 400

QUALIFYING - SECTOR ANALYSIS



SECTOR 1 = FL to I1, SECTOR 2 = I1 to FL, DIFF = Difference To Personal Best Lap, P = Crossed Finish Line in Pit Lane, D = Time Disallowed

P1 47 TWINS Fenton SEABRIGHT			Aprilia RS 660 - Fhs racing			
IDEAL LAP TIME : 49.631		BEST LAP TIME : 49.631		DIFFERENCE : 0.000		
LAP	SECTOR 1	SECTOR 2	LAP TIME	MPH	DIFF	TIME OF DAY
1 -	32.427	21.639	54.066	80.43	4.435	12:28:21.429
2 -	40.218	IN PIT	11:54.645	P 6.08	11:05.014	12:40:16.074
3 -	OUTLAP	20.752	53.335	81.53	3.704	12:41:09.409
4 -	31.063	20.440	51.503	84.43	1.872	12:42:00.912
5 -	30.558	20.390	50.948	85.35	1.317	12:42:51.860
6 -	30.015	20.625	50.640	85.87	1.009	12:43:42.500
7 -	31.268	21.493	52.761	82.42	3.130	12:44:35.261
8 -	29.692	20.194	49.886	(3) 87.17	0.255	12:45:25.147
9 -	29.654	19.977	49.631	(1) 87.61		12:46:14.778
10 -	30.222	20.336	50.558	86.01	0.927	12:47:05.336
11 -	29.743	20.078	49.821	(2) 87.28	0.190	12:47:55.157

P2 711 TWINS Maximus HARDY			Triumph 660 - DAD			
IDEAL LAP TIME : 51.811		BEST LAP TIME : 51.811		DIFFERENCE : 0.000		
LAP	SECTOR 1	SECTOR 2	LAP TIME	MPH	DIFF	TIME OF DAY
1 -	34.065	21.836	55.901	77.79	4.090	12:28:24.226
2 -	32.518	IN PIT	11:52.409	P 6.10	11:00.598	12:40:16.635
3 -	OUTLAP	21.857	57.356	75.81	5.545	12:41:13.991
4 -	31.821	22.122	53.943	80.61	2.132	12:42:07.934
5 -	31.976	21.681	53.657	81.04	1.846	12:43:01.591
6 -	31.200	21.324	52.524	(2) 82.79	0.713	12:43:54.115
7 -	30.900	20.911	51.811	(1) 83.93		12:44:45.926
8 -	32.001	22.123	54.124	80.34	2.313	12:45:40.050
9 -	31.625	21.425	53.050	(3) 81.97	1.239	12:46:33.100
10 -	32.359	21.973	54.332	80.03	2.521	12:47:27.432

P3 19 F400 Craig DANCE			Kawasaki ZX400 RR - 2 brothers scaffolding			
IDEAL LAP TIME : 52.793		BEST LAP TIME : 52.793		DIFFERENCE : 0.000		
LAP	SECTOR 1	SECTOR 2	LAP TIME	MPH	DIFF	TIME OF DAY
1 -	34.740	22.041	56.781	76.58	3.988	12:28:25.941
2 -	32.032	IN PIT	11:21.736	P 6.37	10:28.943	12:39:47.677
3 -	OUTLAP	28.715	1:10.546	61.64	17.753	12:40:58.223
4 -	34.394	22.558	56.952	76.35	4.159	12:41:55.175
5 -	31.984	21.872	53.856	(3) 80.74	1.063	12:42:49.031
6 -	32.419	22.365	54.784	79.37	1.991	12:43:43.815
7 -	31.618	21.548	53.166	(2) 81.79	0.373	12:44:36.981
8 -	33.574	22.169	55.743	78.01	2.950	12:45:32.724
9 -	32.872	21.569	54.441	79.87	1.648	12:46:27.165
10 -	31.422	21.371	52.793	(1) 82.37		12:47:19.958

P4 56 Jack MUIR			Suzuki GSXR 600 -			
IDEAL LAP TIME : 53.134		BEST LAP TIME : 53.515		DIFFERENCE : 0.381		
LAP	SECTOR 1	SECTOR 2	LAP TIME	MPH	DIFF	TIME OF DAY
1 -	34.063	22.654	56.717	76.67	3.202	12:28:30.639
2 -	33.224	IN PIT	13:59.601	P 5.17	13:06.086	12:42:30.240
3 -	OUTLAP	21.906	1:02.168	69.94	8.653	12:43:32.408
4 -	32.632	21.412	54.044	(3) 80.46	0.529	12:44:26.452
5 -	32.158	21.984	54.142	80.31	0.627	12:45:20.594
6 -	32.034	21.481	53.515	(1) 81.25		12:46:14.109
7 -	31.995	21.693	53.688	(2) 80.99	0.173	12:47:07.797
8 -	33.012	21.139	54.151	80.30	0.636	12:48:01.948

BMCRC-MRO Championships 2025 - Rnd 1 @ Brands Hatch Indy

Thunderbike Sport & Supertwins & Formula 400

QUALIFYING - SECTOR ANALYSIS



SECTOR 1 = FL to I1, SECTOR 2 = I1 to FL, DIFF = Difference To Personal Best Lap, P = Crossed Finish Line in Pit Lane, D = Time Disallowed

P5 151		Nick SMITH		Honda CBR600RR - Hi-Precision Engineering Ltd			
IDEAL LAP TIME : 53.907		BEST LAP TIME : 53.907		DIFFERENCE : 0.000			
LAP	SECTOR 1	SECTOR 2	LAP TIME	MPH	DIFF	TIME OF DAY	
1 -	34.257	21.790	56.047	77.58	2.140	12:28:23.956	
2 -	33.361	IN PIT	11:27.839 P	6.32	10:33.932	12:39:51.795	
3 -	OUTLAP	26.085	1:04.289	67.64	10.382	12:40:56.084	
4 -	33.868	22.313	56.181	77.40	2.274	12:41:52.265	
5 -	32.384	21.523	53.907 (1)	80.66		12:42:46.172	
6 -	32.944	21.691	54.635 (2)	79.59	0.728	12:43:40.807	
7 -	34.388	22.611	56.999	76.29	3.092	12:44:37.806	
8 -	36.425	24.012	1:00.437	71.95	6.530	12:45:38.243	
9 -	32.513	22.457	54.970 (3)	79.10	1.063	12:46:33.213	
10 -	32.527	26.246	58.773	73.98	4.866	12:47:31.986	

P6 76 F400		Luca WILKINSON		Kawasaki ZX4RR - Speedy Freight - NW Racing			
IDEAL LAP TIME : 53.671		BEST LAP TIME : 53.931		DIFFERENCE : 0.260			
LAP	SECTOR 1	SECTOR 2	LAP TIME	MPH	DIFF	TIME OF DAY	
1 -	33.136	22.200	55.336	78.58	1.405	12:28:12.403	
2 -	43.617	IN PIT	11:35.604 P	6.25	10:41.673	12:39:48.007	
3 -	OUTLAP	25.558	1:07.061	64.84	13.130	12:40:55.068	
4 -	34.086	22.748	56.834	76.51	2.903	12:41:51.902	
5 -	32.131	22.052	54.183 (2)	80.25	0.252	12:42:46.085	
6 -	32.158	22.413	54.571 (3)	79.68	0.640	12:43:40.656	
7 -	33.018	22.618	55.636	78.16	1.705	12:44:36.292	
8 -	34.226	22.253	56.479	76.99	2.548	12:45:32.771	
9 -	32.995	21.934	54.929	79.16	0.998	12:46:27.700	
10 -	31.737	22.194	53.931 (1)	80.63		12:47:21.631	

P7 48		Shaun WALLIS		Yamaha R6 (W) - MBC Despatch Racing			
IDEAL LAP TIME : 53.946		BEST LAP TIME : 53.946		DIFFERENCE : 0.000			
LAP	SECTOR 1	SECTOR 2	LAP TIME	MPH	DIFF	TIME OF DAY	
1 -	34.350	22.446	56.796	76.56	2.850	12:28:12.063	
2 -	43.620	IN PIT	11:36.870 P	6.24	10:42.924	12:39:48.933	
3 -	OUTLAP	24.933	1:06.264	65.62	12.318	12:40:55.197	
4 -	34.781	23.055	57.836	75.18	3.890	12:41:53.033	
5 -	32.856	21.718	54.574 (2)	79.68	0.628	12:42:47.607	
6 -	33.709	22.020	55.729	78.03	1.783	12:43:43.336	
7 -	33.028	22.183	55.211 (3)	78.76	1.265	12:44:38.547	
8 -	35.086	23.464	58.550	74.27	4.604	12:45:37.097	
9 -	32.372	21.574	53.946 (1)	80.61		12:46:31.043	
10 -	34.371	22.865	57.236	75.97	3.290	12:47:28.279	

P8 5		Logan STONE		Yamaha R6 -			
IDEAL LAP TIME : 54.062		BEST LAP TIME : 54.090		DIFFERENCE : 0.028			
LAP	SECTOR 1	SECTOR 2	LAP TIME	MPH	DIFF	TIME OF DAY	
1 -	35.804	22.992	58.796	73.96	4.706	12:28:30.613	
2 -	34.102	IN PIT	11:15.828 P	6.43	10:21.738	12:39:46.441	
3 -	OUTLAP	25.523	1:08.169	63.79	14.079	12:40:54.610	
4 -	34.893	22.636	57.529	75.58	3.439	12:41:52.139	
5 -	33.410	21.526	54.936	79.15	0.846	12:42:47.075	
6 -	32.796	21.294	54.090 (1)	80.39		12:43:41.165	
7 -	33.285	22.213	55.498	78.35	1.408	12:44:36.663	
8 -	33.553	22.375	55.928	77.75	1.838	12:45:32.591	
9 -	33.381	21.534	54.915 (3)	79.18	0.825	12:46:27.506	
10 -	32.768	21.493	54.261 (2)	80.14	0.171	12:47:21.767	

BMCRC-MRO Championships 2025 - Rnd 1 @ Brands Hatch Indy

Thunderbike Sport & Supertwins & Formula 400

QUALIFYING - SECTOR ANALYSIS



SECTOR 1 = FL to I1, SECTOR 2 = I1 to FL, DIFF = Difference To Personal Best Lap, P = Crossed Finish Line in Pit Lane, D = Time Disallowed

P9 43 Adam CARSON		Honda CBR600 F3 - Allspeed exhausts, stinkwheels				
IDEAL LAP TIME : 54.176		BEST LAP TIME : 54.176		DIFFERENCE : 0.000		
LAP	SECTOR 1	SECTOR 2	LAP TIME	MPH	DIFF	TIME OF DAY
1 -	35.015	22.230	57.245	75.96	3.069	12:28:14.917
2 -	46.228	IN PIT	11:34.845 P	6.25	10:40.669	12:39:49.762
3 -	OUTLAP	23.928	1:03.838	68.11	9.662	12:40:53.600
4 -	34.104	22.196	56.300	77.23	2.124	12:41:49.900
5 -	33.100	21.564	54.664 (2)	79.55	0.488	12:42:44.564
6 -	33.554	22.420	55.974	77.68	1.798	12:43:40.538
7 -	33.659	22.310	55.969	77.69	1.793	12:44:36.507
8 -	34.454	21.855	56.309	77.22	2.133	12:45:32.816
9 -	33.394	21.623	55.017 (3)	79.04	0.841	12:46:27.833
10 -	32.633	21.543	54.176 (1)	80.26		12:47:22.009

P10 3 TWINS Oliver ARBON		Suzuki SV650 - TT Plumbing & Heating				
IDEAL LAP TIME : 54.660		BEST LAP TIME : 54.707		DIFFERENCE : 0.047		
LAP	SECTOR 1	SECTOR 2	LAP TIME	MPH	DIFF	TIME OF DAY
1 -	35.855	23.691	59.546	73.02	4.839	12:28:22.784
2 -	33.615	IN PIT	11:24.709 P	6.35	10:30.002	12:39:47.493
3 -	OUTLAP	27.178	1:10.063	62.06	15.356	12:40:57.556
4 -	35.509	23.709	59.218	73.43	4.511	12:41:56.774
5 -	33.719	22.801	56.520	76.93	1.813	12:42:53.294
6 -	33.664	22.448	56.112	77.49	1.405	12:43:49.406
7 -	32.641	22.098	54.739 (2)	79.44	0.032	12:44:44.145
8 -	33.486	22.272	55.758 (3)	77.99	1.051	12:45:39.903
9 -	33.853	22.213	56.066	77.56	1.359	12:46:35.969
10 -	32.562	22.145	54.707 (1)	79.48		12:47:30.676

P11 73 F400 Ollie SIMS		Kawasaki NINJA 400 - Motorbodies Weston ltd				
IDEAL LAP TIME : 54.866		BEST LAP TIME : 54.866		DIFFERENCE : 0.000		
LAP	SECTOR 1	SECTOR 2	LAP TIME	MPH	DIFF	TIME OF DAY
1 -	35.925	23.233	59.158	73.50	4.292	12:28:16.764
2 -	48.760	IN PIT	11:33.536 P	6.27	10:38.670	12:39:50.300
3 -	OUTLAP	25.563	1:08.306	63.66	13.440	12:40:58.606
4 -	36.601	23.563	1:00.164	72.27	5.298	12:41:58.770
5 -	34.825	22.802	57.627	75.46	2.761	12:42:56.397
6 -	35.174	23.000	58.174	74.75	3.308	12:43:54.571
7 -	33.121	22.150	55.271 (2)	78.67	0.405	12:44:49.842
8 -	33.193	22.156	55.349 (3)	78.56	0.483	12:45:45.191
9 -	33.931	22.227	56.158	77.43	1.292	12:46:41.349
10 -	32.916	21.950	54.866 (1)	79.25		12:47:36.215

P12 79 F400 Sean CRONE		- BD RACING				
IDEAL LAP TIME : 55.129		BEST LAP TIME : 55.129		DIFFERENCE : 0.000		
LAP	SECTOR 1	SECTOR 2	LAP TIME	MPH	DIFF	TIME OF DAY
1 -	37.295	25.283	1:02.578	69.49	7.449	12:28:30.805
2 -	35.923	IN PIT	11:47.715 P	6.14	10:52.586	12:40:18.520
3 -	OUTLAP	23.234	1:00.393	72.00	5.264	12:41:18.913
4 -	33.631	22.964	56.595 (3)	76.83	1.466	12:42:15.508
5 -	33.832	23.023	56.855	76.48	1.726	12:43:12.363
6 -	35.449	22.981	58.430	74.42	3.301	12:44:10.793
7 -	34.649	22.455	57.104	76.15	1.975	12:45:07.897
8 -	33.972	22.812	56.784	76.58	1.655	12:46:04.681
9 -	32.816	22.313	55.129 (1)	78.88		12:46:59.810
10 -	33.352	22.533	55.885 (2)	77.81	0.756	12:47:55.695

BMCRC-MRO Championships 2025 - Rnd 1 @ Brands Hatch Indy

Thunderbike Sport & Supertwins & Formula 400

QUALIFYING - SECTOR ANALYSIS



SECTOR 1 = FL to I1, SECTOR 2 = I1 to FL, DIFF = Difference To Personal Best Lap, P = Crossed Finish Line in Pit Lane, D = Time Disallowed

P13 8 Leigh SMITH		Yamaha R6 - Smiths Mechanical Support Ltd, Lamonde Automa				
IDEAL LAP TIME : 55.135		BEST LAP TIME : 55.135		DIFFERENCE : 0.000		
LAP	SECTOR 1	SECTOR 2	LAP TIME	MPH	DIFF	TIME OF DAY
1 -	36.785	23.183	59.968	72.51	4.833	12:28:30.953
2 -	36.155	IN PIT	12:40.318	P 5.71	11:45.183	12:41:11.271
3 -	OUTLAP	23.339	1:02.829	69.21	7.694	12:42:14.100
4 -	34.688	22.688	57.376	75.79	2.241	12:43:11.476
5 -	36.797	22.444	59.241	73.40	4.106	12:44:10.717
6 -	35.976	23.121	59.097	73.58	3.962	12:45:09.814
7 -	34.957	21.955	56.912	(3) 76.40	1.777	12:46:06.726
8 -	33.317	22.344	55.661	(2) 78.12	0.526	12:47:02.387
9 -	33.219	21.916	55.135	(1) 78.87		12:47:57.522

P14 2 TWINS James SEATH		Aprilia RS660 - Ovenden Earthmoving				
IDEAL LAP TIME : 55.283		BEST LAP TIME : 55.283		DIFFERENCE : 0.000		
LAP	SECTOR 1	SECTOR 2	LAP TIME	MPH	DIFF	TIME OF DAY
1 -	36.895	23.502	1:00.397	72.00	5.114	12:28:22.380
2 -	35.525	IN PIT	11:29.541	P 6.30	10:34.258	12:39:51.921
3 -	OUTLAP	25.750	1:11.715	60.63	16.432	12:41:03.636
4 -	37.238	24.244	1:01.482	70.72	6.199	12:42:05.118
5 -	34.979	22.929	57.908	75.09	2.625	12:43:03.026
6 -	34.952	22.442	57.394	75.76	2.111	12:44:00.420
7 -	33.543	22.207	55.750	(2) 78.00	0.467	12:44:56.170
8 -	33.214	22.069	55.283	(1) 78.66		12:45:51.453
9 -	33.866	22.458	56.324	77.20	1.041	12:46:47.777
10 -	33.783	22.274	56.057	(3) 77.57	0.774	12:47:43.834

P15 75 Stewart MAY		Kawasaki ZX6R - Joe's taxidermy you snuff em we stuff em				
IDEAL LAP TIME : 55.175		BEST LAP TIME : 55.606		DIFFERENCE : 0.431		
LAP	SECTOR 1	SECTOR 2	LAP TIME	MPH	DIFF	TIME OF DAY
1 -	37.580	22.996	1:00.576	71.78	4.970	12:28:32.098
2 -	35.867	IN PIT	11:17.717	P 6.41	10:22.111	12:39:49.815
3 -	OUTLAP	26.283	1:08.260	63.70	12.654	12:40:58.075
4 -	36.521	23.261	59.782	72.74	4.176	12:41:57.857
5 -	33.966	21.744	55.710	(2) 78.05	0.104	12:42:53.567
6 -	34.357	22.170	56.527	(3) 76.92	0.921	12:43:50.094
7 -	33.735	21.871	55.606	(1) 78.20		12:44:45.700
8 -	33.431	23.788	57.219	75.99	1.613	12:45:42.919

P16 65 Ian SOILLEUX		Honda CBR600 - BDRacing				
IDEAL LAP TIME : 55.798		BEST LAP TIME : 55.798		DIFFERENCE : 0.000		
LAP	SECTOR 1	SECTOR 2	LAP TIME	MPH	DIFF	TIME OF DAY
1 -	35.983	23.006	58.989	73.71	3.191	12:28:23.917
2 -	35.500	IN PIT	12:17.844	P 5.89	11:22.046	12:40:41.761
3 -	OUTLAP	23.293	1:01.839	70.32	6.041	12:41:43.600
4 -	34.437	22.983	57.420	(3) 75.73	1.622	12:42:41.020
5 -	36.157	22.405	58.562	74.25	2.764	12:43:39.582
6 -	34.574	22.844	57.418	(2) 75.73	1.620	12:44:37.000
7 -	35.756	22.271	58.027	74.94	2.229	12:45:35.027
8 -	33.668	22.130	55.798	(1) 77.93		12:46:30.825
9 -	34.816	23.174	57.990	74.98	2.192	12:47:28.815

P17 54 Adam JAMISON		Yamaha R6 - Team AJR				
IDEAL LAP TIME : 54.560		BEST LAP TIME : 55.973		DIFFERENCE : 1.413		
LAP	SECTOR 1	SECTOR 2	LAP TIME	MPH	DIFF	TIME OF DAY
1 -	33.805	22.168	55.973	(1) 77.69		12:28:09.776

BMCRC-MRO Championships 2025 - Rnd 1 @ Brands Hatch Indy

Thunderbike Sport & Supertwins & Formula 400

QUALIFYING - SECTOR ANALYSIS



SECTOR 1 = FL to I1, SECTOR 2 = I1 to FL, DIFF = Difference To Personal Best Lap, P = Crossed Finish Line in Pit Lane, D = Time Disallowed

P18 26 F400		Damian LEE		Yamaha TZR250 - Leed Autos			
IDEAL LAP TIME : 55.854		BEST LAP TIME : 56.230		DIFFERENCE : 0.376			
LAP	SECTOR 1	SECTOR 2	LAP TIME	MPH	DIFF	TIME OF DAY	
1 -	34.735	23.024	57.759	75.28	1.529	12:28:21.363	
2 -		IN PIT	11:32.007	P 6.28	10:35.777	12:39:53.370	
3 -	OUTLAP	25.122	1:06.739	65.15	10.509	12:41:00.109	
4 -	35.337	23.707	59.044	73.65	2.814	12:41:59.153	
5 -	34.146	23.052	57.198	(3) 76.02	0.968	12:42:56.351	
6 -	35.270	23.684	58.954	73.76	2.724	12:43:55.305	
7 -	33.819	23.131	56.950	(2) 76.35	0.720	12:44:52.255	
8 -	33.864	23.370	57.234	75.97	1.004	12:45:49.489	
9 -	33.898	23.982	57.880	75.13	1.650	12:46:47.369	
10 -	33.285	22.945	56.230	(1) 77.33		12:47:43.599	

P19 137		Colin McPHERSON		Yamaha R6 -			
IDEAL LAP TIME : 56.046		BEST LAP TIME : 56.279		DIFFERENCE : 0.233			
LAP	SECTOR 1	SECTOR 2	LAP TIME	MPH	DIFF	TIME OF DAY	
1 -	37.304	23.733	1:01.037	71.24	4.758	12:28:30.587	
2 -	35.947	IN PIT	12:10.571	P 5.95	11:14.292	12:40:41.158	
3 -	OUTLAP	23.711	1:03.991	67.95	7.712	12:41:45.149	
4 -	34.849	23.018	57.867	75.14	1.588	12:42:43.016	
5 -	35.025	22.352	57.377	(3) 75.79	1.098	12:43:40.393	
6 -	34.639	22.950	57.589	75.51	1.310	12:44:37.982	
7 -	35.502	23.362	58.864	73.87	2.585	12:45:36.846	
8 -	33.694	22.585	56.279	(1) 77.26		12:46:33.125	
9 -	33.783	23.475	57.258	(2) 75.94	0.979	12:47:30.383	

P20 88		Florentin Valentin STANCIU		Honda 600F -			
IDEAL LAP TIME : 55.956		BEST LAP TIME : 56.305		DIFFERENCE : 0.349			
LAP	SECTOR 1	SECTOR 2	LAP TIME	MPH	DIFF	TIME OF DAY	
1 -	41.309	24.872	1:06.181	65.70	9.876	12:28:35.277	
2 -	42.567	IN PIT	13:00.891	P 5.56	12:04.586	12:41:36.168	
3 -	OUTLAP	23.651	1:04.658	67.25	8.353	12:42:40.826	
4 -	35.430	22.229	57.659	75.41	1.354	12:43:38.485	
5 -	34.212	23.263	57.475	(3) 75.66	1.170	12:44:35.960	
6 -	33.997	22.308	56.305	(1) 77.23		12:45:32.265	
7 -	34.960	21.959	56.919	(2) 76.39	0.614	12:46:29.184	
8 -	35.340	22.766	58.106	74.83	1.801	12:47:27.290	

P21 123 F400		Mark GALLAGHER		Honda RVF 400 -			
IDEAL LAP TIME : 56.374		BEST LAP TIME : 56.503		DIFFERENCE : 0.129			
LAP	SECTOR 1	SECTOR 2	LAP TIME	MPH	DIFF	TIME OF DAY	
1 -	36.706	23.992	1:00.698	71.64	4.195	12:28:29.617	
2 -	35.459	IN PIT	12:30.017	P 5.79	11:33.514	12:40:59.634	
3 -	OUTLAP	24.937	1:06.268	65.62	9.765	12:42:05.902	
4 -	34.961	23.057	58.018	74.95	1.515	12:43:03.920	
5 -	35.091	22.654	57.745	75.30	1.242	12:44:01.665	
6 -	34.019	22.585	56.604	(2) 76.82	0.101	12:44:58.269	
7 -	33.789	22.714	56.503	(1) 76.96		12:45:54.772	
8 -	34.000	22.773	56.773	(3) 76.59	0.270	12:46:51.545	
9 -	33.944	22.886	56.830	76.51	0.327	12:47:48.375	

BMCRC-MRO Championships 2025 - Rnd 1 @ Brands Hatch Indy

Thunderbike Sport & Supertwins & Formula 400

QUALIFYING - SECTOR ANALYSIS



SECTOR 1 = FL to I1, SECTOR 2 = I1 to FL, DIFF = Difference To Personal Best Lap, P = Crossed Finish Line in Pit Lane, D = Time Disallowed

P22 141 TWINS Jack ANDREWS			Yamaha R7 - B1 Barbers and power tool hub			
IDEAL LAP TIME : 56.538		BEST LAP TIME : 56.538		DIFFERENCE : 0.000		
LAP	SECTOR 1	SECTOR 2	LAP TIME	MPH	DIFF	TIME OF DAY
1 -	38.249	23.819	1:02.068	70.06	5.530	12:28:24.104
2 -	36.235	IN PIT	11:25.279 P	6.34	10:28.741	12:39:49.383
3 -	OUTLAP	26.920	1:08.795	63.21	12.257	12:40:58.178
4 -	36.852	23.843	1:00.695	71.64	4.157	12:41:58.873
5 -	35.091	23.368	58.459	74.38	1.921	12:42:57.332
6 -	35.662	22.639	58.301 (3)	74.58	1.763	12:43:55.633
7 -	34.747	22.821	57.568 (2)	75.53	1.030	12:44:53.201
8 -	34.186	22.352	56.538 (1)	76.91		12:45:49.739

P23 50 TWINS Alex TUFNALL			Suzuki SV650 -			
IDEAL LAP TIME : 56.557		BEST LAP TIME : 56.557		DIFFERENCE : 0.000		
LAP	SECTOR 1	SECTOR 2	LAP TIME	MPH	DIFF	TIME OF DAY
1 -	37.796	24.102	1:01.898	70.25	5.341	12:28:30.308
2 -	35.102	IN PIT	11:18.069 P	6.41	10:21.512	12:39:48.377
3 -	OUTLAP	26.951	1:09.565	62.51	13.008	12:40:57.942
4 -	36.515	23.345	59.860	72.64	3.303	12:41:57.802
5 -	35.241	22.946	58.187	74.73	1.630	12:42:55.989
6 -	35.450	23.258	58.708	74.07	2.151	12:43:54.697
7 -	34.250	22.684	56.934 (2)	76.37	0.377	12:44:51.631
8 -	34.325	22.897	57.222 (3)	75.99	0.665	12:45:48.853
9 -	34.372	23.970	58.342	74.53	1.785	12:46:47.195
10 -	34.161	22.396	56.557 (1)	76.88		12:47:43.752

P24 81 TWINS Malvern MAY			Aprilia RS660 - IMP racing			
IDEAL LAP TIME : 55.422		BEST LAP TIME : 56.607		DIFFERENCE : 1.185		
LAP	SECTOR 1	SECTOR 2	LAP TIME	MPH	DIFF	TIME OF DAY
1 -	34.992	23.342	58.334	74.54	1.727	12:28:16.591
2 -	48.977	IN PIT	12:26.425 P	5.82	11:29.818	12:40:43.016
3 -	OUTLAP	23.134	1:01.222	71.03	4.615	12:41:44.238
4 -	34.139	23.114	57.253 (3)	75.95	0.646	12:42:41.491
5 -	35.117	22.617	57.734	75.32	1.127	12:43:39.225
6 -	33.861	23.756	57.617	75.47	1.010	12:44:36.842
7 -	34.565	22.432	56.997 (2)	76.29	0.390	12:45:33.839
8 -	33.968	22.639	56.607 (1)	76.82		12:46:30.446
9 -	34.701	22.933	57.634	75.45	1.027	12:47:28.080

P25 77 Joe WHITE			Suzuki GSXR 600 MAIN - The Race Shack /Just In Graphics			
IDEAL LAP TIME : 56.648		BEST LAP TIME : 56.764		DIFFERENCE : 0.116		
LAP	SECTOR 1	SECTOR 2	LAP TIME	MPH	DIFF	TIME OF DAY
1 -	39.182	24.780	1:03.962	67.98	7.198	12:28:34.818
2 -	37.197	IN PIT	11:46.179 P	6.15	10:49.415	12:40:20.997
3 -	OUTLAP	23.972	1:02.497	69.58	5.733	12:41:23.494
4 -	35.017	23.422	58.439	74.41	1.675	12:42:21.933
5 -	34.487	22.952	57.439 (3)	75.70	0.675	12:43:19.372
6 -	34.592	23.879	58.471	74.37	1.707	12:44:17.843
7 -	34.664	23.102	57.766	75.27	1.002	12:45:15.609
8 -	34.007	22.757	56.764 (1)	76.60		12:46:12.373
9 -	34.320	22.641	56.961 (2)	76.34	0.197	12:47:09.334
10 -	35.107	23.012	58.119	74.82	1.355	12:48:07.453

BMCRC-MRO Championships 2025 - Rnd 1 @ Brands Hatch Indy

Thunderbike Sport & Supertwins & Formula 400

QUALIFYING - SECTOR ANALYSIS



SECTOR 1 = FL to I1, SECTOR 2 = I1 to FL, DIFF = Difference To Personal Best Lap, P = Crossed Finish Line in Pit Lane, D = Time Disallowed

P26		115 F400		Jake DONKERSLEY		Kawasaki ZX4RR -	
IDEAL LAP TIME : 56.982		BEST LAP TIME : 57.195		DIFFERENCE : 0.213			
LAP	SECTOR 1	SECTOR 2	LAP TIME	MPH	DIFF	TIME OF DAY	
1 -	37.514	24.402	1:01.916	70.23	4.721	12:28:37.051	
2 -	42.522	IN PIT	11:32.482	P 6.27	10:35.287	12:40:09.533	
3 -	OUTLAP	23.321	1:02.878	69.15	5.683	12:41:12.411	
4 -	34.223	23.828	58.051	(2) 74.91	0.856	12:42:10.462	
5 -	35.846	23.216	59.062	73.62	1.867	12:43:09.524	
6 -	37.298	23.734	1:01.032	71.25	3.837	12:44:10.556	
7 -	37.009	23.259	1:00.268	72.15	3.073	12:45:10.824	
8 -	35.161	22.901	58.062	(3) 74.89	0.867	12:46:08.886	
9 -	34.081	23.114	57.195	(1) 76.03		12:47:06.081	
10 -	35.430	23.910	59.340	73.28	2.145	12:48:05.421	

P27		97 TWINS		Alex MANN		- EB1 Racing	
IDEAL LAP TIME : 55.009		BEST LAP TIME : 57.247		DIFFERENCE : 2.238			
LAP	SECTOR 1	SECTOR 2	LAP TIME	MPH	DIFF	TIME OF DAY	
1 -	35.475	21.772	57.247	(1) 75.96		12:28:25.385	
2 -	33.237	IN PIT	11:20.506	P 6.39	10:23.259	12:39:45.891	

P28		6		Greg PYMM		Suzuki GSXR600 - Precision Installations, CMR, Grim Fabricatic	
IDEAL LAP TIME : 57.219		BEST LAP TIME : 57.347		DIFFERENCE : 0.128			
LAP	SECTOR 1	SECTOR 2	LAP TIME	MPH	DIFF	TIME OF DAY	
1 -	37.421	24.556	1:01.977	70.16	4.630	12:28:35.996	
2 -	42.155	IN PIT	11:16.478	P 6.42	10:19.131	12:39:52.474	
3 -	OUTLAP	26.649	1:11.587	60.74	14.240	12:41:04.061	
4 -	39.892	24.759	1:04.651	67.26	7.304	12:42:08.712	
5 -	36.511	23.619	1:00.130	72.32	2.783	12:43:08.842	
6 -	37.538	23.360	1:00.898	71.40	3.551	12:44:09.740	
7 -	36.739	23.214	59.953	72.53	2.606	12:45:09.693	
8 -	35.637	22.700	58.337	(2) 74.54	0.990	12:46:08.030	
9 -	34.519	22.828	57.347	(1) 75.82		12:47:05.377	
10 -	36.536	23.385	59.921	(3) 72.57	2.574	12:48:05.298	

P29		55		Magnus MANSON-CHUBB		Suzuki SV650 -	
IDEAL LAP TIME : 57.540		BEST LAP TIME : 57.575		DIFFERENCE : 0.035			
LAP	SECTOR 1	SECTOR 2	LAP TIME	MPH	DIFF	TIME OF DAY	
1 -	35.676	23.496	59.172	(3) 73.49	1.597	12:28:16.508	
2 -	46.995	IN PIT	16:17.071	P 4.45	15:19.496	12:44:33.579	
3 -	OUTLAP	24.435	1:05.578	66.31	8.003	12:45:39.157	
4 -	35.012	23.195	58.207	(2) 74.70	0.632	12:46:37.364	
5 -	34.345	23.230	57.575	(1) 75.52		12:47:34.939	

P30		402		Kaine FARR		- The Elms B&B Snetterton	
IDEAL LAP TIME : 58.140		BEST LAP TIME : 58.140		DIFFERENCE : 0.000			
LAP	SECTOR 1	SECTOR 2	LAP TIME	MPH	DIFF	TIME OF DAY	
1 -	41.448	26.417	1:07.865	64.07	9.725	12:28:35.691	
2 -	47.364	IN PIT	11:17.589	P 6.41	10:19.449	12:39:53.280	
3 -	OUTLAP	26.204	1:11.529	60.79	13.389	12:41:04.809	
4 -	39.741	25.021	1:04.762	67.14	6.622	12:42:09.571	
5 -	36.437	24.026	1:00.463	71.92	2.323	12:43:10.034	
6 -	37.404	23.505	1:00.909	71.39	2.769	12:44:10.943	
7 -	37.025	23.424	1:00.449	71.93	2.309	12:45:11.392	
8 -	35.881	23.366	59.247	(3) 73.39	1.107	12:46:10.639	
9 -	34.980	23.292	58.272	(2) 74.62	0.132	12:47:08.911	
10 -	34.958	23.182	58.140	(1) 74.79		12:48:07.051	

BMCRC-MRO Championships 2025 - Rnd 1 @ Brands Hatch Indy

Thunderbike Sport & Supertwins & Formula 400

QUALIFYING - SECTOR ANALYSIS



SECTOR 1 = FL to I1, SECTOR 2 = I1 to FL, DIFF = Difference To Personal Best Lap, P = Crossed Finish Line in Pit Lane, D = Time Disallowed

P31 69		Terry SMITH		Yamaha R6 - IMP Racing			
IDEAL LAP TIME : 58.155		BEST LAP TIME : 58.181		DIFFERENCE : 0.026			
LAP	SECTOR 1	SECTOR 2	LAP TIME	MPH	DIFF	TIME OF DAY	
1 -	37.543	24.839	1:02.382	69.70	4.201	12:28:35.104	
2 -	37.726	IN PIT	11:16.036 P	6.43	10:17.855	12:39:51.140	
3 -	OUTLAP	26.855	1:12.227	60.20	14.046	12:41:03.367	
4 -	39.766	24.723	1:04.489	67.43	6.308	12:42:07.856	
5 -	36.715	24.095	1:00.810	71.51	2.629	12:43:08.666	
6 -	37.223	23.400	1:00.623	71.73	2.442	12:44:09.289	
7 -	38.044	23.138	1:01.182	71.07	3.001	12:45:10.471	
8 -	36.672	23.210	59.882 (3)	72.61	1.701	12:46:10.353	
9 -	35.017	23.164	58.181 (1)	74.74		12:47:08.534	
10 -	35.108	23.207	58.315 (2)	74.57	0.134	12:48:06.849	

P32 30		David LUFF		Suzuki SV 650 - ATP & Sarah O'Neill			
IDEAL LAP TIME : 57.350		BEST LAP TIME : 58.489		DIFFERENCE : 1.139			
LAP	SECTOR 1	SECTOR 2	LAP TIME	MPH	DIFF	TIME OF DAY	
1 -	34.731	23.758	58.489 (1)	74.34		12:28:23.200	
2 -	33.592	IN PIT	14:04.771 P	5.14	13:06.282	12:42:27.971	

P33 333		Andrew HOUGHTON		Husqvarna FS450 - Techoir			
IDEAL LAP TIME : 58.832		BEST LAP TIME : 58.832		DIFFERENCE : 0.000			
LAP	SECTOR 1	SECTOR 2	LAP TIME	MPH	DIFF	TIME OF DAY	
1 -	OUTLAP	24.332	1:02.283	69.82	3.451	12:27:59.518	
2 -	49.374	IN PIT	12:15.539 P	5.91	11:16.707	12:40:15.057	
3 -	OUTLAP	24.347	1:02.158	69.96	3.326	12:41:17.215	
4 -	35.201	24.340	59.541 (3)	73.03	0.709	12:42:16.756	
5 -	34.873	23.959	58.832 (1)	73.91		12:43:15.588	
6 -	35.707	24.207	59.914	72.58	1.082	12:44:15.502	
7 -	37.020	24.672	1:01.692	70.48	2.860	12:45:17.194	
8 -	35.113	24.025	59.138 (2)	73.53	0.306	12:46:16.332	
9 -	35.166	24.500	59.666	72.88	0.834	12:47:15.998	

P34 35 TWINS		Stuart THURTLÉ		Aprilia RS660 - TeamTortoise Racing			
IDEAL LAP TIME : 59.711		BEST LAP TIME : 59.824		DIFFERENCE : 0.113			
LAP	SECTOR 1	SECTOR 2	LAP TIME	MPH	DIFF	TIME OF DAY	
1 -	38.556	24.423	1:02.979	69.04	3.155	12:28:28.277	
2 -	36.640	IN PIT	11:22.531 P	6.37	10:22.707	12:39:50.808	
3 -	OUTLAP	25.486	1:08.236	63.72	8.412	12:40:59.044	
4 -	37.681	24.113	1:01.794	70.37	1.970	12:42:00.838	
5 -	38.471	23.553	1:02.024	70.11	2.200	12:43:02.862	
6 -	37.599	23.771	1:01.370	70.85	1.546	12:44:04.232	
7 -	36.317	23.507	59.824 (1)	72.68		12:45:04.056	
8 -	37.598	23.522	1:01.120	71.14	1.296	12:46:05.176	
9 -	36.389	23.653	1:00.042 (3)	72.42	0.218	12:47:05.218	
10 -	36.204	23.672	59.876 (2)	72.62	0.052	12:48:05.094	

P35 40 F400		Archie ORMROD		Kawasaki NINJA400 - Prestige Flooring			
IDEAL LAP TIME : 1:00.678		BEST LAP TIME : 1:00.684		DIFFERENCE : 0.006			
LAP	SECTOR 1	SECTOR 2	LAP TIME	MPH	DIFF	TIME OF DAY	
1 -	38.564	24.901	1:03.465	68.51	2.781	12:28:40.590	
2 -	47.927	IN PIT	11:46.477 P	6.15	10:45.793	12:40:27.067	
3 -	OUTLAP	25.077	1:05.546	66.34	4.862	12:41:32.613	
4 -	36.454	24.904	1:01.358 (3)	70.87	0.674	12:42:33.971	
5 -	36.759	24.514	1:01.273 (2)	70.97	0.589	12:43:35.244	
6 -	36.950	24.479	1:01.429	70.79	0.745	12:44:36.673	
7 -	36.199	24.485	1:00.684 (1)	71.65		12:45:37.357	

BMCRC-MRO Championships 2025 - Rnd 1 @ Brands Hatch Indy

Thunderbike Sport & Supertwins & Formula 400

QUALIFYING - SECTOR ANALYSIS



SECTOR 1 = FL to I1, SECTOR 2 = I1 to FL, DIFF = Difference To Personal Best Lap, P = Crossed Finish Line in Pit Lane, D = Time Disallowed

P36 53		Peter HAMMOND		Suzuki SRAD -			
IDEAL LAP TIME : 1:02.953		BEST LAP TIME : 1:03.152		DIFFERENCE : 0.199			
LAP	SECTOR 1	SECTOR 2	LAP TIME	MPH	DIFF	TIME OF DAY	
1 -	39.551	25.396	1:04.947	66.95	1.795	12:28:30.550	
2 -	38.783	IN PIT	11:22.213 P	6.37	10:19.061	12:39:52.763	
3 -	OUTLAP	26.471	1:12.743	59.78	9.591	12:41:05.506	
4 -	39.553	25.963	1:05.516	66.37	2.364	12:42:11.022	
5 -	37.919	25.544	1:03.463 (2)	68.52	0.311	12:43:14.485	
6 -	38.947	25.977	1:04.924	66.97	1.772	12:44:19.409	
7 -	38.717	25.249	1:03.966 (3)	67.98	0.814	12:45:23.375	
8 -	38.118	25.034	1:03.152 (1)	68.85		12:46:26.527	

P37 15		Daniel MERCER		Yamaha R6 - Merc&Co Racing, Apex2Apex, Electrical Engineeri			
IDEAL LAP TIME : 1:03.304		BEST LAP TIME : 1:03.304		DIFFERENCE : 0.000			
LAP	SECTOR 1	SECTOR 2	LAP TIME	MPH	DIFF	TIME OF DAY	
1 -	39.601	23.703	1:03.304 (1)	68.69		12:28:35.605	

P38 251		Craig FERRIS		Suzuki SV650 K6 - IMP Racing, Kelvedon Dog Training			
IDEAL LAP TIME : 1:03.020		BEST LAP TIME : 1:03.310		DIFFERENCE : 0.290			
LAP	SECTOR 1	SECTOR 2	LAP TIME	MPH	DIFF	TIME OF DAY	
1 -	37.982	25.328	1:03.310 (1)	68.68		12:28:21.528	
2 -	38.560	IN PIT	12:36.492 P	5.74	11:33.182	12:40:58.020	
3 -	OUTLAP	25.312	1:07.652	64.27	4.342	12:42:05.672	
4 -	37.708	25.641	1:03.349 (2)	68.64	0.039	12:43:09.021	
5 -	40.522	25.787	1:06.309	65.58	2.999	12:44:15.330	
6 -	38.496	25.510	1:04.006 (3)	67.94	0.696	12:45:19.336	
7 -	38.651	25.709	1:04.360	67.56	1.050	12:46:23.696	

P39 95 F400		Greg MARSHALL		Kawasaki NINJA 400 - EBCBrakes, Redline, Cobb & Jagger			
IDEAL LAP TIME : 1:04.533		BEST LAP TIME :		DIFFERENCE :			
LAP	SECTOR 1	SECTOR 2	LAP TIME	MPH	DIFF	TIME OF DAY	
1 -	40.816	IN PIT	12:47.363 P	5.66		12:40:23.152	
2 -	OUTLAP	IN PIT	4:11.366 P	17.29		12:44:34.518	
3 -	OUTLAP	25.496	1:09.532	62.54		12:45:44.050	

BMCRC-MRO Championships 2025 - Rnd 1 @ Brands Hatch Indy

Thunderbike Sport & Supertwins & Formula 400

QUALIFYING - BEST SECTORS

POS	SECTOR 1		SECTOR 2		IDEAL / BEST COMPARISON			IDEAL	BEST	DIFF
	NO	TIME	NO	TIME	POS	NO	NAME			
								PERFECT LAP	49.631	
1	47	29.654	47	19.977	1	47	SEABRIGHT	49.631	49.631	0.000
2	711	30.900	711	20.911	2	711	HARDY	51.811	51.811	0.000
3	19	31.422	56	21.139	3	19	DANCE	52.793	52.793	0.000
4	76	31.737	5	21.294	4	56	MUIR	53.134	53.515	0.381
5	56	31.995	19	21.371	5	76	WILKINSON	53.671	53.931	0.260
6	48	32.372	151	21.523	6	151	SMITH	53.907	53.907	0.000
7	151	32.384	43	21.543	7	48	WALLIS	53.946	53.946	0.000
8	54	32.392	48	21.574	8	5	STONE	54.062	54.090	0.028
9	3	32.562	75	21.744	9	43	CARSON	54.176	54.176	0.000
10	43	32.633	97	21.772	10	54	JAMISON	54.560	55.973	1.413
11	5	32.768	8	21.916	11	3	ARBON	54.660	54.707	0.047
12	79	32.816	76	21.934	12	73	SIMS	54.866	54.866	0.000
13	26	32.909	73	21.950	13	97	MANN	55.009	57.247	2.238
14	73	32.916	88	21.959	14	79	CRONE	55.129	55.129	0.000
15	81	32.990	2	22.069	15	8	SMITH	55.135	55.135	0.000
16	2	33.214	3	22.098	16	75	MAY	55.175	55.606	0.431
17	8	33.219	65	22.130	17	2	SEATH	55.283	55.283	0.000
18	97	33.237	54	22.168	18	81	MAY	55.422	56.607	1.185
19	75	33.431	79	22.313	19	65	SOILLEUX	55.798	55.798	0.000
20	30	33.592	137	22.352	20	26	LEE	55.854	56.230	0.376
21	65	33.668	141	22.352	21	88	STANCIU	55.956	56.305	0.349
22	137	33.694	50	22.396	22	137	McPHERSON	56.046	56.279	0.233
23	123	33.789	81	22.432	23	123	GALLAGHER	56.374	56.503	0.129
24	88	33.997	123	22.585	24	141	ANDREWS	56.538	56.538	0.000
25	77	34.007	77	22.641	25	50	TUFNALL	56.557	56.557	0.000
26	115	34.081	6	22.700	26	77	WHITE	56.648	56.764	0.116
27	50	34.161	115	22.901	27	115	DONKERSLEY	56.982	57.195	0.213
28	141	34.186	26	22.945	28	6	PYMM	57.219	57.347	0.128
29	55	34.345	69	23.138	29	30	LUFF	57.350	58.489	1.139
30	6	34.519	402	23.182	30	55	MANSON-CHUBB	57.540	57.575	0.035
31	333	34.873	55	23.195	31	402	FARR	58.140	58.140	0.000
32	402	34.958	35	23.507	32	69	SMITH	58.155	58.181	0.026
33	69	35.017	15	23.703	33	333	HOUGHTON	58.832	58.832	0.000
34	40	36.199	30	23.758	34	35	THURTL	59.711	59.824	0.113
35	35	36.204	333	23.959	35	40	ORMROD	1:00.678	1:00.684	0.006
36	251	37.708	40	24.479	36	53	HAMMOND	1:02.953	1:03.152	0.199
37	53	37.919	53	25.034	37	251	FERRIS	1:03.020	1:03.310	0.290
38	95	39.037	251	25.312	38	15	MERCER	1:03.304	1:03.304	0.000
39	15	39.601	95	25.496	39	95	MARSHALL			

BMCRC-MRO Championships 2025 - Rnd 1 @ Brands Hatch Indy

Thunderbike Sport & Supertwins & Formula 400

QUALIFYING - STATISTICS

Competitors Started 39
Planned Start 2025-03-15 @ 11:05:00.000
Actual Start 2025-03-15 @ 12:26:45.046
Finish Time 2025-03-15 @ 12:47:13.450
Track Length 1.2079mi.
Total Laps 323
Total Distance Covered 390.1664mi.

Session Fastest Lap History

NO	CL	NAME	LAP TIME	TIME OF DAY	LAP	VEHICLE
54		Adam JAMISON	55.973	12:28:09.784	1	Yamaha R6
76	F400	Luca WILKINSON	55.336	12:28:12.411	1	Kawasaki ZX4RR
47	TWINS	Fenton SEABRIGHT	54.066	12:28:21.455	1	Aprilia RS 660
47	TWINS	Fenton SEABRIGHT	51.503	12:42:00.938	4	Aprilia RS 660
47	TWINS	Fenton SEABRIGHT	50.948	12:42:51.889	5	Aprilia RS 660
47	TWINS	Fenton SEABRIGHT	50.640	12:43:42.529	6	Aprilia RS 660
47	TWINS	Fenton SEABRIGHT	49.886	12:45:25.179	8	Aprilia RS 660
47	TWINS	Fenton SEABRIGHT	49.631	12:46:14.805	9	Aprilia RS 660

Flag History

TYPE	TIME OF DAY
GREEN	12:26:45.046
RED	12:28:58.783
GREEN	12:39:45.456
FINISH	12:47:13.450

Flag Statistics

TYPE	COUNT	TOTAL LAPS	TOTAL TIME
Green	2	11	10:42.432
Red	1	0	10:46.673
Safety Car	0	0	0.000
FCY	0	0	0.000

BMCRC-MRO Championships 2025 - Rnd 1 @ Brands Hatch Indy

Thunderbike Sport & Supertwins & Formula 400

QUALIFYING - STATISTICS

CLASS :

21 Starters

Fastest Lap History

NO	NAME	LAP TIME	TIME OF DAY	LAP	VEHICLE
54	Adam JAMISON	55.973	12:28:09.784	1	Yamaha R6
43	Adam CARSON	54.664	12:42:44.585	5	Honda CBR600 F3
151	Nick SMITH	53.907	12:42:46.197	5	Honda CBR600RR
56	Jack MUIR	53.515	12:46:14.121	6	Suzuki GSXR 600

BMCRC-MRO Championships 2025 - Rnd 1 @ Brands Hatch Indy

Thunderbike Sport & Supertwins & Formula 400

QUALIFYING - STATISTICS

CLASS : TWINS

9 Starters

Fastest Lap History

NO	NAME	LAP TIME	TIME OF DAY	LAP	VEHICLE
81	Malvern MAY	58.334	12:28:16.591	1	Aprilia RS660
47	Fenton SEABRIGHT	54.066	12:28:21.455	1	Aprilia RS 660
47	Fenton SEABRIGHT	51.503	12:42:00.938	4	Aprilia RS 660
47	Fenton SEABRIGHT	50.948	12:42:51.889	5	Aprilia RS 660
47	Fenton SEABRIGHT	50.640	12:43:42.529	6	Aprilia RS 660
47	Fenton SEABRIGHT	49.886	12:45:25.179	8	Aprilia RS 660
47	Fenton SEABRIGHT	49.631	12:46:14.805	9	Aprilia RS 660

BMCRC-MRO Championships 2025 - Rnd 1 @ Brands Hatch Indy

Thunderbike Sport & Supertwins & Formula 400

QUALIFYING - STATISTICS

CLASS : F400

9 Starters

Fastest Lap History

NO	NAME	LAP TIME	TIME OF DAY	LAP	VEHICLE
76	Luca WILKINSON	55.336	12:28:12.411	1	Kawasaki ZX4RR
76	Luca WILKINSON	54.183	12:42:46.094	5	Kawasaki ZX4RR
19	Craig DANCE	53.856	12:42:49.067	5	Kawasaki ZX400 RR
19	Craig DANCE	53.166	12:44:37.039	7	Kawasaki ZX400 RR
19	Craig DANCE	52.793	12:47:19.992	10	Kawasaki ZX400 RR



BMCR-MRO Championships 2025 - Rnd 1 @ Brands Hatch Indy

Thunderbike Sport & Supertwins & Formula 400

RACE 10 - GRID (9 Laps)

ROW 14				40	27	Ben BROWN									
ROW 13		39	95	Greg MARSHALL	38	251	Craig FERRIS	37	15	Daniel MERCER					
ROW 12	36	53	Peter HAMMOND	1:03.152	35	40	Archie ORMROD	1:00.684	34	35	Stuart THURTL	59.824			
ROW 11				33	333	Andrew HOUGHTON	58.832	32	30	David LUFF	58.489	31	69	Terry SMITH	58.181
ROW 10	30	402	Kaine FARR	58.140	29	55	Magnus MANSON-CHUBB	57.575	28	6	Greg PYMM	57.347			
ROW 9				27	97	Alex MANN	57.247	26	115	Jake DONKERSLEY	57.195	25	77	Joe WHITE	56.764
ROW 8	24	81	Malvern MAY	56.607	23	50	Alex TUFNALL	56.557	22	141	Jack ANDREWS	56.538			
ROW 7				21	123	Mark GALLAGHER	56.503	20	88	Florentin Valentin STANCIU	56.305	19	137	Colin McPHERSON	56.279
ROW 6	18	26	Damian LEE	56.230	17	54	Adam JAMISON	55.973	16	65	Ian SOILLEUX	55.798			
ROW 5				15	75	Stewart MAY	55.606	14	2	James SEATH	55.283	13	8	Leigh SMITH	55.135
ROW 4	12	79	Sean CRONE	55.129	11	73	Ollie SIMS	54.866	10	3	Oliver ARBON	54.707			
ROW 3				9	43	Adam CARSON	54.176	8	5	Logan STONE	54.090	7	48	Shaun WALLIS	53.946
ROW 2	6	76	Luca WILKINSON	53.931	5	151	Nick SMITH	53.907	4	56	Jack MUIR	53.515			
ROW 1				3	19	Craig DANCE	52.793	2	711	Maximus HARDY	51.811	1	47	Fenton SEABRIGHT	49.631

Pole

These results are provisional until the conclusion of any judicial and technical matters.

Brands Hatch Indy: 1.2079 miles

Clerk Of Course:

Timekeeper:

Craig Smith



Results can be found at www.tsl-timing.com

Printed - 12:52 Saturday, 15 March 2025





BMCRC-MRO Championships 2025 - Rnd 1 @ Brands Hatch Indy

Thunderbike Sport & Supertwins & Formula 400

RACE 10 - CLASSIFICATION

Race Distance: 9 Laps / 10.87 miles

POS	NO	CL	PIC	NAME	ENTRY	LAPS	TIME	GAP	DIFF	MPH	BEST	ON	GRD	↑↓
1	47	TWINS	1	Fenton SEABRIGHT	Aprilia RS 660 - Fhs racing	9	7:35.694			85.88	49.245	9	1	0
2	711	TWINS	2	Maximus HARDY	Triumph 660 - DAD	9	7:54.330	18.636	18.636	82.51	51.598	5	2	0
3	56		1	Jack MUIR	Suzuki GSXR 600 -	9	7:57.857	22.163	3.527	81.90	52.070	9	4	1
4	48		2	Shaun WALLIS	Yamaha R6 (W) - MBC Despatch Racing	9	7:58.602	22.908	0.745	81.77	52.248	8	7	3
5	54		3	Adam JAMISON	Yamaha R6 - Team AJR	9	7:59.019	23.325	0.417	81.70	51.703	4	17	12
6	5		4	Logan STONE	Yamaha R6 -	9	8:05.947	30.253	6.928	80.53	52.606	5	8	2
7	151		5	Nick SMITH	Honda CBR600RR - Hi-Precision Engineering Ltd	9	8:08.216	32.522	2.269	80.16	53.090	4	5	-2
8	43		6	Adam CARSON	Honda CBR600 F3 - Allspeed exhausts, stinkwheels	9	8:08.472	32.778	0.256	80.12	52.983	5	9	1
9	3	TWINS	3	Oliver ARBON	Suzuki SV650 - TT Plumbing & Heating	9	8:13.671	37.977	5.199	79.27	52.960	5	10	1
10	97	TWINS	4	Alex MANN	- EB1 Racing	9	8:13.754	38.060	0.083	79.26	52.805	5	27	17
11	76	F400	1	Luca WILKINSON	Kawasaki ZX4RR - Speedy Freight - NW Racing	9	8:13.781	38.087	0.027	79.26	53.591	7	6	-5
12	73	F400	2	Ollie SIMS	Kawasaki NINJA 400 - Motorbodies Weston Ltd	9	8:14.233	38.539	0.452	79.18	53.734	4	11	-1
13	2	TWINS	5	James SEATH	Aprilia RS660 - Ovenden Earthmoving	9	8:20.436	44.742	6.203	78.20	53.662	8	14	1
14	27	TWINS	6	Ben BROWN	Yamaha R7 - Hunts Motorcycles	9	8:23.587	47.893	3.151	77.71	53.630	8	40	26
15	8		7	Leigh SMITH	Yamaha R6 - Smiths Mechanical Support Ltd, Lamonde Autr	9	8:23.854	48.160	0.267	77.67	54.116	8	13	-2
16	81	TWINS	7	Malvern MAY	Aprilia RS660 - IMP racing	9	8:24.801	49.107	0.947	77.53	53.974	4	24	8
17	50	TWINS	8	Alex TUFNALL	Suzuki SV650 -	9	8:29.681	53.987	4.880	76.78	54.947	6	23	6
18	75		8	Stewart MAY	Kawasaki ZX6R - Joe's taxidermy you snuff em we stuff em	9	8:29.715	54.021	0.034	76.78	55.373	8	15	-3
19	137		9	Colin McPHERSON	Yamaha R6 -	9	8:31.560	55.866	1.845	76.50	55.397	6	19	0
20	115	F400	3	Jake DONKERSLEY	Kawasaki ZX4RR -	8	7:36.006	1 Lap	1 Lap	76.29	55.320	3	26	6
21	26	F400	4	Damian LEE	Yamaha TZR250 - Leed Autos	8	7:36.442	1 Lap	0.436	76.21	55.386	7	18	-3
22	79	F400	5	Sean CRONE	- BD RACING	8	7:36.669	1 Lap	0.227	76.17	55.243	6	12	-10
23	95	F400	6	Greg MARSHALL	Kawasaki NINJA 400 - EBCBrakes, Redline, Cobb & Jagger	8	7:42.154	1 Lap	5.485	75.27	55.288	8	39	16
24	88		10	Florentin Valentin STANCIU	Honda 600F -	8	7:46.895	1 Lap	4.741	74.51	55.892	8	20	-4
25	6		11	Greg PYMM	Suzuki GSXR600 - Precision Installations, CMR, Grim Fabric	8	7:49.120	1 Lap	2.225	74.15	56.445	8	28	3
26	402		12	Kaine FARR	- The Elms B&B Snetterton	8	7:49.578	1 Lap	0.458	74.08	55.598	8	30	4
27	69		13	Terry SMITH	Yamaha R6 - IMP Racing	8	7:50.083	1 Lap	0.505	74.00	56.248	8	31	4
28	77		14	Joe WHITE	Suzuki GSXR 600 MAIN - The Race Shack /Just In Graphics	8	7:50.807	1 Lap	0.724	73.89	56.231	8	25	-3
29	30		15	David LUFF	Suzuki SV 650 - ATP & Sarah O'Neill	8	7:51.463	1 Lap	0.656	73.78	56.767	4	32	3
30	55		16	Magnus MANSON-CHUBB	Suzuki SV650 -	8	7:51.542	1 Lap	0.079	73.77	56.459	8	29	-1
31	123*	F400	7	Mark GALLAGHER	Honda RVF 400 -	8	7:53.891	1 Lap	2.349	73.41	56.182	7	21	-10
32	333		17	Andrew HOUGHTON	Husqvarna FS450 - Techoir	8	8:02.512	1 Lap	8.621	72.09	58.448	4	33	1
33	35	TWINS	9	Stuart THURTLLE	Aprilia RS660 - TeamTortoise Racing	8	8:04.939	1 Lap	2.427	71.73	58.641	7	34	1
34	40	F400	8	Archie ORMROD	Kawasaki NINJA400 - Prestige Flooring	8	8:15.618	1 Lap	10.679	70.19	59.329	4	35	1
35	53		18	Peter HAMMOND	Suzuki SRAD -	8	8:26.524	1 Lap	10.906	68.68	1:00.974	8	36	1
36	251		19	Craig FERRIS	Suzuki SV650 K6 - IMP Racing, Kelvedon Dog Training	8	8:29.326	1 Lap	2.802	68.30	1:01.697	2	38	2

NOT CLASSIFIED

DNF	65			Ian SOILLEUX	Honda CBR600 - BDRacing	5	4:52.283	4 Laps	3 Laps	74.39	55.436	3	16	
DNF	19	F400		Craig DANCE	Kawasaki ZX400 RR - 2 brothers scaffolding	4	3:43.725	5 Laps	1 Lap	77.74	52.491	4	3	

FASTEST LAP

47	TWINS	Fenton SEABRIGHT	Aprilia RS 660 - Fhs racing	9	49.245	88.30 mph	142.11 kph
54		Adam JAMISON	Yamaha R6 - Team AJR	4	51.703	84.10 mph	135.35 kph
19	F400	Craig DANCE	Kawasaki ZX400 RR - 2 brothers scaffolding	4	52.491	82.84 mph	133.32 kph

* No. 123 - 10 second penalty - jump start

Class TWINS - 92.5% of Race Speed = 79.43 mph
Class - 92.5% of Race Speed = 75.75 mph
Class F400 - 92.5% of Race Speed = 73.31 mph

Weather / Track : Cloudy / Dry

Date: 15/03/2025 Start: 15:50 Finish: 15:58
Brands Hatch Indy: 1.2079 miles

Clerk Of Course:

Timekeeper:

Craig Smith



BMCRC-MRO Championships 2025 - Rnd 1 @ Brands Hatch Indy

Thunderbike Sport & Supertwins & Formula 400

RACE 10 - LAP CHART

LAP 1 @ 15:51:40.551

NO	BEHIND	LAP TIME
47		55.183
711	1.666	56.849
56	3.418	58.601
48	3.994	59.177
151	4.185	59.368
54	4.800	59.983
5	4.883	1:00.066
76	5.013	1:00.196
43	5.533	1:00.716
73	6.124	1:01.307
3	7.009	1:02.192
8	7.795	1:02.978
75	8.403	1:03.586
97	8.468	1:03.651
2	8.551	1:03.734
137	9.013	1:04.196
19	9.272	1:04.455
50	10.257	1:05.440
26	10.391	1:05.574
79	10.417	1:05.600
81	10.819	1:06.002
115	10.957	1:06.140
123	11.046	1:06.229
27	11.110	1:06.293
65	11.129	1:06.312
77	11.257	1:06.440
88	11.686	1:06.869
95	11.717	1:06.900
55	12.662	1:07.845
402	13.123	1:08.306
30	13.545	1:08.728
6	13.637	1:08.820
333	14.616	1:09.799
35	14.748	1:09.931
69	14.979	1:10.162
40	15.854	1:11.037
53	16.784	1:11.967
251	17.446	1:12.629

LAP 2 @ 15:52:30.540

NO	BEHIND	LAP TIME
47		49.989
711	3.719	52.042
56	6.495	53.066
48	6.716	52.711
151	8.384	54.188
54	8.652	53.841
5	8.882	53.988
43	9.737	54.193
76	9.799	54.775
73	10.448	54.313
3	11.544	54.524
8	12.741	54.935
97	12.896	54.417
19	13.201	53.918
2	14.226	55.664
75	14.890	56.476
137	15.594	56.570
81	16.199	55.369
50	16.315	56.047
26	16.469	56.067
27	16.887	55.766
79	16.993	56.565

65	17.583	56.443
115	17.679	56.711
123	19.017	57.960
95	19.561	57.833
77	21.111	59.843
55	21.602	58.929
6	22.125	58.477
30	22.170	58.614
88	22.347	1:00.650
402	23.255	1:00.121
69	23.271	58.281
333	23.711	59.084
35	24.234	59.475
40	26.018	1:00.153
53	28.636	1:01.841
251	29.154	1:01.697

LAP 3 @ 15:53:20.201

NO	BEHIND	LAP TIME
47		49.661
711	5.874	51.816
56	9.475	52.641
48	9.802	52.747
54	11.265	52.274
151	11.838	53.115
5	11.900	52.679
43	13.812	53.736
76	14.644	54.506
73	14.780	53.993
3	16.234	54.351
19	16.401	52.861
97	16.512	53.277
8	18.655	55.575
2	19.507	54.942
75	20.810	55.581
81	21.298	54.760
137	21.677	55.744
50	22.050	55.396
27	22.320	55.094
26	22.634	55.826
115	23.338	55.320
65	23.358	55.436
79	23.403	56.071
123	25.803	56.447
95	26.434	56.534
77	28.967	57.517
55	29.288	57.347
30	29.396	56.887
88	29.465	56.779
6	29.892	57.428
69	30.207	56.597
402	30.908	57.314
333	32.854	58.804
35	33.897	59.324
40	35.952	59.595
53	41.135	1:02.160
251	41.616	1:02.123

LAP 4 @ 15:54:09.849

NO	BEHIND	LAP TIME
47		49.648
711	7.901	51.675
56	11.957	52.130
48	12.424	52.270
54	13.320	51.703

5	15.102	52.850
151	15.280	53.090
43	17.484	53.320
76	18.747	53.751
73	18.866	53.734
19	19.244	52.491
97	20.650	53.786
3	20.703	54.117
8	24.238	55.231
2	24.452	54.593
81	25.624	53.974
75	26.542	55.380
137	27.834	55.805
27	27.866	55.194
50	28.124	55.722
115	29.031	55.341
26	29.096	56.110
65	29.274	55.564
79	29.381	55.626
95	33.165	56.379
123	33.232	57.077
77	36.329	57.010
30	36.515	56.767
88	36.769	56.952
55	36.915	57.275
6	37.131	56.887
69	37.578	57.019
402	38.590	57.330
333	41.654	58.448
35	43.589	59.340
40	45.633	59.329

LAP 5 @ 15:54:59.823

NO	BEHIND	LAP TIME
47		49.974
251	1 Lap	1:02.226
53	1 Lap	1:03.033
711	9.525	51.598
56	14.422	52.439
48	14.875	52.425
54	15.172	51.826
5	17.734	52.606
151	18.536	53.230
43	20.493	52.983
73	22.820	53.928
97	23.481	52.805
76	23.574	54.801
3	23.689	52.960
8	29.728	55.464
2	29.889	55.411
81	30.484	54.834
27	32.687	54.795
75	32.835	56.267
50	33.126	54.976
137	34.187	56.327
115	34.639	55.582
26	35.233	56.111
79	35.450	56.043
65	37.828	58.528
95	39.207	56.016
123	40.393	57.135
88	44.076	57.281
30	44.401	57.860
77	44.654	58.299
6	44.744	57.587
69	45.787	58.183

LAP 6 @ 15:55:50.208

NO	BEHIND	LAP TIME
47		50.385
333	1 Lap	58.946
35	1 Lap	59.867
40	1 Lap	1:01.428
711	11.937	52.797
251	1 Lap	1:02.071
56	16.397	52.360
53	1 Lap	1:02.326
48	16.864	52.374
54	17.021	52.234
5	20.344	52.995
151	21.575	53.424
43	23.295	53.187
73	26.694	54.259
76	26.888	53.699
97	26.950	53.854
3	27.222	53.918
2	33.650	54.146
8	34.527	55.184
81	34.629	54.530
27	36.260	53.958
50	37.688	54.947
75	38.003	55.553
137	39.199	55.397
115	39.896	55.642
79	40.308	55.243
26	40.394	55.546
95	45.861	57.039
123	46.536	56.528
88	49.712	56.021
6	50.982	56.623

LAP 7 @ 15:56:41.260

NO	BEHIND	LAP TIME
47		51.052
30	1 Lap	57.588
69	1 Lap	56.416
402	1 Lap	56.569
77	1 Lap	57.990
55	1 Lap	57.459
333	1 Lap	59.212
35	1 Lap	59.581
711	13.492	52.607
56	17.778	52.433
40	1 Lap	1:02.160
48	18.133	52.321
54	18.605	52.636
5	23.197	53.905
151	25.561	55.038
43	25.940	53.697
251	1 Lap	1:02.306
53	1 Lap	1:02.431
76	29.427	53.591
73	29.551	53.909
97	29.696	53.798
3	29.896	53.726
2	36.723	54.125
81	38.060	54.483
8	38.518	55.043
27	39.244	54.036

50	41.920	55.284
75	42.522	55.571
137	43.835	55.688
115	44.470	55.626
26	44.728	55.386
79	45.037	55.781

LAP 8 @ 15:57:31.817

NO	BEHIND	LAP TIME
47		50.557
95	1 Lap	56.165
123	1 Lap	56.182
88	1 Lap	56.451
6	1 Lap	56.853
69	1 Lap	57.177
30	1 Lap	57.467
402	1 Lap	56.978
77	1 Lap	57.477
55	1 Lap	57.212
711	15.554	52.619
333	1 Lap	58.813
56	19.338	52.117
35	1 Lap	58.641
48	19.824	52.248
54	20.247	52.199
5	26.245	53.605
151	28.390	53.386
43	28.554	53.171
40	1 Lap	1:01.527
76	33.189	54.319
3	33.253	53.914
73	33.416	54.422
97	33.448	54.309
53	1 Lap	1:01.792
251	1 Lap	1:02.591
2	39.828	53.662
8	42.077	54.116
81	42.166	54.663
27	42.317	53.630
50	47.314	55.951
75	47.338	55.373
137	49.112	55.834

LAP 9 @ 15:58:21.062

NO	BEHIND	LAP TIME
47		49.245
115	1 Lap	55.644
26	1 Lap	55.822
79	1 Lap	55.740
95	1 Lap	55.288
123	1 Lap	56.333
88	1 Lap	55.892
6	1 Lap	56.445
402	1 Lap	55.598
69	1 Lap	56.248
77	1 Lap	56.231
30	1 Lap	57.552
55	1 Lap	56.459
711	18.636	52.327
56	22.163	52.070
48	22.908	52.329
54	23.325	52.323
333	1 Lap	59.406
35	1 Lap	58.780
5	30.253	53.253

BMCRC-MRO Championships 2025 - Rnd 1 @ Brands Hatch Indy

Thunderbike Sport & Supertwins & Formula 400

RACE 10 - LAP CHART

151	32.522	53.377
43	32.778	53.469
3	37.977	53.969
97	38.060	53.857
76	38.087	54.143
73	38.539	54.368
40	1 Lap	1:00.389
2	44.742	54.159
27	47.893	54.821
8	48.160	55.328
81	49.107	56.186
53	1 Lap	1:00.974
251	1 Lap	1:03.683
50	53.987	55.918
75	54.021	55.928
137	55.866	55.999

BMCRC-MRO Championships 2025 - Rnd 1 @ Brands Hatch Indy

Thunderbike Sport & Supertwins & Formula 400

RACE 10 - POSITION CHART

No	Name	Lap Pos	Lap											
			1	2	3	4	5	6	7	8	9	10		
47	SEABRIGHT	1	47	47	47	47	47	47	47	47	47	47	47	47
711	HARDY	2	711	711	711	711	711	711	711	711	711	711	711	711
19	DANCE	3	56	56	56	56	56	56	56	56	56	56	56	56
56	MUIR	4	48	48	48	48	48	48	48	48	48	48	48	48
151	SMITH	5	151	151	54	54	54	54	54	54	54	54	54	54
76	WILKINSON	6	54	54	151	5	5	5	5	5	5	5	5	5
48	WALLIS	7	5	5	5	151	151	151	151	151	151	151	151	151
5	STONE	8	76	43	43	43	43	43	43	43	43	43	43	43
43	CARSON	9	43	76	76	76	73	73	76	76	3			
3	ARBON	10	73	73	73	73	97	76	73	3	97			
73	SIMS	11	3	3	3	19	76	97	97	73	76			
79	CRONE	12	8	8	19	97	3	3	3	97	73			
8	SMITH	13	75	97	97	3	8	2	2	2	2			
2	SEATH	14	97	19	8	8	2	8	81	8	27			
75	MAY	15	2	2	2	2	81	81	8	81	8			
65	SOILLEUX	16	137	75	75	81	27	27	27	27	81			
54	JAMISON	17	19	137	81	75	75	50	50	50	50			
26	LEE	18	50	81	137	137	50	75	75	75	75			
137	McPHERSON	19	26	50	50	27	137	137	137	137	137			
88	STANCIU	20	79	26	27	50	115	115	115	115	115			
123	GALLAGHER	21	81	27	26	115	26	79	26	26	26			
50	TUFNALL	22	115	79	115	26	79	26	79	79	79			
81	MAY	23	123	65	65	65	65	95	95	95	95			
77	WHITE	24	27	115	79	79	95	123	123	123	123			
115	DONKERSLEY	25	65	123	123	95	123	88	88	88	88			
97	MANN	26	77	95	95	123	88	6	6	6	6			
6	PYMM	27	88	77	77	77	30	30	69	402	402			
55	MANSON-CHUBB	28	95	55	55	30	77	69	30	69	69			
402	FARR	29	55	6	30	88	6	402	402	77	77			
69	SMITH	30	402	30	88	55	69	77	77	30	30			
30	LUFF	31	30	88	6	6	55	55	55	55	55			
333	HOUGHTON	32	6	402	69	69	402	333	333	333	333			
35	THURTLLE	33	333	69	402	402	333	35	35	35	35			
40	ORMROD	34	35	333	333	333	35	40	40	40	40			
53	HAMMOND	35	69	35	35	35	40	251	53	53	53			
251	FERRIS	36	40	40	40	40	251	53	251	251	251			
95	MARSHALL	37	53	53	53	251	53							
27	BROWN	38	251	251	251	53								

BMCRC-MRO Championships 2025 - Rnd 1 @ Brands Hatch Indy

Thunderbike Sport & Supertwins & Formula 400

RACE 10 - SECTOR ANALYSIS



SECTOR 1 = FL to I1, SECTOR 2 = I1 to FL, DIFF = Difference To Personal Best Lap, P = Crossed Finish Line in Pit Lane, D = Time Disallowed

P1 47 TWINS Fenton SEABRIGHT			Aprilia RS 660 - Fhs racing			
IDEAL LAP TIME : 49.245		BEST LAP TIME : 49.245		DIFFERENCE : 0.000		
LAP	SECTOR 1	SECTOR 2	LAP TIME	MPH	DIFF	TIME OF DAY
1 -		20.386	55.183	78.80	5.938	15:51:40.551
2 -	29.776	20.213	49.989	86.99	0.744	15:52:30.540
3 -	29.535	20.126	49.661 (3)	87.56	0.416	15:53:20.201
4 -	29.559	20.089	49.648 (2)	87.58	0.403	15:54:09.849
5 -	29.365	20.609	49.974	87.01	0.729	15:54:59.823
6 -	30.210	20.175	50.385	86.30	1.140	15:55:50.208
7 -	29.430	21.622	51.052	85.17	1.807	15:56:41.260
8 -	29.670	20.887	50.557	86.01	1.312	15:57:31.817
9 -	29.204	20.041	49.245 (1)	88.30		15:58:21.062

P2 711 TWINS Maximus HARDY			Triumph 660 - DAD			
IDEAL LAP TIME : 51.576		BEST LAP TIME : 51.598		DIFFERENCE : 0.022		
LAP	SECTOR 1	SECTOR 2	LAP TIME	MPH	DIFF	TIME OF DAY
1 -		21.040	56.849	76.49	5.251	15:51:42.217
2 -	30.988	21.054	52.042	83.55	0.444	15:52:34.259
3 -	30.923	20.893	51.816 (3)	83.92	0.218	15:53:26.075
4 -	30.754	20.921	51.675 (2)	84.15	0.077	15:54:17.750
5 -	30.683	20.915	51.598 (1)	84.27		15:55:09.348
6 -	31.752	21.045	52.797	82.36	1.199	15:56:02.145
7 -	31.508	21.099	52.607	82.66	1.009	15:56:54.752
8 -	30.925	21.694	52.619	82.64	1.021	15:57:47.371
9 -	31.135	21.192	52.327	83.10	0.729	15:58:39.698

P3 56 Jack MUIR			Suzuki GSXR 600 -			
IDEAL LAP TIME : 51.793		BEST LAP TIME : 52.070		DIFFERENCE : 0.277		
LAP	SECTOR 1	SECTOR 2	LAP TIME	MPH	DIFF	TIME OF DAY
1 -		21.172	58.601	74.20	6.531	15:51:43.969
2 -	31.940	21.126	53.066	81.94	0.996	15:52:37.035
3 -	31.694	20.947	52.641	82.60	0.571	15:53:29.676
4 -	31.249	20.881	52.130 (3)	83.41	0.060	15:54:21.806
5 -	31.567	20.872	52.439	82.92	0.369	15:55:14.245
6 -	31.226	21.134	52.360	83.05	0.290	15:56:06.605
7 -	31.480	20.953	52.433	82.93	0.363	15:56:59.038
8 -	31.086	21.031	52.117 (2)	83.43	0.047	15:57:51.155
9 -	31.363	20.707	52.070 (1)	83.51		15:58:43.225

P4 48 Shaun WALLIS			Yamaha R6 (W) - MBC Despatch Racing			
IDEAL LAP TIME : 51.883		BEST LAP TIME : 52.248		DIFFERENCE : 0.365		
LAP	SECTOR 1	SECTOR 2	LAP TIME	MPH	DIFF	TIME OF DAY
1 -		21.372	59.177	73.48	6.929	15:51:44.545
2 -	31.584	21.127	52.711	82.49	0.463	15:52:37.256
3 -	31.642	21.105	52.747	82.44	0.499	15:53:30.003
4 -	31.193	21.077	52.270 (2)	83.19	0.022	15:54:22.273
5 -	31.286	21.139	52.425	82.94	0.177	15:55:14.698
6 -	31.301	21.073	52.374	83.02	0.126	15:56:07.072
7 -	31.210	21.111	52.321 (3)	83.11	0.073	15:56:59.393
8 -	31.131	21.117	52.248 (1)	83.23		15:57:51.641
9 -	31.577	20.752	52.329	83.10	0.081	15:58:43.970

BMCRC-MRO Championships 2025 - Rnd 1 @ Brands Hatch Indy

Thunderbike Sport & Supertwins & Formula 400

RACE 10 - SECTOR ANALYSIS



SECTOR 1 = FL to I1, SECTOR 2 = I1 to FL, DIFF = Difference To Personal Best Lap, P = Crossed Finish Line in Pit Lane, D = Time Disallowed

P5 54 Adam JAMISON		Yamaha R6 - Team AJR				
IDEAL LAP TIME : 51.703		BEST LAP TIME : 51.703		DIFFERENCE : 0.000		
LAP	SECTOR 1	SECTOR 2	LAP TIME	MPH	DIFF	TIME OF DAY
1 -		21.631	59.983	72.49	8.280	15:51:45.351
2 -	32.386	21.455	53.841	80.76	2.138	15:52:39.192
3 -	31.324	20.950	52.274	83.18	0.571	15:53:31.466
4 -	30.898	20.805	51.703 (1)	84.10		15:54:23.169
5 -	30.939	20.887	51.826 (2)	83.90	0.123	15:55:14.995
6 -	31.263	20.971	52.234	83.25	0.531	15:56:07.229
7 -	31.529	21.107	52.636	82.61	0.933	15:56:59.865
8 -	31.229	20.970	52.199 (3)	83.30	0.496	15:57:52.064
9 -	31.165	21.158	52.323	83.11	0.620	15:58:44.387

P6 5 Logan STONE		Yamaha R6 -				
IDEAL LAP TIME : 52.568		BEST LAP TIME : 52.606		DIFFERENCE : 0.038		
LAP	SECTOR 1	SECTOR 2	LAP TIME	MPH	DIFF	TIME OF DAY
1 -		21.417	1:00.066	72.39	7.460	15:51:45.434
2 -	32.408	21.580	53.988	80.54	1.382	15:52:39.422
3 -	31.565	21.114	52.679 (2)	82.54	0.073	15:53:32.101
4 -	31.711	21.139	52.850 (3)	82.28	0.244	15:54:24.951
5 -	31.540	21.066	52.606 (1)	82.66		15:55:17.557
6 -	31.967	21.028	52.995	82.05	0.389	15:56:10.552
7 -	31.949	21.956	53.905	80.67	1.299	15:57:04.457
8 -	32.117	21.488	53.605	81.12	0.999	15:57:58.062
9 -	32.009	21.244	53.253	81.65	0.647	15:58:51.315

P7 151 Nick SMITH		Honda CBR600RR - Hi-Precision Engineering Ltd				
IDEAL LAP TIME : 52.824		BEST LAP TIME : 53.090		DIFFERENCE : 0.266		
LAP	SECTOR 1	SECTOR 2	LAP TIME	MPH	DIFF	TIME OF DAY
1 -		21.355	59.368	73.24	6.278	15:51:44.736
2 -	32.773	21.415	54.188	80.25	1.098	15:52:38.924
3 -	31.963	21.152	53.115 (2)	81.87	0.025	15:53:32.039
4 -	31.672	21.418	53.090 (1)	81.91		15:54:25.129
5 -	32.046	21.184	53.230 (3)	81.69	0.140	15:55:18.359
6 -	31.847	21.577	53.424	81.39	0.334	15:56:11.783
7 -	32.143	22.895	55.038	79.01	1.948	15:57:06.821
8 -	31.966	21.420	53.386	81.45	0.296	15:58:00.207
9 -	32.109	21.268	53.377	81.46	0.287	15:58:53.584

P8 43 Adam CARSON		Honda CBR600 F3 - Allspeed exhausts, stinkwheels				
IDEAL LAP TIME : 52.917		BEST LAP TIME : 52.983		DIFFERENCE : 0.066		
LAP	SECTOR 1	SECTOR 2	LAP TIME	MPH	DIFF	TIME OF DAY
1 -		21.799	1:00.716	71.62	7.733	15:51:46.084
2 -	32.569	21.624	54.193	80.24	1.210	15:52:40.277
3 -	32.341	21.395	53.736	80.92	0.753	15:53:34.013
4 -	31.861	21.459	53.320	81.55	0.337	15:54:27.333
5 -	31.640	21.343	52.983 (1)	82.07		15:55:20.316
6 -	31.789	21.398	53.187 (3)	81.76	0.204	15:56:13.503
7 -	31.871	21.826	53.697	80.98	0.714	15:57:07.200
8 -	31.809	21.362	53.171 (2)	81.78	0.188	15:58:00.371
9 -	32.192	21.277	53.469	81.32	0.486	15:58:53.840

BMCRC-MRO Championships 2025 - Rnd 1 @ Brands Hatch Indy

Thunderbike Sport & Supertwins & Formula 400

RACE 10 - SECTOR ANALYSIS



SECTOR 1 = FL to I1, SECTOR 2 = I1 to FL, DIFF = Difference To Personal Best Lap, P = Crossed Finish Line in Pit Lane, D = Time Disallowed

P9 3 TWINS Oliver ARBON			Suzuki SV650 - TT Plumbing & Heating			
IDEAL LAP TIME : 52.960		BEST LAP TIME : 52.960		DIFFERENCE : 0.000		
LAP	SECTOR 1	SECTOR 2	LAP TIME	MPH	DIFF	TIME OF DAY
1 -		22.123	1:02.192	69.92	9.232	15:51:47.560
2 -	32.479	22.045	54.524	79.75	1.564	15:52:42.084
3 -	32.425	21.926	54.351	80.00	1.391	15:53:36.435
4 -	32.308	21.809	54.117	80.35	1.157	15:54:30.552
5 -	31.610	21.350	52.960 (1)	82.11		15:55:23.512
6 -	32.442	21.476	53.918	80.65	0.958	15:56:17.430
7 -	32.140	21.586	53.726 (2)	80.94	0.766	15:57:11.156
8 -	32.192	21.722	53.914 (3)	80.65	0.954	15:58:05.070
9 -	32.145	21.824	53.969	80.57	1.009	15:58:59.039

P10 97 TWINS Alex MANN			- EB1 Racing			
IDEAL LAP TIME : 52.648		BEST LAP TIME : 52.805		DIFFERENCE : 0.157		
LAP	SECTOR 1	SECTOR 2	LAP TIME	MPH	DIFF	TIME OF DAY
1 -		22.212	1:03.651	68.31	10.846	15:51:49.019
2 -	32.593	21.824	54.417	79.91	1.612	15:52:43.436
3 -	32.070	21.207	53.277 (2)	81.62	0.472	15:53:36.713
4 -	32.198	21.588	53.786 (3)	80.85	0.981	15:54:30.499
5 -	31.441	21.364	52.805 (1)	82.35		15:55:23.304
6 -	32.440	21.414	53.854	80.74	1.049	15:56:17.158
7 -	32.530	21.268	53.798	80.83	0.993	15:57:10.956
8 -	32.768	21.541	54.309	80.07	1.504	15:58:05.265
9 -	32.133	21.724	53.857	80.74	1.052	15:58:59.122

P11 76 F400 Luca WILKINSON			Kawasaki ZX4RR - Speedy Freight - NW Racing			
IDEAL LAP TIME : 53.539		BEST LAP TIME : 53.591		DIFFERENCE : 0.052		
LAP	SECTOR 1	SECTOR 2	LAP TIME	MPH	DIFF	TIME OF DAY
1 -		21.981	1:00.196	72.24	6.605	15:51:45.564
2 -	32.641	22.134	54.775	79.39	1.184	15:52:40.339
3 -	32.448	22.058	54.506	79.78	0.915	15:53:34.845
4 -	31.882	21.869	53.751 (3)	80.90	0.160	15:54:28.596
5 -	32.923	21.878	54.801	79.35	1.210	15:55:23.397
6 -	31.993	21.706	53.699 (2)	80.98	0.108	15:56:17.096
7 -	31.833	21.758	53.591 (1)	81.14		15:57:10.687
8 -	32.392	21.927	54.319	80.05	0.728	15:58:05.006
9 -	32.045	22.098	54.143	80.31	0.552	15:58:59.149

P12 73 F400 Ollie SIMS			Kawasaki NINJA 400 - Motorbodies Weston Ltd			
IDEAL LAP TIME : 53.553		BEST LAP TIME : 53.734		DIFFERENCE : 0.181		
LAP	SECTOR 1	SECTOR 2	LAP TIME	MPH	DIFF	TIME OF DAY
1 -		21.963	1:01.307	70.93	7.573	15:51:46.675
2 -	32.511	21.802	54.313	80.06	0.579	15:52:40.988
3 -	32.328	21.665	53.993	80.54	0.259	15:53:34.981
4 -	31.954	21.780	53.734 (1)	80.92		15:54:28.715
5 -	32.208	21.720	53.928 (3)	80.63	0.194	15:55:22.643
6 -	32.570	21.689	54.259	80.14	0.525	15:56:16.902
7 -	32.310	21.599	53.909 (2)	80.66	0.175	15:57:10.811
8 -	32.769	21.653	54.422	79.90	0.688	15:58:05.233
9 -	32.311	22.057	54.368	79.98	0.634	15:58:59.601

BMCRC-MRO Championships 2025 - Rnd 1 @ Brands Hatch Indy

Thunderbike Sport & Supertwins & Formula 400

RACE 10 - SECTOR ANALYSIS



SECTOR 1 = FL to I1, SECTOR 2 = I1 to FL, DIFF = Difference To Personal Best Lap, P = Crossed Finish Line in Pit Lane, D = Time Disallowed

P13 2 TWINS James SEATH			Aprilia RS660 - Ovenden Earthmoving			
IDEAL LAP TIME : 53.662		BEST LAP TIME : 53.662	DIFFERENCE : 0.000			
LAP	SECTOR 1	SECTOR 2	LAP TIME	MPH	DIFF	TIME OF DAY
1 -		22.531	1:03.734	68.22	10.072	15:51:49.102
2 -	33.702	21.962	55.664	78.12	2.002	15:52:44.766
3 -	33.206	21.736	54.942	79.14	1.280	15:53:39.708
4 -	32.945	21.648	54.593	79.65	0.931	15:54:34.301
5 -	33.498	21.913	55.411	78.47	1.749	15:55:29.712
6 -	32.478	21.668	54.146 (3)	80.31	0.484	15:56:23.858
7 -	32.572	21.553	54.125 (2)	80.34	0.463	15:57:17.983
8 -	32.363	21.299	53.662 (1)	81.03		15:58:11.645
9 -	32.719	21.440	54.159	80.29	0.497	15:59:05.804

P14 27 TWINS Ben BROWN			Yamaha R7 - Hunts Motorcycles			
IDEAL LAP TIME : 53.516		BEST LAP TIME : 53.630	DIFFERENCE : 0.114			
LAP	SECTOR 1	SECTOR 2	LAP TIME	MPH	DIFF	TIME OF DAY
1 -		23.154	1:06.293	65.59	12.663	15:51:51.661
2 -	33.639	22.127	55.766	77.97	2.136	15:52:47.427
3 -	33.182	21.912	55.094	78.93	1.464	15:53:42.521
4 -	33.041	22.153	55.194	78.78	1.564	15:54:37.715
5 -	32.991	21.804	54.795	79.36	1.165	15:55:32.510
6 -	32.391	21.567	53.958 (2)	80.59	0.328	15:56:26.468
7 -	32.633	21.403	54.036 (3)	80.47	0.406	15:57:20.504
8 -	32.113	21.517	53.630 (1)	81.08		15:58:14.134
9 -	33.214	21.607	54.821	79.32	1.191	15:59:08.955

P15 8 Leigh SMITH			Yamaha R6 - Smiths Mechanical Support Ltd, Lamonde Automa			
IDEAL LAP TIME : 54.116		BEST LAP TIME : 54.116	DIFFERENCE : 0.000			
LAP	SECTOR 1	SECTOR 2	LAP TIME	MPH	DIFF	TIME OF DAY
1 -		22.208	1:02.978	69.04	8.862	15:51:48.346
2 -	33.070	21.865	54.935 (2)	79.15	0.819	15:52:43.281
3 -	33.686	21.889	55.575	78.24	1.459	15:53:38.856
4 -	33.397	21.834	55.231	78.73	1.115	15:54:34.087
5 -	33.610	21.854	55.464	78.40	1.348	15:55:29.551
6 -	33.460	21.724	55.184	78.80	1.068	15:56:24.735
7 -	33.127	21.916	55.043 (3)	79.00	0.927	15:57:19.778
8 -	32.802	21.314	54.116 (1)	80.35		15:58:13.894
9 -	33.357	21.971	55.328	78.59	1.212	15:59:09.222

P16 81 TWINS Malvern MAY			Aprilia RS660 - IMP racing			
IDEAL LAP TIME : 53.974		BEST LAP TIME : 53.974	DIFFERENCE : 0.000			
LAP	SECTOR 1	SECTOR 2	LAP TIME	MPH	DIFF	TIME OF DAY
1 -		23.545	1:06.002	65.88	12.028	15:51:51.370
2 -	32.917	22.452	55.369	78.53	1.395	15:52:46.739
3 -	32.664	22.096	54.760	79.41	0.786	15:53:41.499
4 -	32.183	21.791	53.974 (1)	80.56		15:54:35.473
5 -	32.553	22.281	54.834	79.30	0.860	15:55:30.307
6 -	32.495	22.035	54.530 (3)	79.74	0.556	15:56:24.837
7 -	32.510	21.973	54.483 (2)	79.81	0.509	15:57:19.320
8 -	32.654	22.009	54.663	79.55	0.689	15:58:13.983
9 -	33.603	22.583	56.186	77.39	2.212	15:59:10.169

BMCRC-MRO Championships 2025 - Rnd 1 @ Brands Hatch Indy

Thunderbike Sport & Supertwins & Formula 400

RACE 10 - SECTOR ANALYSIS



SECTOR 1 = FL to I1, SECTOR 2 = I1 to FL, DIFF = Difference To Personal Best Lap, P = Crossed Finish Line in Pit Lane, D = Time Disallowed

P17 50 TWINS Alex TUFNALL			Suzuki SV650 -			
IDEAL LAP TIME : 54.799		BEST LAP TIME : 54.947		DIFFERENCE : 0.148		
LAP	SECTOR 1	SECTOR 2	LAP TIME	MPH	DIFF	TIME OF DAY
1 -		23.202	1:05.440	66.45	10.493	15:51:50.808
2 -	33.681	22.366	56.047	77.58	1.100	15:52:46.855
3 -	33.230	22.166	55.396	78.50	0.449	15:53:42.251
4 -	33.280	22.442	55.722	78.04	0.775	15:54:37.973
5 -	33.117	21.859	54.976 (2)	79.10	0.029	15:55:32.949
6 -	32.940	22.007	54.947 (1)	79.14		15:56:27.896
7 -	33.224	22.060	55.284 (3)	78.65	0.337	15:57:23.180
8 -	33.647	22.304	55.951	77.72	1.004	15:58:19.131
9 -	33.610	22.308	55.918	77.76	0.971	15:59:15.049

P18 75 Stewart MAY			Kawasaki ZX6R - Joe's taxidermy you snuff em we stuff em			
IDEAL LAP TIME : 55.150		BEST LAP TIME : 55.373		DIFFERENCE : 0.223		
LAP	SECTOR 1	SECTOR 2	LAP TIME	MPH	DIFF	TIME OF DAY
1 -		22.668	1:03.586	68.38	8.213	15:51:48.954
2 -	34.292	22.184	56.476	76.99	1.103	15:52:45.430
3 -	33.551	22.030	55.581	78.23	0.208	15:53:41.011
4 -	33.467	21.913	55.380 (2)	78.52	0.007	15:54:36.391
5 -	34.129	22.138	56.267	77.28	0.894	15:55:32.658
6 -	33.709	21.844	55.553 (3)	78.27	0.180	15:56:28.211
7 -	33.568	22.003	55.571	78.25	0.198	15:57:23.782
8 -	33.306	22.067	55.373 (1)	78.53		15:58:19.155
9 -	33.713	22.215	55.928	77.75	0.555	15:59:15.083

P19 137 Colin McPHERSON			Yamaha R6 -			
IDEAL LAP TIME : 55.360		BEST LAP TIME : 55.397		DIFFERENCE : 0.037		
LAP	SECTOR 1	SECTOR 2	LAP TIME	MPH	DIFF	TIME OF DAY
1 -		22.768	1:04.196	67.73	8.799	15:51:49.564
2 -	34.340	22.230	56.570	76.87	1.173	15:52:46.134
3 -	33.628	22.116	55.744 (3)	78.01	0.347	15:53:41.878
4 -	33.456	22.349	55.805	77.92	0.408	15:54:37.683
5 -	34.192	22.135	56.327	77.20	0.930	15:55:34.010
6 -	33.316	22.081	55.397 (1)	78.49		15:56:29.407
7 -	33.279	22.409	55.688 (2)	78.08	0.291	15:57:25.095
8 -	33.517	22.317	55.834	77.88	0.437	15:58:20.929
9 -	33.711	22.288	55.999	77.65	0.602	15:59:16.928

P20 115 F400 Jake DONKERSLEY			Kawasaki ZX4RR -			
IDEAL LAP TIME : 55.008		BEST LAP TIME : 55.320		DIFFERENCE : 0.312		
LAP	SECTOR 1	SECTOR 2	LAP TIME	MPH	DIFF	TIME OF DAY
1 -		23.716	1:06.140	65.74	10.820	15:51:51.508
2 -	34.214	22.497	56.711	76.68	1.391	15:52:48.219
3 -	32.910	22.410	55.320 (1)	78.60		15:53:43.539
4 -	32.780	22.561	55.341 (2)	78.57	0.021	15:54:38.880
5 -	33.354	22.228	55.582 (3)	78.23	0.262	15:55:34.462
6 -	33.153	22.489	55.642	78.15	0.322	15:56:30.104
7 -	32.875	22.751	55.626	78.17	0.306	15:57:25.730
8 -	33.330	22.314	55.644	78.15	0.324	15:58:21.374

BMCR-CMRO Championships 2025 - Rnd 1 @ Brands Hatch Indy

Thunderbike Sport & Supertwins & Formula 400

RACE 10 - SECTOR ANALYSIS



SECTOR 1 = FL to I1, SECTOR 2 = I1 to FL, DIFF = Difference To Personal Best Lap, P = Crossed Finish Line in Pit Lane, D = Time Disallowed

P21 26 F400		Damian LEE		Yamaha TZR250 - Leed Autos			
IDEAL LAP TIME : 55.247		BEST LAP TIME : 55.386		DIFFERENCE : 0.139			
LAP	SECTOR 1	SECTOR 2	LAP TIME	MPH	DIFF	TIME OF DAY	
1 -		23.375	1:05.574	66.31	10.188	15:51:50.942	
2 -	33.421	22.646	56.067	77.56	0.681	15:52:47.009	
3 -	33.167	22.659	55.826	77.89	0.440	15:53:42.835	
4 -	33.238	22.872	56.110	77.50	0.724	15:54:38.945	
5 -	33.528	22.583	56.111	77.50	0.725	15:55:35.056	
6 -	32.734	22.812	55.546 (2)	78.28	0.160	15:56:30.602	
7 -	32.664	22.722	55.386 (1)	78.51		15:57:25.988	
8 -	33.149	22.673	55.822 (3)	77.90	0.436	15:58:21.810	

P22 79 F400		Sean CRONE		- BD RACING			
IDEAL LAP TIME : 54.949		BEST LAP TIME : 55.243		DIFFERENCE : 0.294			
LAP	SECTOR 1	SECTOR 2	LAP TIME	MPH	DIFF	TIME OF DAY	
1 -		23.617	1:05.600	66.28	10.357	15:51:50.968	
2 -	33.944	22.621	56.565	76.87	1.322	15:52:47.533	
3 -	33.235	22.836	56.071	77.55	0.828	15:53:43.604	
4 -	33.258	22.368	55.626 (2)	78.17	0.383	15:54:39.230	
5 -	33.874	22.169	56.043	77.59	0.800	15:55:35.273	
6 -	32.961	22.282	55.243 (1)	78.71		15:56:30.516	
7 -	32.780	23.001	55.781	77.95	0.538	15:57:26.297	
8 -	33.129	22.611	55.740 (3)	78.01	0.497	15:58:22.037	

P23 95 F400		Greg MARSHALL		Kawasaki NINJA 400 - EBCBrakes, Redline, Cobb & Jagger			
IDEAL LAP TIME : 55.288		BEST LAP TIME : 55.288		DIFFERENCE : 0.000			
LAP	SECTOR 1	SECTOR 2	LAP TIME	MPH	DIFF	TIME OF DAY	
1 -		23.386	1:06.900	65.00	11.612	15:51:52.268	
2 -	34.925	22.908	57.833	75.19	2.545	15:52:50.101	
3 -	34.052	22.482	56.534	76.92	1.246	15:53:46.635	
4 -	33.597	22.782	56.379	77.13	1.091	15:54:43.014	
5 -	33.537	22.479	56.016 (2)	77.63	0.728	15:55:39.030	
6 -	34.185	22.854	57.039	76.23	1.751	15:56:36.069	
7 -	33.626	22.539	56.165 (3)	77.42	0.877	15:57:32.234	
8 -	32.864	22.424	55.288 (1)	78.65		15:58:27.522	

P24 88		Florentin Valentin STANCIU		Honda 600F -			
IDEAL LAP TIME : 55.702		BEST LAP TIME : 55.892		DIFFERENCE : 0.190			
LAP	SECTOR 1	SECTOR 2	LAP TIME	MPH	DIFF	TIME OF DAY	
1 -		22.835	1:06.869	65.03	10.977	15:51:52.237	
2 -	36.908	23.742	1:00.650	71.69	4.758	15:52:52.887	
3 -	33.930	22.849	56.779	76.58	0.887	15:53:49.666	
4 -	34.435	22.517	56.952	76.35	1.060	15:54:46.618	
5 -	34.815	22.466	57.281	75.91	1.389	15:55:43.899	
6 -	33.926	22.095	56.021 (2)	77.62	0.129	15:56:39.920	
7 -	34.112	22.339	56.451 (3)	77.03	0.559	15:57:36.371	
8 -	33.607	22.285	55.892 (1)	77.80		15:58:32.263	

P25 6		Greg PYMM		Suzuki GSXR600 - Precision Installations, CMR, Grim Fabricatic			
IDEAL LAP TIME : 56.275		BEST LAP TIME : 56.445		DIFFERENCE : 0.170			
LAP	SECTOR 1	SECTOR 2	LAP TIME	MPH	DIFF	TIME OF DAY	
1 -		23.795	1:08.820	63.18	12.375	15:51:54.188	
2 -	35.030	23.447	58.477	74.36	2.032	15:52:52.665	
3 -	34.667	22.761	57.428	75.72	0.983	15:53:50.093	
4 -	34.582	22.305	56.887	76.44	0.442	15:54:46.980	
5 -	35.196	22.391	57.587	75.51	1.142	15:55:44.567	
6 -	34.154	22.469	56.623 (2)	76.79	0.178	15:56:41.190	
7 -	33.997	22.856	56.853 (3)	76.48	0.408	15:57:38.043	
8 -	33.970	22.475	56.445 (1)	77.04		15:58:34.488	

BMCRC-MRO Championships 2025 - Rnd 1 @ Brands Hatch Indy

Thunderbike Sport & Supertwins & Formula 400

RACE 10 - SECTOR ANALYSIS



SECTOR 1 = FL to I1, SECTOR 2 = I1 to FL, DIFF = Difference To Personal Best Lap, P = Crossed Finish Line in Pit Lane, D = Time Disallowed

P26 402		Kaine FARR		- The Elms B&B Snetterton		
IDEAL LAP TIME : 55.598		BEST LAP TIME : 55.598		DIFFERENCE : 0.000		
LAP	SECTOR 1	SECTOR 2	LAP TIME	MPH	DIFF	TIME OF DAY
1 -		23.688	1:08.306	63.66	12.708	15:51:53.674
2 -	36.567	23.554	1:00.121	72.33	4.523	15:52:53.795
3 -	34.829	22.485	57.314	75.87	1.716	15:53:51.109
4 -	34.710	22.620	57.330	75.85	1.732	15:54:48.439
5 -	34.738	22.624	57.362	75.80	1.764	15:55:45.801
6 -	33.779	22.790	56.569 (2)	76.87	0.971	15:56:42.370
7 -	33.898	23.080	56.978 (3)	76.32	1.380	15:57:39.348
8 -	33.356	22.242	55.598 (1)	78.21		15:58:34.946

P27 69		Terry SMITH		Yamaha R6 - IMP Racing		
IDEAL LAP TIME : 55.904		BEST LAP TIME : 56.248		DIFFERENCE : 0.344		
LAP	SECTOR 1	SECTOR 2	LAP TIME	MPH	DIFF	TIME OF DAY
1 -		23.623	1:10.162	61.97	13.914	15:51:55.530
2 -	34.890	23.391	58.281	74.61	2.033	15:52:53.811
3 -	34.217	22.380	56.597 (3)	76.83	0.349	15:53:50.408
4 -	34.722	22.297	57.019	76.26	0.771	15:54:47.427
5 -	35.580	22.603	58.183	74.74	1.935	15:55:45.610
6 -	33.607	22.809	56.416 (2)	77.08	0.168	15:56:42.026
7 -	34.079	23.098	57.177	76.05	0.929	15:57:39.203
8 -	33.842	22.406	56.248 (1)	77.31		15:58:35.451

P28 77		Joe WHITE		Suzuki GSXR 600 MAIN - The Race Shack /Just In Graphics		
IDEAL LAP TIME : 56.231		BEST LAP TIME : 56.231		DIFFERENCE : 0.000		
LAP	SECTOR 1	SECTOR 2	LAP TIME	MPH	DIFF	TIME OF DAY
1 -		23.472	1:06.440	65.45	10.209	15:51:51.808
2 -	36.632	23.211	59.843	72.66	3.612	15:52:51.651
3 -	34.379	23.138	57.517	75.60	1.286	15:53:49.168
4 -	34.044	22.966	57.010 (2)	76.27	0.779	15:54:46.178
5 -	35.343	22.956	58.299	74.59	2.068	15:55:44.477
6 -	34.784	23.206	57.990	74.98	1.759	15:56:42.467
7 -	34.045	23.432	57.477 (3)	75.65	1.246	15:57:39.944
8 -	33.676	22.555	56.231 (1)	77.33		15:58:36.175

P29 30		David LUFF		Suzuki SV 650 - ATP & Sarah O'Neill		
IDEAL LAP TIME : 56.767		BEST LAP TIME : 56.767		DIFFERENCE : 0.000		
LAP	SECTOR 1	SECTOR 2	LAP TIME	MPH	DIFF	TIME OF DAY
1 -		23.811	1:08.728	63.27	11.961	15:51:54.096
2 -	34.998	23.616	58.614	74.19	1.847	15:52:52.710
3 -	33.913	22.974	56.887 (2)	76.44	0.120	15:53:49.597
4 -	33.825	22.942	56.767 (1)	76.60		15:54:46.364
5 -	34.440	23.420	57.860	75.15	1.093	15:55:44.224
6 -	34.432	23.156	57.588	75.51	0.821	15:56:41.812
7 -	34.040	23.427	57.467 (3)	75.67	0.700	15:57:39.279
8 -	34.580	22.972	57.552	75.55	0.785	15:58:36.831

P30 55		Magnus MANSON-CHUBB		Suzuki SV650 -		
IDEAL LAP TIME : 56.459		BEST LAP TIME : 56.459		DIFFERENCE : 0.000		
LAP	SECTOR 1	SECTOR 2	LAP TIME	MPH	DIFF	TIME OF DAY
1 -		23.656	1:07.845	64.09	11.386	15:51:53.213
2 -	35.725	23.204	58.929	73.79	2.470	15:52:52.142
3 -	34.192	23.155	57.347	75.82	0.888	15:53:49.489
4 -	34.223	23.052	57.275 (3)	75.92	0.816	15:54:46.764
5 -	35.994	23.022	59.016	73.68	2.557	15:55:45.780
6 -	34.454	23.005	57.459	75.68	1.000	15:56:43.239
7 -	34.059	23.153	57.212 (2)	76.00	0.753	15:57:40.451
8 -	33.802	22.657	56.459 (1)	77.02		15:58:36.910

BMCRC-MRO Championships 2025 - Rnd 1 @ Brands Hatch Indy

Thunderbike Sport & Supertwins & Formula 400

RACE 10 - SECTOR ANALYSIS



SECTOR 1 = FL to I1, SECTOR 2 = I1 to FL, DIFF = Difference To Personal Best Lap, P = Crossed Finish Line in Pit Lane, D = Time Disallowed

P31 123 F400 Mark GALLAGHER		Honda RVF 400 -				
IDEAL LAP TIME : 55.857		BEST LAP TIME : 56.182				
		DIFFERENCE : 0.325				
LAP	SECTOR 1	SECTOR 2	LAP TIME	MPH	DIFF	TIME OF DAY
1 -		24.258	1:06.229	65.65	10.047	15:51:51.597
2 -	35.045	22.915	57.960	75.02	1.778	15:52:49.557
3 -	33.712	22.735	56.447 (3)	77.03	0.265	15:53:46.004
4 -	34.082	22.995	57.077	76.18	0.895	15:54:43.081
5 -	34.170	22.965	57.135	76.11	0.953	15:55:40.216
6 -	34.038	22.490	56.528	76.92	0.346	15:56:36.744
7 -	33.777	22.405	56.182 (1)	77.40		15:57:32.926
8 -	33.452	22.881	56.333 (2)	77.19	0.151	15:58:29.259

P32 333 Andrew HOUGHTON		Husqvarna FS450 - Techoir				
IDEAL LAP TIME : 58.162		BEST LAP TIME : 58.448				
		DIFFERENCE : 0.286				
LAP	SECTOR 1	SECTOR 2	LAP TIME	MPH	DIFF	TIME OF DAY
1 -		24.333	1:09.799	62.30	11.351	15:51:55.167
2 -	34.872	24.212	59.084	73.60	0.636	15:52:54.251
3 -	35.141	23.663	58.804 (2)	73.95	0.356	15:53:53.055
4 -	34.499	23.949	58.448 (1)	74.40		15:54:51.503
5 -	34.987	23.959	58.946	73.77	0.498	15:55:50.449
6 -	34.923	24.289	59.212	73.44	0.764	15:56:49.661
7 -	34.757	24.056	58.813 (3)	73.93	0.365	15:57:48.474
8 -	35.281	24.125	59.406	73.20	0.958	15:58:47.880

P33 35 TWINS Stuart THURTLÉ		Aprilia RS660 - TeamTortoise Racing				
IDEAL LAP TIME : 58.414		BEST LAP TIME : 58.641				
		DIFFERENCE : 0.227				
LAP	SECTOR 1	SECTOR 2	LAP TIME	MPH	DIFF	TIME OF DAY
1 -		23.634	1:09.931	62.18	11.290	15:51:55.299
2 -	36.385	23.090	59.475	73.11	0.834	15:52:54.774
3 -	36.175	23.149	59.324 (3)	73.30	0.683	15:53:54.098
4 -	35.919	23.421	59.340	73.28	0.699	15:54:53.438
5 -	36.467	23.400	59.867	72.63	1.226	15:55:53.305
6 -	36.005	23.576	59.581	72.98	0.940	15:56:52.886
7 -	35.324	23.317	58.641 (1)	74.15		15:57:51.527
8 -	35.386	23.394	58.780 (2)	73.98	0.139	15:58:50.307

P34 40 F400 Archie ORMROD		Kawasaki NINJA400 - Prestige Flooring				
IDEAL LAP TIME : 59.319		BEST LAP TIME : 59.329				
		DIFFERENCE : 0.010				
LAP	SECTOR 1	SECTOR 2	LAP TIME	MPH	DIFF	TIME OF DAY
1 -		24.349	1:11.037	61.21	11.708	15:51:56.405
2 -	36.110	24.043	1:00.153 (3)	72.29	0.824	15:52:56.558
3 -	35.775	23.820	59.595 (2)	72.96	0.266	15:53:56.153
4 -	35.785	23.544	59.329 (1)	73.29		15:54:55.482
5 -	36.713	24.715	1:01.428	70.79	2.099	15:55:56.910
6 -	37.493	24.667	1:02.160	69.95	2.831	15:56:59.070
7 -	37.095	24.432	1:01.527	70.67	2.198	15:58:00.597
8 -	36.218	24.171	1:00.389	72.00	1.060	15:59:00.986

P35 53 Peter HAMMOND		Suzuki SRAD -				
IDEAL LAP TIME : 1:00.974		BEST LAP TIME : 1:00.974				
		DIFFERENCE : 0.000				
LAP	SECTOR 1	SECTOR 2	LAP TIME	MPH	DIFF	TIME OF DAY
1 -		24.714	1:11.967	60.42	10.993	15:51:57.335
2 -	36.993	24.848	1:01.841 (3)	70.31	0.867	15:52:59.176
3 -	37.300	24.860	1:02.160	69.95	1.186	15:54:01.336
4 -	37.306	25.727	1:03.033	68.98	2.059	15:55:04.369
5 -	37.704	24.622	1:02.326	69.77	1.352	15:56:06.695
6 -	37.482	24.949	1:02.431	69.65	1.457	15:57:09.126
7 -	37.080	24.712	1:01.792 (2)	70.37	0.818	15:58:10.918
8 -	36.457	24.517	1:00.974 (1)	71.31		15:59:11.892

BMCRC-MRO Championships 2025 - Rnd 1 @ Brands Hatch Indy

Thunderbike Sport & Supertwins & Formula 400

RACE 10 - SECTOR ANALYSIS



SECTOR 1 = FL to I1, SECTOR 2 = I1 to FL, DIFF = Difference To Personal Best Lap, P = Crossed Finish Line in Pit Lane, D = Time Disallowed

P36 251		Craig FERRIS		Suzuki SV650 K6 - IMP Racing, Kelvedon Dog Training			
IDEAL LAP TIME : 1:01.549		BEST LAP TIME : 1:01.697		DIFFERENCE : 0.148			
LAP	SECTOR 1	SECTOR 2	LAP TIME	MPH	DIFF	TIME OF DAY	
1 -		24.706	1:12.629	59.87	10.932	15:51:57.997	
2 -	37.024	24.673	1:01.697 (1)	70.48		15:52:59.694	
3 -	37.316	24.807	1:02.123 (3)	69.99	0.426	15:54:01.817	
4 -	37.336	24.890	1:02.226	69.88	0.529	15:55:04.043	
5 -	37.492	24.579	1:02.071 (2)	70.05	0.374	15:56:06.114	
6 -	36.970	25.336	1:02.306	69.79	0.609	15:57:08.420	
7 -	37.284	25.307	1:02.591	69.47	0.894	15:58:11.011	
8 -	38.072	25.611	1:03.683	68.28	1.986	15:59:14.694	

P37 65		Ian SOILLEUX		Honda CBR600 - BDRacing			
IDEAL LAP TIME : 55.346		BEST LAP TIME : 55.436		DIFFERENCE : 0.090			
LAP	SECTOR 1	SECTOR 2	LAP TIME	MPH	DIFF	TIME OF DAY	
1 -		22.981	1:06.312	65.57	10.876	15:51:51.680	
2 -	34.329	22.114	56.443 (3)	77.04	1.007	15:52:48.123	
3 -	33.485	21.951	55.436 (1)	78.44		15:53:43.559	
4 -	33.703	21.861	55.564 (2)	78.26	0.128	15:54:39.123	
5 -	34.348	24.180	58.528	74.29	3.092	15:55:37.651	

P38 19 F400		Craig DANCE		Kawasaki ZX400 RR - 2 brothers scaffolding			
IDEAL LAP TIME : 52.491		BEST LAP TIME : 52.491		DIFFERENCE : 0.000			
LAP	SECTOR 1	SECTOR 2	LAP TIME	MPH	DIFF	TIME OF DAY	
1 -		22.622	1:04.455	67.46	11.964	15:51:49.823	
2 -	32.052	21.866	53.918 (3)	80.65	1.427	15:52:43.741	
3 -	31.250	21.611	52.861 (2)	82.26	0.370	15:53:36.602	
4 -	31.202	21.289	52.491 (1)	82.84		15:54:29.093	

BMCRC-MRO Championships 2025 - Rnd 1 @ Brands Hatch Indy

Thunderbike Sport & Supertwins & Formula 400

RACE 10 - BEST SECTORS

POS	SECTOR 1		SECTOR 2		IDEAL / BEST COMPARISON						
	NO	TIME	NO	TIME	POS	NO	NAME	IDEAL	BEST	DIFF	
								PERFECT LAP	49.245		
1	47	29.204	47	20.041	1	47	SEABRIGHT	49.245	49.245	0.000	
2	711	30.683	56	20.707	2	711	HARDY	51.576	51.598	0.022	
3	54	30.898	48	20.752	3	54	JAMISON	51.703	51.703	0.000	
4	56	31.086	54	20.805	4	56	MUIR	51.793	52.070	0.277	
5	48	31.131	711	20.893	5	48	WALLIS	51.883	52.248	0.365	
6	19	31.202	5	21.028	6	19	DANCE	52.491	52.491	0.000	
7	97	31.441	151	21.152	7	5	STONE	52.568	52.606	0.038	
8	5	31.540	97	21.207	8	97	MANN	52.648	52.805	0.157	
9	3	31.610	43	21.277	9	151	SMITH	52.824	53.090	0.266	
10	43	31.640	19	21.289	10	43	CARSON	52.917	52.983	0.066	
11	151	31.672	2	21.299	11	3	ARBON	52.960	52.960	0.000	
12	76	31.833	8	21.314	12	27	BROWN	53.516	53.630	0.114	
13	73	31.954	3	21.350	13	76	WILKINSON	53.539	53.591	0.052	
14	27	32.113	27	21.403	14	73	SIMS	53.553	53.734	0.181	
15	81	32.183	73	21.599	15	2	SEATH	53.662	53.662	0.000	
16	2	32.363	76	21.706	16	81	MAY	53.974	53.974	0.000	
17	26	32.664	81	21.791	17	8	SMITH	54.116	54.116	0.000	
18	115	32.780	75	21.844	18	50	TUFNALL	54.799	54.947	0.148	
19	79	32.780	50	21.859	19	79	CRONE	54.949	55.243	0.294	
20	8	32.802	65	21.861	20	115	DONKERSLEY	55.008	55.320	0.312	
21	95	32.864	137	22.081	21	75	MAY	55.150	55.373	0.223	
22	50	32.940	88	22.095	22	26	LEE	55.247	55.386	0.139	
23	137	33.279	79	22.169	23	95	MARSHALL	55.288	55.288	0.000	
24	75	33.306	115	22.228	24	65	SOILLEUX	55.346	55.436	0.090	
25	402	33.356	402	22.242	25	137	McPHERSON	55.360	55.397	0.037	
26	123	33.452	69	22.297	26	402	FARR	55.598	55.598	0.000	
27	65	33.485	6	22.305	27	88	STANCIU	55.702	55.892	0.190	
28	88	33.607	123	22.405	28	123	GALLAGHER	55.857	56.182	0.325	
29	69	33.607	95	22.424	29	69	SMITH	55.904	56.248	0.344	
30	77	33.676	77	22.555	30	77	WHITE	56.231	56.231	0.000	
31	55	33.802	26	22.583	31	6	PYMM	56.275	56.445	0.170	
32	30	33.825	55	22.657	32	55	MANSON-CHUBB	56.459	56.459	0.000	
33	6	33.970	30	22.942	33	30	LUFF	56.767	56.767	0.000	
34	333	34.499	35	23.090	34	333	HOUGHTON	58.162	58.448	0.286	
35	35	35.324	40	23.544	35	35	THURTLLE	58.414	58.641	0.227	
36	40	35.775	333	23.663	36	40	ORMROD	59.319	59.329	0.010	
37	53	36.457	53	24.517	37	53	HAMMOND	1:00.974	1:00.974	0.000	
38	251	36.970	251	24.579	38	251	FERRIS	1:01.549	1:01.697	0.148	

BMCRC-MRO Championships 2025 - Rnd 1 @ Brands Hatch Indy

Thunderbike Sport & Supertwins & Formula 400

RACE 10 - STATISTICS

Competitors Started 38
Planned Start 2025-03-15 @ 15:00:00.000
Actual Start 2025-03-15 @ 15:50:45.367
Finish Time 2025-03-15 @ 15:58:21.061
Track Length 1.2079mi.
Total Laps 316
Total Distance Covered 381.7108mi.

Session Fastest Lap History

NO	CL	NAME	LAP TIME	TIME OF DAY	LAP	VEHICLE
47	TWINS	Fenton SEABRIGHT	49.989	15:52:30.571	2	Aprilia RS 660
47	TWINS	Fenton SEABRIGHT	49.661	15:53:20.230	3	Aprilia RS 660
47	TWINS	Fenton SEABRIGHT	49.648	15:54:09.880	4	Aprilia RS 660
47	TWINS	Fenton SEABRIGHT	49.245	15:58:21.087	9	Aprilia RS 660

Session Leader History

NO	CL	NAME	FROM LAP	LAPS LED	DISTANCE	VEHICLE
47	TWINS	Fenton SEABRIGHT	1	9	10.87 miles	Aprilia RS 660

Flag History

TYPE	TIME OF DAY
GREEN	15:50:45.367
FINISH	15:58:21.061

Flag Statistics

TYPE	COUNT	TOTAL LAPS	TOTAL TIME
Green	1	9	9:34.644
Red	0	0	0.000
Safety Car	0	0	0.000
FCY	0	0	0.000

BMCRC-MRO Championships 2025 - Rnd 1 @ Brands Hatch Indy

Thunderbike Sport & Supertwins & Formula 400

RACE 10 - STATISTICS

CLASS :

20 Starters

Fastest Lap History

NO	NAME	LAP TIME	TIME OF DAY	LAP	VEHICLE
56	Jack MUIR	53.066	15:52:37.047	2	Suzuki GSXR 600
48	Shaun WALLIS	52.711	15:52:37.263	2	Yamaha R6 (W)
56	Jack MUIR	52.641	15:53:29.687	3	Suzuki GSXR 600
54	Adam JAMISON	52.274	15:53:31.475	3	Yamaha R6
56	Jack MUIR	52.130	15:54:21.818	4	Suzuki GSXR 600
54	Adam JAMISON	51.703	15:54:23.177	4	Yamaha R6

Leader History

NO	NAME	FROM LAP	LAPS LED	DISTANCE	VEHICLE
56	Jack MUIR	1	9	10.87 miles	Suzuki GSXR 600

BMCRC-MRO Championships 2025 - Rnd 1 @ Brands Hatch Indy

Thunderbike Sport & Supertwins & Formula 400

RACE 10 - STATISTICS

CLASS : TWINS

9 Starters

Fastest Lap History

NO	NAME	LAP TIME	TIME OF DAY	LAP	VEHICLE
47	Fenton SEABRIGHT	49.989	15:52:30.571	2	Aprilia RS 660
47	Fenton SEABRIGHT	49.661	15:53:20.230	3	Aprilia RS 660
47	Fenton SEABRIGHT	49.648	15:54:09.880	4	Aprilia RS 660
47	Fenton SEABRIGHT	49.245	15:58:21.087	9	Aprilia RS 660

Leader History

NO	NAME	FROM LAP	LAPS LED	DISTANCE	VEHICLE
47	Fenton SEABRIGHT	1	9	10.87 miles	Aprilia RS 660

BMCRC-MRO Championships 2025 - Rnd 1 @ Brands Hatch Indy

Thunderbike Sport & Supertwins & Formula 400

RACE 10 - STATISTICS

CLASS : F400


9 Starters

Fastest Lap History

NO	NAME	LAP TIME	TIME OF DAY	LAP	VEHICLE
76	Luca WILKINSON	54.775	15:52:40.339	2	Kawasaki ZX4RR
73	Ollie SIMS	54.313	15:52:40.997	2	Kawasaki NINJA 400
19	Craig DANCE	53.918	15:52:43.771	2	Kawasaki ZX400 RR
19	Craig DANCE	52.861	15:53:36.633	3	Kawasaki ZX400 RR
19	Craig DANCE	52.491	15:54:29.125	4	Kawasaki ZX400 RR

Leader History

NO	NAME	FROM LAP	LAPS LED	DISTANCE	VEHICLE
76	Luca WILKINSON	1	4	4.83 miles	Kawasaki ZX4RR
73	Ollie SIMS	5	2	2.41 miles	Kawasaki NINJA 400
76	Luca WILKINSON	7	3	3.62 miles	Kawasaki ZX4RR



BMCR-MRO Championships 2025 - Rnd 1 @ Brands Hatch Indy

Thunderbike Sport & Supertwins & Formula 400

RACE 19 - GRID (7 Laps)

ROW 13	39	141	Jack ANDREWS	1:01.697	38	251	Craig FERRIS	1:00.974	37	53	Peter HAMMOND
ROW 12	36	40	Archie ORMROD	59.329	35	35	Stuart THURTLÉ	58.641	34	333	Andrew HOUGHTON
ROW 11	33	30	David LUFF	56.767	32	55	Magnus MANSON-CHUBB	56.459	31	6	Greg PYMM
ROW 10	30	69	Terry SMITH	56.248	29	77	Joe WHITE	56.231	28	123	Mark GALLAGHER
ROW 9	27	88	Florentin Valentin STANCIU	55.892	26	402	Kaine FARR	55.598	25	65	Ian SOILLEUX
ROW 8	24	137	Colin McPHERSON	55.397	23	26	Damian LEE	55.386	22	75	Stewart MAY
ROW 7	21	115	Jake DONKERSLEY	55.320	20	95	Greg MARSHALL	55.288	19	79	Sean CRONE
ROW 6	18	50	Alex TUFNALL	54.947	17	8	Leigh SMITH	54.116	16	81	Malvern MAY
ROW 5	15	73	Ollie SIMS	53.734	14	2	James SEATH	53.662	13	27	Ben BROWN
ROW 4	12	76	Luca WILKINSON	53.591	11	151	Nick SMITH	53.090	10	43	Adam CARSON
ROW 3	9	3	Oliver ARBON	52.960	8	97	Alex MANN	52.805	7	5	Logan STONE
ROW 2	6	19	Craig DANCE	52.491	5	48	Shaun WALLIS	52.248	4	56	Jack MUIR
ROW 1	3	54	Adam JAMISON	51.703	2	711	Maximus HARDY	51.598	1	47	Fenton SEABRIGHT

Pole



These results are provisional until the conclusion of any judicial and technical matters.

Brands Hatch Indy: 1.2079 miles

Clerk Of Course:

Timekeeper:


Craig Smith



Results can be found at www.tsl-timing.com

Printed - 16:05 Saturday, 15 March 2025





BMCRC-MRO Championships 2025 - Rnd 1 @ Brands Hatch Indy

Thunderbike Sport & Supertwins & Formula 400

RACE 19 - CLASSIFICATION

Race Distance: 7 Laps / 8.45 miles

POS	NO	CL	PIC	NAME	ENTRY	LAPS	TIME	GAP	DIFF	MPH	BEST	ON	GRD	↑↓
1	47	TWINS	1	Fenton SEABRIGHT	Aprilia RS 660 - Fhs racing	7	6:01.837			84.12	50.159	3	1	0
2	711	TWINS	2	Maximus HARDY	Triumph 660 - DAD	7	6:14.012	12.175	12.175	81.38	52.299	3	2	0
3	56		1	Jack MUIR	Suzuki GSXR 600 -	7	6:14.241	12.404	0.229	81.33	51.812	7	4	1
4	54		2	Adam JAMISON	Yamaha R6 - Team AJR	7	6:15.439	13.602	1.198	81.07	52.655	2	3	-1
5	19	F400	1	Craig DANCE	Kawasaki ZX400 RR - 2 brothers scaffolding	7	6:18.018	16.181	2.579	80.52	53.068	3	6	1
6	5		3	Logan STONE	Yamaha R6 -	7	6:19.209	17.372	1.191	80.27	52.671	5	7	1
7	48		4	Shaun WALLIS	Yamaha R6 (W) - MBC Despatch Racing	7	6:19.575	17.738	0.366	80.19	52.607	4	5	-2
8	3	TWINS	3	Oliver ARBON	Suzuki SV650 - TT Plumbing & Heating	7	6:22.115	20.278	2.540	79.66	52.510	7	9	1
9	97	TWINS	4	Alex MANN	- EB1 Racing	7	6:22.202	20.365	0.087	79.64	52.832	7	8	-1
10	151		5	Nick SMITH	Honda CBR600RR - Hi-Precision Engineering Ltd	7	6:24.073	22.236	1.871	79.25	53.457	3	11	1
11	43		6	Adam CARSON	Honda CBR600 F3 - Allspeed exhausts, stinkwheels	7	6:25.325	23.488	1.252	78.99	53.386	6	10	-1
12	76	F400	2	Luca WILKINSON	Kawasaki ZX4RR - Speedy Freight - NW Racing	7	6:25.422	23.585	0.097	78.97	53.509	7	12	0
13	8		7	Leigh SMITH	Yamaha R6 - Smiths Mechanical Support Ltd, Lamonde Aut	7	6:38.759	36.922	13.337	76.33	55.104	6	17	4
14	2	TWINS	5	James SEATH	Aprilia RS660 - Ovenden Earthmoving	7	6:39.444	37.607	0.685	76.20	54.658	6	14	0
15	81	TWINS	6	Malvern MAY	Aprilia RS660 - IMP racing	7	6:39.580	37.743	0.136	76.18	55.034	3	16	1
16	26	F400	3	Damian LEE	Yamaha TZR250 - Leed Autos	7	6:39.850	38.013	0.270	76.12	55.094	4	23	7
17	79	F400	4	Sean CRONE	- BD RACING	7	6:39.998	38.161	0.148	76.10	55.437	4	19	2
18	73	F400	5	Ollie SIMS	Kawasaki NINJA 400 - Motorbodies Weston Ltd	7	6:41.783	39.946	1.785	75.76	55.603	7	15	-3
19	137		8	Colin McPHERSON	Yamaha R6 -	7	6:47.879	46.042	6.096	74.63	56.943	2	24	5
20	75		9	Stewart MAY	Kawasaki ZX6R - Joe's taxidermy you snuff em we stuff em	7	6:52.971	51.134	5.092	73.71	56.031	7	22	2
21	88		10	Florentin Valentin STANCIU	Honda 600F -	7	6:53.342	51.505	0.371	73.64	55.724	6	27	6
22	115	F400	6	Jake DONKERSLEY	Kawasaki ZX4RR -	7	6:54.014	52.177	0.672	73.52	56.196	7	21	-1
23	55		11	Magnus MANSON-CHUBB	Suzuki SV650 -	7	6:55.597	53.760	1.583	73.24	57.073	6	32	9
24	6		12	Greg PYMM	Suzuki GSXR600 - Precision Installations, CMR, Grim Fabric	7	6:58.064	56.227	2.467	72.81	57.319	4	31	7
25	123	F400	7	Mark GALLAGHER	Honda RVF 400 -	7	6:58.183	56.346	0.119	72.79	57.557	4	28	3
26	50	TWINS	7	Alex TUFNALL	Suzuki SV650 -	7	6:59.030	57.193	0.847	72.64	57.350	6	18	-8
27	77		13	Joe WHITE	Suzuki GSXR 600 MAIN - The Race Shack /Just In Graphics	6	6:03.988	1 Lap	1 Lap	71.68	58.280	5	29	2
28	65		14	Ian SOILLEUX	Honda CBR600 - BDRacing	6	6:06.028	1 Lap	2.040	71.28	58.620	5	25	-3
29	69		15	Terry SMITH	Yamaha R6 - IMP Racing	6	6:06.083	1 Lap	0.055	71.27	57.850	4	30	1
30	402		16	Kaine FARR	- The Elms B&B Snetterton	6	6:07.111	1 Lap	1.028	71.07	58.656	5	26	-4
31	333		17	Andrew HOUGHTON	Husqvarna FS450 - Techoir	6	6:07.593	1 Lap	0.482	70.97	58.437	2	34	3
32	35	TWINS	8	Stuart THURTLE	Aprilia RS660 - TeamTortoise Racing	6	6:10.777	1 Lap	3.184	70.36	58.657	6	35	3
33	30		18	David LUFF	Suzuki SV 650 - ATP & Sarah O'Neill	6	6:14.658	1 Lap	3.881	69.64	59.507	6	33	0
34	40	F400	8	Archie ORMROD	Kawasaki NINJA400 - Prestige Flooring	6	6:15.859	1 Lap	1.201	69.41	1:00.327	5	36	2
35	251		19	Craig FERRIS	Suzuki SV650 K6 - IMP Racing, Kelvedon Dog Training	6	6:32.756	1 Lap	16.897	66.43	1:02.849	6	38	3
36	53		20	Peter HAMMOND	Suzuki SRAD -	6	6:33.116	1 Lap	0.360	66.37	1:02.607	2	37	1
37	95	F400	9	Greg MARSHALL	Kawasaki NINJA 400 - EBCBrakes, Redline, Cobb & Jagger	5	6:08.594	2 Laps	1 Lap	58.98	57.167	5	20	-17

NOT CLASSIFIED

DNF	27	TWINS		Ben BROWN	Yamaha R7 - Hunts Motorcycles	2	1:56.666	5 Laps	3 Laps	74.54	54.978	2	13	
-----	----	-------	--	-----------	-------------------------------	---	----------	--------	--------	-------	--------	---	----	--

FASTEST LAP

47	TWINS	Fenton SEABRIGHT	Aprilia RS 660 - Fhs racing	3	50.159	86.69 mph	139.52 kph
56		Jack MUIR	Suzuki GSXR 600 -	7	51.812	83.93 mph	135.07 kph
19	F400	Craig DANCE	Kawasaki ZX400 RR - 2 brothers scaffolding	3	53.068	81.94 mph	131.87 kph

Class TWINS - 92.5% of Race Speed = 77.81 mph
 Class - 92.5% of Race Speed = 75.23 mph
 Class F400 - 92.5% of Race Speed = 74.48 mph

Weather / Track : Cloudy / Dry

Date: 15/03/2025 Start: 17:48 Finish: 17:54

These results are provisional until the conclusion of any judicial and technical matters.

Brands Hatch Indy: 1.2079 miles

Clerk Of Course:

Timekeeper:

Craig Smith



BMCRC-MRO Championships 2025 - Rnd 1 @ Brands Hatch Indy

Thunderbike Sport & Supertwins & Formula 400

RACE 19 - LAP CHART

LAP 1 @ 17:49:52.554

NO	BEHIND	LAP TIME
47		55.542
711	1.621	57.163
54	2.696	58.238
56	3.030	58.572
19	3.283	58.825
48	3.629	59.171
5	4.293	59.835
151	4.561	1:00.103
97	5.060	1:00.602
3	5.318	1:00.860
76	5.992	1:01.534
27	6.146	1:01.688
43	6.618	1:02.160
8	7.207	1:02.749
81	7.885	1:03.427
73	8.355	1:03.897
26	8.784	1:04.326
79	8.983	1:04.525
137	9.568	1:05.110
2	9.636	1:05.178
50	11.062	1:06.604
115	11.664	1:07.206
123	12.193	1:07.735
75	12.300	1:07.842
55	12.365	1:07.907
88	12.873	1:08.415
77	13.193	1:08.735
6	14.219	1:09.761
333	14.881	1:10.423
402	15.703	1:11.245
65	15.781	1:11.323
40	16.493	1:12.035
69	16.647	1:12.189
30	16.769	1:12.311
35	16.973	1:12.515
53	18.048	1:13.590
251	18.093	1:13.635

LAP 2 @ 17:50:43.300

NO	BEHIND	LAP TIME
47		50.746
711	3.711	52.836
54	4.605	52.655
56	5.035	52.751
19	5.781	53.244
48	5.883	53.000
5	7.321	53.774
151	7.754	53.939
97	8.055	53.741
3	8.621	54.049
76	9.491	54.245
27	10.378	54.978
43	10.492	54.620
81	12.219	55.080
8	12.329	55.868
73	14.432	56.823
95	1 Lap	2:01.079 P
26	14.802	56.764
79	15.054	56.817
2	15.644	56.754
137	15.765	56.943
50	19.963	59.647
115	20.187	59.269

LAP 3 @ 17:51:33.459

NO	BEHIND	LAP TIME
55	20.458	58.839
123	20.521	59.074
75	20.552	58.998
88	20.842	58.715
6	21.283	57.810
77	21.433	58.986
333	22.572	58.437
65	23.940	58.905
402	24.768	59.811
69	24.973	59.072
40	26.642	1:00.895
35	26.829	1:00.602
30	26.927	1:00.904
53	29.909	1:02.607
251	30.443	1:03.096
47		50.159
711	5.851	52.299
54	7.294	52.848
56	7.430	52.554
48	8.605	52.881
19	8.690	53.068
5	10.058	52.896
151	11.052	53.457
97	11.403	53.507
3	12.063	53.601
76	13.344	54.012
43	14.028	53.695
81	17.094	55.034
8	19.098	56.928
26	20.704	56.061
79	21.332	56.437
2	21.476	55.991
73	21.542	57.269
137	22.740	57.134
115	28.628	58.600
123	29.742	59.380
75	29.818	59.425
50	29.849	1:00.045
6	30.048	58.924
55	30.112	59.813
88	30.945	1:00.262
77	32.070	1:00.796
333	32.108	59.695
65	32.849	59.068
95	1 Lap	1:08.933
402	34.292	59.683
69	34.581	59.767
35	36.874	1:00.204
40	36.988	1:00.505
30	37.864	1:01.096
53	43.166	1:03.416
251	43.896	1:03.612

LAP 4 @ 17:52:23.985

NO	BEHIND	LAP TIME
47		50.526
711	8.218	52.893
54	9.876	53.108
56	10.109	53.205
48	10.686	52.607
19	11.278	53.114
5	12.597	53.065

LAP 5 @ 17:53:15.400

NO	BEHIND	LAP TIME
151	14.835	54.309
3	15.111	53.574
97	15.206	54.329
76	16.806	53.988
43	17.360	53.858
81	22.125	55.557
8	24.146	55.574
26	25.272	55.094
79	26.243	55.437
2	26.325	55.375
73	27.274	56.258
137	29.197	56.983
115	36.442	58.340
75	36.523	57.231
55	36.700	57.114
123	36.773	57.557
6	36.841	57.319
88	37.073	56.654
50	38.538	59.215
77	40.223	58.679
333	41.123	59.541
65	41.334	59.011
69	41.905	57.850
402	42.775	59.009
95	1 Lap	1:02.138
35	46.037	59.689
40	47.276	1:00.814
30	47.864	1:00.526

LAP 5 @ 17:53:15.400

NO	BEHIND	LAP TIME
47		51.415
53	1 Lap	1:04.541
251	1 Lap	1:04.551
711	9.509	52.706
54	11.307	52.846
56	11.419	52.725
48	12.737	53.466
19	13.256	53.393
5	13.853	52.671
151	17.185	53.765
97	17.459	53.668
3	17.567	53.871
43	19.437	53.492
76	19.544	54.153
81	27.509	56.799
8	28.964	56.233
26	29.853	55.996
2	30.084	55.174
79	30.327	55.499
73	31.827	55.968
137	34.788	57.006
75	41.894	56.786
115	42.693	57.666
55	43.047	57.762
6	43.396	57.970
88	43.482	57.824
123	43.504	58.146
50	45.925	58.802
77	47.088	58.280
65	48.539	58.620
69	48.836	58.346
333	48.898	59.190
402	50.016	58.656

LAP 6 @ 17:54:05.724

NO	BEHIND	LAP TIME
47		50.324
95	2 Laps	59.277
35	1 Lap	59.110
40	1 Lap	1:00.327
30	1 Lap	1:00.314
711	12.297	53.112
56	13.717	52.622
54	13.781	52.798
19	16.089	53.157
5	17.587	54.058
48	17.927	55.514
53	1 Lap	1:04.748
97	20.658	53.523
3	20.893	53.650
151	21.052	54.191
251	1 Lap	1:05.013
43	22.499	53.386
76	23.201	53.981
8	33.744	55.104
81	34.030	56.845
2	34.418	54.658
26	34.922	55.393
79	35.468	55.465
73	37.468	55.965
137	41.735	57.271
75	48.228	56.658
88	48.882	55.724
115	49.106	56.737
55	49.796	57.073
123	51.636	58.456
6	51.655	58.583
50	52.951	57.350

LAP 7 @ 17:54:58.849

NO	BEHIND	LAP TIME
47		53.125
77	1 Lap	58.512
65	1 Lap	59.101
69	1 Lap	58.859
402	1 Lap	58.707
333	1 Lap	1:00.307
95	2 Laps	57.167
35	1 Lap	58.657
711	12.175	53.003
56	12.404	51.812
30	1 Lap	59.507
54	13.602	52.946
40	1 Lap	1:01.283
19	16.181	53.217
5	17.372	52.910
48	17.738	52.936
3	20.278	52.510
97	20.365	52.832
151	22.236	54.309
43	23.488	54.114
76	23.585	53.509
251	1 Lap	1:02.849
53	1 Lap	1:04.214
8	36.922	56.303
2	37.607	56.314
81	37.743	56.838
26	38.013	56.216
79	38.161	55.818

73	39.946	55.603
137	46.042	57.432
75	51.134	56.031
88	51.505	55.748
115	52.177	56.196
55	53.760	57.089
6	56.227	57.697
123	56.346	57.835
50	57.193	57.367

BMCRC-MRO Championships 2025 - Rnd 1 @ Brands Hatch Indy

Thunderbike Sport & Supertwins & Formula 400

RACE 19 - POSITION CHART

No	Name	Lap							
		Pos	1	2	3	4	5	6	7
47	SEABRIGHT	1	47	47	47	47	47	47	47
711	HARDY	2	711	711	711	711	711	711	711
54	JAMISON	3	54	54	54	54	54	56	56
56	MUIR	4	56	56	56	56	56	54	54
48	WALLIS	5	19	19	48	48	48	19	19
19	DANCE	6	48	48	19	19	19	5	5
5	STONE	7	5	5	5	5	5	48	48
97	MANN	8	151	151	151	151	151	97	3
3	ARBON	9	97	97	97	3	97	3	97
43	CARSON	10	3	3	3	97	3	151	151
151	SMITH	11	76	76	76	76	43	43	43
76	WILKINSON	12	27	27	43	43	76	76	76
27	BROWN	13	43	43	81	81	81	8	8
2	SEATH	14	8	81	8	8	8	81	2
73	SIMS	15	81	8	26	26	26	2	81
81	MAY	16	73	73	79	79	2	26	26
8	SMITH	17	26	26	2	2	79	79	79
50	TUFNALL	18	79	79	73	73	73	73	73
79	CRONE	19	137	2	137	137	137	137	137
95	MARSHALL	20	2	137	115	115	75	75	75
115	DONKERSLEY	21	50	50	123	75	115	88	88
75	MAY	22	115	115	75	55	55	115	115
26	LEE	23	123	55	50	123	6	55	55
137	McPHERSON	24	75	123	6	6	88	123	6
65	SOILLEUX	25	55	75	55	88	123	6	123
402	FARR	26	88	88	88	50	50	50	50
88	STANCIU	27	77	6	77	77	77	77	77
123	GALLAGHER	28	6	77	333	333	65	65	
77	WHITE	29	333	333	65	65	69	69	
69	SMITH	30	402	65	402	69	333	402	
6	PYMM	31	65	402	69	402	402	333	
55	MANSON-CHUBB	32	40	69	35	35	35	35	
30	LUFF	33	69	40	40	40	40	30	
333	HOUGHTON	34	30	35	30	30	30	40	
35	THURTLLE	35	35	30	53	53	53	251	
40	ORMROD	36	53	53	251	251	251	53	
53	HAMMOND	37	251	251	95	95	95		
251	FERRIS	38	95	95					

BMCRC-MRO Championships 2025 - Rnd 1 @ Brands Hatch Indy

Thunderbike Sport & Supertwins & Formula 400

RACE 19 - SECTOR ANALYSIS



SECTOR 1 = FL to I1, SECTOR 2 = I1 to FL, DIFF = Difference To Personal Best Lap, P = Crossed Finish Line in Pit Lane, D = Time Disallowed

P1 47 TWINS Fenton SEABRIGHT		Aprilia RS 660 - Fhs racing				
IDEAL LAP TIME : 50.101		BEST LAP TIME : 50.159		DIFFERENCE : 0.058		
LAP	SECTOR 1	SECTOR 2	LAP TIME	MPH	DIFF	TIME OF DAY
1 -		20.624	55.542	78.29	5.383	17:49:52.554
2 -	30.340	20.406	50.746	85.69	0.587	17:50:43.300
3 -	29.893	20.266	50.159 (1)	86.69		17:51:33.459
4 -	30.120	20.406	50.526 (3)	86.06	0.367	17:52:23.985
5 -	30.853	20.562	51.415	84.57	1.256	17:53:15.400
6 -	30.116	20.208	50.324 (2)	86.41	0.165	17:54:05.724
7 -	32.174	20.951	53.125	81.85	2.966	17:54:58.849

P2 711 TWINS Maximus HARDY		Triumph 660 - DAD				
IDEAL LAP TIME : 52.299		BEST LAP TIME : 52.299		DIFFERENCE : 0.000		
LAP	SECTOR 1	SECTOR 2	LAP TIME	MPH	DIFF	TIME OF DAY
1 -		21.290	57.163	76.07	4.864	17:49:54.175
2 -	31.645	21.191	52.836 (3)	82.30	0.537	17:50:47.011
3 -	31.127	21.172	52.299 (1)	83.14		17:51:39.310
4 -	31.614	21.279	52.893	82.21	0.594	17:52:32.203
5 -	31.392	21.314	52.706 (2)	82.50	0.407	17:53:24.909
6 -	31.669	21.443	53.112	81.87	0.813	17:54:18.021
7 -	31.406	21.597	53.003	82.04	0.704	17:55:11.024

P3 56 Jack MUIR		Suzuki GSXR 600 -				
IDEAL LAP TIME : 51.810		BEST LAP TIME : 51.812		DIFFERENCE : 0.002		
LAP	SECTOR 1	SECTOR 2	LAP TIME	MPH	DIFF	TIME OF DAY
1 -		21.194	58.572	74.24	6.760	17:49:55.584
2 -	31.819	20.932	52.751	82.43	0.939	17:50:48.335
3 -	31.514	21.040	52.554 (2)	82.74	0.742	17:51:40.889
4 -	31.816	21.389	53.205	81.73	1.393	17:52:34.094
5 -	31.714	21.011	52.725	82.47	0.913	17:53:26.819
6 -	31.638	20.984	52.622 (3)	82.63	0.810	17:54:19.441
7 -	30.878	20.934	51.812 (1)	83.93		17:55:11.253

P4 54 Adam JAMISON		Yamaha R6 - Team AJR				
IDEAL LAP TIME : 52.621		BEST LAP TIME : 52.655		DIFFERENCE : 0.034		
LAP	SECTOR 1	SECTOR 2	LAP TIME	MPH	DIFF	TIME OF DAY
1 -		21.444	58.238	74.66	5.583	17:49:55.250
2 -	31.543	21.112	52.655 (1)	82.58		17:50:47.905
3 -	31.572	21.276	52.848	82.28	0.193	17:51:40.753
4 -	31.705	21.403	53.108	81.88	0.453	17:52:33.861
5 -	31.748	21.098	52.846 (3)	82.28	0.191	17:53:26.707
6 -	31.523	21.275	52.798 (2)	82.36	0.143	17:54:19.505
7 -	31.647	21.299	52.946	82.13	0.291	17:55:12.451

P5 19 F400 Craig DANCE		Kawasaki ZX400 RR - 2 brothers scaffolding				
IDEAL LAP TIME : 52.855		BEST LAP TIME : 53.068		DIFFERENCE : 0.213		
LAP	SECTOR 1	SECTOR 2	LAP TIME	MPH	DIFF	TIME OF DAY
1 -		21.759	58.825	73.92	5.757	17:49:55.837
2 -	31.890	21.354	53.244	81.67	0.176	17:50:49.081
3 -	31.501	21.567	53.068 (1)	81.94		17:51:42.149
4 -	31.625	21.489	53.114 (2)	81.87	0.046	17:52:35.263
5 -	31.835	21.558	53.393	81.44	0.325	17:53:28.656
6 -	31.602	21.555	53.157 (3)	81.80	0.089	17:54:21.813
7 -	31.709	21.508	53.217	81.71	0.149	17:55:15.030

BMCRC-MRO Championships 2025 - Rnd 1 @ Brands Hatch Indy

Thunderbike Sport & Supertwins & Formula 400

RACE 19 - SECTOR ANALYSIS



SECTOR 1 = FL to I1, SECTOR 2 = I1 to FL, DIFF = Difference To Personal Best Lap, P = Crossed Finish Line in Pit Lane, D = Time Disallowed

P6 5 Logan STONE		Yamaha R6 -				
IDEAL LAP TIME : 52.438		BEST LAP TIME : 52.671		DIFFERENCE : 0.233		
LAP	SECTOR 1	SECTOR 2	LAP TIME	MPH	DIFF	TIME OF DAY
1 -		21.350	59.835	72.67	7.164	17:49:56.847
2 -	32.540	21.234	53.774	80.86	1.103	17:50:50.621
3 -	31.906	20.990	52.896 (2)	82.21	0.225	17:51:43.517
4 -	31.831	21.234	53.065	81.94	0.394	17:52:36.582
5 -	31.792	20.879	52.671 (1)	82.56		17:53:29.253
6 -	31.782	22.276	54.058	80.44	1.387	17:54:23.311
7 -	31.559	21.351	52.910 (3)	82.18	0.239	17:55:16.221

P7 48 Shaun WALLIS		Yamaha R6 (W) - MBC Despatch Racing				
IDEAL LAP TIME : 52.607		BEST LAP TIME : 52.607		DIFFERENCE : 0.000		
LAP	SECTOR 1	SECTOR 2	LAP TIME	MPH	DIFF	TIME OF DAY
1 -		21.503	59.171	73.49	6.564	17:49:56.183
2 -	31.828	21.172	53.000	82.04	0.393	17:50:49.183
3 -	31.639	21.242	52.881 (2)	82.23	0.274	17:51:42.064
4 -	31.475	21.132	52.607 (1)	82.66		17:52:34.671
5 -	32.197	21.269	53.466	81.33	0.859	17:53:28.137
6 -	32.803	22.711	55.514	78.33	2.907	17:54:23.651
7 -	31.626	21.310	52.936 (3)	82.14	0.329	17:55:16.587

P8 3 TWINS Oliver ARBON		Suzuki SV650 - TT Plumbing & Heating				
IDEAL LAP TIME : 52.510		BEST LAP TIME : 52.510		DIFFERENCE : 0.000		
LAP	SECTOR 1	SECTOR 2	LAP TIME	MPH	DIFF	TIME OF DAY
1 -		21.799	1:00.860	71.45	8.350	17:49:57.872
2 -	32.486	21.563	54.049	80.45	1.539	17:50:51.921
3 -	31.976	21.625	53.601 (3)	81.12	1.091	17:51:45.522
4 -	31.832	21.742	53.574 (2)	81.17	1.064	17:52:39.096
5 -	31.937	21.934	53.871	80.72	1.361	17:53:32.967
6 -	32.008	21.642	53.650	81.05	1.140	17:54:26.617
7 -	31.401	21.109	52.510 (1)	82.81		17:55:19.127

P9 97 TWINS Alex MANN		- EB1 Racing				
IDEAL LAP TIME : 52.832		BEST LAP TIME : 52.832		DIFFERENCE : 0.000		
LAP	SECTOR 1	SECTOR 2	LAP TIME	MPH	DIFF	TIME OF DAY
1 -		21.701	1:00.602	71.75	7.770	17:49:57.614
2 -	32.281	21.460	53.741	80.91	0.909	17:50:51.355
3 -	32.002	21.505	53.507 (2)	81.27	0.675	17:51:44.862
4 -	32.284	22.045	54.329	80.04	1.497	17:52:39.191
5 -	31.893	21.775	53.668	81.02	0.836	17:53:32.859
6 -	31.839	21.684	53.523 (3)	81.24	0.691	17:54:26.382
7 -	31.774	21.058	52.832 (1)	82.31		17:55:19.214

P10 151 Nick SMITH		Honda CBR600RR - Hi-Precision Engineering Ltd				
IDEAL LAP TIME : 53.373		BEST LAP TIME : 53.457		DIFFERENCE : 0.084		
LAP	SECTOR 1	SECTOR 2	LAP TIME	MPH	DIFF	TIME OF DAY
1 -		21.513	1:00.103	72.35	6.646	17:49:57.115
2 -	32.503	21.436	53.939 (3)	80.62	0.482	17:50:51.054
3 -	32.078	21.379	53.457 (1)	81.34		17:51:44.511
4 -	32.438	21.871	54.309	80.07	0.852	17:52:38.820
5 -	32.060	21.705	53.765 (2)	80.88	0.308	17:53:32.585
6 -	31.994	22.197	54.191	80.24	0.734	17:54:26.776
7 -	32.602	21.707	54.309	80.07	0.852	17:55:21.085

BMCRC-MRO Championships 2025 - Rnd 1 @ Brands Hatch Indy

Thunderbike Sport & Supertwins & Formula 400

RACE 19 - SECTOR ANALYSIS



SECTOR 1 = FL to I1, SECTOR 2 = I1 to FL, DIFF = Difference To Personal Best Lap, P = Crossed Finish Line in Pit Lane, D = Time Disallowed

P11 43 Adam CARSON		Honda CBR600 F3 - Allspeed exhausts, stinkwheels				
IDEAL LAP TIME : 53.320		BEST LAP TIME : 53.386		DIFFERENCE : 0.066		
LAP	SECTOR 1	SECTOR 2	LAP TIME	MPH	DIFF	TIME OF DAY
1 -		21.931	1:02.160	69.95	8.774	17:49:59.172
2 -	33.115	21.505	54.620	79.61	1.234	17:50:53.792
3 -	32.349	21.346	53.695 (3)	80.98	0.309	17:51:47.487
4 -	32.467	21.391	53.858	80.74	0.472	17:52:41.345
5 -	32.139	21.353	53.492 (2)	81.29	0.106	17:53:34.837
6 -	31.992	21.394	53.386 (1)	81.45		17:54:28.223
7 -	32.786	21.328	54.114	80.36	0.728	17:55:22.337

P12 76 F400 Luca WILKINSON		Kawasaki ZX4RR - Speedy Freight - NW Racing				
IDEAL LAP TIME : 53.480		BEST LAP TIME : 53.509		DIFFERENCE : 0.029		
LAP	SECTOR 1	SECTOR 2	LAP TIME	MPH	DIFF	TIME OF DAY
1 -		22.173	1:01.534	70.66	8.025	17:49:58.546
2 -	32.225	22.020	54.245	80.16	0.736	17:50:52.791
3 -	31.911	22.101	54.012	80.51	0.503	17:51:46.803
4 -	31.868	22.120	53.988 (3)	80.54	0.479	17:52:40.791
5 -	32.123	22.030	54.153	80.30	0.644	17:53:34.944
6 -	32.250	21.731	53.981 (2)	80.55	0.472	17:54:28.925
7 -	31.749	21.760	53.509 (1)	81.26		17:55:22.434

P13 8 Leigh SMITH		Yamaha R6 - Smiths Mechanical Support Ltd, Lamonde Automa				
IDEAL LAP TIME : 55.104		BEST LAP TIME : 55.104		DIFFERENCE : 0.000		
LAP	SECTOR 1	SECTOR 2	LAP TIME	MPH	DIFF	TIME OF DAY
1 -		22.234	1:02.749	69.30	7.645	17:49:59.761
2 -	33.783	22.085	55.868 (3)	77.83	0.764	17:50:55.629
3 -	33.918	23.010	56.928	76.38	1.824	17:51:52.557
4 -	33.651	21.923	55.574 (2)	78.24	0.470	17:52:48.131
5 -	34.049	22.184	56.233	77.33	1.129	17:53:44.364
6 -	33.216	21.888	55.104 (1)	78.91		17:54:39.468
7 -	33.761	22.542	56.303	77.23	1.199	17:55:35.771

P14 2 TWINS James SEATH		Aprilia RS660 - Ovenden Earthmoving				
IDEAL LAP TIME : 54.642		BEST LAP TIME : 54.658		DIFFERENCE : 0.016		
LAP	SECTOR 1	SECTOR 2	LAP TIME	MPH	DIFF	TIME OF DAY
1 -		22.577	1:05.178	66.71	10.520	17:50:02.190
2 -	34.615	22.139	56.754	76.62	2.096	17:50:58.944
3 -	33.833	22.158	55.991	77.66	1.333	17:51:54.935
4 -	33.637	21.738	55.375 (3)	78.53	0.717	17:52:50.310
5 -	33.424	21.750	55.174 (2)	78.81	0.516	17:53:45.484
6 -	32.904	21.754	54.658 (1)	79.56		17:54:40.142
7 -	33.999	22.315	56.314	77.22	1.656	17:55:36.456

P15 81 TWINS Malvern MAY		Aprilia RS660 - IMP racing				
IDEAL LAP TIME : 55.005		BEST LAP TIME : 55.034		DIFFERENCE : 0.029		
LAP	SECTOR 1	SECTOR 2	LAP TIME	MPH	DIFF	TIME OF DAY
1 -		22.525	1:03.427	68.56	8.393	17:50:00.439
2 -	32.858	22.222	55.080 (2)	78.95	0.046	17:50:55.519
3 -	32.783	22.251	55.034 (1)	79.01		17:51:50.553
4 -	33.051	22.506	55.557 (3)	78.27	0.523	17:52:46.110
5 -	33.953	22.846	56.799	76.56	1.765	17:53:42.909
6 -	33.704	23.141	56.845	76.49	1.811	17:54:39.754
7 -	34.081	22.757	56.838	76.50	1.804	17:55:36.592

BMCRC-MRO Championships 2025 - Rnd 1 @ Brands Hatch Indy

Thunderbike Sport & Supertwins & Formula 400

RACE 19 - SECTOR ANALYSIS



SECTOR 1 = FL to I1, SECTOR 2 = I1 to FL, DIFF = Difference To Personal Best Lap, P = Crossed Finish Line in Pit Lane, D = Time Disallowed

P16		26 F400		Damian LEE		Yamaha TZR250 - Leed Autos	
IDEAL LAP TIME : 55.085		BEST LAP TIME : 55.094		DIFFERENCE : 0.009			
LAP	SECTOR 1	SECTOR 2	LAP TIME	MPH	DIFF	TIME OF DAY	
1 -		23.022	1:04.326	67.60	9.232	17:50:01.338	
2 -	33.931	22.833	56.764	76.60	1.670	17:50:58.102	
3 -	33.367	22.694	56.061	77.56	0.967	17:51:54.163	
4 -	32.878	22.216	55.094 (1)	78.93		17:52:49.257	
5 -	33.250	22.746	55.996 (3)	77.65	0.902	17:53:45.253	
6 -	32.869	22.524	55.393 (2)	78.50	0.299	17:54:40.646	
7 -	33.292	22.924	56.216	77.35	1.122	17:55:36.862	

P17		79 F400		Sean CRONE		- BD RACING	
IDEAL LAP TIME : 55.229		BEST LAP TIME : 55.437		DIFFERENCE : 0.208			
LAP	SECTOR 1	SECTOR 2	LAP TIME	MPH	DIFF	TIME OF DAY	
1 -		22.943	1:04.525	67.39	9.088	17:50:01.537	
2 -	34.206	22.611	56.817	76.53	1.380	17:50:58.354	
3 -	33.940	22.497	56.437	77.05	1.000	17:51:54.791	
4 -	33.223	22.214	55.437 (1)	78.44		17:52:50.228	
5 -	33.230	22.269	55.499 (3)	78.35	0.062	17:53:45.727	
6 -	33.278	22.187	55.465 (2)	78.40	0.028	17:54:41.192	
7 -	33.042	22.776	55.818	77.90	0.381	17:55:37.010	

P18		73 F400		Ollie SIMS		Kawasaki NINJA 400 - Motorbodies Weston ltd	
IDEAL LAP TIME : 55.535		BEST LAP TIME : 55.603		DIFFERENCE : 0.068			
LAP	SECTOR 1	SECTOR 2	LAP TIME	MPH	DIFF	TIME OF DAY	
1 -		22.918	1:03.897	68.05	8.294	17:50:00.909	
2 -	34.155	22.668	56.823	76.52	1.220	17:50:57.732	
3 -	34.682	22.587	57.269	75.93	1.666	17:51:55.001	
4 -	33.831	22.427	56.258	77.29	0.655	17:52:51.259	
5 -	33.718	22.250	55.968 (3)	77.69	0.365	17:53:47.227	
6 -	33.465	22.500	55.965 (2)	77.70	0.362	17:54:43.192	
7 -	33.285	22.318	55.603 (1)	78.20		17:55:38.795	

P19		137		Colin McPHERSON		Yamaha R6 -	
IDEAL LAP TIME : 56.814		BEST LAP TIME : 56.943		DIFFERENCE : 0.129			
LAP	SECTOR 1	SECTOR 2	LAP TIME	MPH	DIFF	TIME OF DAY	
1 -		22.837	1:05.110	66.78	8.167	17:50:02.122	
2 -	34.407	22.536	56.943 (1)	76.36		17:50:59.065	
3 -	34.554	22.580	57.134	76.11	0.191	17:51:56.199	
4 -	34.334	22.649	56.983 (2)	76.31	0.040	17:52:53.182	
5 -	34.278	22.728	57.006 (3)	76.28	0.063	17:53:50.188	
6 -	34.347	22.924	57.271	75.93	0.328	17:54:47.459	
7 -	34.470	22.962	57.432	75.71	0.489	17:55:44.891	

P20		75		Stewart MAY		Kawasaki ZX6R - Joe's taxidermy you snuff em we stuff em	
IDEAL LAP TIME : 56.031		BEST LAP TIME : 56.031		DIFFERENCE : 0.000			
LAP	SECTOR 1	SECTOR 2	LAP TIME	MPH	DIFF	TIME OF DAY	
1 -		23.300	1:07.842	64.09	11.811	17:50:04.854	
2 -	35.279	23.719	58.998	73.70	2.967	17:51:03.852	
3 -	36.342	23.083	59.425	73.17	3.394	17:52:03.277	
4 -	34.934	22.297	57.231	75.98	1.200	17:53:00.508	
5 -	34.471	22.315	56.786 (3)	76.57	0.755	17:53:57.294	
6 -	34.164	22.494	56.658 (2)	76.75	0.627	17:54:53.952	
7 -	33.784	22.247	56.031 (1)	77.61		17:55:49.983	

BMCRC-MRO Championships 2025 - Rnd 1 @ Brands Hatch Indy

Thunderbike Sport & Supertwins & Formula 400

RACE 19 - SECTOR ANALYSIS



SECTOR 1 = FL to I1, SECTOR 2 = I1 to FL, DIFF = Difference To Personal Best Lap, P = Crossed Finish Line in Pit Lane, D = Time Disallowed

P21 88		Florentin Valentin STANCIU		Honda 600F -		
IDEAL LAP TIME : 55.556		BEST LAP TIME : 55.724		DIFFERENCE : 0.168		
LAP	SECTOR 1	SECTOR 2	LAP TIME	MPH	DIFF	TIME OF DAY
1 -		23.418	1:08.415	63.56	12.691	17:50:05.427
2 -	34.830	23.885	58.715	74.06	2.991	17:51:04.142
3 -	36.704	23.558	1:00.262	72.16	4.538	17:52:04.404
4 -	34.436	22.218	56.654 (3)	76.75	0.930	17:53:01.058
5 -	34.854	22.970	57.824	75.20	2.100	17:53:58.882
6 -	33.700	22.024	55.724 (1)	78.03		17:54:54.606
7 -	33.532	22.216	55.748 (2)	78.00	0.024	17:55:50.354

P22 115 F400		Jake DONKERSLEY		Kawasaki ZX4RR -		
IDEAL LAP TIME : 56.196		BEST LAP TIME : 56.196		DIFFERENCE : 0.000		
LAP	SECTOR 1	SECTOR 2	LAP TIME	MPH	DIFF	TIME OF DAY
1 -		23.135	1:07.206	64.70	11.010	17:50:04.218
2 -	35.516	23.753	59.269	73.37	3.073	17:51:03.487
3 -	35.390	23.210	58.600	74.20	2.404	17:52:02.087
4 -	35.355	22.985	58.340	74.53	2.144	17:53:00.427
5 -	34.636	23.030	57.666 (3)	75.41	1.470	17:53:58.093
6 -	33.960	22.777	56.737 (2)	76.64	0.541	17:54:54.830
7 -	33.780	22.416	56.196 (1)	77.38		17:55:51.026

P23 55		Magnus MANSON-CHUBB		Suzuki SV650 -		
IDEAL LAP TIME : 56.882		BEST LAP TIME : 57.073		DIFFERENCE : 0.191		
LAP	SECTOR 1	SECTOR 2	LAP TIME	MPH	DIFF	TIME OF DAY
1 -		23.646	1:07.907	64.03	10.834	17:50:04.919
2 -	35.040	23.799	58.839	73.90	1.766	17:51:03.758
3 -	36.128	23.685	59.813	72.70	2.740	17:52:03.571
4 -	34.412	22.702	57.114 (3)	76.13	0.041	17:53:00.685
5 -	34.800	22.962	57.762	75.28	0.689	17:53:58.447
6 -	34.335	22.738	57.073 (1)	76.19		17:54:55.520
7 -	34.180	22.909	57.089 (2)	76.17	0.016	17:55:52.609

P24 6		Greg PYMM		Suzuki GSXR600 - Precision Installations, CMR, Grim Fabricatic		
IDEAL LAP TIME : 56.848		BEST LAP TIME : 57.319		DIFFERENCE : 0.471		
LAP	SECTOR 1	SECTOR 2	LAP TIME	MPH	DIFF	TIME OF DAY
1 -		24.226	1:09.761	62.33	12.442	17:50:06.773
2 -			57.810 (3)	75.22	0.491	17:51:04.583
3 -	36.006	22.918	58.924	73.80	1.605	17:52:03.507
4 -	34.948	22.371	57.319 (1)	75.86		17:53:00.826
5 -			57.970	75.01	0.651	17:53:58.796
6 -	35.518	23.065	58.583	74.22	1.264	17:54:57.379
7 -	34.477	23.220	57.697 (2)	75.36	0.378	17:55:55.076

P25 123 F400		Mark GALLAGHER		Honda RVF 400 -		
IDEAL LAP TIME : 57.404		BEST LAP TIME : 57.557		DIFFERENCE : 0.153		
LAP	SECTOR 1	SECTOR 2	LAP TIME	MPH	DIFF	TIME OF DAY
1 -		23.438	1:07.735	64.19	10.178	17:50:04.747
2 -	35.129	23.945	59.074	73.61	1.517	17:51:03.821
3 -	35.999	23.381	59.380	73.23	1.823	17:52:03.201
4 -	34.422	23.135	57.557 (1)	75.55		17:53:00.758
5 -	35.059	23.087	58.146 (3)	74.78	0.589	17:53:58.904
6 -	35.474	22.982	58.456	74.39	0.899	17:54:57.360
7 -	34.486	23.349	57.835 (2)	75.18	0.278	17:55:55.195

BMCRC-MRO Championships 2025 - Rnd 1 @ Brands Hatch Indy

Thunderbike Sport & Supertwins & Formula 400

RACE 19 - SECTOR ANALYSIS



SECTOR 1 = FL to I1, SECTOR 2 = I1 to FL, DIFF = Difference To Personal Best Lap, P = Crossed Finish Line in Pit Lane, D = Time Disallowed

P26 50 TWINS Alex TUFNALL			Suzuki SV650 -			
IDEAL LAP TIME : 57.322		BEST LAP TIME : 57.350		DIFFERENCE : 0.028		
LAP	SECTOR 1	SECTOR 2	LAP TIME	MPH	DIFF	TIME OF DAY
1 -		23.364	1:06.604	65.28	9.254	17:50:03.616
2 -	35.945	23.702	59.647	72.90	2.297	17:51:03.263
3 -	36.339	23.706	1:00.045	72.42	2.695	17:52:03.308
4 -	36.204	23.011	59.215	73.43	1.865	17:53:02.523
5 -	35.765	23.037	58.802 (3)	73.95	1.452	17:54:01.325
6 -	34.487	22.863	57.350 (1)	75.82		17:54:58.675
7 -	34.532	22.835	57.367 (2)	75.80	0.017	17:55:56.042

P27 77 Joe WHITE			Suzuki GSXR 600 MAIN - The Race Shack /Just In Graphics			
IDEAL LAP TIME : 58.280		BEST LAP TIME : 58.280		DIFFERENCE : 0.000		
LAP	SECTOR 1	SECTOR 2	LAP TIME	MPH	DIFF	TIME OF DAY
1 -		23.927	1:08.735	63.26	10.455	17:50:05.747
2 -	35.320	23.666	58.986	73.72	0.706	17:51:04.733
3 -	36.918	23.878	1:00.796	71.52	2.516	17:52:05.529
4 -	35.024	23.655	58.679 (3)	74.10	0.399	17:53:04.208
5 -	34.667	23.613	58.280 (1)	74.61		17:54:02.488
6 -	34.812	23.700	58.512 (2)	74.31	0.232	17:55:01.000

P28 65 Ian SOILLEUX			Honda CBR600 - BDRacing			
IDEAL LAP TIME : 58.610		BEST LAP TIME : 58.620		DIFFERENCE : 0.010		
LAP	SECTOR 1	SECTOR 2	LAP TIME	MPH	DIFF	TIME OF DAY
1 -		25.020	1:11.323	60.96	12.703	17:50:08.335
2 -	35.872	23.033	58.905 (2)	73.82	0.285	17:51:07.240
3 -	35.886	23.182	59.068	73.62	0.448	17:52:06.308
4 -	35.920	23.091	59.011 (3)	73.69	0.391	17:53:05.319
5 -	35.577	23.043	58.620 (1)	74.18		17:54:03.939
6 -	35.737	23.364	59.101	73.57	0.481	17:55:03.040

P29 69 Terry SMITH			Yamaha R6 - IMP Racing			
IDEAL LAP TIME : 57.850		BEST LAP TIME : 57.850		DIFFERENCE : 0.000		
LAP	SECTOR 1	SECTOR 2	LAP TIME	MPH	DIFF	TIME OF DAY
1 -		25.474	1:12.189	60.23	14.339	17:50:09.201
2 -	36.151	22.921	59.072	73.61	1.222	17:51:08.273
3 -	36.401	23.366	59.767	72.75	1.917	17:52:08.040
4 -	35.071	22.779	57.850 (1)	75.17		17:53:05.890
5 -	35.136	23.210	58.346 (2)	74.53	0.496	17:54:04.236
6 -	35.839	23.020	58.859 (3)	73.88	1.009	17:55:03.095

P30 402 Kaine FARR			- The Elms B&B Snetterton			
IDEAL LAP TIME : 57.936		BEST LAP TIME : 58.656		DIFFERENCE : 0.720		
LAP	SECTOR 1	SECTOR 2	LAP TIME	MPH	DIFF	TIME OF DAY
1 -			1:11.245	61.03	12.589	17:50:08.257
2 -	36.556	23.255	59.811	72.70	1.155	17:51:08.068
3 -	36.274	23.409	59.683	72.86	1.027	17:52:07.751
4 -	36.062	22.947	59.009 (3)	73.69	0.353	17:53:06.760
5 -	35.329	23.327	58.656 (1)	74.13		17:54:05.416
6 -	34.989	23.718	58.707 (2)	74.07	0.051	17:55:04.123

BMCRC-MRO Championships 2025 - Rnd 1 @ Brands Hatch Indy

Thunderbike Sport & Supertwins & Formula 400

RACE 19 - SECTOR ANALYSIS



SECTOR 1 = FL to I1, SECTOR 2 = I1 to FL, DIFF = Difference To Personal Best Lap, P = Crossed Finish Line in Pit Lane, D = Time Disallowed

P31 333		Andrew HOUGHTON		Husqvarna FS450 - Techoir			
IDEAL LAP TIME : 58.437		BEST LAP TIME : 58.437		DIFFERENCE : 0.000			
LAP	SECTOR 1	SECTOR 2	LAP TIME	MPH	DIFF	TIME OF DAY	
1 -		24.890	1:10.423	61.74	11.986	17:50:07.435	
2 -	34.904	23.533	58.437 (1)	74.41		17:51:05.872	
3 -	35.366	24.329	59.695	72.84	1.258	17:52:05.567	
4 -	35.371	24.170	59.541 (3)	73.03	1.104	17:53:05.108	
5 -	35.171	24.019	59.190 (2)	73.46	0.753	17:54:04.298	
6 -	36.015	24.292	1:00.307	72.10	1.870	17:55:04.605	

P32 35 TWINS		Stuart THURTLÉ		Aprilia RS660 - TeamTortoise Racing			
IDEAL LAP TIME : 58.657		BEST LAP TIME : 58.657		DIFFERENCE : 0.000			
LAP	SECTOR 1	SECTOR 2	LAP TIME	MPH	DIFF	TIME OF DAY	
1 -		25.404	1:12.515	59.96	13.858	17:50:09.527	
2 -	37.077	23.525	1:00.602	71.75	1.945	17:51:10.129	
3 -	36.430	23.774	1:00.204	72.23	1.547	17:52:10.333	
4 -	36.560	23.129	59.689 (3)	72.85	1.032	17:53:10.022	
5 -	35.903	23.207	59.110 (2)	73.56	0.453	17:54:09.132	
6 -	35.708	22.949	58.657 (1)	74.13		17:55:07.789	

P33 30		David LUFF		Suzuki SV 650 - ATP & Sarah O'Neill			
IDEAL LAP TIME : 59.507		BEST LAP TIME : 59.507		DIFFERENCE : 0.000			
LAP	SECTOR 1	SECTOR 2	LAP TIME	MPH	DIFF	TIME OF DAY	
1 -		25.701	1:12.311	60.13	12.804	17:50:09.323	
2 -	36.347	24.557	1:00.904	71.40	1.397	17:51:10.227	
3 -	37.025	24.071	1:01.096	71.17	1.589	17:52:11.323	
4 -	36.338	24.188	1:00.526 (3)	71.84	1.019	17:53:11.849	
5 -	36.312	24.002	1:00.314 (2)	72.09	0.807	17:54:12.163	
6 -	35.732	23.775	59.507 (1)	73.07		17:55:11.670	

P34 40 F400		Archie ORMROD		Kawasaki NINJA400 - Prestige Flooring			
IDEAL LAP TIME : 1:00.324		BEST LAP TIME : 1:00.327		DIFFERENCE : 0.003			
LAP	SECTOR 1	SECTOR 2	LAP TIME	MPH	DIFF	TIME OF DAY	
1 -		25.406	1:12.035	60.36	11.708	17:50:09.047	
2 -	36.608	24.287	1:00.895	71.41	0.568	17:51:09.942	
3 -	36.302	24.203	1:00.505 (2)	71.87	0.178	17:52:10.447	
4 -	36.744	24.070	1:00.814 (3)	71.50	0.487	17:53:11.261	
5 -	36.305	24.022	1:00.327 (1)	72.08		17:54:11.588	
6 -	36.375	24.908	1:01.283	70.95	0.956	17:55:12.871	

P35 251		Craig FERRIS		Suzuki SV650 K6 - IMP Racing, Kelvedon Dog Training			
IDEAL LAP TIME : 1:02.423		BEST LAP TIME : 1:02.849		DIFFERENCE : 0.426			
LAP	SECTOR 1	SECTOR 2	LAP TIME	MPH	DIFF	TIME OF DAY	
1 -		26.018	1:13.635	59.05	10.786	17:50:10.647	
2 -	38.280	24.816	1:03.096 (2)	68.92	0.247	17:51:13.743	
3 -	38.320	25.292	1:03.612 (3)	68.36	0.763	17:52:17.355	
4 -	38.428	26.123	1:04.551	67.36	1.702	17:53:21.906	
5 -	38.968	26.045	1:05.013	66.88	2.164	17:54:26.919	
6 -	37.607	25.242	1:02.849 (1)	69.19		17:55:29.768	

P36 53		Peter HAMMOND		Suzuki SRAD -			
IDEAL LAP TIME : 1:02.607		BEST LAP TIME : 1:02.607		DIFFERENCE : 0.000			
LAP	SECTOR 1	SECTOR 2	LAP TIME	MPH	DIFF	TIME OF DAY	
1 -		25.500	1:13.590	59.09	10.983	17:50:10.602	
2 -	37.699	24.908	1:02.607 (1)	69.45		17:51:13.209	
3 -	38.276	25.140	1:03.416 (2)	68.57	0.809	17:52:16.625	
4 -	38.803	25.738	1:04.541	67.37	1.934	17:53:21.166	
5 -	39.000	25.748	1:04.748	67.16	2.141	17:54:25.914	
6 -	38.984	25.230	1:04.214 (3)	67.72	1.607	17:55:30.128	

BMCRC-MRO Championships 2025 - Rnd 1 @ Brands Hatch Indy

Thunderbike Sport & Supertwins & Formula 400

RACE 19 - SECTOR ANALYSIS



SECTOR 1 = FL to I1, SECTOR 2 = I1 to FL, DIFF = Difference To Personal Best Lap, P = Crossed Finish Line in Pit Lane, D = Time Disallowed

P37 95 F400 Greg MARSHALL		Kawasaki NINJA 400 - EBCBrakes, Redline, Cobb & Jagger				
IDEAL LAP TIME : 57.167		BEST LAP TIME : 57.167		DIFFERENCE : 0.000		
LAP	SECTOR 1	SECTOR 2	LAP TIME	MPH	DIFF	TIME OF DAY
1 -		IN PIT	2:01.079 P	35.91	1:03.912	17:50:58.091
2 -	OUTLAP	25.197	1:08.933	63.08	11.766	17:52:07.024
3 -	37.961	24.177	1:02.138 (3)	69.98	4.971	17:53:09.162
4 -	36.183	23.094	59.277 (2)	73.36	2.110	17:54:08.439
5 -	34.490	22.677	57.167 (1)	76.06		17:55:05.606

P38 27 TWINS Ben BROWN		Yamaha R7 - Hunts Motorcycles				
IDEAL LAP TIME : 54.958		BEST LAP TIME : 54.978		DIFFERENCE : 0.020		
LAP	SECTOR 1	SECTOR 2	LAP TIME	MPH	DIFF	TIME OF DAY
1 -		21.933	1:01.688	70.49	6.710	17:49:58.700
2 -	33.025	21.953	54.978 (1)	79.09		17:50:53.678

BMCRC-MRO Championships 2025 - Rnd 1 @ Brands Hatch Indy

Thunderbike Sport & Supertwins & Formula 400

RACE 19 - BEST SECTORS

POS	SECTOR 1		SECTOR 2		IDEAL / BEST COMPARISON						
	NO	TIME	NO	TIME	POS	NO	NAME	IDEAL	BEST	DIFF	
								PERFECT LAP	50.101		
1	47	29.893	47	20.208	1	47	SEABRIGHT	50.101	50.159	0.058	
2	56	30.878	5	20.879	2	56	MUIR	51.810	51.812	0.002	
3	711	31.127	56	20.932	3	711	HARDY	52.299	52.299	0.000	
4	3	31.401	97	21.058	4	5	STONE	52.438	52.671	0.233	
5	48	31.475	54	21.098	5	3	ARBON	52.510	52.510	0.000	
6	19	31.501	3	21.109	6	48	WALLIS	52.607	52.607	0.000	
7	54	31.523	48	21.132	7	54	JAMISON	52.621	52.655	0.034	
8	5	31.559	711	21.172	8	97	MANN	52.832	52.832	0.000	
9	76	31.749	43	21.328	9	19	DANCE	52.855	53.068	0.213	
10	97	31.774	19	21.354	10	43	CARSON	53.320	53.386	0.066	
11	43	31.992	151	21.379	11	151	SMITH	53.373	53.457	0.084	
12	151	31.994	76	21.731	12	76	WILKINSON	53.480	53.509	0.029	
13	81	32.783	2	21.738	13	2	SEATH	54.642	54.658	0.016	
14	26	32.869	8	21.888	14	27	BROWN	54.958	54.978	0.020	
15	2	32.904	27	21.933	15	81	MAY	55.005	55.034	0.029	
16	27	33.025	88	22.024	16	26	LEE	55.085	55.094	0.009	
17	79	33.042	79	22.187	17	8	SMITH	55.104	55.104	0.000	
18	8	33.216	26	22.216	18	79	CRONE	55.229	55.437	0.208	
19	73	33.285	81	22.222	19	73	SIMS	55.535	55.603	0.068	
20	88	33.532	75	22.247	20	88	STANCIU	55.556	55.724	0.168	
21	115	33.780	73	22.250	21	75	MAY	56.031	56.031	0.000	
22	75	33.784	6	22.371	22	115	DONKERSLEY	56.196	56.196	0.000	
23	55	34.180	115	22.416	23	137	McPHERSON	56.814	56.943	0.129	
24	137	34.278	137	22.536	24	6	PYMM	56.848	57.319	0.471	
25	123	34.422	95	22.677	25	55	MANSON-CHUBB	56.882	57.073	0.191	
26	6	34.477	55	22.702	26	95	MARSHALL	57.167	57.167	0.000	
27	50	34.487	69	22.779	27	50	TUFNALL	57.322	57.350	0.028	
28	95	34.490	50	22.835	28	123	GALLAGHER	57.404	57.557	0.153	
29	77	34.667	402	22.947	29	69	SMITH	57.850	57.850	0.000	
30	333	34.904	35	22.949	30	402	FARR	57.936	58.656	0.720	
31	402	34.989	123	22.982	31	77	WHITE	58.280	58.280	0.000	
32	69	35.071	65	23.033	32	333	HOUGHTON	58.437	58.437	0.000	
33	65	35.577	333	23.533	33	65	SOILLEUX	58.610	58.620	0.010	
34	35	35.708	77	23.613	34	35	THURTLÉ	58.657	58.657	0.000	
35	30	35.732	30	23.775	35	30	LUFF	59.507	59.507	0.000	
36	40	36.302	40	24.022	36	40	ORMROD	1:00.324	1:00.327	0.003	
37	251	37.607	251	24.816	37	251	FERRIS	1:02.423	1:02.849	0.426	
38	53	37.699	53	24.908	38	53	HAMMOND	1:02.607	1:02.607	0.000	

BMCRC-MRO Championships 2025 - Rnd 1 @ Brands Hatch Indy

Thunderbike Sport & Supertwins & Formula 400

RACE 19 - STATISTICS

Competitors Started 38
Planned Start 2025-03-15 @ 18:00:00.000
Actual Start 2025-03-15 @ 17:48:57.011
Finish Time 2025-03-15 @ 17:54:58.848
Track Length 1.2079mi.
Total Laps 249
Total Distance Covered 300.7784mi.

Session Fastest Lap History

NO	CL	NAME	LAP TIME	TIME OF DAY	LAP	VEHICLE
47	TWINS	Fenton SEABRIGHT	50.746	17:50:43.326	2	Aprilia RS 660
47	TWINS	Fenton SEABRIGHT	50.159	17:51:33.487	3	Aprilia RS 660

Session Leader History

NO	CL	NAME	FROM LAP	LAPS LED	DISTANCE	VEHICLE
47	TWINS	Fenton SEABRIGHT	1	7	8.45 miles	Aprilia RS 660

Flag History

TYPE	TIME OF DAY
GREEN	17:48:57.011
FINISH	17:54:58.848

Flag Statistics

TYPE	COUNT	TOTAL LAPS	TOTAL TIME
Green	1	7	11:27.486
Red	0	0	0.000
Safety Car	0	0	0.000
FCY	0	0	0.000

BMCRC-MRO Championships 2025 - Rnd 1 @ Brands Hatch Indy

Thunderbike Sport & Supertwins & Formula 400

RACE 19 - STATISTICS

CLASS :

20 Starters

Fastest Lap History

NO	NAME	LAP TIME	TIME OF DAY	LAP	VEHICLE
54	Adam JAMISON	52.655	17:50:47.912	2	Yamaha R6
56	Jack MUIR	52.554	17:51:40.901	3	Suzuki GSXR 600
56	Jack MUIR	51.812	17:55:11.265	7	Suzuki GSXR 600

Leader History

NO	NAME	FROM LAP	LAPS LED	DISTANCE	VEHICLE
54	Adam JAMISON	1	5	6.03 miles	Yamaha R6
56	Jack MUIR	6	2	2.41 miles	Suzuki GSXR 600

BMCRC-MRO Championships 2025 - Rnd 1 @ Brands Hatch Indy

Thunderbike Sport & Supertwins & Formula 400

RACE 19 - STATISTICS

CLASS : TWINS

9 Starters

Fastest Lap History

NO	NAME	LAP TIME	TIME OF DAY	LAP	VEHICLE
47	Fenton SEABRIGHT	50.746	17:50:43.326	2	Aprilia RS 660
47	Fenton SEABRIGHT	50.159	17:51:33.487	3	Aprilia RS 660

Leader History

NO	NAME	FROM LAP	LAPS LED	DISTANCE	VEHICLE
47	Fenton SEABRIGHT	1	7	8.45 miles	Aprilia RS 660

BMCRC-MRO Championships 2025 - Rnd 1 @ Brands Hatch Indy

Thunderbike Sport & Supertwins & Formula 400

RACE 19 - STATISTICS

CLASS : F400

9 Starters

Fastest Lap History

NO	NAME	LAP TIME	TIME OF DAY	LAP	VEHICLE
19	Craig DANCE	53.244	17:50:49.117	2	Kawasaki ZX400 RR
19	Craig DANCE	53.068	17:51:42.184	3	Kawasaki ZX400 RR

Leader History

NO	NAME	FROM LAP	LAPS LED	DISTANCE	VEHICLE
19	Craig DANCE	1	7	8.45 miles	Kawasaki ZX400 RR



BMCR-MRO Thunderbike Supertwins & Formula 400 2025 - Rnd 1 @ Brands Hatch Indy

Thunderbike Sport & Supertwins & Formula 400

RACE 10 - GRID (12 Laps)

ROW 13	39	141	Jack ANDREWS	1:02.849	38	251	Craig FERRIS	1:02.607	37	53	Peter HAMMOND
ROW 12	36	40	Archie ORMROD	1:00.327	35	30	David LUFF	59.507	34	35	Stuart THURTL
ROW 11	33	402	Kaine FARR	58.656	32	65	Ian SOILLEUX	58.620	31	333	Andrew HOUGHTON
ROW 10	30	77	Joe WHITE	58.280	29	69	Terry SMITH	57.850	28	123	Mark GALLAGHER
ROW 9	27	50	Alex TUFNALL	57.350	26	6	Greg PYMM	57.319	25	95	Greg MARSHALL
ROW 8	24	55	Magnus MANSON-CHUBB	57.073	23	137	Colin McPHERSON	56.943	22	115	Jake DONKERSLEY
ROW 7	21	75	Stewart MAY	56.031	20	88	Florentin Valentin STANCIU	55.724	19	73	Ollie SIMS
ROW 6	18	79	Sean CRONE	55.437	17	8	Leigh SMITH	55.104	16	26	Damian LEE
ROW 5	15	81	Malvern MAY	55.034	14	27	Ben BROWN	54.978	13	2	James SEATH
ROW 4	12	76	Luca WILKINSON	53.509	11	151	Nick SMITH	53.457	10	43	Adam CARSON
ROW 3	9	19	Craig DANCE	53.068	8	97	Alex MANN	52.832	7	5	Logan STONE
ROW 2	6	54	Adam JAMISON	52.655	5	48	Shaun WALLIS	52.607	4	3	Oliver ARBON
ROW 1	3	711	Maximus HARDY	52.299	2	56	Jack MUIR	51.812	1	47	Fenton SEABRIGHT
Pole											

These results are provisional until the conclusion of any judicial and technical matters.


Brands Hatch Indy: 1.2079 miles

Clerk Of Course:	Timekeeper:	<i>Craig Smith</i>	
------------------	-------------	--------------------	--

Results can be found at www.tsl-timing.com

Printed - 18:04 Saturday, 15 March 2025





BMCR-MRO Championships 2025 - Rnd 1 @ Brands Hatch Indy

Thunderbike Sport & Supertwins & Formula 400

RACE 10 - CLASSIFICATION

Race Distance: 12 Laps / 14.49 miles

POS	NO	CL	PIC	NAME	ENTRY	LAPS	TIME	GAP	DIFF	MPH	BEST	ON	GRD	↑↓
1	47	TWINS	1	Fenton SEABRIGHT	Aprilia RS 660 - Fhs racing	12	10:06.182			86.08	49.372	12	1	0
2	711	TWINS	2	Maximus HARDY	Triumph 660 - DAD	12	10:29.763	23.581	23.581	82.86	51.160	10	3	1
3	48		1	Shaun WALLIS	Yamaha R6 (W) - MBC Despatch Racing	12	10:31.757	25.575	1.994	82.60	51.584	11	5	2
4	3	TWINS	3	Oliver ARBON	Suzuki SV650 - TT Plumbing & Heating	12	10:43.693	37.511	11.936	81.06	51.865	9	4	0
5	97	TWINS	4	Alex MANN	- EB1 Racing	12	10:43.766	37.584	0.073	81.05	52.480	6	8	3
6	76	F400	1	Luca WILKINSON	Kawasaki ZX4RR - Speedy Freight - NW Racing	12	10:43.785	37.603	0.019	81.05	52.752	9	12	6
7	19	F400	2	Craig DANCE	Kawasaki ZX400 RR - 2 brothers scaffolding	12	10:44.836	38.654	1.051	80.92	52.470	12	9	2
8	5		2	Logan STONE	Yamaha R6 -	12	10:48.587	42.405	3.751	80.45	52.353	3	7	-1
9	43		3	Adam CARSON	Honda CBR600 F3 - Allspeed exhausts, stinkwheels	12	10:49.485	43.303	0.898	80.34	52.497	10	10	1
10	151		4	Nick SMITH	Honda CBR600RR - Hi-Precision Engineering Ltd	12	10:51.453	45.271	1.968	80.10	53.140	9	11	1
11	81	TWINS	5	Malvern MAY	Aprilia RS660 - IMP racing	12	10:52.076	45.894	0.623	80.02	53.129	4	15	4
12	2	TWINS	6	James SEATH	Aprilia RS660 - Ovenden Earthmoving	12	10:54.978	48.796	2.902	79.67	53.045	11	13	1
13	77		5	Joe WHITE	Suzuki GSXR 600 MAIN - The Race Shack /Just In Graphics	11	10:10.074	1 Lap	1 Lap	78.40	53.870	7	30	17
14	73	F400	3	Ollie SIMS	Kawasaki NINJA 400 - Motorbodies Weston Ltd	11	10:11.724	1 Lap	1.650	78.19	53.894	6	19	5
15	115	F400	4	Jake DONKERSLEY	Kawasaki ZX4RR -	11	10:12.179	1 Lap	0.455	78.13	54.210	3	22	7
16	79	F400	5	Sean CRONE	- BD RACING	11	10:13.779	1 Lap	1.600	77.93	54.506	9	18	2
17	26	F400	6	Damian LEE	Yamaha TZR250 - Leed Autos	11	10:16.449	1 Lap	2.670	77.59	54.794	11	16	-1
18	141	TWINS	7	Jack ANDREWS	Yamaha R7 - B1 Barbers and power tool hub	11	10:19.354	1 Lap	2.905	77.23	54.423	8	39	21
19	8		6	Leigh SMITH	Yamaha R6 - Smiths Mechanical Support Ltd, Lamonde Autr	11	10:25.292	1 Lap	5.938	76.49	54.282	10	17	-2
20	50	TWINS	8	Alex TUFNALL	Suzuki SV650 -	11	10:25.361	1 Lap	0.069	76.49	54.888	9	27	7
21	6		7	Greg PYMM	Suzuki GSXR600 - Precision Installations, CMR, Grim Fabric	11	10:26.619	1 Lap	1.258	76.33	55.261	11	26	5
22	75		8	Stewart MAY	Kawasaki ZX6R - Joe's taxidermy you snuff em we stuff em	11	10:28.897	1 Lap	2.278	76.06	55.493	5	21	-1
23	69		9	Terry SMITH	Yamaha R6 - IMP Racing	11	10:29.553	1 Lap	0.656	75.98	54.758	11	29	6
24	137		10	Colin McPHERSON	Yamaha R6 -	11	10:31.311	1 Lap	1.758	75.77	55.678	9	23	-1
25	65		11	Ian SOILLEUX	Honda CBR600 - BDRacing	11	10:31.626	1 Lap	0.315	75.73	55.143	9	32	7
26	402		12	Kaine FARR	- The Elms B&B Snetterton	11	10:33.965	1 Lap	2.339	75.45	55.200	10	33	7
27	123	F400	7	Mark GALLAGHER	Honda RVF 400 -	11	10:40.280	1 Lap	6.315	74.70	56.951	10	28	1
28	35	TWINS	9	Stuart THURTLE	Aprilia RS660 - TeamTortoise Racing	11	10:51.410	1 Lap	11.130	73.43	56.590	11	34	6
29	55		13	Magnus MANSON-CHUBB	Suzuki SV650 -	11	10:55.251	1 Lap	3.841	73.00	57.638	11	24	-5
30	333		14	Andrew HOUGHTON	Husqvarna FS450 - Techoir	11	10:58.030	1 Lap	2.779	72.69	58.101	3	31	1
31	53		15	Peter HAMMOND	Suzuki SRAD -	10	10:22.768	2 Laps	1 Lap	69.82	1:00.536	3	37	6
32	40	F400	8	Archie ORMROD	Kawasaki NINJA400 - Prestige Flooring	10	10:23.611	2 Laps	0.843	69.73	1:00.863	3	36	4
33	251		16	Craig FERRIS	Suzuki SV650 K6 - IMP Racing, Kelvedon Dog Training	10	10:38.885	2 Laps	15.274	68.06	1:01.702	2	38	5

NOT CLASSIFIED

DNF	54			Adam JAMISON	Yamaha R6 - Team AJR	6	5:24.173	6 Laps	4 Laps	80.48	52.531	6	6	
DNF	95	F400		Greg MARSHALL	Kawasaki NINJA 400 - EBCBrakes, Redline, Cobb & Jagger	5	4:47.087	7 Laps	1 Lap	75.73	55.015	5	25	
DNF	27	TWINS		Ben BROWN	Yamaha R7 - Hunts Motorcycles	3	2:53.044	9 Laps	2 Laps	75.38	55.436	2	14	
DNF	88			Florentin Valentin STANCIU	Honda 600F -	3	2:56.107	9 Laps	3.063	74.07	55.005	3	20	

NOT STARTED

NS	56			Jack MUIR	Suzuki GSXR 600 -									2
----	----	--	--	-----------	-------------------	--	--	--	--	--	--	--	--	---

FASTEST LAP

47	TWINS			Fenton SEABRIGHT	Aprilia RS 660 - Fhs racing	12	49.372			88.07 mph			141.74 kph	
48				Shaun WALLIS	Yamaha R6 (W) - MBC Despatch Racing	11	51.584			84.30 mph			135.66 kph	
19	F400			Craig DANCE	Kawasaki ZX400 RR - 2 brothers scaffolding	12	52.470			82.87 mph			133.37 kph	

Class TWINS - 92.5% of Race Speed = 79.62 mph
 Class - 92.5% of Race Speed = 76.40 mph
 Class F400 - 92.5% of Race Speed = 74.97 mph

Weather / Track : Cloudy / Dry

Date: 16/03/2025 Start: 13:49 Finish: 13:59
Brands Hatch Indy: 1.2079 miles

These results are provisional until the conclusion of any judicial and technical matters.

Clerk Of Course:

Timekeeper:

Craig Smith



BMCRC-MRO Championships 2025 - Rnd 1 @ Brands Hatch Indy

Thunderbike Sport & Supertwins & Formula 400

RACE 10 - LAP CHART

LAP 1 @ 13:50:16.940

NO	BEHIND	LAP TIME
47		55.092
711	1.959	57.051
48	2.731	57.823
76	4.371	59.463
97	4.441	59.533
54	5.111	1:00.203
19	5.143	1:00.235
3	5.581	1:00.673
5	6.245	1:01.337
151	6.364	1:01.456
43	6.490	1:01.582
27	7.051	1:02.143
81	7.142	1:02.234
2	7.466	1:02.558
75	8.103	1:03.195
26	8.313	1:03.405
115	8.423	1:03.515
73	8.490	1:03.582
88	8.926	1:04.018
79	9.155	1:04.247
77	9.219	1:04.311
95	10.157	1:05.249
50	10.204	1:05.296
137	10.971	1:06.063
6	11.075	1:06.167
123	11.113	1:06.205
402	12.589	1:07.681
69	13.490	1:08.582
141	13.584	1:08.676
55	13.590	1:08.682
65	13.677	1:08.769
333	14.373	1:09.465
35	14.822	1:09.914
40	14.984	1:10.076
53	16.111	1:11.203
8	16.372	1:11.464
251	17.186	1:12.278

LAP 2 @ 13:51:06.625

NO	BEHIND	LAP TIME
47		49.685
711	4.146	51.872
48	5.086	52.040
97	7.931	53.175
76	7.984	53.298
54	8.270	52.844
19	8.305	52.847
5	9.436	52.876
3	9.674	53.778
151	10.286	53.607
43	10.998	54.193
81	12.178	54.721
27	12.802	55.436
2	12.920	55.139
115	13.786	55.048
73	13.862	55.057
26	13.966	55.338
75	14.568	56.150
77	15.229	55.695
79	15.285	55.815
88	16.325	57.084
95	16.420	55.948
50	16.776	56.257

Weather / Track : Cloudy / Dry

6	17.626	56.236
137	18.357	57.071
123	18.703	57.275
141	20.027	56.128
402	20.368	57.464
69	20.608	56.803
65	21.066	57.074
8	22.735	56.048
333	23.299	58.611
55	23.654	59.749
35	23.906	58.769
40	26.997	1:01.698
53	27.545	1:01.119
251	29.203	1:01.702

LAP 3 @ 13:51:56.183

NO	BEHIND	LAP TIME
47		49.558
711	6.129	51.541
48	7.844	52.316
76	11.571	53.145
54	11.718	53.006
97	11.779	53.406
19	11.792	53.045
5	12.231	52.353
3	13.704	53.588
151	13.957	53.229
43	14.638	53.198
81	16.738	54.118
2	17.742	54.380
115	18.438	54.210
27	18.709	55.465
73	19.184	54.880
26	19.813	55.405
79	20.452	54.725
75	21.003	55.993
77	21.253	55.582
88	21.772	55.005
95	22.403	55.541
50	22.495	55.277
6	24.055	55.987
137	25.343	56.544
141	26.021	55.552
123	26.247	57.102
69	26.732	55.682
8	28.559	55.382
402	28.755	57.945
65	28.903	57.395
333	31.842	58.101
55	32.137	58.041
35	33.146	58.798
40	38.302	1:00.863
53	38.523	1:00.536
251	41.725	1:02.080

LAP 4 @ 13:52:45.709

NO	BEHIND	LAP TIME
47		49.526
711	8.154	51.551
48	10.525	52.207
54	15.084	52.892
76	15.358	53.313
5	15.924	53.219
97	15.993	53.740
19	16.026	53.760

3	17.670	53.492
151	18.033	53.602
43	18.687	53.575
81	20.341	53.129
2	22.116	53.900
115	23.590	54.678
73	23.782	54.124
26	26.081	55.794
79	26.163	55.237
77	26.516	54.789
75	27.422	55.945
95	28.211	55.334
50	28.404	55.435
6	30.182	55.653
141	31.085	54.590
137	32.575	56.758
69	32.961	55.755
123	34.083	57.362
8	34.196	55.163
65	35.811	56.434
402	35.931	56.702
333	41.035	58.719
55	41.243	58.632
35	41.918	58.298
53	50.372	1:01.375
40	50.983	1:02.207

LAP 5 @ 13:53:38.078

NO	BEHIND	LAP TIME
47		52.369
251	1 Lap	1:02.011
711	7.395	51.610
48	10.660	52.504
54	15.412	52.697
76	16.246	53.257
19	16.574	52.917
5	16.706	53.151
97	17.178	53.554
3	17.987	52.686
151	19.306	53.642
43	19.786	53.468
81	21.231	53.259
2	23.756	54.009
73	25.759	54.346
115	26.044	54.823
79	28.539	54.745
77	28.815	54.668
26	28.970	55.258
75	30.546	55.493
95	30.857	55.015
50	31.450	55.415
6	33.548	55.735
141	34.278	55.562
137	36.830	56.624
69	37.236	56.644
8	37.331	55.504
65	39.146	55.704
123	39.244	57.530
402	41.326	57.764
333	47.489	58.823
35	47.910	58.361
55	47.988	59.114

LAP 6 @ 13:54:28.180

NO	BEHIND	LAP TIME
47		50.102
40	1 Lap	1:01.277
711	10.074	52.781
53	1 Lap	1:02.682
48	13.393	52.835
251	1 Lap	1:03.456
54	17.841	52.531
76	18.920	52.776
19	19.189	52.717
5	19.347	52.743
97	19.556	52.480
3	20.744	52.859
151	22.454	53.250
43	22.868	53.184
81	24.270	53.141
2	27.553	53.899
73	29.551	53.894
115	30.719	54.777
79	33.212	54.775
77	33.307	54.594
26	34.720	55.852
141	39.158	54.982
6	39.711	56.265
75	40.227	59.783
50	40.684	59.336
8	42.944	55.715
137	43.853	57.125
69	44.077	56.943
65	44.871	55.827
123	47.016	57.874
402	47.318	56.094

LAP 7 @ 13:55:18.596

NO	BEHIND	LAP TIME
47		50.416
333	1 Lap	59.237
55	1 Lap	58.797
35	1 Lap	59.231
711	11.386	51.728
48	15.365	52.388
40	1 Lap	1:01.286
53	1 Lap	1:01.038
76	21.943	53.439
97	22.288	53.148
5	22.510	53.579
19	22.971	54.198
3	23.078	52.750
151	25.541	53.503
43	26.168	53.716
81	27.029	53.175
251	1 Lap	1:03.771
2	30.529	53.392
73	33.197	54.062
115	35.142	54.839
77	36.761	53.870
79	37.999	55.203
26	39.298	54.994
141	44.070	55.328
50	47.135	56.867
6	47.401	58.106
8	47.924	55.396
75	47.934	58.123
137	49.891	56.454

69 49.977 56.316

LAP 8 @ 13:56:08.661

NO	BEHIND	LAP TIME
47		50.065
65	1 Lap	56.112
402	1 Lap	57.211
123	1 Lap	57.811
55	1 Lap	59.385
35	1 Lap	59.216
711	15.860	54.539
333	1 Lap	1:00.004
48	17.187	51.887
76	25.217	53.339
97	25.247	53.024
3	26.405	53.392
5	26.961	54.516
19	27.496	54.590
151	30.512	55.036
43	30.647	54.544
81	30.994	54.030
40	1 Lap	1:01.478
53	1 Lap	1:01.575
2	33.683	53.219
77	40.627	53.931
73	40.672	57.540
115	41.203	56.126
251	1 Lap	1:03.755
79	42.496	54.562
26	44.614	55.381
141	48.428	54.423

LAP 9 @ 13:56:58.985

NO	BEHIND	LAP TIME
47		50.324
50	1 Lap	55.270
6	1 Lap	55.740
8	1 Lap	55.448
75	1 Lap	55.819
137	1 Lap	56.196
65	1 Lap	56.605
69	1 Lap	57.575
402	1 Lap	55.774
123	1 Lap	57.216
711	17.325	51.789
48	19.250	52.387
55	1 Lap	58.172
35	1 Lap	58.063
333	1 Lap	59.098
76	27.645	52.752
3	27.946	51.865
97	28.350	53.427
5	29.689	53.052
19	29.872	52.700
43	32.857	52.534
151	33.328	53.140
81	33.877	53.207
2	37.595	54.236
40	1 Lap	1:00.924
53	1 Lap	1:00.819
77	44.220	53.917
73	45.089	54.741
115	45.341	54.462
79	46.678	54.506
26	49.366	55.076

BMCRC-MRO Championships 2025 - Rnd 1 @ Brands Hatch Indy

Thunderbike Sport & Supertwins & Formula 400

RACE 10 - LAP CHART

LAP 10 @ 13:57:48.419			LAP 12 @ 13:59:28.030		
NO	BEHIND	LAP TIME	NO	BEHIND	LAP TIME
47		49.434	47		49.372
141	1 Lap	54.448	77	1 Lap	54.220
251	2 Laps	1:03.079	73	1 Lap	54.056
50	1 Lap	54.888	115	1 Lap	54.440
6	1 Lap	55.653	79	1 Lap	54.699
8	1 Lap	55.603	26	1 Lap	54.794
75	1 Lap	56.185	141	1 Lap	54.658
137	1 Lap	55.678	53	2 Laps	1:00.614
65	1 Lap	55.143	40	2 Laps	1:01.994
69	1 Lap	55.151	8	1 Lap	55.287
402	1 Lap	55.598	50	1 Lap	55.679
711	19.051	51.160	6	1 Lap	55.261
123	1 Lap	57.303	75	1 Lap	56.067
48	21.459	51.643	69	1 Lap	54.758
76	31.252	53.041	711	23.581	52.684
35	1 Lap	57.344	137	1 Lap	56.595
97	31.837	52.921	65	1 Lap	56.484
3	31.907	53.395	48	25.575	52.143
55	1 Lap	58.835	402	1 Lap	56.532
19	33.231	52.793	251	2 Laps	1:03.145
5	33.831	53.576	123	1 Lap	57.651
333	1 Lap	58.464	3	37.511	52.890
43	35.920	52.497	97	37.584	52.836
151	37.140	53.246	76	37.603	52.883
81	37.640	53.197	19	38.654	52.470
2	41.501	53.340	5	42.405	53.930
77	49.283	54.497	43	43.303	53.259
			35	1 Lap	56.590
			151	45.271	53.468
			81	45.894	53.851
			2	48.796	53.861
			55	1 Lap	57.638
			333	1 Lap	59.065

LAP 11 @ 13:58:38.658		
NO	BEHIND	LAP TIME
47		50.239
73	1 Lap	55.442
115	1 Lap	55.261
79	1 Lap	55.265
40	2 Laps	1:01.808
26	1 Lap	55.152
53	2 Laps	1:01.807
141	1 Lap	55.007
50	1 Lap	55.641
8	1 Lap	54.282
6	1 Lap	55.816
75	1 Lap	56.144
137	1 Lap	56.203
69	1 Lap	55.344
65	1 Lap	56.079
251	2 Laps	1:03.608
711	20.269	51.457
402	1 Lap	55.200
48	22.804	51.584
123	1 Lap	56.951
3	33.993	52.325
76	34.092	53.079
97	34.120	52.522
19	35.556	52.564
5	37.847	54.255
35	1 Lap	56.826
43	39.416	53.735
55	1 Lap	58.206
151	41.175	54.274
81	41.415	54.014
333	1 Lap	58.443
2	44.307	53.045

Weather / Track : Cloudy / Dry

Brands Hatch Indy: 1.2079 miles
Date: 16/03/2025 Start: 13:49 Finish: 13:59

BMCRC-MRO Championships 2025 - Rnd 1 @ Brands Hatch Indy

Thunderbike Sport & Supertwins & Formula 400

RACE 10 - POSITION CHART

No	Name	Lap Pos	Lap													
			1	2	3	4	5	6	7	8	9	10	11	12		
47	SEABRIGHT	1	47	47	47	47	47	47	47	47	47	47	47	47	47	47
56	MUIR	2	711	711	711	711	711	711	711	711	711	711	711	711	711	711
711	HARDY	3	48	48	48	48	48	48	48	48	48	48	48	48	48	48
3	ARBON	4	76	97	76	54	54	54	76	76	76	76	3	3		
48	WALLIS	5	97	76	54	76	76	76	97	97	3	97	76	97		
54	JAMISON	6	54	54	97	5	19	19	5	3	97	3	97	76		
5	STONE	7	19	19	19	97	5	5	19	5	5	19	19	19		
97	MANN	8	3	5	5	19	97	97	3	19	19	5	5	5		
19	DANCE	9	5	3	3	3	3	3	151	151	43	43	43	43		
43	CARSON	10	151	151	151	151	151	151	43	43	151	151	151	151		
151	SMITH	11	43	43	43	43	43	43	81	81	81	81	81	81		
76	WILKINSON	12	27	81	81	81	81	81	2	2	2	2	2	2		
2	SEATH	13	81	27	2	2	2	2	73	77	77	77	77			
27	BROWN	14	2	2	115	115	73	73	115	73	73	73	73			
81	MAY	15	75	115	27	73	115	115	77	115	115	115	115			
26	LEE	16	26	73	73	26	79	79	79	79	79	79	79			
8	SMITH	17	115	26	26	79	77	77	26	26	26	26	26			
79	CRONE	18	73	75	79	77	26	26	141	141	141	141	141			
73	SIMS	19	88	77	75	75	75	141	50	50	50	50	8			
88	STANCIU	20	79	79	77	95	95	6	6	6	6	8	50			
75	MAY	21	77	88	88	50	50	75	8	8	8	6	6			
115	DONKERSLEY	22	95	95	95	6	6	50	75	75	75	75	75			
137	McPHERSON	23	50	50	50	141	141	8	137	137	137	137	69			
55	MANSON-CHUBB	24	137	6	6	137	137	137	69	65	65	69	137			
95	MARSHALL	25	6	137	137	69	69	69	65	69	69	65	65			
6	PYMM	26	123	123	141	123	8	65	402	402	402	402	402			
50	TUFNALL	27	402	141	123	8	65	123	123	123	123	123	123			
123	GALLAGHER	28	69	402	69	65	123	402	55	55	35	35	35			
69	SMITH	29	141	69	8	402	402	333	35	35	55	55	55			
77	WHITE	30	55	65	402	333	333	55	333	333	333	333	333			
333	HOUGHTON	31	65	8	65	55	35	35	40	40	40	53				
65	SOILLEUX	32	333	333	333	35	55	40	53	53	53	40				
402	FARR	33	35	55	55	53	40	53	251	251	251	251				
35	THURTLLE	34	40	35	35	40	53	251								
40	ORMROD	35	53	40	40	251	251									
53	HAMMOND	36	8	53	53											
251	FERRIS	37	251	251	251											
141	ANDREWS	38														

BMCRC-MRO Championships 2025 - Rnd 1 @ Brands Hatch Indy

Thunderbike Sport & Supertwins & Formula 400

RACE 10 - SECTOR ANALYSIS



SECTOR 1 = FL to I1, SECTOR 2 = I1 to FL, DIFF = Difference To Personal Best Lap, P = Crossed Finish Line in Pit Lane, D = Time Disallowed

P1 47 TWINS Fenton SEABRIGHT			Aprilia RS 660 - Fhs racing			
IDEAL LAP TIME : 49.334		BEST LAP TIME : 49.372	DIFFERENCE : 0.038			
LAP	SECTOR 1	SECTOR 2	LAP TIME	MPH	DIFF	TIME OF DAY
1 -		20.452	55.092	78.93	5.720	13:50:16.940
2 -	29.557	20.128	49.685	87.52	0.313	13:51:06.625
3 -	29.515	20.043	49.558	87.74	0.186	13:51:56.183
4 -	29.366	20.160	49.526 (3)	87.80	0.154	13:52:45.709
5 -	29.436	22.933	52.369	83.03	2.997	13:53:38.078
6 -	29.824	20.278	50.102	86.79	0.730	13:54:28.180
7 -	30.043	20.373	50.416	86.25	1.044	13:55:18.596
8 -	29.607	20.458	50.065	86.85	0.693	13:56:08.661
9 -	30.111	20.213	50.324	86.41	0.952	13:56:58.985
10 -	29.316	20.118	49.434 (2)	87.96	0.062	13:57:48.419
11 -	29.880	20.359	50.239	86.55	0.867	13:58:38.658
12 -	29.354	20.018	49.372 (1)	88.07		13:59:28.030

P2 711 TWINS Maximus HARDY			Triumph 660 - DAD			
IDEAL LAP TIME : 51.160		BEST LAP TIME : 51.160	DIFFERENCE : 0.000			
LAP	SECTOR 1	SECTOR 2	LAP TIME	MPH	DIFF	TIME OF DAY
1 -		21.084	57.051	76.22	5.891	13:50:18.899
2 -	30.873	20.999	51.872	83.83	0.712	13:51:10.771
3 -	30.783	20.758	51.541 (3)	84.37	0.381	13:52:02.312
4 -	30.623	20.928	51.551	84.35	0.391	13:52:53.863
5 -	30.570	21.040	51.610	84.25	0.450	13:53:45.473
6 -	31.408	21.373	52.781	82.38	1.621	13:54:38.254
7 -	30.802	20.926	51.728	84.06	0.568	13:55:29.982
8 -	30.926	23.613	54.539	79.73	3.379	13:56:24.521
9 -	30.980	20.809	51.789	83.96	0.629	13:57:16.310
10 -	30.472	20.688	51.160 (1)	85.00		13:58:07.470
11 -	30.495	20.962	51.457 (2)	84.50	0.297	13:58:58.927
12 -	31.272	21.412	52.684	82.54	1.524	13:59:51.611

P3 48 Shaun WALLIS			Yamaha R6 (W) - MBC Despatch Racing			
IDEAL LAP TIME : 51.584		BEST LAP TIME : 51.584	DIFFERENCE : 0.000			
LAP	SECTOR 1	SECTOR 2	LAP TIME	MPH	DIFF	TIME OF DAY
1 -		21.013	57.823	75.20	6.239	13:50:19.671
2 -	31.019	21.021	52.040	83.56	0.456	13:51:11.711
3 -	31.221	21.095	52.316	83.12	0.732	13:52:04.027
4 -	31.227	20.980	52.207	83.29	0.623	13:52:56.234
5 -	31.128	21.376	52.504	82.82	0.920	13:53:48.738
6 -	31.151	21.684	52.835	82.30	1.251	13:54:41.573
7 -	31.304	21.084	52.388	83.00	0.804	13:55:33.961
8 -	30.828	21.059	51.887 (3)	83.80	0.303	13:56:25.848
9 -	31.322	21.065	52.387	83.00	0.803	13:57:18.235
10 -	30.807	20.836	51.643 (2)	84.20	0.059	13:58:09.878
11 -	30.801	20.783	51.584 (1)	84.30		13:59:01.462
12 -	31.263	20.880	52.143	83.39	0.559	13:59:53.605

BMCRC-MRO Championships 2025 - Rnd 1 @ Brands Hatch Indy

Thunderbike Sport & Supertwins & Formula 400

RACE 10 - SECTOR ANALYSIS



SECTOR 1 = FL to I1, SECTOR 2 = I1 to FL, DIFF = Difference To Personal Best Lap, P = Crossed Finish Line in Pit Lane, D = Time Disallowed

P4 3 TWINS Oliver ARBON			Suzuki SV650 - TT Plumbing & Heating			
IDEAL LAP TIME : 51.865		BEST LAP TIME : 51.865		DIFFERENCE : 0.000		
LAP	SECTOR 1	SECTOR 2	LAP TIME	MPH	DIFF	TIME OF DAY
1 -		21.969	1:00.673	71.67	8.808	13:50:22.521
2 -	32.092	21.686	53.778	80.86	1.913	13:51:16.299
3 -	32.064	21.524	53.588	81.14	1.723	13:52:09.887
4 -	31.890	21.602	53.492	81.29	1.627	13:53:03.379
5 -	31.390	21.296	52.686 (3)	82.53	0.821	13:53:56.065
6 -	31.464	21.395	52.859	82.26	0.994	13:54:48.924
7 -	31.373	21.377	52.750	82.43	0.885	13:55:41.674
8 -	32.290	21.102	53.392	81.44	1.527	13:56:35.066
9 -	30.915	20.950	51.865 (1)	83.84		13:57:26.931
10 -	31.408	21.987	53.395	81.44	1.530	13:58:20.326
11 -	31.028	21.297	52.325 (2)	83.10	0.460	13:59:12.651
12 -	31.576	21.314	52.890	82.21	1.025	14:00:05.541

P5 97 TWINS Alex MANN			- EB1 Racing			
IDEAL LAP TIME : 52.081		BEST LAP TIME : 52.480		DIFFERENCE : 0.399		
LAP	SECTOR 1	SECTOR 2	LAP TIME	MPH	DIFF	TIME OF DAY
1 -		21.596	59.533	73.04	7.053	13:50:21.381
2 -	31.749	21.426	53.175	81.77	0.695	13:51:14.556
3 -	32.133	21.273	53.406	81.42	0.926	13:52:07.962
4 -	32.029	21.711	53.740	80.91	1.260	13:53:01.702
5 -	32.037	21.517	53.554	81.20	1.074	13:53:55.256
6 -	31.501	20.979	52.480 (1)	82.86		13:54:47.736
7 -	32.238	20.910	53.148	81.82	0.668	13:55:40.884
8 -	31.988	21.036	53.024	82.01	0.544	13:56:33.908
9 -	31.417	22.010	53.427	81.39	0.947	13:57:27.335
10 -	31.171	21.750	52.921	82.17	0.441	13:58:20.256
11 -	31.328	21.194	52.522 (2)	82.79	0.042	13:59:12.778
12 -	31.664	21.172	52.836 (3)	82.30	0.356	14:00:05.614

P6 76 F400 Luca WILKINSON			Kawasaki ZX4RR - Speedy Freight - NW Racing			
IDEAL LAP TIME : 52.708		BEST LAP TIME : 52.752		DIFFERENCE : 0.044		
LAP	SECTOR 1	SECTOR 2	LAP TIME	MPH	DIFF	TIME OF DAY
1 -		22.007	59.463	73.13	6.711	13:50:21.311
2 -	31.600	21.698	53.298	81.59	0.546	13:51:14.609
3 -	31.452	21.693	53.145	81.82	0.393	13:52:07.754
4 -	31.495	21.818	53.313	81.56	0.561	13:53:01.067
5 -	31.521	21.736	53.257	81.65	0.505	13:53:54.324
6 -	31.244	21.532	52.776 (2)	82.39	0.024	13:54:47.100
7 -	31.727	21.712	53.439	81.37	0.687	13:55:40.539
8 -	31.474	21.865	53.339	81.52	0.587	13:56:33.878
9 -	31.260	21.492	52.752 (1)	82.43		13:57:26.630
10 -	31.216	21.825	53.041	81.98	0.289	13:58:19.671
11 -	31.402	21.677	53.079	81.92	0.327	13:59:12.750
12 -	31.258	21.625	52.883 (3)	82.23	0.131	14:00:05.633

BMCRC-MRO Championships 2025 - Rnd 1 @ Brands Hatch Indy

Thunderbike Sport & Supertwins & Formula 400

RACE 10 - SECTOR ANALYSIS



SECTOR 1 = FL to I1, SECTOR 2 = I1 to FL, DIFF = Difference To Personal Best Lap, P = Crossed Finish Line in Pit Lane, D = Time Disallowed

P7 19 F400 Craig DANCE			Kawasaki ZX400 RR - 2 brothers scaffolding			
IDEAL LAP TIME : 52.414		BEST LAP TIME : 52.470		DIFFERENCE : 0.056		
LAP	SECTOR 1	SECTOR 2	LAP TIME	MPH	DIFF	TIME OF DAY
1 -		21.724	1:00.235	72.19	7.765	13:50:22.083
2 -	31.485	21.362	52.847	82.28	0.377	13:51:14.930
3 -	31.412	21.633	53.045	81.97	0.575	13:52:07.975
4 -	31.837	21.923	53.760	80.88	1.290	13:53:01.735
5 -	31.234	21.683	52.917	82.17	0.447	13:53:54.652
6 -	31.199	21.518	52.717	82.48	0.247	13:54:47.369
7 -	31.621	22.577	54.198	80.23	1.728	13:55:41.567
8 -	32.796	21.794	54.590	79.65	2.120	13:56:36.157
9 -	31.229	21.471	52.700 (3)	82.51	0.230	13:57:28.857
10 -	31.333	21.460	52.793	82.37	0.323	13:58:21.650
11 -	31.224	21.340	52.564 (2)	82.72	0.094	13:59:14.214
12 -	31.074	21.396	52.470 (1)	82.87		14:00:06.684

P8 5 Logan STONE			Yamaha R6 -			
IDEAL LAP TIME : 52.308		BEST LAP TIME : 52.353		DIFFERENCE : 0.045		
LAP	SECTOR 1	SECTOR 2	LAP TIME	MPH	DIFF	TIME OF DAY
1 -		22.065	1:01.337	70.89	8.984	13:50:23.185
2 -	31.616	21.260	52.876 (3)	82.24	0.523	13:51:16.061
3 -	31.244	21.109	52.353 (1)	83.06		13:52:08.414
4 -	31.593	21.626	53.219	81.71	0.866	13:53:01.633
5 -	31.880	21.271	53.151	81.81	0.798	13:53:54.784
6 -	31.679	21.064	52.743 (2)	82.44	0.390	13:54:47.527
7 -	32.014	21.565	53.579	81.16	1.226	13:55:41.106
8 -	33.154	21.362	54.516	79.76	2.163	13:56:35.622
9 -	31.918	21.134	53.052	81.96	0.699	13:57:28.674
10 -	32.393	21.183	53.576	81.16	1.223	13:58:22.250
11 -	32.547	21.708	54.255	80.15	1.902	13:59:16.505
12 -	32.435	21.495	53.930	80.63	1.577	14:00:10.435

P9 43 Adam CARSON			Honda CBR600 F3 - Allspeed exhausts, stinkwheels			
IDEAL LAP TIME : 52.421		BEST LAP TIME : 52.497		DIFFERENCE : 0.076		
LAP	SECTOR 1	SECTOR 2	LAP TIME	MPH	DIFF	TIME OF DAY
1 -		22.161	1:01.582	70.61	9.085	13:50:23.430
2 -	32.849	21.344	54.193	80.24	1.696	13:51:17.623
3 -	31.758	21.440	53.198	81.74	0.701	13:52:10.821
4 -	32.196	21.379	53.575	81.16	1.078	13:53:04.396
5 -	31.846	21.622	53.468	81.33	0.971	13:53:57.864
6 -	31.562	21.622	53.184 (3)	81.76	0.687	13:54:51.048
7 -	31.879	21.837	53.716	80.95	1.219	13:55:44.764
8 -	31.959	22.585	54.544	79.72	2.047	13:56:39.308
9 -	31.353	21.181	52.534 (2)	82.77	0.037	13:57:31.842
10 -	31.305	21.192	52.497 (1)	82.83		13:58:24.339
11 -	32.040	21.695	53.735	80.92	1.238	13:59:18.074
12 -	32.143	21.116	53.259	81.65	0.762	14:00:11.333

BMCRC-MRO Championships 2025 - Rnd 1 @ Brands Hatch Indy

Thunderbike Sport & Supertwins & Formula 400

RACE 10 - SECTOR ANALYSIS



SECTOR 1 = FL to I1, SECTOR 2 = I1 to FL, DIFF = Difference To Personal Best Lap, P = Crossed Finish Line in Pit Lane, D = Time Disallowed

P10 151 Nick SMITH		Honda CBR600RR - Hi-Precision Engineering Ltd				
IDEAL LAP TIME : 52.861		BEST LAP TIME : 53.140		DIFFERENCE : 0.279		
LAP	SECTOR 1	SECTOR 2	LAP TIME	MPH	DIFF	TIME OF DAY
1 -		22.192	1:01.456	70.75	8.316	13:50:23.304
2 -	32.115	21.492	53.607	81.12	0.467	13:51:16.911
3 -	31.608	21.621	53.229 (2)	81.69	0.089	13:52:10.140
4 -	32.074	21.528	53.602	81.12	0.462	13:53:03.742
5 -	31.876	21.766	53.642	81.06	0.502	13:53:57.384
6 -	31.700	21.550	53.250	81.66	0.110	13:54:50.634
7 -	31.800	21.703	53.503	81.27	0.363	13:55:44.137
8 -	32.301	22.735	55.036	79.01	1.896	13:56:39.173
9 -	31.887	21.253	53.140 (1)	81.83		13:57:32.313
10 -	31.786	21.460	53.246 (3)	81.67	0.106	13:58:25.559
11 -	32.095	22.179	54.274	80.12	1.134	13:59:19.833
12 -	32.126	21.342	53.468	81.33	0.328	14:00:13.301

P11 81 TWINS Malvern MAY		Aprilia RS660 - IMP racing				
IDEAL LAP TIME : 52.680		BEST LAP TIME : 53.129		DIFFERENCE : 0.449		
LAP	SECTOR 1	SECTOR 2	LAP TIME	MPH	DIFF	TIME OF DAY
1 -		22.499	1:02.234	69.87	9.105	13:50:24.082
2 -	32.782	21.939	54.721	79.46	1.592	13:51:18.803
3 -	32.200	21.918	54.118	80.35	0.989	13:52:12.921
4 -	31.609	21.520	53.129 (1)	81.84		13:53:06.050
5 -	31.816	21.443	53.259	81.65	0.130	13:53:59.309
6 -	31.544	21.597	53.141 (2)	81.83	0.012	13:54:52.450
7 -	31.634	21.541	53.175 (3)	81.77	0.046	13:55:45.625
8 -	31.783	22.247	54.030	80.48	0.901	13:56:39.655
9 -	32.071	21.136	53.207	81.72	0.078	13:57:32.862
10 -	31.622	21.575	53.197	81.74	0.068	13:58:26.059
11 -	32.096	21.918	54.014	80.50	0.885	13:59:20.073
12 -	32.420	21.431	53.851	80.75	0.722	14:00:13.924

P12 2 TWINS James SEATH		Aprilia RS660 - Ovenden Earthmoving				
IDEAL LAP TIME : 53.030		BEST LAP TIME : 53.045		DIFFERENCE : 0.015		
LAP	SECTOR 1	SECTOR 2	LAP TIME	MPH	DIFF	TIME OF DAY
1 -		22.426	1:02.558	69.51	9.513	13:50:24.406
2 -	33.314	21.825	55.139	78.86	2.094	13:51:19.545
3 -	32.831	21.549	54.380	79.96	1.335	13:52:13.925
4 -	32.457	21.443	53.900	80.67	0.855	13:53:07.825
5 -	32.284	21.725	54.009	80.51	0.964	13:54:01.834
6 -	32.474	21.425	53.899	80.68	0.854	13:54:55.733
7 -	31.973	21.419	53.392	81.44	0.347	13:55:49.125
8 -	31.866	21.353	53.219 (2)	81.71	0.174	13:56:42.344
9 -	32.945	21.291	54.236	80.17	1.191	13:57:36.580
10 -	32.132	21.208	53.340 (3)	81.52	0.295	13:58:29.920
11 -	31.881	21.164	53.045 (1)	81.97		13:59:22.965
12 -	32.375	21.486	53.861	80.73	0.816	14:00:16.826

BMCRC-MRO Championships 2025 - Rnd 1 @ Brands Hatch Indy

Thunderbike Sport & Supertwins & Formula 400

RACE 10 - SECTOR ANALYSIS



SECTOR 1 = FL to I1, SECTOR 2 = I1 to FL, DIFF = Difference To Personal Best Lap, P = Crossed Finish Line in Pit Lane, D = Time Disallowed

P13 77		Joe WHITE		Suzuki GSXR 600 MAIN - The Race Shack /Just In Graphics		
IDEAL LAP TIME : 53.784		BEST LAP TIME : 53.870		DIFFERENCE : 0.086		
LAP	SECTOR 1	SECTOR 2	LAP TIME	MPH	DIFF	TIME OF DAY
1 -		22.535	1:04.311	67.61	10.441	13:50:26.159
2 -	33.734	21.961	55.695	78.07	1.825	13:51:21.854
3 -	33.792	21.790	55.582	78.23	1.712	13:52:17.436
4 -	32.722	22.067	54.789	79.37	0.919	13:53:12.225
5 -	32.791	21.877	54.668	79.54	0.798	13:54:06.893
6 -	32.963	21.631	54.594	79.65	0.724	13:55:01.487
7 -	32.264	21.606	53.870 (1)	80.72		13:55:55.357
8 -	32.209	21.722	53.931 (3)	80.63	0.061	13:56:49.288
9 -	32.178	21.739	53.917 (2)	80.65	0.047	13:57:43.205
10 -	32.870	21.627	54.497	79.79	0.627	13:58:37.702
11 -	32.508	21.712	54.220	80.20	0.350	13:59:31.922

P14 73 F400		Ollie SIMS		Kawasaki NINJA 400 - Motorbodies Weston ltd		
IDEAL LAP TIME : 53.656		BEST LAP TIME : 53.894		DIFFERENCE : 0.238		
LAP	SECTOR 1	SECTOR 2	LAP TIME	MPH	DIFF	TIME OF DAY
1 -		22.601	1:03.582	68.39	9.688	13:50:25.430
2 -	33.362	21.695	55.057	78.98	1.163	13:51:20.487
3 -	32.982	21.898	54.880	79.23	0.986	13:52:15.367
4 -	32.518	21.606	54.124	80.34	0.230	13:53:09.491
5 -	32.442	21.904	54.346	80.01	0.452	13:54:03.837
6 -	32.116	21.778	53.894 (1)	80.68		13:54:57.731
7 -	32.050	22.012	54.062 (3)	80.43	0.168	13:55:51.793
8 -	32.885	24.655	57.540	75.57	3.646	13:56:49.333
9 -	32.663	22.078	54.741	79.43	0.847	13:57:44.074
10 -	33.703	21.739	55.442	78.43	1.548	13:58:39.516
11 -	32.247	21.809	54.056 (2)	80.44	0.162	13:59:33.572

P15 115 F400		Jake DONKERSLEY		Kawasaki ZX4RR -		
IDEAL LAP TIME : 54.193		BEST LAP TIME : 54.210		DIFFERENCE : 0.017		
LAP	SECTOR 1	SECTOR 2	LAP TIME	MPH	DIFF	TIME OF DAY
1 -		22.588	1:03.515	68.46	9.305	13:50:25.363
2 -	32.684	22.364	55.048	78.99	0.838	13:51:20.411
3 -	32.431	21.779	54.210 (1)	80.21		13:52:14.621
4 -	32.690	21.988	54.678	79.53	0.468	13:53:09.299
5 -	32.745	22.078	54.823	79.32	0.613	13:54:04.122
6 -	32.483	22.294	54.777	79.38	0.567	13:54:58.899
7 -	32.640	22.199	54.839	79.29	0.629	13:55:53.738
8 -	32.625	23.501	56.126	77.47	1.916	13:56:49.864
9 -	32.700	21.762	54.462 (3)	79.84	0.252	13:57:44.326
10 -	33.295	21.966	55.261	78.69	1.051	13:58:39.587
11 -	32.669	21.771	54.440 (2)	79.87	0.230	13:59:34.027

P16 79 F400		Sean CRONE		- BD RACING		
IDEAL LAP TIME : 54.306		BEST LAP TIME : 54.506		DIFFERENCE : 0.200		
LAP	SECTOR 1	SECTOR 2	LAP TIME	MPH	DIFF	TIME OF DAY
1 -		22.897	1:04.247	67.68	9.741	13:50:26.095
2 -	33.586	22.229	55.815	77.91	1.309	13:51:21.910
3 -	32.729	21.996	54.725	79.46	0.219	13:52:16.635
4 -	32.413	22.824	55.237	78.72	0.731	13:53:11.872
5 -	32.612	22.133	54.745	79.43	0.239	13:54:06.617
6 -	32.740	22.035	54.775	79.39	0.269	13:55:01.392
7 -	32.969	22.234	55.203	78.77	0.697	13:55:56.595
8 -	32.595	21.967	54.562 (2)	79.70	0.056	13:56:51.157
9 -	32.613	21.893	54.506 (1)	79.78		13:57:45.663
10 -	33.216	22.049	55.265	78.68	0.759	13:58:40.928
11 -	32.606	22.093	54.699 (3)	79.50	0.193	13:59:35.627

BMCRC-MRO Championships 2025 - Rnd 1 @ Brands Hatch Indy

Thunderbike Sport & Supertwins & Formula 400

RACE 10 - SECTOR ANALYSIS



SECTOR 1 = FL to I1, SECTOR 2 = I1 to FL, DIFF = Difference To Personal Best Lap, P = Crossed Finish Line in Pit Lane, D = Time Disallowed

P17 26 F400 Damian LEE			Yamaha TZR250 - Leed Autos			
IDEAL LAP TIME : 54.599		BEST LAP TIME : 54.794	DIFFERENCE : 0.195			
LAP	SECTOR 1	SECTOR 2	LAP TIME	MPH	DIFF	TIME OF DAY
1 -		22.809	1:03.405	68.58	8.611	13:50:25.253
2 -	32.998	22.340	55.338	78.58	0.544	13:51:20.591
3 -	33.111	22.294	55.405	78.48	0.611	13:52:15.996
4 -	32.711	23.083	55.794	77.94	1.000	13:53:11.790
5 -	32.839	22.419	55.258	78.69	0.464	13:54:07.048
6 -	33.415	22.437	55.852	77.85	1.058	13:55:02.900
7 -	32.320	22.674	54.994 (2)	79.07	0.200	13:55:57.894
8 -	32.844	22.537	55.381	78.52	0.587	13:56:53.275
9 -	32.572	22.504	55.076 (3)	78.95	0.282	13:57:48.351
10 -	32.554	22.598	55.152	78.84	0.358	13:58:43.503
11 -	32.305	22.489	54.794 (1)	79.36		13:59:38.297

P18 141 TWINS Jack ANDREWS			Yamaha R7 - B1 Barbers and power tool hub			
IDEAL LAP TIME : 53.853		BEST LAP TIME : 54.423	DIFFERENCE : 0.570			
LAP	SECTOR 1	SECTOR 2	LAP TIME	MPH	DIFF	TIME OF DAY
1 -		23.955	1:08.676	63.31	14.253	13:50:30.524
2 -	33.833	22.295	56.128	77.47	1.705	13:51:26.652
3 -	33.254	22.298	55.552	78.27	1.129	13:52:22.204
4 -	32.778	21.812	54.590 (3)	79.65	0.167	13:53:16.794
5 -	32.766	22.796	55.562	78.26	1.139	13:54:12.356
6 -	32.448	22.534	54.982	79.09	0.559	13:55:07.338
7 -	33.002	22.326	55.328	78.59	0.905	13:56:02.666
8 -	32.519	21.904	54.423 (1)	79.90		13:56:57.089
9 -	32.041	22.407	54.448 (2)	79.86	0.025	13:57:51.537
10 -	32.705	22.302	55.007	79.05	0.584	13:58:46.544
11 -	32.827	21.831	54.658	79.56	0.235	13:59:41.202

P19 8 Leigh SMITH			Yamaha R6 - Smiths Mechanical Support Ltd, Lamonde Automa			
IDEAL LAP TIME : 54.282		BEST LAP TIME : 54.282	DIFFERENCE : 0.000			
LAP	SECTOR 1	SECTOR 2	LAP TIME	MPH	DIFF	TIME OF DAY
1 -		22.845	1:11.464	60.84	17.182	13:50:33.312
2 -	33.726	22.322	56.048	77.58	1.766	13:51:29.360
3 -	32.884	22.498	55.382	78.52	1.100	13:52:24.742
4 -	32.796	22.367	55.163 (2)	78.83	0.881	13:53:19.905
5 -	32.974	22.530	55.504	78.34	1.222	13:54:15.409
6 -	33.228	22.487	55.715	78.05	1.433	13:55:11.124
7 -	33.209	22.187	55.396	78.50	1.114	13:56:06.520
8 -	33.471	21.977	55.448	78.42	1.166	13:57:01.968
9 -	33.524	22.079	55.603	78.20	1.321	13:57:57.571
10 -	32.622	21.660	54.282 (1)	80.11		13:58:51.853
11 -	33.289	21.998	55.287 (3)	78.65	1.005	13:59:47.140

P20 50 TWINS Alex TUFNALL			Suzuki SV650 -			
IDEAL LAP TIME : 54.867		BEST LAP TIME : 54.888	DIFFERENCE : 0.021			
LAP	SECTOR 1	SECTOR 2	LAP TIME	MPH	DIFF	TIME OF DAY
1 -		22.554	1:05.296	66.59	10.408	13:50:27.144
2 -	33.552	22.705	56.257	77.29	1.369	13:51:23.401
3 -	33.352	21.925	55.277 (3)	78.66	0.389	13:52:18.678
4 -	33.274	22.161	55.435	78.44	0.547	13:53:14.113
5 -	33.127	22.288	55.415	78.47	0.527	13:54:09.528
6 -	33.296	26.040	59.336	73.28	4.448	13:55:08.864
7 -	34.182	22.685	56.867	76.46	1.979	13:56:05.731
8 -	33.379	21.891	55.270 (2)	78.67	0.382	13:57:01.001
9 -	33.148	21.740	54.888 (1)	79.22		13:57:55.889
10 -	33.396	22.245	55.641	78.15	0.753	13:58:51.530
11 -	33.397	22.282	55.679	78.10	0.791	13:59:47.209

BMCRC-MRO Championships 2025 - Rnd 1 @ Brands Hatch Indy

Thunderbike Sport & Supertwins & Formula 400

RACE 10 - SECTOR ANALYSIS



SECTOR 1 = FL to I1, SECTOR 2 = I1 to FL, DIFF = Difference To Personal Best Lap, P = Crossed Finish Line in Pit Lane, D = Time Disallowed

P21 6		Greg PYMM		Suzuki GSXR600 - Precision Installations, CMR, Grim Fabricatic		
IDEAL LAP TIME : 55.261		BEST LAP TIME : 55.261		DIFFERENCE : 0.000		
LAP	SECTOR 1	SECTOR 2	LAP TIME	MPH	DIFF	TIME OF DAY
1 -		22.836	1:06.167	65.72	10.906	13:50:28.015
2 -	33.774	22.462	56.236	77.32	0.975	13:51:24.251
3 -	33.578	22.409	55.987	77.67	0.726	13:52:20.238
4 -	33.386	22.267	55.653 (2)	78.13	0.392	13:53:15.891
5 -	33.363	22.372	55.735	78.02	0.474	13:54:11.626
6 -	33.540	22.725	56.265	77.28	1.004	13:55:07.891
7 -	35.293	22.813	58.106	74.83	2.845	13:56:05.997
8 -	33.691	22.049	55.740	78.01	0.479	13:57:01.737
9 -	33.464	22.189	55.653 (2)	78.13	0.392	13:57:57.390
10 -	33.660	22.156	55.816	77.90	0.555	13:58:53.206
11 -	33.269	21.992	55.261 (1)	78.69		13:59:48.467

P22 75		Stewart MAY		Kawasaki ZX6R - Joe's taxidermy you snuff em we stuff em		
IDEAL LAP TIME : 54.983		BEST LAP TIME : 55.493		DIFFERENCE : 0.510		
LAP	SECTOR 1	SECTOR 2	LAP TIME	MPH	DIFF	TIME OF DAY
1 -		22.378	1:03.195	68.81	7.702	13:50:25.043
2 -	34.147	22.003	56.150	77.44	0.657	13:51:21.193
3 -	33.951	22.042	55.993	77.66	0.500	13:52:17.186
4 -	33.555	22.390	55.945 (3)	77.72	0.452	13:53:13.131
5 -	33.228	22.265	55.493 (1)	78.36		13:54:08.624
6 -	33.671	26.112	59.783	72.73	4.290	13:55:08.407
7 -	35.121	23.002	58.123	74.81	2.630	13:56:06.530
8 -	34.064	21.755	55.819 (2)	77.90	0.326	13:57:02.349
9 -	34.266	21.919	56.185	77.39	0.692	13:57:58.534
10 -	33.436	22.708	56.144	77.45	0.651	13:58:54.678
11 -	33.548	22.519	56.067	77.56	0.574	13:59:50.745

P23 69		Terry SMITH		Yamaha R6 - IMP Racing		
IDEAL LAP TIME : 54.758		BEST LAP TIME : 54.758		DIFFERENCE : 0.000		
LAP	SECTOR 1	SECTOR 2	LAP TIME	MPH	DIFF	TIME OF DAY
1 -		24.164	1:08.582	63.40	13.824	13:50:30.430
2 -	34.412	22.391	56.803	76.55	2.045	13:51:27.233
3 -	33.726	21.956	55.682	78.09	0.924	13:52:22.915
4 -	33.380	22.375	55.755	77.99	0.997	13:53:18.670
5 -	33.790	22.854	56.644	76.77	1.886	13:54:15.314
6 -	34.247	22.696	56.943	76.36	2.185	13:55:12.257
7 -	33.954	22.362	56.316	77.21	1.558	13:56:08.573
8 -	35.069	22.506	57.575	75.52	2.817	13:57:06.148
9 -	33.088	22.063	55.151 (2)	78.84	0.393	13:58:01.299
10 -	33.108	22.236	55.344 (3)	78.57	0.586	13:58:56.643
11 -	32.839	21.919	54.758 (1)	79.41		13:59:51.401

P24 137		Colin McPHERSON		Yamaha R6 -		
IDEAL LAP TIME : 55.678		BEST LAP TIME : 55.678		DIFFERENCE : 0.000		
LAP	SECTOR 1	SECTOR 2	LAP TIME	MPH	DIFF	TIME OF DAY
1 -		22.980	1:06.063	65.82	10.385	13:50:27.911
2 -	34.599	22.472	57.071	76.19	1.393	13:51:24.982
3 -	33.915	22.629	56.544	76.90	0.866	13:52:21.526
4 -	34.226	22.532	56.758	76.61	1.080	13:53:18.284
5 -	33.974	22.650	56.624	76.79	0.946	13:54:14.908
6 -	34.557	22.568	57.125	76.12	1.447	13:55:12.033
7 -	33.788	22.666	56.454	77.02	0.776	13:56:08.487
8 -	33.755	22.441	56.196 (2)	77.38	0.518	13:57:04.683
9 -	33.450	22.228	55.678 (1)	78.10		13:58:00.361
10 -	33.617	22.586	56.203 (3)	77.37	0.525	13:58:56.564
11 -	34.237	22.358	56.595	76.83	0.917	13:59:53.159

BMCRC-MRO Championships 2025 - Rnd 1 @ Brands Hatch Indy

Thunderbike Sport & Supertwins & Formula 400

RACE 10 - SECTOR ANALYSIS



SECTOR 1 = FL to I1, SECTOR 2 = I1 to FL, DIFF = Difference To Personal Best Lap, P = Crossed Finish Line in Pit Lane, D = Time Disallowed

P25 65		Ian SOILLEUX		Honda CBR600 - BDRacing		
IDEAL LAP TIME : 55.143		BEST LAP TIME : 55.143		DIFFERENCE : 0.000		
LAP	SECTOR 1	SECTOR 2	LAP TIME	MPH	DIFF	TIME OF DAY
1 -		23.493	1:08.769	63.23	13.626	13:50:30.617
2 -	34.744	22.330	57.074	76.19	1.931	13:51:27.691
3 -	34.416	22.979	57.395	75.76	2.252	13:52:25.086
4 -	33.928	22.506	56.434	77.05	1.291	13:53:21.520
5 -	33.350	22.354	55.704 (2)	78.06	0.561	13:54:17.224
6 -	33.630	22.197	55.827 (3)	77.89	0.684	13:55:13.051
7 -	33.612	22.500	56.112	77.49	0.969	13:56:09.163
8 -	34.244	22.361	56.605	76.82	1.462	13:57:05.768
9 -	33.173	21.970	55.143 (1)	78.86		13:58:00.911
10 -	33.664	22.415	56.079	77.54	0.936	13:58:56.990
11 -	33.964	22.520	56.484	76.98	1.341	13:59:53.474

P26 402		Kaine FARR		- The Elms B&B Snetterton		
IDEAL LAP TIME : 55.138		BEST LAP TIME : 55.200		DIFFERENCE : 0.062		
LAP	SECTOR 1	SECTOR 2	LAP TIME	MPH	DIFF	TIME OF DAY
1 -		23.603	1:07.681	64.25	12.481	13:50:29.529
2 -	34.441	23.023	57.464	75.67	2.264	13:51:26.993
3 -	35.024	22.921	57.945	75.04	2.745	13:52:24.938
4 -	33.486	23.216	56.702	76.69	1.502	13:53:21.640
5 -	34.483	23.281	57.764	75.28	2.564	13:54:19.404
6 -	33.450	22.644	56.094	77.52	0.894	13:55:15.498
7 -	33.991	23.220	57.211	76.00	2.011	13:56:12.709
8 -	33.198	22.576	55.774 (3)	77.96	0.574	13:57:08.483
9 -	33.183	22.415	55.598 (2)	78.21	0.398	13:58:04.081
10 -	32.774	22.426	55.200 (1)	78.77		13:58:59.281
11 -	34.168	22.364	56.532	76.92	1.332	13:59:55.813

P27 123 F400		Mark GALLAGHER		Honda RVF 400 -		
IDEAL LAP TIME : 56.806		BEST LAP TIME : 56.951		DIFFERENCE : 0.145		
LAP	SECTOR 1	SECTOR 2	LAP TIME	MPH	DIFF	TIME OF DAY
1 -		23.339	1:06.205	65.68	9.254	13:50:28.053
2 -	34.358	22.917	57.275	75.92	0.324	13:51:25.328
3 -	34.130	22.972	57.102 (2)	76.15	0.151	13:52:22.430
4 -	33.946	23.416	57.362	75.80	0.411	13:53:19.792
5 -	34.174	23.356	57.530	75.58	0.579	13:54:17.322
6 -	34.637	23.237	57.874	75.13	0.923	13:55:15.196
7 -	34.332	23.479	57.811	75.22	0.860	13:56:13.007
8 -	34.166	23.050	57.216 (3)	76.00	0.265	13:57:10.223
9 -	34.202	23.101	57.303	75.88	0.352	13:58:07.526
10 -	34.091	22.860	56.951 (1)	76.35		13:59:04.477
11 -	34.472	23.179	57.651	75.42	0.700	14:00:02.128

P28 35 TWINS		Stuart THURTLÉ		Aprilia RS660 - TeamTortoise Racing		
IDEAL LAP TIME : 56.537		BEST LAP TIME : 56.590		DIFFERENCE : 0.053		
LAP	SECTOR 1	SECTOR 2	LAP TIME	MPH	DIFF	TIME OF DAY
1 -		23.888	1:09.914	62.19	13.324	13:50:31.762
2 -	35.727	23.042	58.769	73.99	2.179	13:51:30.531
3 -	35.602	23.196	58.798	73.95	2.208	13:52:29.329
4 -	35.167	23.131	58.298	74.59	1.708	13:53:27.627
5 -	35.335	23.026	58.361	74.51	1.771	13:54:25.988
6 -	36.099	23.132	59.231	73.41	2.641	13:55:25.219
7 -	35.398	23.818	59.216	73.43	2.626	13:56:24.435
8 -	35.046	23.017	58.063	74.89	1.473	13:57:22.498
9 -	34.721	22.623	57.344 (3)	75.83	0.754	13:58:19.842
10 -	34.327	22.499	56.826 (2)	76.52	0.236	13:59:16.668
11 -	34.380	22.210	56.590 (1)	76.84		14:00:13.258

BMCRC-MRO Championships 2025 - Rnd 1 @ Brands Hatch Indy

Thunderbike Sport & Supertwins & Formula 400

RACE 10 - SECTOR ANALYSIS



SECTOR 1 = FL to I1, SECTOR 2 = I1 to FL, DIFF = Difference To Personal Best Lap, P = Crossed Finish Line in Pit Lane, D = Time Disallowed

P29 55		Magnus MANSON-CHUBB		Suzuki SV650 -		
IDEAL LAP TIME : 57.348		BEST LAP TIME : 57.638		DIFFERENCE : 0.290		
LAP	SECTOR 1	SECTOR 2	LAP TIME	MPH	DIFF	TIME OF DAY
1 -		24.392	1:08.682	63.31	11.044	13:50:30.530
2 -	36.282	23.467	59.749	72.78	2.111	13:51:30.279
3 -	35.120	22.921	58.041 (2)	74.92	0.403	13:52:28.320
4 -	34.898	23.734	58.632	74.16	0.994	13:53:26.952
5 -	35.729	23.385	59.114	73.56	1.476	13:54:26.066
6 -	34.972	23.825	58.797	73.95	1.159	13:55:24.863
7 -	35.405	23.980	59.385	73.22	1.747	13:56:24.248
8 -	34.987	23.185	58.172 (3)	74.75	0.534	13:57:22.420
9 -	35.501	23.334	58.835	73.91	1.197	13:58:21.255
10 -	34.758	23.448	58.206	74.71	0.568	13:59:19.461
11 -	34.427	23.211	57.638 (1)	75.44		14:00:17.099

P30 333		Andrew HOUGHTON		Husqvarna FS450 - Techoir		
IDEAL LAP TIME : 57.921		BEST LAP TIME : 58.101		DIFFERENCE : 0.180		
LAP	SECTOR 1	SECTOR 2	LAP TIME	MPH	DIFF	TIME OF DAY
1 -		24.384	1:09.465	62.60	11.364	13:50:31.313
2 -	35.005	23.606	58.611	74.19	0.510	13:51:29.924
3 -	34.315	23.786	58.101 (1)	74.84		13:52:28.025
4 -	34.669	24.050	58.719	74.05	0.618	13:53:26.744
5 -	34.760	24.063	58.823	73.92	0.722	13:54:25.567
6 -	35.085	24.152	59.237	73.41	1.136	13:55:24.804
7 -	35.510	24.494	1:00.004	72.47	1.903	13:56:24.808
8 -	35.421	23.677	59.098	73.58	0.997	13:57:23.906
9 -	34.631	23.833	58.464 (3)	74.38	0.363	13:58:22.370
10 -	34.470	23.973	58.443 (2)	74.40	0.342	13:59:20.813
11 -	34.924	24.141	59.065	73.62	0.964	14:00:19.878

P31 53		Peter HAMMOND		Suzuki SRAD -		
IDEAL LAP TIME : 1:00.286		BEST LAP TIME : 1:00.536		DIFFERENCE : 0.250		
LAP	SECTOR 1	SECTOR 2	LAP TIME	MPH	DIFF	TIME OF DAY
1 -		24.337	1:11.203	61.07	10.667	13:50:33.051
2 -	36.850	24.269	1:01.119	71.14	0.583	13:51:34.170
3 -	36.237	24.299	1:00.536 (1)	71.83		13:52:34.706
4 -	36.671	24.704	1:01.375	70.85	0.839	13:53:36.081
5 -	37.761	24.921	1:02.682	69.37	2.146	13:54:38.763
6 -	36.845	24.193	1:01.038	71.24	0.502	13:55:39.801
7 -	37.003	24.572	1:01.575	70.62	1.039	13:56:41.376
8 -	36.571	24.248	1:00.819 (3)	71.50	0.283	13:57:42.195
9 -	37.329	24.478	1:01.807	70.35	1.271	13:58:44.002
10 -	36.565	24.049	1:00.614 (2)	71.74	0.078	13:59:44.616

P32 40 F400		Archie ORMROD		Kawasaki NINJA400 - Prestige Flooring		
IDEAL LAP TIME : 1:00.620		BEST LAP TIME : 1:00.863		DIFFERENCE : 0.243		
LAP	SECTOR 1	SECTOR 2	LAP TIME	MPH	DIFF	TIME OF DAY
1 -		24.658	1:10.076	62.05	9.213	13:50:31.924
2 -	36.877	24.821	1:01.698	70.48	0.835	13:51:33.622
3 -	36.336	24.527	1:00.863 (1)	71.44		13:52:34.485
4 -	36.943	25.264	1:02.207	69.90	1.344	13:53:36.692
5 -	36.687	24.590	1:01.277 (3)	70.96	0.414	13:54:37.969
6 -	36.855	24.431	1:01.286	70.95	0.423	13:55:39.255
7 -	36.812	24.666	1:01.478	70.73	0.615	13:56:40.733
8 -	36.368	24.556	1:00.924 (2)	71.37	0.061	13:57:41.657
9 -	37.524	24.284	1:01.808	70.35	0.945	13:58:43.465
10 -	37.212	24.782	1:01.994	70.14	1.131	13:59:45.459

BMCRC-MRO Championships 2025 - Rnd 1 @ Brands Hatch Indy

Thunderbike Sport & Supertwins & Formula 400

RACE 10 - SECTOR ANALYSIS



SECTOR 1 = FL to I1, SECTOR 2 = I1 to FL, DIFF = Difference To Personal Best Lap, P = Crossed Finish Line in Pit Lane, D = Time Disallowed

P33 251		Craig FERRIS		Suzuki SV650 K6 - IMP Racing, Kelvedon Dog Training			
IDEAL LAP TIME : 1:01.586		BEST LAP TIME : 1:01.702		DIFFERENCE : 0.116			
LAP	SECTOR 1	SECTOR 2	LAP TIME	MPH	DIFF	TIME OF DAY	
1 -		24.815	1:12.278	60.16	10.576	13:50:34.126	
2 -	36.771	24.931	1:01.702 (1)	70.47		13:51:35.828	
3 -	36.952	25.128	1:02.080 (3)	70.04	0.378	13:52:37.908	
4 -	36.946	25.065	1:02.011 (2)	70.12	0.309	13:53:39.919	
5 -	37.671	25.785	1:03.456	68.52	1.754	13:54:43.375	
6 -	37.795	25.976	1:03.771	68.19	2.069	13:55:47.146	
7 -	37.315	26.440	1:03.755	68.20	2.053	13:56:50.901	
8 -	37.835	25.244	1:03.079	68.93	1.377	13:57:53.980	
9 -	37.527	26.081	1:03.608	68.36	1.906	13:58:57.588	
10 -	37.757	25.388	1:03.145	68.86	1.443	14:00:00.733	

P34 54		Adam JAMISON		Yamaha R6 - Team AJR			
IDEAL LAP TIME : 52.216		BEST LAP TIME : 52.531		DIFFERENCE : 0.315			
LAP	SECTOR 1	SECTOR 2	LAP TIME	MPH	DIFF	TIME OF DAY	
1 -		21.562	1:00.203	72.23	7.672	13:50:22.051	
2 -	31.676	21.168	52.844 (3)	82.29	0.313	13:51:14.895	
3 -	31.982	21.024	53.006	82.03	0.475	13:52:07.901	
4 -	31.454	21.438	52.892	82.21	0.361	13:53:00.793	
5 -	31.433	21.264	52.697 (2)	82.52	0.166	13:53:53.490	
6 -	31.192	21.339	52.531 (1)	82.78		13:54:46.021	

P35 95 F400		Greg MARSHALL		Kawasaki NINJA 400 - EBCBrakes, Redline, Cobb & Jagger			
IDEAL LAP TIME : 55.015		BEST LAP TIME : 55.015		DIFFERENCE : 0.000			
LAP	SECTOR 1	SECTOR 2	LAP TIME	MPH	DIFF	TIME OF DAY	
1 -		23.020	1:05.249	66.64	10.234	13:50:27.097	
2 -	33.324	22.624	55.948	77.72	0.933	13:51:23.045	
3 -	33.134	22.407	55.541 (3)	78.29	0.526	13:52:18.586	
4 -	32.887	22.447	55.334 (2)	78.58	0.319	13:53:13.920	
5 -	32.628	22.387	55.015 (1)	79.04		13:54:08.935	

P36 27 TWINS		Ben BROWN		Yamaha R7 - Hunts Motorcycles			
IDEAL LAP TIME : 55.084		BEST LAP TIME : 55.436		DIFFERENCE : 0.352			
LAP	SECTOR 1	SECTOR 2	LAP TIME	MPH	DIFF	TIME OF DAY	
1 -		22.111	1:02.143	69.97	6.707	13:50:23.991	
2 -	33.329	22.107	55.436 (1)	78.44		13:51:19.427	
3 -	33.710	21.755	55.465 (2)	78.40	0.029	13:52:14.892	

P37 88		Florentin Valentin STANCIU		Honda 600F -			
IDEAL LAP TIME : 55.005		BEST LAP TIME : 55.005		DIFFERENCE : 0.000			
LAP	SECTOR 1	SECTOR 2	LAP TIME	MPH	DIFF	TIME OF DAY	
1 -		22.450	1:04.018	67.92	9.013	13:50:25.866	
2 -	34.181	22.903	57.084 (2)	76.17	2.079	13:51:22.950	
3 -	32.903	22.102	55.005 (1)	79.05		13:52:17.955	

BMCRC-MRO Championships 2025 - Rnd 1 @ Brands Hatch Indy

Thunderbike Sport & Supertwins & Formula 400

RACE 10 - BEST SECTORS

POS	SECTOR 1		SECTOR 2		IDEAL / BEST COMPARISON						
	NO	TIME	NO	TIME	POS	NO	NAME	IDEAL	BEST	DIFF	
								PERFECT LAP	49.334		
1	47	29.316	47	20.018	1	47	SEABRIGHT	49.334	49.372	0.038	
2	711	30.472	711	20.688	2	711	HARDY	51.160	51.160	0.000	
3	48	30.801	48	20.783	3	48	WALLIS	51.584	51.584	0.000	
4	3	30.915	97	20.910	4	3	ARBON	51.865	51.865	0.000	
5	19	31.074	3	20.950	5	97	MANN	52.081	52.480	0.399	
6	97	31.171	54	21.024	6	54	JAMISON	52.216	52.531	0.315	
7	54	31.192	5	21.064	7	5	STONE	52.308	52.353	0.045	
8	76	31.216	43	21.116	8	19	DANCE	52.414	52.470	0.056	
9	5	31.244	81	21.136	9	43	CARSON	52.421	52.497	0.076	
10	43	31.305	2	21.164	10	81	MAY	52.680	53.129	0.449	
11	81	31.544	151	21.253	11	76	WILKINSON	52.708	52.752	0.044	
12	151	31.608	19	21.340	12	151	SMITH	52.861	53.140	0.279	
13	2	31.866	76	21.492	13	2	SEATH	53.030	53.045	0.015	
14	141	32.041	77	21.606	14	73	SIMS	53.656	53.894	0.238	
15	73	32.050	73	21.606	15	77	WHITE	53.784	53.870	0.086	
16	77	32.178	8	21.660	16	141	ANDREWS	53.853	54.423	0.570	
17	26	32.305	50	21.740	17	115	DONKERSLEY	54.193	54.210	0.017	
18	79	32.413	75	21.755	18	8	SMITH	54.282	54.282	0.000	
19	115	32.431	27	21.755	19	79	CRONE	54.306	54.506	0.200	
20	8	32.622	115	21.762	20	26	LEE	54.599	54.794	0.195	
21	95	32.628	141	21.812	21	69	SMITH	54.758	54.758	0.000	
22	402	32.774	79	21.893	22	50	TUFNALL	54.867	54.888	0.021	
23	69	32.839	69	21.919	23	75	MAY	54.983	55.493	0.510	
24	88	32.903	65	21.970	24	88	STANCIU	55.005	55.005	0.000	
25	50	33.127	6	21.992	25	95	MARSHALL	55.015	55.015	0.000	
26	65	33.173	88	22.102	26	27	BROWN	55.084	55.436	0.352	
27	75	33.228	35	22.210	27	402	FARR	55.138	55.200	0.062	
28	6	33.269	137	22.228	28	65	SOILLEUX	55.143	55.143	0.000	
29	27	33.329	26	22.294	29	6	PYMM	55.261	55.261	0.000	
30	137	33.450	402	22.364	30	137	McPHERSON	55.678	55.678	0.000	
31	123	33.946	95	22.387	31	35	THURTLE	56.537	56.590	0.053	
32	333	34.315	123	22.860	32	123	GALLAGHER	56.806	56.951	0.145	
33	35	34.327	55	22.921	33	55	MANSON-CHUBB	57.348	57.638	0.290	
34	55	34.427	333	23.606	34	333	HOUGHTON	57.921	58.101	0.180	
35	53	36.237	53	24.049	35	53	HAMMOND	1:00.286	1:00.536	0.250	
36	40	36.336	40	24.284	36	40	ORMROD	1:00.620	1:00.863	0.243	
37	251	36.771	251	24.815	37	251	FERRIS	1:01.586	1:01.702	0.116	

BMCRC-MRO Championships 2025 - Rnd 1 @ Brands Hatch Indy

Thunderbike Sport & Supertwins & Formula 400

RACE 10 - STATISTICS

Competitors Started 37
Planned Start 2025-03-16 @ 14:20:00.000
Actual Start 2025-03-16 @ 13:49:21.847
Finish Time 2025-03-16 @ 13:59:28.029
Track Length 1.2079mi.
Total Laps 389
Total Distance Covered 469.8908mi.

Session Fastest Lap History

NO	CL	NAME	LAP TIME	TIME OF DAY	LAP	VEHICLE
47	TWINS	Fenton SEABRIGHT	49.685	13:51:06.653	2	Aprilia RS 660
47	TWINS	Fenton SEABRIGHT	49.558	13:51:56.211	3	Aprilia RS 660
47	TWINS	Fenton SEABRIGHT	49.526	13:52:45.736	4	Aprilia RS 660
47	TWINS	Fenton SEABRIGHT	49.434	13:57:48.419	10	Aprilia RS 660
47	TWINS	Fenton SEABRIGHT	49.372	13:59:28.055	12	Aprilia RS 660

Session Leader History

NO	CL	NAME	FROM LAP	LAPS LED	DISTANCE	VEHICLE
47	TWINS	Fenton SEABRIGHT	1	12	14.49 miles	Aprilia RS 660

Flag History

TYPE	TIME OF DAY
GREEN	13:49:21.847
FINISH	13:59:28.029

Flag Statistics

TYPE	COUNT	TOTAL LAPS	TOTAL TIME
Green	1	12	12:02.597
Red	0	0	0.000
Safety Car	0	0	0.000
FCY	0	0	0.000

BMCRC-MRO Championships 2025 - Rnd 1 @ Brands Hatch Indy

Thunderbike Sport & Supertwins & Formula 400

RACE 10 - STATISTICS

CLASS :

18 Starters

Fastest Lap History

NO	NAME	LAP TIME	TIME OF DAY	LAP	VEHICLE
48	Shaun WALLIS	52.040	13:51:11.719	2	Yamaha R6 (W)
48	Shaun WALLIS	51.887	13:56:25.852	8	Yamaha R6 (W)
48	Shaun WALLIS	51.643	13:58:09.884	10	Yamaha R6 (W)
48	Shaun WALLIS	51.584	13:59:01.468	11	Yamaha R6 (W)

Leader History

NO	NAME	FROM LAP	LAPS LED	DISTANCE	VEHICLE
48	Shaun WALLIS	1	12	14.49 miles	Yamaha R6 (W)

BMCRC-MRO Championships 2025 - Rnd 1 @ Brands Hatch Indy

Thunderbike Sport & Supertwins & Formula 400

RACE 10 - STATISTICS

CLASS : TWINS

10 Starters

Fastest Lap History

NO	NAME	LAP TIME	TIME OF DAY	LAP	VEHICLE
47	Fenton SEABRIGHT	49.685	13:51:06.653	2	Aprilia RS 660
47	Fenton SEABRIGHT	49.558	13:51:56.211	3	Aprilia RS 660
47	Fenton SEABRIGHT	49.526	13:52:45.736	4	Aprilia RS 660
47	Fenton SEABRIGHT	49.434	13:57:48.419	10	Aprilia RS 660
47	Fenton SEABRIGHT	49.372	13:59:28.055	12	Aprilia RS 660

Leader History

NO	NAME	FROM LAP	LAPS LED	DISTANCE	VEHICLE
47	Fenton SEABRIGHT	1	12	14.49 miles	Aprilia RS 660

BMCRC-MRO Championships 2025 - Rnd 1 @ Brands Hatch Indy

Thunderbike Sport & Supertwins & Formula 400

RACE 10 - STATISTICS

CLASS : F400


9 Starters

Fastest Lap History

NO	NAME	LAP TIME	TIME OF DAY	LAP	VEHICLE
76	Luca WILKINSON	53.298	13:51:14.609	2	Kawasaki ZX4RR
19	Craig DANCE	52.847	13:51:14.930	2	Kawasaki ZX400 RR
76	Luca WILKINSON	52.776	13:54:47.109	6	Kawasaki ZX4RR
19	Craig DANCE	52.717	13:54:47.402	6	Kawasaki ZX400 RR
19	Craig DANCE	52.700	13:57:28.890	9	Kawasaki ZX400 RR
19	Craig DANCE	52.564	13:59:14.248	11	Kawasaki ZX400 RR
19	Craig DANCE	52.470	14:00:06.717	12	Kawasaki ZX400 RR

Leader History

NO	NAME	FROM LAP	LAPS LED	DISTANCE	VEHICLE
76	Luca WILKINSON	1	12	14.49 miles	Kawasaki ZX4RR



BMCR-MRO Championships 2025 - Rnd 1 @ Brands Hatch Indy

Thunderbike Sport & Supertwins & Formula 400

RACE 20 - GRID (12 Laps)

ROW 13	39	30	David LUFF	38	56	Jack MUIR	37	251	Craig FERRIS	1:01.702
ROW 12	36	40	Archie ORMROD	35	53	Peter HAMMOND	34	333	Andrew HOUGHTON	58.101
ROW 11	33	55	Magnus MANSON-CHUBB	32	123	Mark GALLAGHER	31	35	Stuart THURTLÉ	56.590
ROW 10	30	137	Colin McPHERSON	29	75	Stewart MAY	28	27	Ben BROWN	55.436
ROW 9	27	6	Greg PYMM	26	402	Kaine FARR	25	65	Ian SOILLEUX	55.143
ROW 8	24	95	Greg MARSHALL	23	88	Florentin Valentin STANCIU	22	50	Alex TUFNALL	54.888
ROW 7	21	26	Damian LEE	20	69	Terry SMITH	19	79	Sean CRONE	54.506
ROW 6	18	141	Jack ANDREWS	17	8	Leigh SMITH	16	115	Jake DONKERSLEY	54.210
ROW 5	15	73	Ollie SIMS	14	77	Joe WHITE	13	151	Nick SMITH	53.140
ROW 4	12	81	Malvern MAY	11	2	James SEATH	10	76	Luca WILKINSON	52.752
ROW 3	9	54	Adam JAMISON	8	43	Adam CARSON	7	97	Alex MANN	52.480
ROW 2	6	19	Craig DANCE	5	5	Logan STONE	4	3	Oliver ARBON	51.865
ROW 1	3	48	Shaun WALLIS	2	711	Maximus HARDY	1	47	Fenton SEABRIGHT	49.372
Pole										

These results are provisional until the conclusion of any judicial and technical matters.

Brands Hatch Indy: 1.2079 miles

Clerk Of Course:	Timekeeper:	<i>Craig Smith</i>	
------------------	-------------	--------------------	--

Results can be found at www.tsl-timing.com

Printed - 14:04 Sunday, 16 March 2025





BMCRC-MRO Championships 2025 - Rnd 1 @ Brands Hatch Indy

Thunderbike Sport & Supertwins & Formula 400

RACE 20 - CLASSIFICATION

Race Distance: 12 Laps / 14.49 miles

POS	NO	CL	PIC	NAME	ENTRY	LAPS	TIME	GAP	DIFF	MPH	BEST	ON	GRD	↑↓
1	47	TWINS	1	Fenton SEABRIGHT	Aprilia RS 660 - Fhs racing	12	10:10.142			85.52	49.566	11	1	0
2	711	TWINS	2	Maximus HARDY	Triumph 660 - DAD	12	10:30.409	20.267	20.267	82.77	51.314	5	2	0
3	48		1	Shaun WALLIS	Yamaha R6 (W) - MBC Despatch Racing	12	10:33.116	22.974	2.707	82.42	51.705	4	3	0
4	56		2	Jack MUIR	Suzuki GSXR 600 -	12	10:39.049	28.907	5.933	81.65	51.398	9	38	34
5	19	F400	1	Craig DANCE	Kawasaki ZX400 RR - 2 brothers scaffolding	12	10:39.446	29.304	0.397	81.60	52.247	11	6	1
6	97	TWINS	3	Alex MANN	- EB1 Racing	12	10:40.071	29.929	0.625	81.52	51.748	11	7	1
7	5		3	Logan STONE	Yamaha R6 -	12	10:40.879	30.737	0.808	81.42	52.318	9	5	-2
8	54		4	Adam JAMISON	Yamaha R6 - Team AJR	12	10:41.006	30.864	0.127	81.40	52.438	8	9	1
9	3*	TWINS	4	Oliver ARBON	Suzuki SV650 - TT Plumbing & Heating	12	10:49.727	39.585	8.721	80.31	51.918	9	4	-5
10	151		5	Nick SMITH	Honda CBR600RR - Hi-Precision Engineering Ltd	12	10:54.887	44.745	5.160	79.68	52.986	3	13	3
11	2	TWINS	5	James SEATH	Aprilia RS660 - Ovenden Earthmoving	12	10:59.034	48.892	4.147	79.18	53.684	12	11	0
12	73	F400	2	Ollie SIMS	Kawasaki NINJA 400 - Motorbodies Weston Ltd	12	11:01.582	51.440	2.548	78.87	53.868	12	15	3
13	95	F400	3	Greg MARSHALL	Kawasaki NINJA 400 - EBCBrakes, Redline, Cobb & Jagger	12	11:02.745	52.603	1.163	78.73	53.274	12	24	11
14	77		6	Joe WHITE	Suzuki GSXR 600 MAIN - The Race Shack /Just In Graphics	11	10:11.095	1 Lap	1 Lap	78.27	54.437	4	14	0
15	115	F400	4	Jake DONKERSLEY	Kawasaki ZX4RR -	11	10:12.209	1 Lap	1.114	78.13	54.267	4	16	1
16	141	TWINS	6	Jack ANDREWS	Yamaha R7 - B1 Barbers and power tool hub	11	10:12.273	1 Lap	0.064	78.12	54.371	11	18	2
17	81	TWINS	7	Malvern MAY	Aprilia RS660 - IMP racing	11	10:26.028	1 Lap	13.755	76.40	55.477	11	12	-5
18	8		7	Leigh SMITH	Yamaha R6 - Smiths Mechanical Support Ltd, Lamonde Aut	11	10:27.094	1 Lap	1.066	76.27	55.827	11	17	-1
19	50	TWINS	8	Alex TUFNALL	Suzuki SV650 -	11	10:27.372	1 Lap	0.278	76.24	55.783	3	22	3
20	69		8	Terry SMITH	Yamaha R6 - IMP Racing	11	10:27.771	1 Lap	0.399	76.19	55.763	11	20	0
21	75		9	Stewart MAY	Kawasaki ZX6R - Joe's taxidermy you snuff em we stuff em	11	10:28.083	1 Lap	0.312	76.15	55.849	3	29	8
22	6		10	Greg PYMM	Suzuki GSXR600 - Precision Installations, CMR, Grim Fabric	11	10:37.253	1 Lap	9.170	75.06	56.430	11	27	5
23	79*	F400	5	Sean CRONE	- BD RACING	11	10:38.013	1 Lap	0.760	74.97	55.785	9	19	-4
24	65		11	Ian SOILLEUX	Honda CBR600 - BDRacing	11	10:38.727	1 Lap	0.714	74.89	55.895	8	25	1
25	137		12	Colin McPHERSON	Yamaha R6 -	11	10:40.606	1 Lap	1.879	74.67	56.699	6	30	5
26	402		13	Kaine FARR	- The Elms B&B Snetterton	11	10:41.498	1 Lap	0.892	74.56	56.579	9	26	0
27	123	F400	6	Mark GALLAGHER	Honda RVF 400 -	11	10:47.556	1 Lap	6.058	73.86	57.317	8	32	5
28	55		14	Magnus MANSON-CHUBB	Suzuki SV650 -	11	10:49.132	1 Lap	1.576	73.69	57.396	11	33	5
29	88*		15	Florentin Valentin STANCIU	Honda 600F -	11	10:50.663	1 Lap	1.531	73.51	56.682	6	23	-6
30	35	TWINS	9	Stuart THURTL	Aprilia RS660 - TeamTortoise Racing	11	10:52.261	1 Lap	1.598	73.33	57.167	6	31	1
31	333		16	Andrew HOUGHTON	Husqvarna FS450 - Techoir	11	10:52.963	1 Lap	0.702	73.25	58.056	7	34	3
32	40	F400	7	Archie ORMROD	Kawasaki NINJA400 - Prestige Flooring	10	10:14.922	2 Laps	1 Lap	70.71	59.680	3	36	4
33	53		17	Peter HAMMOND	Suzuki SRAD -	10	10:21.376	2 Laps	6.454	69.98	1:00.316	10	35	2
34	251		18	Craig FERRIS	Suzuki SV650 K6 - IMP Racing, Kelvedon Dog Training	10	10:45.519	2 Laps	24.143	67.36	1:02.804	2	37	3

NOT CLASSIFIED

DNF	76	F400		Luca WILKINSON	Kawasaki ZX4RR - Speedy Freight - NW Racing	6	5:21.474	6 Laps	4 Laps	81.16	52.367	3	10	
DNF	26	F400		Damian LEE	Yamaha TZR250 - Leed Autos	4	3:54.393	8 Laps	2 Laps	74.21	55.362	2	21	

FASTEST LAP

47	TWINS	Fenton SEABRIGHT	Aprilia RS 660 - Fhs racing	11	49.566	87.73 mph	141.19 kph
56		Jack MUIR	Suzuki GSXR 600 -	9	51.398	84.60 mph	136.16 kph
19	F400	Craig DANCE	Kawasaki ZX400 RR - 2 brothers scaffolding	11	52.247	83.23 mph	133.94 kph

* No. 3, 79 & 88 - 10 second penalty - yellow flag infringement

Class TWINS - 92.5% of Race Speed = 79.10 mph

Class - 92.5% of Race Speed = 76.23 mph

Class F400 - 92.5% of Race Speed = 75.48 mph

Weather / Track : Cloudy / Dry

These results are provisional until the conclusion of any judicial and technical matters.

Date: 16/03/2025 Start: 16:59 Finish: 17:10

Brands Hatch Indy: 1.2079 miles

Clerk Of Course:

Timekeeper:

Craig Smith



BMCRC-MRO Championships 2025 - Rnd 1 @ Brands Hatch Indy

Thunderbike Sport & Supertwins & Formula 400

RACE 20 - LAP CHART

LAP 1 @ 17:00:54.630

NO	BEHIND	LAP TIME
47		55.557
711	1.234	56.791
48	1.587	57.144
19	2.523	58.080
76	2.941	58.498
97	2.983	58.540
54	3.688	59.245
5	3.797	59.354
151	4.265	59.822
3	4.404	59.961
2	5.916	1:01.473
77	6.663	1:02.220
115	7.028	1:02.585
73	7.361	1:02.918
56	7.854	1:03.411
8	8.172	1:03.729
141	8.827	1:04.384
81	9.135	1:04.692
95	9.540	1:05.097
50	9.843	1:05.400
75	9.959	1:05.516
69	10.006	1:05.563
88	10.815	1:06.372
79	10.994	1:06.551
402	11.552	1:07.109
137	11.588	1:07.145
26	11.988	1:07.545
123	12.358	1:07.915
6	12.439	1:07.996
333	12.642	1:08.199
55	13.091	1:08.648
35	13.201	1:08.758
65	14.083	1:09.640
40	14.305	1:09.862
53	14.948	1:10.505
251	16.472	1:12.029

LAP 2 @ 17:01:44.847

NO	BEHIND	LAP TIME
47		50.217
711	3.319	52.302
48	3.357	51.987
19	4.995	52.689
76	5.500	52.776
97	5.567	52.801
5	6.434	52.854
54	6.967	53.496
3	7.215	53.028
151	7.363	53.315
2	10.288	54.589
56	11.109	53.472
77	11.290	54.844
73	11.976	54.832
115	12.580	55.769
8	13.963	56.008
141	14.436	55.826
81	14.538	55.620
95	14.600	55.277
50	15.614	55.988
75	15.678	55.936
69	16.357	56.568
26	17.133	55.362
79	17.308	56.531

88	18.362	57.764
137	19.028	57.657
6	19.309	57.087
402	19.364	58.029
333	20.665	58.240
123	20.697	58.556
35	21.505	58.521
55	21.617	58.743
65	21.961	58.095
40	24.431	1:00.343
53	25.290	1:00.559
251	29.059	1:02.804

LAP 3 @ 17:02:34.707

NO	BEHIND	LAP TIME
47		49.860
711	4.844	51.385
48	5.260	51.763
19	7.521	52.386
76	8.007	52.367
97	8.061	52.354
5	9.241	52.667
3	9.684	52.329
54	9.931	52.824
151	10.489	52.986
56	14.097	52.848
2	14.809	54.381
77	16.137	54.707
73	16.675	54.559
115	17.300	54.580
141	19.495	54.919
95	19.551	54.811
8	20.981	56.878
81	21.467	56.789
50	21.537	55.783
75	21.667	55.849
69	22.603	56.106
26	22.889	55.616
79	23.404	55.956
88	26.098	57.596
6	26.273	56.824
137	26.975	57.807
402	28.279	58.775
123	28.461	57.624
333	29.208	58.403
65	29.657	57.556
55	29.850	58.093
35	31.931	1:00.286
40	34.251	59.680
53	36.258	1:00.828
251	42.348	1:03.149

LAP 4 @ 17:03:24.613

NO	BEHIND	LAP TIME
47		49.906
711	6.269	51.331
48	7.059	51.705
19	10.160	52.545
76	10.778	52.677
97	10.823	52.668
5	11.927	52.592
3	12.406	52.628
54	12.666	52.641
151	14.766	54.183
56	16.658	52.467

2	19.018	54.115
77	20.668	54.437
73	21.214	54.445
115	21.661	54.267
95	23.353	53.708
141	24.084	54.495
8	27.198	56.123
50	27.954	56.323
81	28.245	56.684
75	28.387	56.626
69	28.554	55.857
26	28.853	55.870
79	29.617	56.119
88	33.467	57.275
6	33.735	57.368
137	34.085	57.016
123	36.154	57.599
402	36.570	58.197
65	37.550	57.799
333	37.905	58.603
55	38.487	58.543
35	40.254	58.229
40	44.107	59.762
53	47.597	1:01.245

LAP 5 @ 17:04:14.317

NO	BEHIND	LAP TIME
47		49.704
251	1 Lap	1:02.994
711	7.879	51.314
48	9.232	51.877
19	13.193	52.737
76	13.537	52.463
97	13.601	52.482
5	14.638	52.415
3	14.932	52.230
54	15.459	52.497
151	18.502	53.440
56	18.663	51.709
2	23.195	53.881
77	25.656	54.692
73	26.211	54.701
115	26.506	54.549
95	27.436	53.787
141	29.235	54.855
8	33.694	56.200
50	34.469	56.219
81	34.651	56.110
69	34.724	55.874
75	34.963	56.280
79	35.968	56.055
88	40.729	56.966
6	41.106	57.075
137	41.759	57.378
123	44.118	57.668
402	44.321	57.455
65	44.525	56.679
333	46.492	58.291
55	47.264	58.481
35	48.049	57.499

LAP 6 @ 17:05:05.054

NO	BEHIND	LAP TIME
47		50.737
40	1 Lap	1:00.167

711	8.932	51.790
53	1 Lap	1:02.463
48	11.053	52.558
76	15.493	52.693
97	15.583	52.719
19	15.653	53.197
5	16.534	52.633
3	16.747	52.552
54	17.173	52.451
251	1 Lap	1:03.413
56	20.481	52.555
151	21.106	53.341
2	26.725	54.267
77	29.727	54.808
73	30.378	54.904
115	30.556	54.787
95	30.622	53.923
141	33.492	54.994
8	39.914	56.957
50	40.329	56.597
81	40.366	56.452
69	40.509	56.522
75	40.829	56.603
79	41.693	56.462
88	46.674	56.682
6	47.027	56.658
137	47.721	56.699

LAP 7 @ 17:05:55.393

NO	BEHIND	LAP TIME
47		50.339
402	1 Lap	57.566
123	1 Lap	57.875
65	1 Lap	57.656
333	1 Lap	58.305
55	1 Lap	57.901
35	1 Lap	57.167
711	10.207	51.614
48	13.703	52.989
40	1 Lap	1:00.629
19	18.303	52.989
97	18.410	53.166
5	18.739	52.544
3	19.195	52.787
54	19.539	52.705
53	1 Lap	1:01.470
56	22.202	52.060
151	26.091	55.324
2	31.053	54.667
251	1 Lap	1:04.165
77	34.596	55.208
73	34.660	54.621
95	35.020	54.737
115	35.167	54.950
141	37.702	54.549
8	45.871	56.296
50	46.165	56.175
81	46.371	56.344
69	46.600	56.430
75	47.207	56.717
79	47.714	56.360

LAP 8 @ 17:06:47.983

NO	BEHIND	LAP TIME
47		52.590

88	1 Lap	57.103
6	1 Lap	57.598
137	1 Lap	56.946
402	1 Lap	56.728
65	1 Lap	56.636
123	1 Lap	58.238
35	1 Lap	57.620
333	1 Lap	58.056
55	1 Lap	57.710
711	9.479	51.862
48	13.621	52.508
5	18.988	52.839
3	19.023	52.418
97	19.071	53.251
19	19.086	53.373
54	19.387	52.438
56	21.255	51.643
40	1 Lap	1:00.585
151	28.059	54.558
53	1 Lap	1:01.363
2	32.717	54.254
73	36.687	54.617
95	37.776	55.346
77	37.920	55.914
115	38.107	55.530
141	39.830	54.718
251	1 Lap	1:03.446
81	49.377	55.596
8	49.697	56.416

LAP 9 @ 17:07:37.753

NO	BEHIND	LAP TIME
47		49.770
50	1 Lap	56.405
69	1 Lap	56.473
75	1 Lap	56.201
79	1 Lap	56.410
88	1 Lap	56.806
6	1 Lap	56.541
137	1 Lap	57.207
65	1 Lap	55.895
402	1 Lap	57.106
711	12.380	52.671
123	1 Lap	57.317
48	16.628	52.777
55	1 Lap	58.036
35	1 Lap	58.619
333	1 Lap	59.152
3	21.171	51.918
5	21.536	52.318
19	21.571	52.255
97	21.977	52.676
54	22.061	52.444
56	22.883	51.398
151	32.809	54.520
40	1 Lap	1:00.792
2	37.532	54.585
53	1 Lap	1:00.758
73	40.872	53.955
95	41.683	53.677
77	42.869	54.719
115	43.845	55.508
141	44.645	54.585

BMCRC-MRO Championships 2025 - Rnd 1 @ Brands Hatch Indy

Thunderbike Sport & Supertwins & Formula 400

RACE 20 - LAP CHART

LAP 10 @ 17:08:28.197		
NO	BEHIND	LAP TIME

47		50.444
81	1 Lap	56.148
8	1 Lap	56.453
50	1 Lap	56.259
69	1 Lap	56.028
75	1 Lap	56.037
79	1 Lap	55.785
251	2 Laps	1:04.442
88	1 Lap	57.125
6	1 Lap	56.957
711	15.305	53.369
137	1 Lap	56.792
65	1 Lap	56.031
402	1 Lap	56.579
48	18.567	52.383
123	1 Lap	58.163
3	23.335	52.608
19	23.841	52.714
97	24.220	52.687
55	1 Lap	57.568
35	1 Lap	57.343
54	24.997	53.380
56	25.294	52.855
5	25.400	54.308
333	1 Lap	58.396
151	36.615	54.250
2	42.106	55.018
40	1 Lap	1:00.837
73	44.629	54.201
95	45.808	54.569
77	47.328	54.903
115	48.281	54.880
141	48.778	54.577

LAP 11 @ 17:09:17.763		
NO	BEHIND	LAP TIME

47		49.566
53	2 Laps	1:01.869
81	1 Lap	56.116
8	1 Lap	56.207
50	1 Lap	56.416
69	1 Lap	56.587
75	1 Lap	56.349
79	1 Lap	55.974
711	18.919	53.180
6	1 Lap	56.719
251	2 Laps	1:04.611
48	22.451	53.450
88	1 Lap	57.697
137	1 Lap	56.969
65	1 Lap	55.933
402	1 Lap	56.774
3	25.905	52.136
97	26.402	51.748
19	26.522	52.247
56	27.515	51.787
54	28.917	53.486
5	29.126	53.292
123	1 Lap	58.343
55	1 Lap	58.013
35	1 Lap	59.856
333	1 Lap	58.557
151	41.593	54.544

2	46.660	54.120
73	49.024	53.961
95	50.781	54.539

LAP 12 @ 17:10:09.215		
NO	BEHIND	LAP TIME

47		51.452
77	1 Lap	54.643
115	1 Lap	54.804
141	1 Lap	54.371
40	2 Laps	1:02.265
53	2 Laps	1:00.316
81	1 Lap	55.477
8	1 Lap	55.827
50	1 Lap	55.807
69	1 Lap	55.763
79	1 Lap	55.810
75	1 Lap	55.969
711	20.267	52.800
48	22.974	51.975
6	1 Lap	56.430
65	1 Lap	56.807
56	28.907	52.844
19	29.304	54.234
3	29.585	55.132
97	29.929	54.979
137	1 Lap	58.990
88	1 Lap	59.277
5	30.737	53.063
54	30.864	53.399
402	1 Lap	57.180
251	2 Laps	1:04.466
123	1 Lap	58.258
55	1 Lap	57.396
35	1 Lap	58.363
333	1 Lap	58.761
151	44.745	54.604
2	48.892	53.684
73	51.440	53.868
95	52.603	53.274

BMCRC-MRO Championships 2025 - Rnd 1 @ Brands Hatch Indy

Thunderbike Sport & Supertwins & Formula 400

RACE 20 - POSITION CHART

No	Name	Lap Pos	Lap												
			1	2	3	4	5	6	7	8	9	10	11	12	
47	SEABRIGHT	1	47	47	47	47	47	47	47	47	47	47	47	47	47
711	HARDY	2	711	711	711	711	711	711	711	711	711	711	711	711	711
48	WALLIS	3	48	48	48	48	48	48	48	48	48	48	48	48	48
3	ARBON	4	19	19	19	19	19	76	19	5	3	3	3	56	
5	STONE	5	76	76	76	76	76	97	97	3	5	19	97	19	
19	DANCE	6	97	97	97	97	97	19	5	97	19	97	19	3	
97	MANN	7	54	5	5	5	5	5	3	19	97	54	56	97	
54	JAMISON	8	5	54	3	3	3	3	54	54	54	56	54	5	
76	WILKINSON	9	151	3	54	54	54	54	56	56	56	5	5	54	
2	SEATH	10	3	151	151	151	151	56	151	151	151	151	151	151	
81	MAY	11	2	2	56	56	56	151	2	2	2	2	2	2	
151	SMITH	12	77	56	2	2	2	2	77	73	73	73	73	73	
77	WHITE	13	115	77	77	77	77	77	73	95	95	95	95	95	
73	SIMS	14	73	73	73	73	73	73	95	77	77	77	77		
115	DONKERSLEY	15	56	115	115	115	115	115	115	115	115	115	115		
8	SMITH	16	8	8	141	95	95	95	141	141	141	141	141		
141	ANDREWS	17	141	141	95	141	141	141	8	81	81	81	81		
79	CRONE	18	81	81	8	8	8	8	50	8	8	8	8		
69	SMITH	19	95	95	81	50	50	50	81	50	50	50	50		
26	LEE	20	50	50	50	81	81	81	69	69	69	69	69		
50	TUFNALL	21	75	75	75	75	69	69	75	75	75	75	79		
88	STANCIU	22	69	69	69	69	75	75	79	79	79	79	75		
95	MARSHALL	23	88	26	26	26	79	79	88	88	88	6	6		
65	SOILLEUX	24	79	79	79	79	88	88	6	6	6	88	65		
402	FARR	25	402	88	88	88	6	6	137	137	137	137	137		
6	PYMM	26	137	137	6	6	137	137	402	65	65	65	88		
75	MAY	27	26	6	137	137	123	402	65	402	402	402	402		
137	McPHERSON	28	123	402	402	123	402	123	123	123	123	123	123		
35	THURTLLE	29	6	333	123	402	65	65	35	55	55	55	55		
123	GALLAGHER	30	333	123	333	65	333	333	333	35	35	35	35		
55	MANSON-CHUBB	31	55	35	65	333	55	55	55	333	333	333	333		
333	HOUGHTON	32	35	55	55	55	35	35	40	40	40	40			
53	HAMMOND	33	65	65	35	35	40	40	53	53	53	53			
40	ORMROD	34	40	40	40	40	53	53	251	251	251	251			
251	FERRIS	35	53	53	53	53	251	251							
56	MUIR	36	251	251	251	251									

BMCRC-MRO Championships 2025 - Rnd 1 @ Brands Hatch Indy

Thunderbike Sport & Supertwins & Formula 400

RACE 20 - SECTOR ANALYSIS



SECTOR 1 = FL to I1, SECTOR 2 = I1 to FL, DIFF = Difference To Personal Best Lap, P = Crossed Finish Line in Pit Lane, D = Time Disallowed

P1 47 TWINS Fenton SEABRIGHT			Aprilia RS 660 - Fhs racing			
IDEAL LAP TIME : 49.566		BEST LAP TIME : 49.566	DIFFERENCE : 0.000			
LAP	SECTOR 1	SECTOR 2	LAP TIME	MPH	DIFF	TIME OF DAY
1 -		20.708	55.557	78.27	5.991	17:00:54.630
2 -	29.837	20.380	50.217	86.59	0.651	17:01:44.847
3 -	29.649	20.211	49.860	87.21	0.294	17:02:34.707
4 -	29.551	20.355	49.906	87.13	0.340	17:03:24.613
5 -	29.463	20.241	49.704 (2)	87.49	0.138	17:04:14.317
6 -	30.479	20.258	50.737	85.70	1.171	17:05:05.054
7 -	29.962	20.377	50.339	86.38	0.773	17:05:55.393
8 -	31.950	20.640	52.590	82.68	3.024	17:06:47.983
9 -	29.412	20.358	49.770 (3)	87.37	0.204	17:07:37.753
10 -	30.169	20.275	50.444	86.20	0.878	17:08:28.197
11 -	29.377	20.189	49.566 (1)	87.73		17:09:17.763
12 -	30.106	21.346	51.452	84.51	1.886	17:10:09.215

P2 711 TWINS Maximus HARDY			Triumph 660 - DAD			
IDEAL LAP TIME : 51.226		BEST LAP TIME : 51.314	DIFFERENCE : 0.088			
LAP	SECTOR 1	SECTOR 2	LAP TIME	MPH	DIFF	TIME OF DAY
1 -		21.064	56.791	76.57	5.477	17:00:55.864
2 -	31.256	21.046	52.302	83.14	0.988	17:01:48.166
3 -	30.649	20.736	51.385 (3)	84.62	0.071	17:02:39.551
4 -	30.548	20.783	51.331 (2)	84.71	0.017	17:03:30.882
5 -	30.636	20.678	51.314 (1)	84.74		17:04:22.196
6 -	30.731	21.059	51.790	83.96	0.476	17:05:13.986
7 -	30.740	20.874	51.614	84.25	0.300	17:06:05.600
8 -	31.026	20.836	51.862	83.84	0.548	17:06:57.462
9 -	31.400	21.271	52.671	82.56	1.357	17:07:50.133
10 -	31.871	21.498	53.369	81.48	2.055	17:08:43.502
11 -	31.452	21.728	53.180	81.77	1.866	17:09:36.682
12 -	31.198	21.602	52.800	82.35	1.486	17:10:29.482

P3 48 Shaun WALLIS			Yamaha R6 (W) - MBC Despatch Racing			
IDEAL LAP TIME : 51.603		BEST LAP TIME : 51.705	DIFFERENCE : 0.102			
LAP	SECTOR 1	SECTOR 2	LAP TIME	MPH	DIFF	TIME OF DAY
1 -		20.972	57.144	76.09	5.439	17:00:56.217
2 -	31.186	20.801	51.987	83.64	0.282	17:01:48.204
3 -	31.034	20.729	51.763 (2)	84.00	0.058	17:02:39.967
4 -	30.874	20.831	51.705 (1)	84.10		17:03:31.672
5 -	30.964	20.913	51.877 (3)	83.82	0.172	17:04:23.549
6 -	31.569	20.989	52.558	82.73	0.853	17:05:16.107
7 -	31.947	21.042	52.989	82.06	1.284	17:06:09.096
8 -	31.561	20.947	52.508	82.81	0.803	17:07:01.604
9 -	31.138	21.639	52.777	82.39	1.072	17:07:54.381
10 -	31.455	20.928	52.383	83.01	0.678	17:08:46.764
11 -	31.243	22.207	53.450	81.35	1.745	17:09:40.214
12 -	31.020	20.955	51.975	83.66	0.270	17:10:32.189

BMCRC-MRO Championships 2025 - Rnd 1 @ Brands Hatch Indy

Thunderbike Sport & Supertwins & Formula 400

RACE 20 - SECTOR ANALYSIS



SECTOR 1 = FL to I1, SECTOR 2 = I1 to FL, DIFF = Difference To Personal Best Lap, P = Crossed Finish Line in Pit Lane, D = Time Disallowed

P4 56		Jack MUIR		Suzuki GSXR 600 -			
IDEAL LAP TIME : 51.398		BEST LAP TIME : 51.398		DIFFERENCE : 0.000			
LAP	SECTOR 1	SECTOR 2	LAP TIME	MPH	DIFF	TIME OF DAY	
1 -		21.985	1:03.411	68.57	12.013	17:01:02.484	
2 -	32.132	21.340	53.472	81.32	2.074	17:01:55.956	
3 -	31.838	21.010	52.848	82.28	1.450	17:02:48.804	
4 -	31.526	20.941	52.467	82.88	1.069	17:03:41.271	
5 -	31.005	20.704	51.709 (3)	84.09	0.311	17:04:32.980	
6 -	31.751	20.804	52.555	82.74	1.157	17:05:25.535	
7 -	31.419	20.641	52.060	83.53	0.662	17:06:17.595	
8 -	31.169	20.474	51.643 (2)	84.20	0.245	17:07:09.238	
9 -	30.928	20.470	51.398 (1)	84.60		17:08:00.636	
10 -	31.284	21.571	52.855	82.27	1.457	17:08:53.491	
11 -	31.169	20.618	51.787	83.97	0.389	17:09:45.278	
12 -	31.224	21.620	52.844	82.29	1.446	17:10:38.122	

P5 19 F400		Craig DANCE		Kawasaki ZX400 RR - 2 brothers scaffolding			
IDEAL LAP TIME : 52.085		BEST LAP TIME : 52.247		DIFFERENCE : 0.162			
LAP	SECTOR 1	SECTOR 2	LAP TIME	MPH	DIFF	TIME OF DAY	
1 -		21.480	58.080	74.87	5.833	17:00:57.153	
2 -	31.301	21.388	52.689	82.53	0.442	17:01:49.842	
3 -	31.107	21.279	52.386 (3)	83.01	0.139	17:02:42.228	
4 -	31.062	21.483	52.545	82.75	0.298	17:03:34.773	
5 -	31.322	21.415	52.737	82.45	0.490	17:04:27.510	
6 -	30.956	22.241	53.197	81.74	0.950	17:05:20.707	
7 -	31.250	21.739	52.989	82.06	0.742	17:06:13.696	
8 -	31.516	21.857	53.373	81.47	1.126	17:07:07.069	
9 -	31.076	21.179	52.255 (2)	83.21	0.008	17:07:59.324	
10 -	31.110	21.604	52.714	82.49	0.467	17:08:52.038	
11 -	30.906	21.341	52.247 (1)	83.23		17:09:44.285	
12 -	31.948	22.286	54.234	80.18	1.987	17:10:38.519	

P6 97 TWINS		Alex MANN		- EB1 Racing			
IDEAL LAP TIME : 51.574		BEST LAP TIME : 51.748		DIFFERENCE : 0.174			
LAP	SECTOR 1	SECTOR 2	LAP TIME	MPH	DIFF	TIME OF DAY	
1 -		21.271	58.540	74.28	6.792	17:00:57.613	
2 -	31.456	21.345	52.801	82.35	1.053	17:01:50.414	
3 -	31.102	21.252	52.354 (2)	83.06	0.606	17:02:42.768	
4 -	31.289	21.379	52.668	82.56	0.920	17:03:35.436	
5 -	31.165	21.317	52.482 (3)	82.85	0.734	17:04:27.918	
6 -	31.478	21.241	52.719	82.48	0.971	17:05:20.637	
7 -	31.663	21.503	53.166	81.79	1.418	17:06:13.803	
8 -	31.543	21.708	53.251	81.66	1.503	17:07:07.054	
9 -	31.644	21.032	52.676	82.55	0.928	17:07:59.730	
10 -	31.062	21.625	52.687	82.53	0.939	17:08:52.417	
11 -	31.236	20.512	51.748 (1)	84.03		17:09:44.165	
12 -	31.932	23.047	54.979	79.09	3.231	17:10:39.144	

BMCRC-MRO Championships 2025 - Rnd 1 @ Brands Hatch Indy

Thunderbike Sport & Supertwins & Formula 400

RACE 20 - SECTOR ANALYSIS



SECTOR 1 = FL to I1, SECTOR 2 = I1 to FL, DIFF = Difference To Personal Best Lap, P = Crossed Finish Line in Pit Lane, D = Time Disallowed

P7		5		Logan STONE		Yamaha R6 -	
IDEAL LAP TIME : 52.299		BEST LAP TIME : 52.318		DIFFERENCE : 0.019			
LAP	SECTOR 1	SECTOR 2	LAP TIME	MPH	DIFF	TIME OF DAY	
1 -		21.261	59.354	73.26	7.036	17:00:58.427	
2 -	31.728	21.126	52.854	82.27	0.536	17:01:51.281	
3 -	31.665	21.002	52.667	82.56	0.349	17:02:43.948	
4 -	31.630	20.962	52.592	82.68	0.274	17:03:36.540	
5 -	31.410	21.005	52.415 (2)	82.96	0.097	17:04:28.955	
6 -	31.497	21.136	52.633	82.62	0.315	17:05:21.588	
7 -	31.509	21.035	52.544 (3)	82.76	0.226	17:06:14.132	
8 -	31.768	21.071	52.839	82.29	0.521	17:07:06.971	
9 -	31.429	20.889	52.318 (1)	83.11		17:07:59.289	
10 -	33.342	20.966	54.308	80.07	1.990	17:08:53.597	
11 -	32.218	21.074	53.292	81.59	0.974	17:09:46.889	
12 -	31.554	21.509	53.063	81.95	0.745	17:10:39.952	

P8		54		Adam JAMISON		Yamaha R6 - Team AJR	
IDEAL LAP TIME : 52.267		BEST LAP TIME : 52.438		DIFFERENCE : 0.171			
LAP	SECTOR 1	SECTOR 2	LAP TIME	MPH	DIFF	TIME OF DAY	
1 -		21.335	59.245	73.39	6.807	17:00:58.318	
2 -	32.000	21.496	53.496	81.28	1.058	17:01:51.814	
3 -	31.537	21.287	52.824	82.32	0.386	17:02:44.638	
4 -	31.493	21.148	52.641	82.60	0.203	17:03:37.279	
5 -	31.370	21.127	52.497	82.83	0.059	17:04:29.776	
6 -	31.389	21.062	52.451 (3)	82.90	0.013	17:05:22.227	
7 -	31.585	21.120	52.705	82.50	0.267	17:06:14.932	
8 -	31.308	21.130	52.438 (1)	82.92		17:07:07.370	
9 -	31.485	20.959	52.444 (2)	82.91	0.006	17:07:59.814	
10 -	31.694	21.686	53.380	81.46	0.942	17:08:53.194	
11 -	32.019	21.467	53.486	81.30	1.048	17:09:46.680	
12 -	31.621	21.778	53.399	81.43	0.961	17:10:40.079	

P9		3 TWINS		Oliver ARBON		Suzuki SV650 - TT Plumbing & Heating	
IDEAL LAP TIME : 51.804		BEST LAP TIME : 51.918		DIFFERENCE : 0.114			
LAP	SECTOR 1	SECTOR 2	LAP TIME	MPH	DIFF	TIME OF DAY	
1 -		21.442	59.961	72.52	8.043	17:00:59.034	
2 -	31.746	21.282	53.028	82.00	1.110	17:01:52.062	
3 -	31.174	21.155	52.329	83.10	0.411	17:02:44.391	
4 -	31.407	21.221	52.628	82.62	0.710	17:03:37.019	
5 -	31.175	21.055	52.230 (3)	83.25	0.312	17:04:29.249	
6 -	31.365	21.187	52.552	82.74	0.634	17:05:21.801	
7 -	31.528	21.259	52.787	82.38	0.869	17:06:14.588	
8 -	31.073	21.345	52.418	82.96	0.500	17:07:07.006	
9 -	30.773	21.145	51.918 (1)	83.75		17:07:58.924	
10 -	31.276	21.332	52.608	82.66	0.690	17:08:51.532	
11 -	31.105	21.031	52.136 (2)	83.40	0.218	17:09:43.668	
12 -	32.302	22.830	55.132	78.87	3.214	17:10:38.800	

BMCRC-MRO Championships 2025 - Rnd 1 @ Brands Hatch Indy

Thunderbike Sport & Supertwins & Formula 400

RACE 20 - SECTOR ANALYSIS



SECTOR 1 = FL to I1, SECTOR 2 = I1 to FL, DIFF = Difference To Personal Best Lap, P = Crossed Finish Line in Pit Lane, D = Time Disallowed

P10 151		Nick SMITH		Honda CBR600RR - Hi-Precision Engineering Ltd			
IDEAL LAP TIME : 52.973		BEST LAP TIME : 52.986		DIFFERENCE : 0.013			
LAP	SECTOR 1	SECTOR 2	LAP TIME	MPH	DIFF	TIME OF DAY	
1 -		21.464	59.822	72.69	6.836	17:00:58.895	
2 -	32.208	21.107	53.315 (2)	81.56	0.329	17:01:52.210	
3 -	31.912	21.074	52.986 (1)	82.07		17:02:45.196	
4 -	32.707	21.476	54.183	80.25	1.197	17:03:39.379	
5 -	31.899	21.541	53.440	81.37	0.454	17:04:32.819	
6 -	31.961	21.380	53.341 (3)	81.52	0.355	17:05:26.160	
7 -	33.469	21.855	55.324	78.60	2.338	17:06:21.484	
8 -	32.566	21.992	54.558	79.70	1.572	17:07:16.042	
9 -	32.078	22.442	54.520	79.76	1.534	17:08:10.562	
10 -	32.500	21.750	54.250	80.15	1.264	17:09:04.812	
11 -	32.455	22.089	54.544	79.72	1.558	17:09:59.356	
12 -	32.743	21.861	54.604	79.63	1.618	17:10:53.960	

P11 2 TWINS		James SEATH		Aprilia RS660 - Ovenden Earthmoving			
IDEAL LAP TIME : 53.621		BEST LAP TIME : 53.684		DIFFERENCE : 0.063			
LAP	SECTOR 1	SECTOR 2	LAP TIME	MPH	DIFF	TIME OF DAY	
1 -		21.980	1:01.473	70.73	7.789	17:01:00.546	
2 -	32.962	21.627	54.589	79.66	0.905	17:01:55.135	
3 -	32.682	21.699	54.381	79.96	0.697	17:02:49.516	
4 -	32.701	21.414	54.115 (3)	80.35	0.431	17:03:43.631	
5 -	32.442	21.439	53.881 (2)	80.70	0.197	17:04:37.512	
6 -	32.716	21.551	54.267	80.13	0.583	17:05:31.779	
7 -	32.969	21.698	54.667	79.54	0.983	17:06:26.446	
8 -	32.931	21.323	54.254	80.15	0.570	17:07:20.700	
9 -	33.077	21.508	54.585	79.66	0.901	17:08:15.285	
10 -	32.554	22.464	55.018	79.03	1.334	17:09:10.303	
11 -	32.504	21.616	54.120	80.35	0.436	17:10:04.423	
12 -	32.298	21.386	53.684 (1)	81.00		17:10:58.107	

P12 73 F400		Ollie SIMS		Kawasaki NINJA 400 - Motorbodies Weston Ltd			
IDEAL LAP TIME : 53.753		BEST LAP TIME : 53.868		DIFFERENCE : 0.115			
LAP	SECTOR 1	SECTOR 2	LAP TIME	MPH	DIFF	TIME OF DAY	
1 -		22.422	1:02.918	69.11	9.050	17:01:01.991	
2 -	32.896	21.936	54.832	79.30	0.964	17:01:56.823	
3 -	32.275	22.284	54.559	79.70	0.691	17:02:51.382	
4 -	32.352	22.093	54.445	79.87	0.577	17:03:45.827	
5 -	32.583	22.118	54.701	79.49	0.833	17:04:40.528	
6 -	32.631	22.273	54.904	79.20	1.036	17:05:35.432	
7 -	32.593	22.028	54.621	79.61	0.753	17:06:30.053	
8 -	32.832	21.785	54.617	79.61	0.749	17:07:24.670	
9 -	32.279	21.676	53.955 (2)	80.59	0.087	17:08:18.625	
10 -	32.329	21.872	54.201	80.23	0.333	17:09:12.826	
11 -	32.251	21.710	53.961 (3)	80.58	0.093	17:10:06.787	
12 -	32.077	21.791	53.868 (1)	80.72		17:11:00.655	

BMCR-CMRO Championships 2025 - Rnd 1 @ Brands Hatch Indy

Thunderbike Sport & Supertwins & Formula 400

RACE 20 - SECTOR ANALYSIS



SECTOR 1 = FL to I1, SECTOR 2 = I1 to FL, DIFF = Difference To Personal Best Lap, P = Crossed Finish Line in Pit Lane, D = Time Disallowed

P13 95 F400		Greg MARSHALL		Kawasaki NINJA 400 - EBCBrakes, Redline, Cobb & Jagger		
IDEAL LAP TIME : 53.274		BEST LAP TIME : 53.274		DIFFERENCE : 0.000		
LAP	SECTOR 1	SECTOR 2	LAP TIME	MPH	DIFF	TIME OF DAY
1 -		23.428	1:05.097	66.80	11.823	17:01:04.170
2 -	32.999	22.278	55.277	78.66	2.003	17:01:59.447
3 -	32.730	22.081	54.811	79.33	1.537	17:02:54.258
4 -	31.959	21.749	53.708 (3)	80.96	0.434	17:03:47.966
5 -	32.067	21.720	53.787	80.84	0.513	17:04:41.753
6 -	32.054	21.869	53.923	80.64	0.649	17:05:35.676
7 -	32.740	21.997	54.737	79.44	1.463	17:06:30.413
8 -	33.306	22.040	55.346	78.57	2.072	17:07:25.759
9 -	31.958	21.719	53.677 (2)	81.01	0.403	17:08:19.436
10 -	32.838	21.731	54.569	79.69	1.295	17:09:14.005
11 -	32.866	21.673	54.539	79.73	1.265	17:10:08.544
12 -	31.717	21.557	53.274 (1)	81.62		17:11:01.818

P14 77		Joe WHITE		Suzuki GSXR 600 MAIN - The Race Shack /Just In Graphics		
IDEAL LAP TIME : 54.302		BEST LAP TIME : 54.437		DIFFERENCE : 0.135		
LAP	SECTOR 1	SECTOR 2	LAP TIME	MPH	DIFF	TIME OF DAY
1 -		22.216	1:02.220	69.88	7.783	17:01:01.293
2 -	32.937	21.907	54.844	79.29	0.407	17:01:56.137
3 -	32.711	21.996	54.707	79.48	0.270	17:02:50.844
4 -	32.549	21.888	54.437 (1)	79.88		17:03:45.281
5 -	32.815	21.877	54.692 (3)	79.51	0.255	17:04:39.973
6 -	32.911	21.897	54.808	79.34	0.371	17:05:34.781
7 -	32.916	22.292	55.208	78.76	0.771	17:06:29.989
8 -	33.504	22.410	55.914	77.77	1.477	17:07:25.903
9 -	32.966	21.753	54.719	79.47	0.282	17:08:20.622
10 -	33.008	21.895	54.903	79.20	0.466	17:09:15.525
11 -	32.768	21.875	54.643 (2)	79.58	0.206	17:10:10.168

P15 115 F400		Jake DONKERSLEY		Kawasaki ZX4RR -		
IDEAL LAP TIME : 54.104		BEST LAP TIME : 54.267		DIFFERENCE : 0.163		
LAP	SECTOR 1	SECTOR 2	LAP TIME	MPH	DIFF	TIME OF DAY
1 -		22.193	1:02.585	69.48	8.318	17:01:01.658
2 -	33.495	22.274	55.769	77.97	1.502	17:01:57.427
3 -	32.622	21.958	54.580 (3)	79.67	0.313	17:02:52.007
4 -	32.555	21.712	54.267 (1)	80.13		17:03:46.274
5 -	32.504	22.045	54.549 (2)	79.71	0.282	17:04:40.823
6 -	32.869	21.918	54.787	79.37	0.520	17:05:35.610
7 -	32.625	22.325	54.950	79.13	0.683	17:06:30.560
8 -	33.464	22.066	55.530	78.31	1.263	17:07:26.090
9 -	33.270	22.238	55.508	78.34	1.241	17:08:21.598
10 -	33.031	21.849	54.880	79.23	0.613	17:09:16.478
11 -	32.392	22.412	54.804	79.34	0.537	17:10:11.282

P16 141 TWINS		Jack ANDREWS		Yamaha R7 - B1 Barbers and power tool hub		
IDEAL LAP TIME : 54.004		BEST LAP TIME : 54.371		DIFFERENCE : 0.367		
LAP	SECTOR 1	SECTOR 2	LAP TIME	MPH	DIFF	TIME OF DAY
1 -		22.835	1:04.384	67.54	10.013	17:01:03.457
2 -	33.144	22.682	55.826	77.89	1.455	17:01:59.283
3 -	32.771	22.148	54.919	79.18	0.548	17:02:54.202
4 -	32.493	22.002	54.495 (2)	79.79	0.124	17:03:48.697
5 -	32.831	22.024	54.855	79.27	0.484	17:04:43.552
6 -	32.964	22.030	54.994	79.07	0.623	17:05:38.546
7 -	32.577	21.972	54.549 (3)	79.71	0.178	17:06:33.095
8 -	32.715	22.003	54.718	79.47	0.347	17:07:27.813
9 -	32.830	21.755	54.585	79.66	0.214	17:08:22.398
10 -	33.066	21.511	54.577	79.67	0.206	17:09:16.975
11 -	32.496	21.875	54.371 (1)	79.98		17:10:11.346

BMCRC-MRO Championships 2025 - Rnd 1 @ Brands Hatch Indy

Thunderbike Sport & Supertwins & Formula 400

RACE 20 - SECTOR ANALYSIS



SECTOR 1 = FL to I1, SECTOR 2 = I1 to FL, DIFF = Difference To Personal Best Lap, P = Crossed Finish Line in Pit Lane, D = Time Disallowed

P17 81 TWINS Malvern MAY			Aprilia RS660 - IMP racing			
IDEAL LAP TIME : 55.111		BEST LAP TIME : 55.477		DIFFERENCE : 0.366		
LAP	SECTOR 1	SECTOR 2	LAP TIME	MPH	DIFF	TIME OF DAY
1 -		23.232	1:04.692	67.21	9.215	17:01:03.765
2 -	33.318	22.302	55.620 (3)	78.18	0.143	17:01:59.385
3 -	34.278	22.511	56.789	76.57	1.312	17:02:56.174
4 -	33.810	22.874	56.684	76.71	1.207	17:03:52.858
5 -	33.469	22.641	56.110	77.50	0.633	17:04:48.968
6 -	33.804	22.648	56.452	77.03	0.975	17:05:45.420
7 -	34.029	22.315	56.344	77.17	0.867	17:06:41.764
8 -	33.433	22.163	55.596 (2)	78.21	0.119	17:07:37.360
9 -	32.948	23.200	56.148	77.44	0.671	17:08:33.508
10 -	33.597	22.519	56.116	77.49	0.639	17:09:29.624
11 -	33.216	22.261	55.477 (1)	78.38		17:10:25.101

P18 8 Leigh SMITH			Yamaha R6 - Smiths Mechanical Support Ltd, Lamonde Automa			
IDEAL LAP TIME : 55.634		BEST LAP TIME : 55.827		DIFFERENCE : 0.193		
LAP	SECTOR 1	SECTOR 2	LAP TIME	MPH	DIFF	TIME OF DAY
1 -		22.588	1:03.729	68.23	7.902	17:01:02.802
2 -	33.585	22.423	56.008 (2)	77.64	0.181	17:01:58.810
3 -	34.656	22.222	56.878	76.45	1.051	17:02:55.688
4 -	33.597	22.526	56.123 (3)	77.48	0.296	17:03:51.811
5 -	33.542	22.658	56.200	77.37	0.373	17:04:48.011
6 -	34.440	22.517	56.957	76.34	1.130	17:05:44.968
7 -	33.922	22.374	56.296	77.24	0.469	17:06:41.264
8 -	33.914	22.502	56.416	77.08	0.589	17:07:37.680
9 -	33.437	23.016	56.453	77.03	0.626	17:08:34.133
10 -	33.656	22.551	56.207	77.36	0.380	17:09:30.340
11 -	33.630	22.197	55.827 (1)	77.89		17:10:26.167

P19 50 TWINS Alex TUFNALL			Suzuki SV650 -			
IDEAL LAP TIME : 55.050		BEST LAP TIME : 55.783		DIFFERENCE : 0.733		
LAP	SECTOR 1	SECTOR 2	LAP TIME	MPH	DIFF	TIME OF DAY
1 -		23.298	1:05.400	66.49	9.617	17:01:04.473
2 -	33.599	22.389	55.988 (3)	77.67	0.205	17:02:00.461
3 -	33.680	22.103	55.783 (1)	77.95		17:02:56.244
4 -	33.592	22.731	56.323	77.20	0.540	17:03:52.567
5 -	33.653	22.566	56.219	77.35	0.436	17:04:48.786
6 -	34.217	22.380	56.597	76.83	0.814	17:05:45.383
7 -	33.877	22.298	56.175	77.41	0.392	17:06:41.558
8 -	33.894	22.511	56.405	77.09	0.622	17:07:37.963
9 -	33.009	23.250	56.259	77.29	0.476	17:08:34.222
10 -	33.890	22.526	56.416	77.08	0.633	17:09:30.638
11 -	33.766	22.041	55.807 (2)	77.92	0.024	17:10:26.445

P20 69 Terry SMITH			Yamaha R6 - IMP Racing			
IDEAL LAP TIME : 55.038		BEST LAP TIME : 55.763		DIFFERENCE : 0.725		
LAP	SECTOR 1	SECTOR 2	LAP TIME	MPH	DIFF	TIME OF DAY
1 -		23.779	1:05.563	66.32	9.800	17:01:04.636
2 -	34.173	22.395	56.568	76.87	0.805	17:02:01.204
3 -	33.608	22.498	56.106	77.50	0.343	17:02:57.310
4 -	33.684	22.173	55.857 (2)	77.85	0.094	17:03:53.167
5 -	33.640	22.234	55.874 (3)	77.82	0.111	17:04:49.041
6 -	34.215	22.307	56.522	76.93	0.759	17:05:45.563
7 -	34.299	22.131	56.430	77.06	0.667	17:06:41.993
8 -	34.122	22.351	56.473	77.00	0.710	17:07:38.466
9 -	33.014	23.014	56.028	77.61	0.265	17:08:34.494
10 -	34.225	22.362	56.587	76.84	0.824	17:09:31.081
11 -	33.739	22.024	55.763 (1)	77.98		17:10:26.844

BMCRC-MRO Championships 2025 - Rnd 1 @ Brands Hatch Indy

Thunderbike Sport & Supertwins & Formula 400

RACE 20 - SECTOR ANALYSIS



SECTOR 1 = FL to I1, SECTOR 2 = I1 to FL, DIFF = Difference To Personal Best Lap, P = Crossed Finish Line in Pit Lane, D = Time Disallowed

P21 75		Stewart MAY		Kawasaki ZX6R - Joe's taxidermy you snuff em we stuff em		
IDEAL LAP TIME : 55.014		BEST LAP TIME : 55.849		DIFFERENCE : 0.835		
LAP	SECTOR 1	SECTOR 2	LAP TIME	MPH	DIFF	TIME OF DAY
1 -		23.155	1:05.516	66.37	9.667	17:01:04.589
2 -	33.877	22.059	55.936 (2)	77.74	0.087	17:02:00.525
3 -	33.756	22.093	55.849 (1)	77.86		17:02:56.374
4 -	33.824	22.802	56.626	76.79	0.777	17:03:53.000
5 -	34.289	21.991	56.280	77.26	0.431	17:04:49.280
6 -	34.454	22.149	56.603	76.82	0.754	17:05:45.883
7 -	34.621	22.096	56.717	76.67	0.868	17:06:42.600
8 -	34.004	22.197	56.201	77.37	0.352	17:07:38.801
9 -	33.023	23.014	56.037	77.60	0.188	17:08:34.838
10 -	34.193	22.156	56.349	77.17	0.500	17:09:31.187
11 -	33.872	22.097	55.969 (3)	77.69	0.120	17:10:27.156

P22 6		Greg PYMM		Suzuki GSXR600 - Precision Installations, CMR, Grim Fabricatic		
IDEAL LAP TIME : 55.966		BEST LAP TIME : 56.430		DIFFERENCE : 0.464		
LAP	SECTOR 1	SECTOR 2	LAP TIME	MPH	DIFF	TIME OF DAY
1 -		23.314	1:07.996	63.95	11.566	17:01:07.069
2 -	34.522	22.565	57.087	76.17	0.657	17:02:04.156
3 -	34.166	22.658	56.824	76.52	0.394	17:03:00.980
4 -	34.701	22.667	57.368	75.80	0.938	17:03:58.348
5 -	34.326	22.749	57.075	76.19	0.645	17:04:55.423
6 -	34.235	22.423	56.658 (3)	76.75	0.228	17:05:52.081
7 -	35.432	22.166	57.598	75.49	1.168	17:06:49.679
8 -	34.254	22.287	56.541 (2)	76.91	0.111	17:07:46.220
9 -	34.422	22.535	56.957	76.34	0.527	17:08:43.177
10 -	33.800	22.919	56.719	76.66	0.289	17:09:39.896
11 -	33.876	22.554	56.430 (1)	77.06		17:10:36.326

P23 79 F400		Sean CRONE		- BD RACING		
IDEAL LAP TIME : 55.200		BEST LAP TIME : 55.785		DIFFERENCE : 0.585		
LAP	SECTOR 1	SECTOR 2	LAP TIME	MPH	DIFF	TIME OF DAY
1 -		23.698	1:06.551	65.34	10.766	17:01:05.624
2 -	33.646	22.885	56.531	76.92	0.746	17:02:02.155
3 -	33.120	22.836	55.956 (3)	77.71	0.171	17:02:58.111
4 -	33.307	22.812	56.119	77.48	0.334	17:03:54.230
5 -	33.670	22.385	56.055	77.57	0.270	17:04:50.285
6 -	33.929	22.533	56.462	77.01	0.677	17:05:46.747
7 -	33.639	22.721	56.360	77.15	0.575	17:06:43.107
8 -	33.324	23.086	56.410	77.08	0.625	17:07:39.517
9 -	32.815	22.970	55.785 (1)	77.95		17:08:35.302
10 -	33.115	22.859	55.974	77.68	0.189	17:09:31.276
11 -	33.220	22.590	55.810 (2)	77.91	0.025	17:10:27.086

P24 65		Ian SOILLEUX		Honda CBR600 - BDRacing		
IDEAL LAP TIME : 55.734		BEST LAP TIME : 55.895		DIFFERENCE : 0.161		
LAP	SECTOR 1	SECTOR 2	LAP TIME	MPH	DIFF	TIME OF DAY
1 -		23.567	1:09.640	62.44	13.745	17:01:08.713
2 -	35.408	22.687	58.095	74.85	2.200	17:02:06.808
3 -	34.840	22.716	57.556	75.55	1.661	17:03:04.364
4 -	34.613	23.186	57.799	75.23	1.904	17:04:02.163
5 -	34.338	22.341	56.679	76.72	0.784	17:04:58.842
6 -	34.851	22.805	57.656	75.42	1.761	17:05:56.498
7 -	34.252	22.384	56.636	76.78	0.741	17:06:53.134
8 -	33.595	22.300	55.895 (1)	77.79		17:07:49.029
9 -	33.892	22.139	56.031 (3)	77.61	0.136	17:08:45.060
10 -	33.717	22.216	55.933 (2)	77.74	0.038	17:09:40.993
11 -	34.357	22.450	56.807	76.55	0.912	17:10:37.800

BMCRC-MRO Championships 2025 - Rnd 1 @ Brands Hatch Indy

Thunderbike Sport & Supertwins & Formula 400

RACE 20 - SECTOR ANALYSIS



SECTOR 1 = FL to I1, SECTOR 2 = I1 to FL, DIFF = Difference To Personal Best Lap, P = Crossed Finish Line in Pit Lane, D = Time Disallowed

P25 137		Colin McPHERSON		Yamaha R6 -		
IDEAL LAP TIME : 56.307		BEST LAP TIME : 56.699		DIFFERENCE : 0.392		
LAP	SECTOR 1	SECTOR 2	LAP TIME	MPH	DIFF	TIME OF DAY
1 -		23.433	1:07.145	64.76	10.446	17:01:06.218
2 -	34.829	22.828	57.657	75.42	0.958	17:02:03.875
3 -	34.886	22.921	57.807	75.22	1.108	17:03:01.682
4 -	34.367	22.649	57.016	76.26	0.317	17:03:58.698
5 -	34.732	22.646	57.378	75.78	0.679	17:04:56.076
6 -	34.293	22.406	56.699 (1)	76.69		17:05:52.775
7 -	34.243	22.703	56.946 (3)	76.36	0.247	17:06:49.721
8 -	34.654	22.553	57.207	76.01	0.508	17:07:46.928
9 -	34.065	22.727	56.792 (2)	76.57	0.093	17:08:43.720
10 -	33.901	23.068	56.969	76.33	0.270	17:09:40.689
11 -	35.062	23.928	58.990	73.71	2.291	17:10:39.679

P26 402		Kaine FARR		- The Elms B&B Snetterton		
IDEAL LAP TIME : 56.272		BEST LAP TIME : 56.579		DIFFERENCE : 0.307		
LAP	SECTOR 1	SECTOR 2	LAP TIME	MPH	DIFF	TIME OF DAY
1 -		23.752	1:07.109	64.79	10.530	17:01:06.182
2 -	35.199	22.830	58.029	74.93	1.450	17:02:04.211
3 -	35.369	23.406	58.775	73.98	2.196	17:03:02.986
4 -	35.397	22.800	58.197	74.72	1.618	17:04:01.183
5 -	34.758	22.697	57.455	75.68	0.876	17:04:58.638
6 -	34.781	22.785	57.566	75.54	0.987	17:05:56.204
7 -	34.090	22.638	56.728 (2)	76.65	0.149	17:06:52.932
8 -	34.464	22.642	57.106	76.14	0.527	17:07:50.038
9 -	34.165	22.414	56.579 (1)	76.85		17:08:46.617
10 -	34.062	22.712	56.774 (3)	76.59	0.195	17:09:43.391
11 -	34.970	22.210	57.180	76.05	0.601	17:10:40.571

P27 123 F400		Mark GALLAGHER		Honda RVF 400 -		
IDEAL LAP TIME : 57.206		BEST LAP TIME : 57.317		DIFFERENCE : 0.111		
LAP	SECTOR 1	SECTOR 2	LAP TIME	MPH	DIFF	TIME OF DAY
1 -		24.162	1:07.915	64.02	10.598	17:01:06.988
2 -	35.522	23.034	58.556	74.26	1.239	17:02:05.544
3 -	34.231	23.393	57.624 (3)	75.46	0.307	17:03:03.168
4 -	34.605	22.994	57.599 (2)	75.49	0.282	17:04:00.767
5 -	34.423	23.245	57.668	75.40	0.351	17:04:58.435
6 -	34.554	23.321	57.875	75.13	0.558	17:05:56.310
7 -	35.212	23.026	58.238	74.66	0.921	17:06:54.548
8 -	34.342	22.975	57.317 (1)	75.86		17:07:51.865
9 -	34.866	23.297	58.163	74.76	0.846	17:08:50.028
10 -	34.887	23.456	58.343	74.53	1.026	17:09:48.371
11 -	34.729	23.529	58.258	74.64	0.941	17:10:46.629

P28 55		Magnus MANSON-CHUBB		Suzuki SV650 -		
IDEAL LAP TIME : 57.283		BEST LAP TIME : 57.396		DIFFERENCE : 0.113		
LAP	SECTOR 1	SECTOR 2	LAP TIME	MPH	DIFF	TIME OF DAY
1 -		23.933	1:08.648	63.34	11.252	17:01:07.721
2 -	35.500	23.243	58.743	74.02	1.347	17:02:06.464
3 -	34.905	23.188	58.093	74.85	0.697	17:03:04.557
4 -	35.389	23.154	58.543	74.28	1.147	17:04:03.100
5 -	35.193	23.288	58.481	74.35	1.085	17:05:01.581
6 -	34.924	22.977	57.901	75.10	0.505	17:05:59.482
7 -	34.621	23.089	57.710 (3)	75.35	0.314	17:06:57.192
8 -	34.835	23.201	58.036	74.92	0.640	17:07:55.228
9 -	34.477	23.091	57.568 (2)	75.53	0.172	17:08:52.796
10 -	34.650	23.363	58.013	74.95	0.617	17:09:50.809
11 -	34.306	23.090	57.396 (1)	75.76		17:10:48.205

BMCRC-MRO Championships 2025 - Rnd 1 @ Brands Hatch Indy

Thunderbike Sport & Supertwins & Formula 400

RACE 20 - SECTOR ANALYSIS



SECTOR 1 = FL to I1, SECTOR 2 = I1 to FL, DIFF = Difference To Personal Best Lap, P = Crossed Finish Line in Pit Lane, D = Time Disallowed

P29 88		Florentin Valentin STANCIU		Honda 600F -		
IDEAL LAP TIME : 56.329		BEST LAP TIME : 56.682		DIFFERENCE : 0.353		
LAP	SECTOR 1	SECTOR 2	LAP TIME	MPH	DIFF	TIME OF DAY
1 -		23.542	1:06.372	65.51	9.690	17:01:05.445
2 -	34.811	22.953	57.764	75.28	1.082	17:02:03.209
3 -	34.763	22.833	57.596	75.50	0.914	17:03:00.805
4 -	34.295	22.980	57.275	75.92	0.593	17:03:58.080
5 -	34.429	22.537	56.966 (3)	76.33	0.284	17:04:55.046
6 -	34.365	22.317	56.682 (1)	76.71		17:05:51.728
7 -	34.017	23.086	57.103	76.15	0.421	17:06:48.831
8 -	34.264	22.542	56.806 (2)	76.55	0.124	17:07:45.637
9 -	34.813	22.312	57.125	76.12	0.443	17:08:42.762
10 -	34.206	23.491	57.697	75.36	1.015	17:09:40.459
11 -	35.264	24.013	59.277	73.36	2.595	17:10:39.736

P30 35 TWINS		Stuart THURTLÉ		Aprilia RS660 - TeamTortoise Racing		
IDEAL LAP TIME : 56.911		BEST LAP TIME : 57.167		DIFFERENCE : 0.256		
LAP	SECTOR 1	SECTOR 2	LAP TIME	MPH	DIFF	TIME OF DAY
1 -		23.411	1:08.758	63.24	11.591	17:01:07.831
2 -	35.771	22.750	58.521	74.30	1.354	17:02:06.352
3 -	37.438	22.848	1:00.286	72.13	3.119	17:03:06.638
4 -	35.365	22.864	58.229	74.68	1.062	17:04:04.867
5 -	34.930	22.569	57.499 (3)	75.62	0.332	17:05:02.366
6 -	34.598	22.569	57.167 (1)	76.06		17:05:59.533
7 -	35.194	22.426	57.620	75.47	0.453	17:06:57.153
8 -	35.659	22.960	58.619	74.18	1.452	17:07:55.772
9 -	34.485	22.858	57.343 (2)	75.83	0.176	17:08:53.115
10 -	36.965	22.891	59.856	72.65	2.689	17:09:52.971
11 -	35.452	22.911	58.363	74.50	1.196	17:10:51.334

P31 333		Andrew HOUGHTON		Husqvarna FS450 - Techoir		
IDEAL LAP TIME : 57.641		BEST LAP TIME : 58.056		DIFFERENCE : 0.415		
LAP	SECTOR 1	SECTOR 2	LAP TIME	MPH	DIFF	TIME OF DAY
1 -		23.998	1:08.199	63.76	10.143	17:01:07.272
2 -	34.901	23.339	58.240 (2)	74.66	0.184	17:02:05.512
3 -	34.777	23.626	58.403	74.45	0.347	17:03:03.915
4 -	34.771	23.832	58.603	74.20	0.547	17:04:02.518
5 -	34.610	23.681	58.291 (3)	74.60	0.235	17:05:00.809
6 -	34.598	23.707	58.305	74.58	0.249	17:05:59.114
7 -	34.302	23.754	58.056 (1)	74.90		17:06:57.170
8 -	35.250	23.902	59.152	73.51	1.096	17:07:56.322
9 -	34.321	24.075	58.396	74.46	0.340	17:08:54.718
10 -	34.534	24.023	58.557	74.26	0.501	17:09:53.275
11 -	34.874	23.887	58.761	74.00	0.705	17:10:52.036

P32 40 F400		Archie ORMROD		Kawasaki NINJA400 - Prestige Flooring		
IDEAL LAP TIME : 59.478		BEST LAP TIME : 59.680		DIFFERENCE : 0.202		
LAP	SECTOR 1	SECTOR 2	LAP TIME	MPH	DIFF	TIME OF DAY
1 -		24.406	1:09.862	62.24	10.182	17:01:08.935
2 -	36.072	24.271	1:00.343	72.06	0.663	17:02:09.278
3 -	35.809	23.871	59.680 (1)	72.86		17:03:08.958
4 -	35.607	24.155	59.762 (2)	72.76	0.082	17:04:08.720
5 -	36.016	24.151	1:00.167 (3)	72.27	0.487	17:05:08.887
6 -	36.527	24.102	1:00.629	71.72	0.949	17:06:09.516
7 -	36.328	24.257	1:00.585	71.77	0.905	17:07:10.101
8 -	36.115	24.677	1:00.792	71.53	1.112	17:08:10.893
9 -	36.326	24.511	1:00.837	71.47	1.157	17:09:11.730
10 -	36.724	25.541	1:02.265	69.84	2.585	17:10:13.995

BMCRC-MRO Championships 2025 - Rnd 1 @ Brands Hatch Indy

Thunderbike Sport & Supertwins & Formula 400

RACE 20 - SECTOR ANALYSIS



SECTOR 1 = FL to I1, SECTOR 2 = I1 to FL, DIFF = Difference To Personal Best Lap, P = Crossed Finish Line in Pit Lane, D = Time Disallowed

P33 53		Peter HAMMOND		Suzuki SRAD -			
IDEAL LAP TIME : 1:00.261		BEST LAP TIME : 1:00.316		DIFFERENCE : 0.055			
LAP	SECTOR 1	SECTOR 2	LAP TIME	MPH	DIFF	TIME OF DAY	
1 -		24.132	1:10.505	61.67	10.189	17:01:09.578	
2 -	36.351	24.208	1:00.559 (2)	71.80	0.243	17:02:10.137	
3 -	36.644	24.184	1:00.828	71.49	0.512	17:03:10.965	
4 -	36.925	24.320	1:01.245	71.00	0.929	17:04:12.210	
5 -	37.779	24.684	1:02.463	69.61	2.147	17:05:14.673	
6 -	36.769	24.701	1:01.470	70.74	1.154	17:06:16.143	
7 -	36.646	24.717	1:01.363	70.86	1.047	17:07:17.506	
8 -	36.370	24.388	1:00.758 (3)	71.57	0.442	17:08:18.264	
9 -	37.919	23.950	1:01.869	70.28	1.553	17:09:20.133	
10 -	36.406	23.910	1:00.316 (1)	72.09		17:10:20.449	

P34 251		Craig FERRIS		Suzuki SV650 K6 - IMP Racing, Kelvedon Dog Training			
IDEAL LAP TIME : 1:02.381		BEST LAP TIME : 1:02.804		DIFFERENCE : 0.423			
LAP	SECTOR 1	SECTOR 2	LAP TIME	MPH	DIFF	TIME OF DAY	
1 -		25.213	1:12.029	60.37	9.225	17:01:11.102	
2 -	37.168	25.636	1:02.804 (1)	69.24		17:02:13.906	
3 -	37.545	25.604	1:03.149 (3)	68.86	0.345	17:03:17.055	
4 -	37.600	25.394	1:02.994 (2)	69.03	0.190	17:04:20.049	
5 -	37.683	25.730	1:03.413	68.57	0.609	17:05:23.462	
6 -	38.803	25.362	1:04.165	67.77	1.361	17:06:27.627	
7 -	37.991	25.455	1:03.446	68.54	0.642	17:07:31.073	
8 -	38.328	26.114	1:04.442	67.48	1.638	17:08:35.515	
9 -	38.550	26.061	1:04.611	67.30	1.807	17:09:40.126	
10 -	38.853	25.613	1:04.466	67.45	1.662	17:10:44.592	

P35 76 F400		Luca WILKINSON		Kawasaki ZX4RR - Speedy Freight - NW Racing			
IDEAL LAP TIME : 52.359		BEST LAP TIME : 52.367		DIFFERENCE : 0.008			
LAP	SECTOR 1	SECTOR 2	LAP TIME	MPH	DIFF	TIME OF DAY	
1 -		21.643	58.498	74.33	6.131	17:00:57.571	
2 -	31.229	21.547	52.776	82.39	0.409	17:01:50.347	
3 -	30.873	21.494	52.367 (1)	83.04		17:02:42.714	
4 -	31.083	21.594	52.677 (3)	82.55	0.310	17:03:35.391	
5 -	30.977	21.486	52.463 (2)	82.88	0.096	17:04:27.854	
6 -	30.960	21.733	52.693	82.52	0.326	17:05:20.547	

P36 26 F400		Damian LEE		Yamaha TZR250 - Leed Autos			
IDEAL LAP TIME : 55.303		BEST LAP TIME : 55.362		DIFFERENCE : 0.059			
LAP	SECTOR 1	SECTOR 2	LAP TIME	MPH	DIFF	TIME OF DAY	
1 -		23.257	1:07.545	64.37	12.183	17:01:06.618	
2 -	32.834	22.528	55.362 (1)	78.54		17:02:01.980	
3 -	33.147	22.469	55.616 (2)	78.18	0.254	17:02:57.596	
4 -	33.081	22.789	55.870 (3)	77.83	0.508	17:03:53.466	

BMCRC-MRO Championships 2025 - Rnd 1 @ Brands Hatch Indy

Thunderbike Sport & Supertwins & Formula 400

RACE 20 - BEST SECTORS

POS	SECTOR 1		SECTOR 2		IDEAL / BEST COMPARISON			IDEAL	BEST	DIFF
	NO	TIME	NO	TIME	POS	NO	NAME			
								PERFECT LAP	49.566	
1	47	29.377	47	20.189	1	47	SEABRIGHT	49.566	49.566	0.000
2	711	30.548	56	20.470	2	711	HARDY	51.226	51.314	0.088
3	3	30.773	97	20.512	3	56	MUIR	51.398	51.398	0.000
4	76	30.873	711	20.678	4	97	MANN	51.574	51.748	0.174
5	48	30.874	48	20.729	5	48	WALLIS	51.603	51.705	0.102
6	19	30.906	5	20.889	6	3	ARBON	51.804	51.918	0.114
7	56	30.928	54	20.959	7	19	DANCE	52.085	52.247	0.162
8	97	31.062	3	21.031	8	54	JAMISON	52.267	52.438	0.171
9	54	31.308	151	21.074	9	5	STONE	52.299	52.318	0.019
10	5	31.410	19	21.179	10	76	WILKINSON	52.359	52.367	0.008
11	95	31.717	2	21.323	11	151	SMITH	52.973	52.986	0.013
12	151	31.899	76	21.486	12	95	MARSHALL	53.274	53.274	0.000
13	73	32.077	141	21.511	13	2	SEATH	53.621	53.684	0.063
14	2	32.298	95	21.557	14	73	SIMS	53.753	53.868	0.115
15	115	32.392	73	21.676	15	141	ANDREWS	54.004	54.371	0.367
16	141	32.493	115	21.712	16	115	DONKERSLEY	54.104	54.267	0.163
17	77	32.549	77	21.753	17	77	WHITE	54.302	54.437	0.135
18	79	32.815	75	21.991	18	75	MAY	55.014	55.849	0.835
19	26	32.834	69	22.024	19	69	SMITH	55.038	55.763	0.725
20	81	32.948	50	22.041	20	50	TUFNALL	55.050	55.783	0.733
21	50	33.009	65	22.139	21	81	MAY	55.111	55.477	0.366
22	69	33.014	81	22.163	22	79	CRONE	55.200	55.785	0.585
23	75	33.023	6	22.166	23	26	LEE	55.303	55.362	0.059
24	8	33.437	8	22.197	24	8	SMITH	55.634	55.827	0.193
25	65	33.595	402	22.210	25	65	SOILLEUX	55.734	55.895	0.161
26	6	33.800	88	22.312	26	6	PYMM	55.966	56.430	0.464
27	137	33.901	79	22.385	27	402	FARR	56.272	56.579	0.307
28	88	34.017	137	22.406	28	137	McPHERSON	56.307	56.699	0.392
29	402	34.062	35	22.426	29	88	STANCIU	56.329	56.682	0.353
30	123	34.231	26	22.469	30	35	THURTLE	56.911	57.167	0.256
31	333	34.302	123	22.975	31	123	GALLAGHER	57.206	57.317	0.111
32	55	34.306	55	22.977	32	55	MANSON-CHUBB	57.283	57.396	0.113
33	35	34.485	333	23.339	33	333	HOUGHTON	57.641	58.056	0.415
34	40	35.607	40	23.871	34	40	ORMROD	59.478	59.680	0.202
35	53	36.351	53	23.910	35	53	HAMMOND	1:00.261	1:00.316	0.055
36	251	37.168	251	25.213	36	251	FERRIS	1:02.381	1:02.804	0.423

BMCRC-MRO Championships 2025 - Rnd 1 @ Brands Hatch Indy

Thunderbike Sport & Supertwins & Formula 400

RACE 20 - STATISTICS

Competitors Started 36
Planned Start 2025-03-16 @ 17:10:00.000
Actual Start 2025-03-16 @ 16:59:59.072
Finish Time 2025-03-16 @ 17:10:09.214
Track Length 1.2079mi.
Total Laps 394
Total Distance Covered 475.9305mi.

Session Fastest Lap History

NO	CL	NAME	LAP TIME	TIME OF DAY	LAP	VEHICLE
47	TWINS	Fenton SEABRIGHT	50.217	17:01:44.874	2	Aprilia RS 660
47	TWINS	Fenton SEABRIGHT	49.860	17:02:34.733	3	Aprilia RS 660
47	TWINS	Fenton SEABRIGHT	49.704	17:04:14.342	5	Aprilia RS 660
47	TWINS	Fenton SEABRIGHT	49.566	17:09:17.790	11	Aprilia RS 660

Session Leader History

NO	CL	NAME	FROM LAP	LAPS LED	DISTANCE	VEHICLE
47	TWINS	Fenton SEABRIGHT	1	12	14.49 miles	Aprilia RS 660

Flag History

TYPE	TIME OF DAY
GREEN	16:59:59.072
FINISH	17:10:09.214

Flag Statistics

TYPE	COUNT	TOTAL LAPS	TOTAL TIME
Green	1	12	11:11.323
Red	0	0	0.000
Safety Car	0	0	0.000
FCY	0	0	0.000

BMCRC-MRO Championships 2025 - Rnd 1 @ Brands Hatch Indy

Thunderbike Sport & Supertwins & Formula 400

RACE 20 - STATISTICS

CLASS :

18 Starters

Fastest Lap History

NO	NAME	LAP TIME	TIME OF DAY	LAP	VEHICLE
48	Shaun WALLIS	51.987	17:01:48.204	2	Yamaha R6 (W)
48	Shaun WALLIS	51.763	17:02:39.973	3	Yamaha R6 (W)
48	Shaun WALLIS	51.705	17:03:31.678	4	Yamaha R6 (W)
56	Jack MUIR	51.643	17:07:09.249	8	Suzuki GSXR 600
56	Jack MUIR	51.398	17:08:00.648	9	Suzuki GSXR 600

Leader History

NO	NAME	FROM LAP	LAPS LED	DISTANCE	VEHICLE
48	Shaun WALLIS	1	12	14.49 miles	Yamaha R6 (W)

BMCRC-MRO Championships 2025 - Rnd 1 @ Brands Hatch Indy

Thunderbike Sport & Supertwins & Formula 400

RACE 20 - STATISTICS

CLASS : TWINS

9 Starters

Fastest Lap History

NO	NAME	LAP TIME	TIME OF DAY	LAP	VEHICLE
47	Fenton SEABRIGHT	50.217	17:01:44.874	2	Aprilia RS 660
47	Fenton SEABRIGHT	49.860	17:02:34.733	3	Aprilia RS 660
47	Fenton SEABRIGHT	49.704	17:04:14.342	5	Aprilia RS 660
47	Fenton SEABRIGHT	49.566	17:09:17.790	11	Aprilia RS 660

Leader History

NO	NAME	FROM LAP	LAPS LED	DISTANCE	VEHICLE
47	Fenton SEABRIGHT	1	12	14.49 miles	Aprilia RS 660

BMCRC-MRO Championships 2025 - Rnd 1 @ Brands Hatch Indy

Thunderbike Sport & Supertwins & Formula 400

RACE 20 - STATISTICS

CLASS : F400

9 Starters

Fastest Lap History

NO	NAME	LAP TIME	TIME OF DAY	LAP	VEHICLE
19	Craig DANCE	52.689	17:01:49.876	2	Kawasaki ZX400 RR
19	Craig DANCE	52.386	17:02:42.265	3	Kawasaki ZX400 RR
76	Luca WILKINSON	52.367	17:02:42.723	3	Kawasaki ZX4RR
19	Craig DANCE	52.255	17:07:59.324	9	Kawasaki ZX400 RR
19	Craig DANCE	52.247	17:09:44.315	11	Kawasaki ZX400 RR

Leader History

NO	NAME	FROM LAP	LAPS LED	DISTANCE	VEHICLE
19	Craig DANCE	1	5	6.03 miles	Kawasaki ZX400 RR
76	Luca WILKINSON	6	1	1.20 miles	Kawasaki ZX4RR
19	Craig DANCE	7	6	7.24 miles	Kawasaki ZX400 RR



DFDS YAMAHA PAST MASTERS



BMCRC-MRO Championships – Round 1
Brands Hatch Indy
15th/16th March 2025



SPORTS TIMING

TIMING SOLUTIONS LTD

Timing & Results Provided by Timing Solutions Ltd

www.tsl-timing.com



BrandsHatch

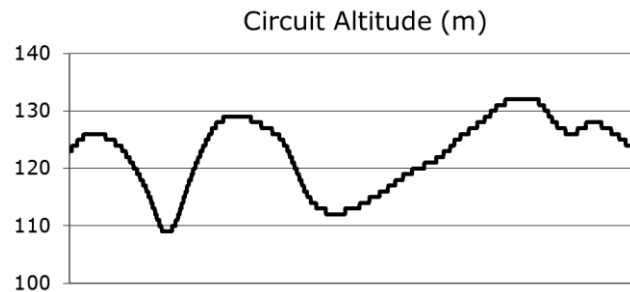
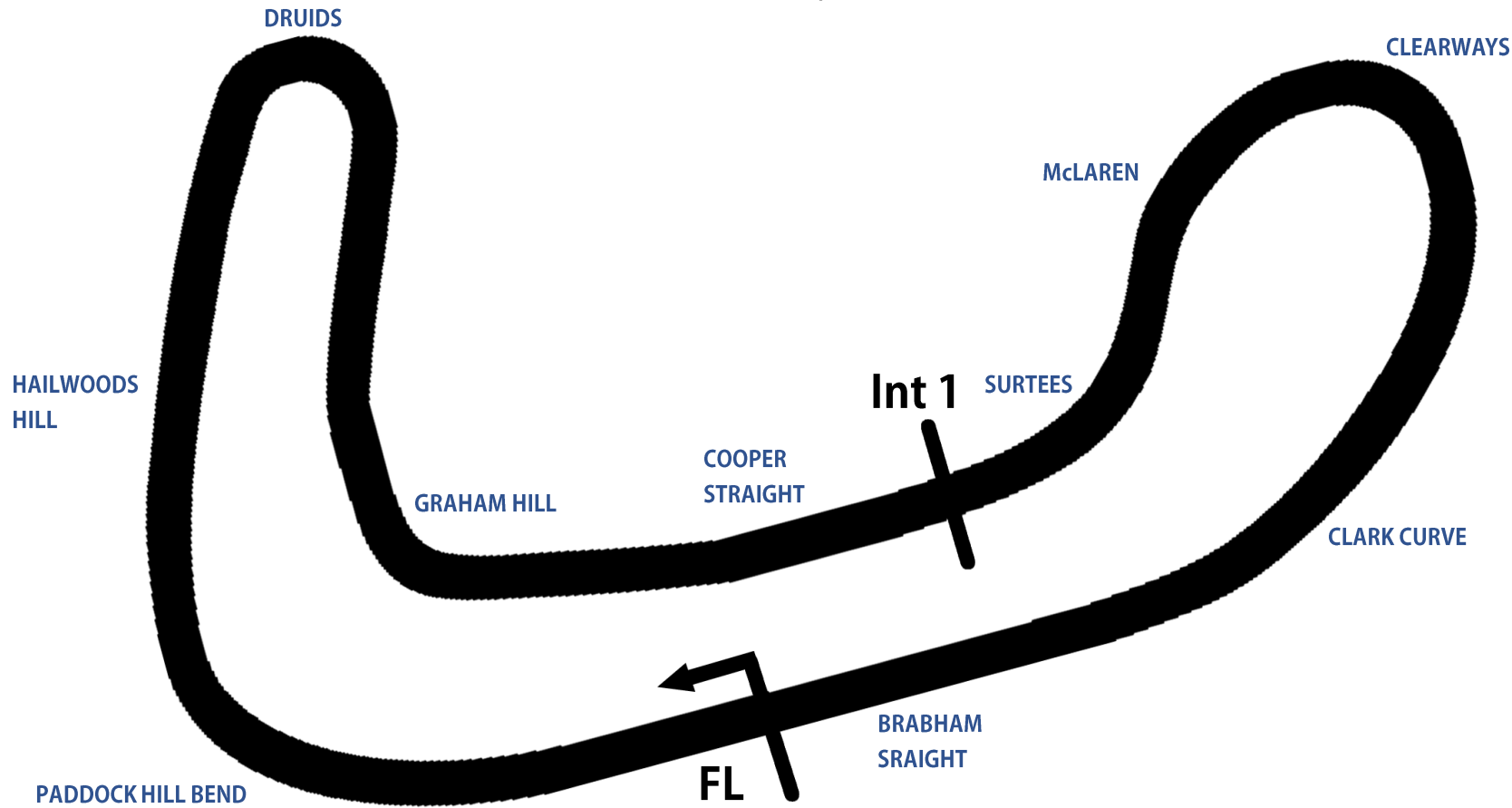
Brands Hatch Indy Circuit

Fawkham, Longfield, Kent, UK



SPORTS TIMING

TIMING SOLUTIONS LTD



Length	1.2079 miles 1.944 km 1944.0 m		
FL		51.36032 N	0.26032 E
Int 1	1112m	51.35934 N	0.25955 E
Pit Entry	1669m	51.35911 N	0.25743 E
Pit Exit	26m after FL	51.36017 N	0.26051 E
Pit Entry - Pit Exit	277m, 19.9s @ 50kph, 16.6s @ 60kph		

BMCRC-MRO Championships 2025 - Rnd 1 @ Brands Hatch Indy

DFDS Seaways Yamaha Past Masters

QUALIFYING - CLASSIFICATION

POS	NO	CL	PIC	NAME	ENTRY	TIME	ON	LAPS	GAP	DIFF	MPH
1	15		1	Billy PERKINS	Yamaha TZR 250 - Ashford Tarmac / Barking Mad Abou	55.261	8	8			78.69
2	99		2	Calvin HOGAN	Yamaha TZR 250 - F.G Racing	55.358	8	10	0.097	0.097	78.55
3	30		3	Alan COOPER	Yamaha TZR 250 - Twistgrip Motorcycles	55.453	8	10	0.192	0.095	78.41
4	57		4	Geoff MOOK	Yamaha TZR 250 -	55.485	6	10	0.224	0.032	78.37
5	26		5	Damian LEE	Yamaha TZR 250 - Leed Autos	55.515	8	10	0.254	0.030	78.33
6	4		6	Denis HALIL	Yamaha TZR 250 - D & A Autos	55.819	9	10	0.558	0.304	77.90
7	8		7	David BALL	Yamaha TZR 250 - Gardiner Page and Roe Pension Cc	55.982	6	11	0.721	0.163	77.67
8	110	C	1	Mark HAIGH	Yamaha TZR 250 - Chesterfield CarClinic/The Tuning V	56.143	6	10	0.882	0.161	77.45
9	74		8	Paul WHITBY	Yamaha TZR 250 - Greybridge Ltd	56.221	10	10	0.960	0.078	77.34
10	29		9	Derek CRIPPS	Yamaha TZR 250 - Team FBR	56.602	9	10	1.341	0.381	76.82
11	166	R	1	Tom RIDLEY	Yamaha TZR 250 - Chamery Hall Roundhouses	56.619	10	10	1.358	0.017	76.80
12	60		10	Danny GOUGH	Yamaha TZR 250 - G Force Motorcycles	56.727	10	10	1.466	0.108	76.65
13	43		11	Adam CARSON	Yamaha TZR 250 - Allspeed exhausts, stinkwheels	56.918	9	10	1.657	0.191	76.40
14	100		12	Max MACRAE	Yamaha TZR 250 - www.ypmrc.co.uk	56.979	7	9	1.718	0.061	76.31
15	85		13	Andrew WALES	Yamaha TZR 250 - Show Control International	57.489	6	10	2.228	0.510	75.64
16	72	C	2	John HAMILTON	Yamaha TZR 250 - LW Racing	57.491	8	10	2.230	0.002	75.63
17	64	C	3	Iain DAVIS	Yamaha TZR 250 -	57.627	5	10	2.366	0.136	75.46
18	6	C	4	Alan BUSHELL	Yamaha TZR 250 - Moonraker Motorcycles	57.641	9	10	2.380	0.014	75.44
19	34	C	5	Paul NIELD	Yamaha TZR 250 - Ridesure	58.019	7	9	2.758	0.378	74.95
20	333	C	6	Mark STUBBERFIELD	Yamaha TZR 250 - Polished concrete London	58.110	7	10	2.849	0.091	74.83
21	70		14	Andrew BURSCOUGH	Yamaha YPVS 350 - Mad biker designs/Martitanium	58.148	6	10	2.887	0.038	74.78
22	58	C	7	Ian STANLEY	Yamaha TZR 250 - Twistgrip Motorcycles	58.741	6	9	3.480	0.593	74.03
23	9	C	8	David MACKENZIE	Yamaha TZR 250 -	59.349	5	5	4.088	0.608	73.27
24	27		15	Richard HAYWARD	Yamaha TZR 250 - BC vehicle repairs/ Snap on Tools	59.499	3	7	4.238	0.150	73.08
25	46	C	9	Kevin MARSHALL	Yamaha TZR 250 - Stacey Processing	59.696	10	10	4.435	0.197	72.84
26	73*	C	10	Colvin TURNER	Yamaha TZR 250 -	59.780	9	9	4.519	0.084	72.74
27	11	R	2	Paul GILES	Yamaha TZR 250 - Taymar Racing	59.899	9	9	4.638	0.119	72.59
28	42	C	11	Martin PEARSON	Yamaha TZR 250 -	1:02.918	8	9	7.657	3.019	69.11
29	67*	C	12	Mark BAILEY	Yamaha TZR 250 - Elite Air conditioning Ltd. Hydroflow	1:04.887	5	5	9.626	1.969	67.01
30	62	C	13	David PATERSON	Yamaha TZR 250 - The love of a good woman / Booma	1:06.215	5	7	10.954	1.328	65.67
31	2	C	14	Paul FIRTH	Yamaha TZR 250 - Joanne Porter	1:08.370	8	8	13.109	2.155	63.60
32	20	C	15	Sara Sophie OSTERHOLZER	Yamaha TZR 250 - JB Motorcycles	1:08.952	7	8	13.691	0.582	63.06

* No. 67 & 73 - Please fit a working transponder

Weather / Track : Cloudy / Dry

Date: 15/03/2025 Start: 10:11 Finish: 10:21

These results are provisional until the conclusion of any judicial and technical matters.

Brands Hatch Indy: 1.2079 miles

Clerk Of Course:

Timekeeper:

Craig Smith



Results can be found at www.tsl-timing.com

Printed - 10:23 Saturday, 15 March 2025



BMCR-CMRO Championships 2025 - Rnd 1 @ Brands Hatch Indy

DFDS Seaways Yamaha Past Masters

QUALIFYING - SECTOR ANALYSIS



SECTOR 1 = FL to I1, SECTOR 2 = I1 to FL, DIFF = Difference To Personal Best Lap, P = Crossed Finish Line in Pit Lane, D = Time Disallowed

P1 15		Billy PERKINS		Yamaha TZR 250 - Ashford Tarmac / Barking Mad About Animal		
IDEAL LAP TIME : 55.261		BEST LAP TIME : 55.261		DIFFERENCE : 0.000		
LAP	SECTOR 1	SECTOR 2	LAP TIME	MPH	DIFF	TIME OF DAY
1 -	37.242	24.218	1:01.460	70.75	6.199	10:13:41.656
2 -	35.941	23.105	59.046	73.64	3.785	10:14:40.702
3 -	33.978	23.261	57.239	75.97	1.978	10:15:37.941
4 -	33.428	23.105	56.533 (3)	76.92	1.272	10:16:34.474
5 -	34.660	23.060	57.720	75.33	2.459	10:17:32.194
6 -	33.420	22.502	55.922 (2)	77.76	0.661	10:18:28.116
7 -	34.276	22.468	56.744	76.63	1.483	10:19:24.860
8 -	32.910	22.351	55.261 (1)	78.69		10:20:20.121

P2 99		Calvin HOGAN		Yamaha TZR 250 - F.G Racing		
IDEAL LAP TIME : 55.163		BEST LAP TIME : 55.358		DIFFERENCE : 0.195		
LAP	SECTOR 1	SECTOR 2	LAP TIME	MPH	DIFF	TIME OF DAY
1 -	34.779	23.086	57.865	75.15	2.507	10:13:25.974
2 -	33.630	22.644	56.274	77.27	0.916	10:14:22.248
3 -	34.772	22.734	57.506	75.62	2.148	10:15:19.754
4 -	33.795	23.185	56.980	76.31	1.622	10:16:16.734
5 -	34.301	22.408	56.709	76.68	1.351	10:17:13.443
6 -	33.686	22.265	55.951 (2)	77.72	0.593	10:18:09.394
7 -	33.575	22.729	56.304	77.23	0.946	10:19:05.698
8 -	32.898	22.460	55.358 (1)	78.55		10:20:01.056
9 -	33.313	22.942	56.255 (3)	77.30	0.897	10:20:57.311
10 -	33.953	22.998	56.951	76.35	1.593	10:21:54.262

P3 30		Alan COOPER		Yamaha TZR 250 - Twistgrip Motorcycles		
IDEAL LAP TIME : 54.746		BEST LAP TIME : 55.453		DIFFERENCE : 0.707		
LAP	SECTOR 1	SECTOR 2	LAP TIME	MPH	DIFF	TIME OF DAY
1 -	35.775	22.896	58.671	74.11	3.218	10:13:27.618
2 -	34.430	23.459	57.889	75.11	2.436	10:14:25.507
3 -	33.577	22.551	56.128	77.47	0.675	10:15:21.635
4 -	33.542	22.412	55.954	77.71	0.501	10:16:17.589
5 -	33.697	22.074	55.771 (3)	77.97	0.318	10:17:13.360
6 -	33.252	22.571	55.823	77.89	0.370	10:18:09.183
7 -	33.340	22.633	55.973	77.69	0.520	10:19:05.156
8 -	33.259	22.194	55.453 (1)	78.41		10:20:00.609
9 -	33.661	22.575	56.236	77.32	0.783	10:20:56.845
10 -	32.672	22.844	55.516 (2)	78.33	0.063	10:21:52.361

P4 57		Geoff MOOK		Yamaha TZR 250 -		
IDEAL LAP TIME : 55.272		BEST LAP TIME : 55.485		DIFFERENCE : 0.213		
LAP	SECTOR 1	SECTOR 2	LAP TIME	MPH	DIFF	TIME OF DAY
1 -	36.516	23.915	1:00.431	71.95	4.946	10:13:16.547
2 -	35.226	24.069	59.295	73.33	3.810	10:14:15.842
3 -	34.896	23.978	58.874	73.86	3.389	10:15:14.716
4 -	34.695	23.798	58.493	74.34	3.008	10:16:13.209
5 -	33.530	23.145	56.675	76.72	1.190	10:17:09.884
6 -	33.076	22.409	55.485 (1)	78.37		10:18:05.369
7 -	32.940	22.973	55.913 (2)	77.77	0.428	10:19:01.282
8 -	33.373	23.169	56.542	76.90	1.057	10:19:57.824
9 -	33.045	23.397	56.442	77.04	0.957	10:20:54.266
10 -	32.863	23.190	56.053 (3)	77.58	0.568	10:21:50.319

BMCR-CMRO Championships 2025 - Rnd 1 @ Brands Hatch Indy

DFDS Seaways Yamaha Past Masters

QUALIFYING - SECTOR ANALYSIS



SECTOR 1 = FL to I1, SECTOR 2 = I1 to FL, DIFF = Difference To Personal Best Lap, P = Crossed Finish Line in Pit Lane, D = Time Disallowed

P5 26		Damian LEE		Yamaha TZR 250 - Leed Autos		
IDEAL LAP TIME : 55.333		BEST LAP TIME : 55.515		DIFFERENCE : 0.182		
LAP	SECTOR 1	SECTOR 2	LAP TIME	MPH	DIFF	TIME OF DAY
1 -	37.393	24.260	1:01.653	70.53	6.138	10:13:43.652
2 -	35.328	24.456	59.784	72.73	4.269	10:14:43.436
3 -	34.002	22.776	56.778	76.58	1.263	10:15:40.214
4 -	33.394	23.037	56.431	77.06	0.916	10:16:36.645
5 -	33.432	22.606	56.038	77.60	0.523	10:17:32.683
6 -	33.130	22.535	55.665 (2)	78.12	0.150	10:18:28.348
7 -	34.748	22.473	57.221	75.99	1.706	10:19:25.569
8 -	32.860	22.655	55.515 (1)	78.33		10:20:21.084
9 -	33.879	22.720	56.599	76.83	1.084	10:21:17.683
10 -	33.145	22.689	55.834 (3)	77.88	0.319	10:22:13.517

P6 4		Denis HALIL		Yamaha TZR 250 - D & A Autos		
IDEAL LAP TIME : 55.615		BEST LAP TIME : 55.819		DIFFERENCE : 0.204		
LAP	SECTOR 1	SECTOR 2	LAP TIME	MPH	DIFF	TIME OF DAY
1 -	35.975	23.618	59.593	72.97	3.774	10:13:24.352
2 -	34.061	23.346	57.407	75.75	1.588	10:14:21.759
3 -	34.909	22.345	57.254	75.95	1.435	10:15:19.013
4 -	34.121	22.982	57.103	76.15	1.284	10:16:16.116
5 -	34.720	22.438	57.158	76.08	1.339	10:17:13.274
6 -	34.266	22.198	56.464 (3)	77.01	0.645	10:18:09.738
7 -	33.512	22.627	56.139 (2)	77.46	0.320	10:19:05.877
8 -	34.286	22.855	57.141	76.10	1.322	10:20:03.018
9 -	33.417	22.402	55.819 (1)	77.90		10:20:58.837
10 -	33.637	22.899	56.536	76.91	0.717	10:21:55.373

P7 8		David BALL		Yamaha TZR 250 - Gardiner Page and Roe Pension Consultant		
IDEAL LAP TIME : 55.827		BEST LAP TIME : 55.982		DIFFERENCE : 0.155		
LAP	SECTOR 1	SECTOR 2	LAP TIME	MPH	DIFF	TIME OF DAY
1 -	34.870	23.698	58.568	74.24	2.586	10:13:12.182
2 -	33.946	23.191	57.137	76.10	1.155	10:14:09.319
3 -	34.031	22.825	56.856	76.48	0.874	10:15:06.175
4 -	33.822	22.787	56.609	76.81	0.627	10:16:02.784
5 -	33.813	22.997	56.810	76.54	0.828	10:16:59.594
6 -	33.429	22.553	55.982 (1)	77.67		10:17:55.576
7 -	34.514	23.173	57.687	75.38	1.705	10:18:53.263
8 -	33.435	22.566	56.001 (2)	77.65	0.019	10:19:49.264
9 -	33.274	22.947	56.221	77.34	0.239	10:20:45.485
10 -	33.499	22.668	56.167 (3)	77.42	0.185	10:21:41.652
11 -	33.901	22.725	56.626	76.79	0.644	10:22:38.278

P8 110 C		Mark HAIGH		Yamaha TZR 250 - Chesterfield CarClinic/The Tuning Works		
IDEAL LAP TIME : 56.106		BEST LAP TIME : 56.143		DIFFERENCE : 0.037		
LAP	SECTOR 1	SECTOR 2	LAP TIME	MPH	DIFF	TIME OF DAY
1 -	36.596	23.618	1:00.214	72.21	4.071	10:13:16.457
2 -	35.134	23.644	58.778	73.98	2.635	10:14:15.235
3 -	34.615	23.206	57.821	75.20	1.678	10:15:13.056
4 -	34.029	23.055	57.084	76.17	0.941	10:16:10.140
5 -	34.378	23.061	57.439	75.70	1.296	10:17:07.579
6 -	33.533	22.610	56.143 (1)	77.45		10:18:03.722
7 -	33.905	22.728	56.633 (3)	76.78	0.490	10:19:00.355
8 -	33.918	23.246	57.164	76.07	1.021	10:19:57.519
9 -	33.603	24.572	58.175	74.75	2.032	10:20:55.694
10 -	33.496	22.991	56.487 (2)	76.98	0.344	10:21:52.181

BMCRC-MRO Championships 2025 - Rnd 1 @ Brands Hatch Indy

DFDS Seaways Yamaha Past Masters

QUALIFYING - SECTOR ANALYSIS



SECTOR 1 = FL to I1, SECTOR 2 = I1 to FL, DIFF = Difference To Personal Best Lap, P = Crossed Finish Line in Pit Lane, D = Time Disallowed

P9 74		Paul WHITBY		Yamaha TZR 250 - Greybridge Ltd			
IDEAL LAP TIME : 55.727		BEST LAP TIME : 56.221		DIFFERENCE : 0.494			
LAP	SECTOR 1	SECTOR 2	LAP TIME	MPH	DIFF	TIME OF DAY	
1 -	37.097	24.063	1:01.160	71.10	4.939	10:13:17.930	
2 -	34.491	24.007	58.498	74.33	2.277	10:14:16.428	
3 -	34.298	23.284	57.582	75.52	1.361	10:15:14.010	
4 -	33.943	23.519	57.462	75.67	1.241	10:16:11.472	
5 -	33.943	22.587	56.530	76.92	0.309	10:17:08.002	
6 -	33.545	22.890	56.435	77.05	0.214	10:18:04.437	
7 -	33.307	23.068	56.375 (3)	77.13	0.154	10:19:00.812	
8 -	33.225	23.045	56.270 (2)	77.28	0.049	10:19:57.082	
9 -	33.240	23.348	56.588	76.84	0.367	10:20:53.670	
10 -	33.140	23.081	56.221 (1)	77.34		10:21:49.891	

P10 29		Derek CRIPPS		Yamaha TZR 250 - Team FBR			
IDEAL LAP TIME : 56.452		BEST LAP TIME : 56.602		DIFFERENCE : 0.150			
LAP	SECTOR 1	SECTOR 2	LAP TIME	MPH	DIFF	TIME OF DAY	
1 -	39.724	25.895	1:05.619	66.27	9.017	10:13:25.436	
2 -	36.159	23.829	59.988	72.49	3.386	10:14:25.424	
3 -	34.585	22.950	57.535	75.58	0.933	10:15:22.959	
4 -	34.823	23.868	58.691	74.09	2.089	10:16:21.650	
5 -	34.246	23.538	57.784	75.25	1.182	10:17:19.434	
6 -	34.057	22.819	56.876	76.45	0.274	10:18:16.310	
7 -	33.922	22.906	56.828 (3)	76.52	0.226	10:19:13.138	
8 -	33.999	22.789	56.788 (2)	76.57	0.186	10:20:09.926	
9 -	33.663	22.939	56.602 (1)	76.82		10:21:06.528	
10 -	34.174	23.559	57.733	75.32	1.131	10:22:04.261	

P11 166 R		Tom RIDLEY		Yamaha TZR 250 - Chamery Hall Roundhouses			
IDEAL LAP TIME : 56.619		BEST LAP TIME : 56.619		DIFFERENCE : 0.000			
LAP	SECTOR 1	SECTOR 2	LAP TIME	MPH	DIFF	TIME OF DAY	
1 -	37.489	24.620	1:02.109	70.01	5.490	10:13:18.143	
2 -	35.173	23.715	58.888	73.84	2.269	10:14:17.031	
3 -	34.631	23.237	57.868	75.14	1.249	10:15:14.899	
4 -	34.693	23.782	58.475	74.36	1.856	10:16:13.374	
5 -	34.285	23.480	57.765	75.28	1.146	10:17:11.139	
6 -	34.089	23.354	57.443	75.70	0.824	10:18:08.582	
7 -	34.046	23.143	57.189 (3)	76.03	0.570	10:19:05.771	
8 -	34.275	22.998	57.273	75.92	0.654	10:20:03.044	
9 -	33.928	23.006	56.934 (2)	76.37	0.315	10:20:59.978	
10 -	33.845	22.774	56.619 (1)	76.80		10:21:56.597	

P12 60		Danny GOUGH		Yamaha TZR 250 - G Force Motorcycles			
IDEAL LAP TIME : 56.727		BEST LAP TIME : 56.727		DIFFERENCE : 0.000			
LAP	SECTOR 1	SECTOR 2	LAP TIME	MPH	DIFF	TIME OF DAY	
1 -	36.301	23.355	59.656	72.89	2.929	10:13:26.035	
2 -	35.729	23.810	59.539	73.03	2.812	10:14:25.574	
3 -	34.827	22.870	57.697	75.36	0.970	10:15:23.271	
4 -	34.615	23.869	58.484	74.35	1.757	10:16:21.755	
5 -	36.369	22.822	59.191	73.46	2.464	10:17:20.946	
6 -	34.717	24.163	58.880	73.85	2.153	10:18:19.826	
7 -	34.474	23.184	57.658	75.42	0.931	10:19:17.484	
8 -	34.245	22.956	57.201 (3)	76.02	0.474	10:20:14.685	
9 -	34.055	22.902	56.957 (2)	76.34	0.230	10:21:11.642	
10 -	33.954	22.773	56.727 (1)	76.65		10:22:08.369	

BMCRC-MRO Championships 2025 - Rnd 1 @ Brands Hatch Indy

DFDS Seaways Yamaha Past Masters

QUALIFYING - SECTOR ANALYSIS



SECTOR 1 = FL to I1, SECTOR 2 = I1 to FL, DIFF = Difference To Personal Best Lap, P = Crossed Finish Line in Pit Lane, D = Time Disallowed

P13 43		Adam CARSON		Yamaha TZR 250 - Allspeed exhausts, stinkwheels			
IDEAL LAP TIME : 56.497		BEST LAP TIME : 56.918		DIFFERENCE : 0.421			
LAP	SECTOR 1	SECTOR 2	LAP TIME	MPH	DIFF	TIME OF DAY	
1 -	38.677	24.839	1:03.516	68.46	6.598	10:13:19.971	
2 -	36.904	24.060	1:00.964	71.33	4.046	10:14:20.935	
3 -	35.760	23.648	59.408	73.19	2.490	10:15:20.343	
4 -	34.978	23.240	58.218	74.69	1.300	10:16:18.561	
5 -	35.510	23.753	59.263	73.37	2.345	10:17:17.824	
6 -	34.586	23.200	57.786	75.25	0.868	10:18:15.610	
7 -	34.280	22.839	57.119 (3)	76.13	0.201	10:19:12.729	
8 -	34.149	22.782	56.931 (2)	76.38	0.013	10:20:09.660	
9 -	34.187	22.731	56.918 (1)	76.40		10:21:06.578	
10 -	33.766	23.358	57.124	76.12	0.206	10:22:03.702	

P14 100		Max MACRAE		Yamaha TZR 250 - www.ypmrc.co.uk			
IDEAL LAP TIME : 56.861		BEST LAP TIME : 56.979		DIFFERENCE : 0.118			
LAP	SECTOR 1	SECTOR 2	LAP TIME	MPH	DIFF	TIME OF DAY	
1 -	37.363	23.763	1:01.126	71.14	4.147	10:13:13.169	
2 -	35.216	23.338	58.554	74.26	1.575	10:14:11.723	
3 -	34.559	23.354	57.913	75.08	0.934	10:15:09.636	
4 -	34.752	23.253	58.005	74.96	1.026	10:16:07.641	
5 -	34.985	23.237	58.222	74.69	1.243	10:17:05.863	
6 -	34.236	23.232	57.468 (2)	75.67	0.489	10:18:03.331	
7 -	34.009	22.970	56.979 (1)	76.31		10:19:00.310	
8 -	35.224	22.963	58.187	74.73	1.208	10:19:58.497	
9 -	33.898	23.916	57.814 (3)	75.21	0.835	10:20:56.311	

P15 85		Andrew WALES		Yamaha TZR 250 - Show Control International			
IDEAL LAP TIME : 57.489		BEST LAP TIME : 57.489		DIFFERENCE : 0.000			
LAP	SECTOR 1	SECTOR 2	LAP TIME	MPH	DIFF	TIME OF DAY	
1 -	36.204	24.195	1:00.399	71.99	2.910	10:13:16.252	
2 -	35.159	24.032	59.191	73.46	1.702	10:14:15.443	
3 -	35.001	23.660	58.661	74.13	1.172	10:15:14.104	
4 -	35.166	23.874	59.040	73.65	1.551	10:16:13.144	
5 -	34.478	24.183	58.661	74.13	1.172	10:17:11.805	
6 -	34.178	23.311	57.489 (1)	75.64		10:18:09.294	
7 -	34.988	23.311	58.299	74.59	0.810	10:19:07.593	
8 -	34.537	23.418	57.955 (2)	75.03	0.466	10:20:05.548	
9 -	34.527	23.751	58.278 (3)	74.61	0.789	10:21:03.826	
10 -	34.672	23.988	58.660	74.13	1.171	10:22:02.486	

P16 72 C		John HAMILTON		Yamaha TZR 250 - LW Racing			
IDEAL LAP TIME : 57.265		BEST LAP TIME : 57.491		DIFFERENCE : 0.226			
LAP	SECTOR 1	SECTOR 2	LAP TIME	MPH	DIFF	TIME OF DAY	
1 -	38.433	24.499	1:02.932	69.10	5.441	10:13:19.856	
2 -	35.430	23.431	58.861	73.87	1.370	10:14:18.717	
3 -	34.970	23.713	58.683	74.10	1.192	10:15:17.400	
4 -	34.838	23.682	58.520	74.30	1.029	10:16:15.920	
5 -	35.392	22.807	58.199	74.71	0.708	10:17:14.119	
6 -	34.722	22.933	57.655	75.42	0.164	10:18:11.774	
7 -	34.530	22.988	57.518 (3)	75.60	0.027	10:19:09.292	
8 -	34.458	23.033	57.491 (1)	75.63		10:20:06.783	
9 -	34.485	23.008	57.493 (2)	75.63	0.002	10:21:04.276	
10 -	34.892	24.328	59.220	73.43	1.729	10:22:03.496	

BMCR-CMRO Championships 2025 - Rnd 1 @ Brands Hatch Indy

DFDS Seaways Yamaha Past Masters

QUALIFYING - SECTOR ANALYSIS



SECTOR 1 = FL to I1, SECTOR 2 = I1 to FL, DIFF = Difference To Personal Best Lap, P = Crossed Finish Line in Pit Lane, D = Time Disallowed

P17 64 C		Iain DAVIS		Yamaha TZR 250 -			
IDEAL LAP TIME : 57.380		BEST LAP TIME : 57.627		DIFFERENCE : 0.247			
LAP	SECTOR 1	SECTOR 2	LAP TIME	MPH	DIFF	TIME OF DAY	
1 -	37.828	23.709	1:01.537	70.66	3.910	10:13:44.839	
2 -	34.593	24.097	58.690	74.09	1.063	10:14:43.529	
3 -	34.884	22.960	57.844 (3)	75.17	0.217	10:15:41.373	
4 -	34.949	23.105	58.054	74.90	0.427	10:16:39.427	
5 -	34.420	23.207	57.627 (1)	75.46		10:17:37.054	
6 -	34.420	23.269	57.689 (2)	75.38	0.062	10:18:34.743	
7 -	34.867	23.570	58.437	74.41	0.810	10:19:33.180	
8 -	35.114	23.298	58.412	74.44	0.785	10:20:31.592	
9 -	35.390	23.170	58.560	74.25	0.933	10:21:30.152	
10 -	34.702	23.224	57.926	75.07	0.299	10:22:28.078	

P18 6 C		Alan BUSHELL		Yamaha TZR 250 - Moonraker Motorcycles			
IDEAL LAP TIME : 57.414		BEST LAP TIME : 57.641		DIFFERENCE : 0.227			
LAP	SECTOR 1	SECTOR 2	LAP TIME	MPH	DIFF	TIME OF DAY	
1 -	38.653	24.534	1:03.187	68.82	5.546	10:13:36.141	
2 -	36.333	23.600	59.933	72.55	2.292	10:14:36.074	
3 -	35.955	23.669	59.624	72.93	1.983	10:15:35.698	
4 -	35.170	23.639	58.809	73.94	1.168	10:16:34.507	
5 -	35.027	23.080	58.107 (3)	74.83	0.466	10:17:32.614	
6 -	35.102	23.584	58.686	74.09	1.045	10:18:31.300	
7 -	35.179	23.454	58.633	74.16	0.992	10:19:29.933	
8 -	34.506	23.493	57.999 (2)	74.97	0.358	10:20:27.932	
9 -	34.334	23.307	57.641 (1)	75.44		10:21:25.573	
10 -	35.111	23.150	58.261	74.64	0.620	10:22:23.834	

P19 34 C		Paul NIELD		Yamaha TZR 250 - Ridesure			
IDEAL LAP TIME : 58.019		BEST LAP TIME : 58.019		DIFFERENCE : 0.000			
LAP	SECTOR 1	SECTOR 2	LAP TIME	MPH	DIFF	TIME OF DAY	
1 -	42.778	30.837	1:13.615	59.07	15.596	10:13:45.466	
2 -	43.663	25.961	1:09.624	62.45	11.605	10:14:55.090	
3 -	37.054	24.428	1:01.482	70.72	3.463	10:15:56.572	
4 -	35.440	23.925	59.365	73.25	1.346	10:16:55.937	
5 -	34.987	23.883	58.870 (3)	73.86	0.851	10:17:54.807	
6 -	35.128	23.571	58.699 (2)	74.08	0.680	10:18:53.506	
7 -	34.494	23.525	58.019 (1)	74.95		10:19:51.525	
8 -	35.215	23.915	59.130	73.54	1.111	10:20:50.655	
9 -	35.284	24.108	59.392	73.21	1.373	10:21:50.047	

P20 333 C		Mark STUBBERFIELD		Yamaha TZR 250 - Polished concrete London			
IDEAL LAP TIME : 57.418		BEST LAP TIME : 58.110		DIFFERENCE : 0.692			
LAP	SECTOR 1	SECTOR 2	LAP TIME	MPH	DIFF	TIME OF DAY	
1 -	38.536	24.494	1:03.030	68.99	4.920	10:13:20.059	
2 -	35.365	23.457	58.822	73.92	0.712	10:14:18.881	
3 -	34.942	23.762	58.704	74.07	0.594	10:15:17.585	
4 -	34.821	23.589	58.410	74.44	0.300	10:16:15.995	
5 -	35.757	22.597	58.354 (3)	74.52	0.244	10:17:14.349	
6 -	35.234	23.078	58.312 (2)	74.57	0.202	10:18:12.661	
7 -	35.160	22.950	58.110 (1)	74.83		10:19:10.771	
8 -	35.279	23.529	58.808	73.94	0.698	10:20:09.579	
9 -	35.178	23.295	58.473	74.36	0.363	10:21:08.052	
10 -	36.014	23.574	59.588	72.97	1.478	10:22:07.640	

BMCRC-MRO Championships 2025 - Rnd 1 @ Brands Hatch Indy

DFDS Seaways Yamaha Past Masters

QUALIFYING - SECTOR ANALYSIS



SECTOR 1 = FL to I1, SECTOR 2 = I1 to FL, DIFF = Difference To Personal Best Lap, P = Crossed Finish Line in Pit Lane, D = Time Disallowed

P21 70		Andrew BURSCOUGH		Yamaha YPVS 350 - Mad biker designs/Martitanium			
IDEAL LAP TIME : 58.148		BEST LAP TIME : 58.148		DIFFERENCE : 0.000			
LAP	SECTOR 1	SECTOR 2	LAP TIME	MPH	DIFF	TIME OF DAY	
1 -	37.299	24.482	1:01.781	70.38	3.633	10:13:31.452	
2 -	36.098	25.046	1:01.144	71.12	2.996	10:14:32.596	
3 -	35.917	24.469	1:00.386	72.01	2.238	10:15:32.982	
4 -	35.705	24.325	1:00.030	72.44	1.882	10:16:33.012	
5 -	35.524	23.741	59.265 (3)	73.37	1.117	10:17:32.277	
6 -	34.847	23.301	58.148 (1)	74.78		10:18:30.425	
7 -	35.547	23.872	59.419	73.18	1.271	10:19:29.844	
8 -	35.460	24.175	59.635	72.92	1.487	10:20:29.479	
9 -	37.909	23.782	1:01.691	70.49	3.543	10:21:31.170	
10 -	34.990	23.709	58.699 (2)	74.08	0.551	10:22:29.869	

P22 58 C		Ian STANLEY		Yamaha TZR 250 - Twistgrip Motorcycles			
IDEAL LAP TIME : 58.741		BEST LAP TIME : 58.741		DIFFERENCE : 0.000			
LAP	SECTOR 1	SECTOR 2	LAP TIME	MPH	DIFF	TIME OF DAY	
1 -	40.812	26.166	1:06.978	64.92	8.237	10:13:39.796	
2 -	38.846	24.688	1:03.534	68.44	4.793	10:14:43.330	
3 -	37.194	24.016	1:01.210	71.04	2.469	10:15:44.540	
4 -	36.242	23.929	1:00.171 (3)	72.27	1.430	10:16:44.711	
5 -	36.073	23.633	59.706 (2)	72.83	0.965	10:17:44.417	
6 -	35.157	23.584	58.741 (1)	74.03		10:18:43.158	
7 -	37.888	24.351	1:02.239	69.86	3.498	10:19:45.397	
8 -	36.968	24.418	1:01.386	70.84	2.645	10:20:46.783	
9 -	36.680	24.028	1:00.708	71.63	1.967	10:21:47.491	

P23 9 C		David MACKENZIE		Yamaha TZR 250 -			
IDEAL LAP TIME : 59.349		BEST LAP TIME : 59.349		DIFFERENCE : 0.000			
LAP	SECTOR 1	SECTOR 2	LAP TIME	MPH	DIFF	TIME OF DAY	
1 -	41.160	26.206	1:07.366	64.55	8.017	10:13:52.789	
2 -	36.367	24.548	1:00.915	71.38	1.566	10:14:53.704	
3 -	36.111	24.169	1:00.280 (3)	72.14	0.931	10:15:53.984	
4 -	35.621	24.655	1:00.276 (2)	72.14	0.927	10:16:54.260	
5 -	35.494	23.855	59.349 (1)	73.27		10:17:53.609	

P24 27		Richard HAYWARD		Yamaha TZR 250 - BC vehicle repairs/ Snap on Tools			
IDEAL LAP TIME : 59.001		BEST LAP TIME : 59.499		DIFFERENCE : 0.498			
LAP	SECTOR 1	SECTOR 2	LAP TIME	MPH	DIFF	TIME OF DAY	
1 -	39.150	24.337	1:03.487	68.49	3.988	10:13:21.075	
2 -	36.760	24.341	1:01.101	71.17	1.602	10:14:22.176	
3 -	35.766	23.733	59.499 (1)	73.08		10:15:21.675	
4 -	35.935	23.785	59.720 (2)	72.81	0.221	10:16:21.395	
5 -	36.853	23.468	1:00.321	72.09	0.822	10:17:21.716	
6 -	35.533	24.430	59.963	72.52	0.464	10:18:21.679	
7 -	35.840	23.898	59.738 (3)	72.79	0.239	10:19:21.417	

P25 46 C		Kevin MARSHALL		Yamaha TZR 250 - Stacey Processing			
IDEAL LAP TIME : 59.696		BEST LAP TIME : 59.696		DIFFERENCE : 0.000			
LAP	SECTOR 1	SECTOR 2	LAP TIME	MPH	DIFF	TIME OF DAY	
1 -	37.818	24.727	1:02.545	69.52	2.849	10:13:14.476	
2 -	37.425	24.775	1:02.200	69.91	2.504	10:14:16.676	
3 -	36.649	24.288	1:00.937	71.36	1.241	10:15:17.613	
4 -	35.577	24.882	1:00.459	71.92	0.763	10:16:18.072	
5 -	35.916	24.719	1:00.635	71.71	0.939	10:17:18.707	
6 -	36.802	24.399	1:01.201	71.05	1.505	10:18:19.908	
7 -	35.901	24.474	1:00.375 (3)	72.02	0.679	10:19:20.283	
8 -	35.609	24.319	59.928 (2)	72.56	0.232	10:20:20.211	
9 -	36.991	24.359	1:01.350	70.88	1.654	10:21:21.561	
10 -	35.527	24.169	59.696 (1)	72.84		10:22:21.257	

BMCRC-MRO Championships 2025 - Rnd 1 @ Brands Hatch Indy

DFDS Seaways Yamaha Past Masters

QUALIFYING - SECTOR ANALYSIS



SECTOR 1 = FL to I1, SECTOR 2 = I1 to FL, DIFF = Difference To Personal Best Lap, P = Crossed Finish Line in Pit Lane, D = Time Disallowed

P26 73 C		Colvin TURNER		Yamaha TZR 250 -		
IDEAL LAP TIME :		BEST LAP TIME : 59.780		DIFFERENCE :		
LAP	SECTOR 1	SECTOR 2	LAP TIME	MPH	DIFF	TIME OF DAY
1 -			1:03.583	68.39	3.803	10:13:46.562
2 -			1:02.640	69.42	2.860	10:14:49.202
3 -			1:02.567	69.50	2.787	10:15:51.769
4 -			1:01.914	70.23	2.134	10:16:53.683
5 -			1:00.982	71.30	1.202	10:17:54.665
6 -			1:00.042 (2)	72.42	0.262	10:18:54.707
7 -			1:00.415 (3)	71.97	0.635	10:19:55.122
8 -			1:00.638	71.71	0.858	10:20:55.760
9 -			59.780 (1)	72.74		10:21:55.540

P27 11 R		Paul GILES		Yamaha TZR 250 - Taymar Racing		
IDEAL LAP TIME : 59.899		BEST LAP TIME : 59.899		DIFFERENCE : 0.000		
LAP	SECTOR 1	SECTOR 2	LAP TIME	MPH	DIFF	TIME OF DAY
1 -	39.470	25.849	1:05.319	66.57	5.420	10:13:40.478
2 -	38.444	25.466	1:03.910	68.04	4.011	10:14:44.388
3 -	36.418	24.829	1:01.247	71.00	1.348	10:15:45.635
4 -	36.391	24.065	1:00.456	71.93	0.557	10:16:46.091
5 -	36.008	24.435	1:00.443 (3)	71.94	0.544	10:17:46.534
6 -	36.038	24.127	1:00.165 (2)	72.27	0.266	10:18:46.699
7 -	36.105	24.838	1:00.943	71.35	1.044	10:19:47.642
8 -	36.426	24.182	1:00.608	71.74	0.709	10:20:48.250
9 -	35.882	24.017	59.899 (1)	72.59		10:21:48.149

P28 42 C		Martin PEARSON		Yamaha TZR 250 -		
IDEAL LAP TIME : 1:02.662		BEST LAP TIME : 1:02.918		DIFFERENCE : 0.256		
LAP	SECTOR 1	SECTOR 2	LAP TIME	MPH	DIFF	TIME OF DAY
1 -	42.847	27.112	1:09.959	62.15	7.041	10:13:25.744
2 -	40.906	26.486	1:07.392	64.52	4.474	10:14:33.136
3 -	40.250	25.997	1:06.247	65.64	3.329	10:15:39.383
4 -	39.464	26.010	1:05.474	66.41	2.556	10:16:44.857
5 -	38.726	25.730	1:04.456	67.46	1.538	10:17:49.313
6 -	38.664	25.445	1:04.109 (3)	67.83	1.191	10:18:53.422
7 -	38.511	25.019	1:03.530 (2)	68.44	0.612	10:19:56.952
8 -	37.643	25.275	1:02.918 (1)	69.11		10:20:59.870
9 -	38.697	25.521	1:04.218	67.71	1.300	10:22:04.088

P29 67 C		Mark BAILEY		Yamaha TZR 250 - Elite Air conditioning Ltd. Hydroflow plumbing		
IDEAL LAP TIME :		BEST LAP TIME : 1:04.887		DIFFERENCE :		
LAP	SECTOR 1	SECTOR 2	LAP TIME	MPH	DIFF	TIME OF DAY
1 -			1:08.830	63.17	3.943	10:13:53.740
2 -			1:05.917	65.97	1.030	10:14:59.657
3 -			1:05.873 (3)	66.01	0.986	10:16:05.530
4 -			1:05.438 (2)	66.45	0.551	10:17:10.968
5 -			1:04.887 (1)	67.01		10:18:15.855

P30 62 C		David PATERSON		Yamaha TZR 250 - The love of a good woman / Boomarang Dav		
IDEAL LAP TIME : 1:05.909		BEST LAP TIME : 1:06.215		DIFFERENCE : 0.306		
LAP	SECTOR 1	SECTOR 2	LAP TIME	MPH	DIFF	TIME OF DAY
1 -	43.711	27.150	1:10.861	61.36	4.646	10:13:59.847
2 -	40.504	26.429	1:06.933	64.96	0.718	10:15:06.780
3 -	39.688	26.594	1:06.282 (3)	65.60	0.067	10:16:13.062
4 -	40.859	26.545	1:07.404	64.51	1.189	10:17:20.466
5 -	39.547	26.668	1:06.215 (1)	65.67		10:18:26.681
6 -	40.148	26.446	1:06.594	65.30	0.379	10:19:33.275
7 -	39.480	26.792	1:06.272 (2)	65.61	0.057	10:20:39.547

BMCRC-MRO Championships 2025 - Rnd 1 @ Brands Hatch Indy

DFDS Seaways Yamaha Past Masters

QUALIFYING - SECTOR ANALYSIS



SECTOR 1 = FL to I1, SECTOR 2 = I1 to FL, DIFF = Difference To Personal Best Lap, P = Crossed Finish Line in Pit Lane, D = Time Disallowed

P31		2 C		Paul FIRTH		Yamaha TZR 250 - Joanne Porter	
IDEAL LAP TIME : 1:08.370		BEST LAP TIME : 1:08.370		DIFFERENCE : 0.000			
LAP	SECTOR 1	SECTOR 2	LAP TIME	MPH	DIFF	TIME OF DAY	
1 -	45.802	29.524	1:15.326	57.73	6.956	10:13:54.089	
2 -	44.032	28.972	1:13.004	59.56	4.634	10:15:07.093	
3 -	43.096	28.084	1:11.180	61.09	2.810	10:16:18.273	
4 -	42.950	28.091	1:11.041	61.21	2.671	10:17:29.314	
5 -	42.469	27.865	1:10.334	61.82	1.964	10:18:39.648	
6 -	41.505	27.546	1:09.051 (2)	62.97	0.681	10:19:48.699	
7 -	41.222	27.835	1:09.057 (3)	62.97	0.687	10:20:57.756	
8 -	40.969	27.401	1:08.370 (1)	63.60		10:22:06.126	

P32		20 C		Sara Sophie OSTERHOLZER		Yamaha TZR 250 - JB Motorcycles	
IDEAL LAP TIME : 1:08.897		BEST LAP TIME : 1:08.952		DIFFERENCE : 0.055			
LAP	SECTOR 1	SECTOR 2	LAP TIME	MPH	DIFF	TIME OF DAY	
1 -	44.523	29.141	1:13.664	59.03	4.712	10:13:37.139	
2 -	45.338	28.816	1:14.154	58.64	5.202	10:14:51.293	
3 -	43.448	28.489	1:11.937	60.45	2.985	10:16:03.230	
4 -	42.649	27.294	1:09.943	62.17	0.991	10:17:13.173	
5 -	43.342	27.534	1:10.876	61.35	1.924	10:18:24.049	
6 -	42.325	27.121	1:09.446 (3)	62.61	0.494	10:19:33.495	
7 -	41.940	27.012	1:08.952 (1)	63.06		10:20:42.447	
8 -	41.885	27.303	1:09.188 (2)	62.85	0.236	10:21:51.635	

BMCRC-MRO Championships 2025 - Rnd 1 @ Brands Hatch Indy

DFDS Seaways Yamaha Past Masters

QUALIFYING - BEST SECTORS

POS	SECTOR 1		SECTOR 2		IDEAL / BEST COMPARISON			IDEAL	BEST	DIFF
	NO	TIME	NO	TIME	POS	NO	NAME			
								PERFECT LAP	54.746	
1	30	32.672	30	22.074	1	30	COOPER	54.746	55.453	0.707
2	26	32.860	4	22.198	2	99	HOGAN	55.163	55.358	0.195
3	57	32.863	99	22.265	3	15	PERKINS	55.261	55.261	0.000
4	99	32.898	15	22.351	4	57	MOOK	55.272	55.485	0.213
5	15	32.910	57	22.409	5	26	LEE	55.333	55.515	0.182
6	74	33.140	26	22.473	6	4	HALIL	55.615	55.819	0.204
7	8	33.274	8	22.553	7	74	WHITBY	55.727	56.221	0.494
8	4	33.417	74	22.587	8	8	BALL	55.827	55.982	0.155
9	110	33.496	333	22.597	9	110	HAIGH	56.106	56.143	0.037
10	29	33.663	110	22.610	10	29	CRIPPS	56.452	56.602	0.150
11	43	33.766	43	22.731	11	43	CARSON	56.497	56.918	0.421
12	166	33.845	60	22.773	12	166	RIDLEY	56.619	56.619	0.000
13	100	33.898	166	22.774	13	60	GOUGH	56.727	56.727	0.000
14	60	33.954	29	22.789	14	100	MACRAE	56.861	56.979	0.118
15	85	34.178	72	22.807	15	72	HAMILTON	57.265	57.491	0.226
16	6	34.334	64	22.960	16	64	DAVIS	57.380	57.627	0.247
17	64	34.420	100	22.963	17	6	BUSHHELL	57.414	57.641	0.227
18	72	34.458	6	23.080	18	333	STUBBERFIELD	57.418	58.110	0.692
19	34	34.494	70	23.301	19	85	WALES	57.489	57.489	0.000
20	333	34.821	85	23.311	20	34	NIELD	58.019	58.019	0.000
21	70	34.847	27	23.468	21	70	BURSCOUGH	58.148	58.148	0.000
22	58	35.157	34	23.525	22	58	STANLEY	58.741	58.741	0.000
23	9	35.494	58	23.584	23	27	HAYWARD	59.001	59.499	0.498
24	46	35.527	9	23.855	24	9	MACKENZIE	59.349	59.349	0.000
25	27	35.533	11	24.017	25	46	MARSHALL	59.696	59.696	0.000
26	11	35.882	46	24.169	26	11	GILES	59.899	59.899	0.000
27	42	37.643	42	25.019	27	42	PEARSON	1:02.662	1:02.918	0.256
28	62	39.480	62	26.429	28	62	PATERSON	1:05.909	1:06.215	0.306
29	2	40.969	20	27.012	29	2	FIRTH	1:08.370	1:08.370	0.000
30	20	41.885	2	27.401	30	20	OSTERHOLZER	1:08.897	1:08.952	0.055
31					31	67	BAILEY		1:04.887	
32					32	73	TURNER		59.780	

BMCRC-MRO Championships 2025 - Rnd 1 @ Brands Hatch Indy

DFDS Seaways Yamaha Past Masters

QUALIFYING - STATISTICS

Competitors Started 32
Planned Start 2025-03-15 @ 10:05:00.000
Actual Start 2025-03-15 @ 10:11:41.965
Finish Time 2025-03-15 @ 10:21:45.758
Track Length 1.2079mi.
Total Laps 293
Total Distance Covered 353.9280mi.

Session Fastest Lap History

NO	CL	NAME	LAP TIME	TIME OF DAY	LAP	VEHICLE
8		David BALL	58.568	10:13:12.211	1	Yamaha TZR 250
99		Calvin HOGAN	57.865	10:13:25.992	1	Yamaha TZR 250
8		David BALL	57.137	10:14:09.348	2	Yamaha TZR 250
99		Calvin HOGAN	56.274	10:14:22.266	2	Yamaha TZR 250
30		Alan COOPER	56.128	10:15:21.661	3	Yamaha TZR 250
30		Alan COOPER	55.954	10:16:17.616	4	Yamaha TZR 250
30		Alan COOPER	55.771	10:17:13.386	5	Yamaha TZR 250
57		Geoff MOOK	55.485	10:18:05.375	6	Yamaha TZR 250
30		Alan COOPER	55.453	10:20:00.635	8	Yamaha TZR 250
99		Calvin HOGAN	55.358	10:20:01.072	8	Yamaha TZR 250
15		Billy PERKINS	55.261	10:20:20.138	8	Yamaha TZR 250

Flag History

TYPE	TIME OF DAY
GREEN	10:11:41.965
FINISH	10:21:45.758

Flag Statistics

TYPE	COUNT	TOTAL LAPS	TOTAL TIME
Green	1	11	11:03.244
Red	0	0	0.000
Safety Car	0	0	0.000
FCY	0	0	0.000

BMCRC-MRO Championships 2025 - Rnd 1 @ Brands Hatch Indy

DFDS Seaways Yamaha Past Masters

QUALIFYING - STATISTICS

CLASS :

15 Starters

Fastest Lap History

NO	NAME	LAP TIME	TIME OF DAY	LAP	VEHICLE
8	David BALL	58.568	10:13:12.211	1	Yamaha TZR 250
99	Calvin HOGAN	57.865	10:13:25.992	1	Yamaha TZR 250
8	David BALL	57.137	10:14:09.348	2	Yamaha TZR 250
99	Calvin HOGAN	56.274	10:14:22.266	2	Yamaha TZR 250
30	Alan COOPER	56.128	10:15:21.661	3	Yamaha TZR 250
30	Alan COOPER	55.954	10:16:17.616	4	Yamaha TZR 250
30	Alan COOPER	55.771	10:17:13.386	5	Yamaha TZR 250
57	Geoff MOOK	55.485	10:18:05.375	6	Yamaha TZR 250
30	Alan COOPER	55.453	10:20:00.635	8	Yamaha TZR 250
99	Calvin HOGAN	55.358	10:20:01.072	8	Yamaha TZR 250
15	Billy PERKINS	55.261	10:20:20.138	8	Yamaha TZR 250

BMCRC-MRO Championships 2025 - Rnd 1 @ Brands Hatch Indy

DFDS Seaways Yamaha Past Masters

QUALIFYING - STATISTICS

CLASS : C

15 Starters

Fastest Lap History

NO	NAME	LAP TIME	TIME OF DAY	LAP	VEHICLE
46	Kevin MARSHALL	1:02.545	10:13:14.509	1	Yamaha TZR 250
110	Mark HAIGH	1:00.214	10:13:16.464	1	Yamaha TZR 250
110	Mark HAIGH	58.778	10:14:15.243	2	Yamaha TZR 250
64	Iain DAVIS	58.690	10:14:43.540	2	Yamaha TZR 250
110	Mark HAIGH	57.821	10:15:13.066	3	Yamaha TZR 250
110	Mark HAIGH	57.084	10:16:10.150	4	Yamaha TZR 250
110	Mark HAIGH	56.143	10:18:03.731	6	Yamaha TZR 250

BMCRC-MRO Championships 2025 - Rnd 1 @ Brands Hatch Indy

DFDS Seaways Yamaha Past Masters

QUALIFYING - STATISTICS

CLASS : R

2 Starters

Fastest Lap History

NO	NAME	LAP TIME	TIME OF DAY	LAP	VEHICLE
166	Tom RIDLEY	1:02.109	10:13:18.158	1	Yamaha TZR 250
166	Tom RIDLEY	58.888	10:14:17.044	2	Yamaha TZR 250
166	Tom RIDLEY	57.868	10:15:14.911	3	Yamaha TZR 250
166	Tom RIDLEY	57.765	10:17:11.152	5	Yamaha TZR 250
166	Tom RIDLEY	57.443	10:18:08.595	6	Yamaha TZR 250
166	Tom RIDLEY	57.189	10:19:05.785	7	Yamaha TZR 250
166	Tom RIDLEY	56.934	10:20:59.991	9	Yamaha TZR 250
166	Tom RIDLEY	56.619	10:21:56.610	10	Yamaha TZR 250

BMCRC-MRO Championships 2025 - Rnd 1 @ Brands Hatch Indy

DFDS Seaways Yamaha Past Masters


RACE 6 - GRID (9 Laps)

ROW 11			32	20	Sara Sophie OSTERHOLZER	1:08.952	31	2	Paul FIRTH	1:08.370			
ROW 10	30	62	David PATERSON	1:06.215	29	67	Mark BAILEY	1:04.887	28	42	Martin PEARSON	1:02.918	
ROW 9		27	11	Paul GILES	59.899	26	73	Colvin TURNER	59.780	25	46	Kevin MARSHALL	59.696
ROW 8	24	27	Richard HAYWARD	59.499	23	9	David MACKENZIE	59.349	22	58	Ian STANLEY	58.741	
ROW 7		21	70	Andrew BURSCOUGH	58.148	20	333	Mark STUBBERFIELD	58.110	19	34	Paul NIELD	58.019
ROW 6	18	6	Alan BUSHELL	57.641	17	64	Iain DAVIS	57.627	16	72	John HAMILTON	57.491	
ROW 5		15	85	Andrew WALES	57.489	14	100	Max MACRAE	56.979	13	43	Adam CARSON	56.918
ROW 4	12	60	Danny GOUGH	56.727	11	166	Tom RIDLEY	56.619	10	29	Derek CRIPPS	56.602	
ROW 3		9	74	Paul WHITBY	56.221	8	110	Mark HAIGH	56.143	7	8	David BALL	55.982
ROW 2	6	4	Denis HALIL	55.819	5	26	Damian LEE	55.515	4	57	Geoff MOOK	55.485	
ROW 1		3	30	Alan COOPER	55.453	2	99	Calvin HOGAN	55.358	1	15	Billy PERKINS	55.261

Pole

These results are provisional until the conclusion of any judicial and technical matters.

Brands Hatch Indy: 1.2079 miles

Clerk Of Course:	Timekeeper:	<i>Craig Smith</i>	
------------------	-------------	--------------------	---

Results can be found at www.tsl-timing.com

Printed - 10:25 Saturday, 15 March 2025



BMCRC-MRO Championships 2025 - Rnd 1 @ Brands Hatch Indy

DFDS Seaways Yamaha Past Masters

RACE 6 - CLASSIFICATION

Race Distance: 9 Laps / 10.87 miles

POS	NO	CL	PIC	NAME	ENTRY	LAPS	TIME	GAP	DIFF	MPH	BEST	ON	GRD	↑↓
1	8		1	David BALL	Yamaha TZR 250 - Gardiner Page and Roe Pension Consult	9	8:24.650			77.55	54.466	7	7	6
2	30		2	Alan COOPER	Yamaha TZR 250 - Twistgrip Motorcycles	9	8:24.681	0.031	0.031	77.54	54.519	7	3	1
3	99		3	Calvin HOGAN	Yamaha TZR 250 - F.G Racing	9	8:25.604	0.954	0.923	77.40	54.631	9	2	-1
4	57		4	Geoff MOOK	Yamaha TZR 250 -	9	8:25.705	1.055	0.101	77.39	54.684	7	4	0
5	26		5	Damian LEE	Yamaha TZR 250 - Leed Autos	9	8:25.820	1.170	0.115	77.37	54.827	7	5	0
6	15		6	Billy PERKINS	Yamaha TZR 250 - Ashford Tarmac / Barking Mad About Ani	9	8:25.935	1.285	0.115	77.35	54.771	7	1	-5
7	4		7	Denis HALIL	Yamaha TZR 250 - D & A Autos	9	8:28.923	4.273	2.988	76.90	55.121	6	6	-1
8	110	C	1	Mark HAIGH	Yamaha TZR 250 - Chesterfield CarClinic/The Tuning Works	9	8:31.072	6.422	2.149	76.57	55.435	2	8	0
9	43		8	Adam CARSON	Yamaha TZR 250 - Allspeed exhausts, stinkwheels	9	8:39.100	14.450	8.028	75.39	56.644	4	13	4
10	74		9	Paul WHITBY	Yamaha TZR 250 - Greybridge Ltd	9	8:40.499	15.849	1.399	75.19	56.277	8	9	-1
11	70		10	Andrew BURSCOUGH	Yamaha YPVS 350 - Mad biker designs/Martitanium	9	8:42.739	18.089	2.240	74.86	56.867	5	21	10
12	166	R	1	Tom RIDLEY	Yamaha TZR 250 - Chamery Hall Roundhouses	9	8:42.818	18.168	0.079	74.85	56.588	4	11	-1
13	29		11	Derek CRIPPS	Yamaha TZR 250 - Team FBR	9	8:43.658	19.008	0.840	74.73	56.909	2	10	-3
14	72	C	2	John HAMILTON	Yamaha TZR 250 - LW Racing	9	8:43.747	19.097	0.089	74.72	56.597	4	16	2
15	100		12	Max MACRAE	Yamaha TZR 250 - www.ypmrc.co.uk	9	8:45.397	20.747	1.650	74.49	55.983	9	14	-1
16	64	C	3	Iain DAVIS	Yamaha TZR 250 -	9	8:45.724	21.074	0.327	74.44	55.979	9	17	1
17	27		13	Richard HAYWARD	Yamaha TZR 250 - BC vehicle repairs/ Snap on Tools	9	8:46.655	22.005	0.931	74.31	56.263	9	24	7
18	6	C	4	Alan BUSHELL	Yamaha TZR 250 - Moonraker Motorcycles	9	8:46.777	22.127	0.122	74.29	56.029	9	18	0
19	85		14	Andrew WALES	Yamaha TZR 250 - Show Control International	9	8:49.187	24.537	2.410	73.95	56.860	8	15	-4
20	60		15	Danny GOUGH	Yamaha TZR 250 - G Force Motorcycles	9	8:49.268	24.618	0.081	73.94	57.004	9	12	-8
21	333	C	5	Mark STUBBERFIELD	Yamaha TZR 250 - Polished concrete London	9	8:49.660	25.010	0.392	73.89	56.992	8	20	-1
22	34	C	6	Paul NIELD	Yamaha TZR 250 - Ridesure	9	8:49.990	25.340	0.330	73.84	56.831	9	19	-3
23	9	C	7	David MACKENZIE	Yamaha TZR 250 -	9	9:05.347	40.697	15.357	71.76	58.921	3	23	0
24	58	C	8	Ian STANLEY	Yamaha TZR 250 - Twistgrip Motorcycles	9	9:05.969	41.319	0.622	71.68	57.954	9	22	-2
25	46	C	9	Kevin MARSHALL	Yamaha TZR 250 - Stacey Processing	9	9:06.072	41.422	0.103	71.67	58.276	5	25	0
26	73	C	10	Colvin TURNER	Yamaha TZR 250 -	9	9:07.045	42.395	0.973	71.54	58.723	3	26	0
27	62	C	11	David PATERSON	Yamaha TZR 250 - The love of a good woman / Boomerang I	8	8:40.930	1 Lap	1 Lap	66.78	1:03.074	3	30	3
28	67	C	12	Mark BAILEY	Yamaha TZR 250 - Elite Air conditioning Ltd. Hydroflow plum	8	8:41.516	1 Lap	0.586	66.70	1:03.083	2	29	1
29	42	C	13	Martin PEARSON	Yamaha TZR 250 -	8	8:41.599	1 Lap	0.083	66.69	1:02.971	7	28	-1
30	20	C	14	Sara Sophie OSTERHOLZER	Yamaha TZR 250 - JB Motorcycles	8	9:23.414	1 Lap	41.815	61.74	1:08.032	7	32	2
31	2	C	15	Paul FIRTH	Yamaha TZR 250 - Joanne Porter	8	9:25.625	1 Lap	2.211	61.50	1:08.192	7	31	0
NOT CLASSIFIED														
DNF	11	R		Paul GILES	Yamaha TZR 250 - Taymar Racing	3	3:17.059	6 Laps	5 Laps	66.20	58.400	2	27	

FASTEST LAP

8	David BALL	Yamaha TZR 250 - Gardiner Page and Roe Pension Consult	7	54.466	79.84 mph	128.49 kph
110	Mark HAIGH	Yamaha TZR 250 - Chesterfield CarClinic/The Tuning Works	2	55.435	78.44 mph	126.24 kph
166	Tom RIDLEY	Yamaha TZR 250 - Chamery Hall Roundhouses	4	56.588	76.84 mph	123.67 kph

Class - 92.5% of Race Speed = 71.73 mph
 Class C - 92.5% of Race Speed = 70.82 mph
 Class R - 92.5% of Race Speed = 69.23 mph

Weather / Track : Cloudy / Dry

These results are provisional until the conclusion of any judicial and technical matters.

Date: 15/03/2025 Start: 14:45 Finish: 14:54
 Brands Hatch Indy: 1.2079 miles

Clerk Of Course:

Timekeeper:

Craig Smith



Results can be found at www.tsl-timing.com

Printed - 15:00 Saturday, 15 March 2025



BMCR-CMRO Championships 2025 - Rnd 1 @ Brands Hatch Indy

DFDS Seaways Yamaha Past Masters

RACE 6 - LAP CHART

LAP 1 @ 14:46:44.086		
NO	BEHIND	LAP TIME

30		1:00.627
15	0.175	1:00.802
99	0.948	1:01.575
57	1.349	1:01.976
8	1.413	1:02.040
26	1.878	1:02.505
110	2.036	1:02.663
4	2.299	1:02.926
43	3.060	1:03.687
74	3.196	1:03.823
70	3.537	1:04.164
29	4.827	1:05.454
166	5.012	1:05.639
60	5.061	1:05.688
72	5.092	1:05.719
6	5.206	1:05.833
27	5.366	1:05.993
85	5.810	1:06.437
333	6.256	1:06.883
34	6.482	1:07.109
100	6.577	1:07.204
64	6.939	1:07.566
73	7.389	1:08.016
11	8.492	1:09.119
9	8.515	1:09.142
46	9.150	1:09.777
67	9.803	1:10.430
58	10.486	1:11.113
62	11.942	1:12.569
42	12.618	1:13.245
2	18.833	1:19.460
20	19.067	1:19.694

LAP 2 @ 14:47:39.593		
NO	BEHIND	LAP TIME

30		55.507
15	0.533	55.865
99	1.026	55.585
57	1.271	55.429
26	1.584	55.213
110	1.964	55.435
8	2.060	56.154
4	2.347	55.555
74	4.352	56.663
43	4.821	57.268
70	4.957	56.927
29	6.229	56.909
166	6.979	57.474
72	7.060	57.475
60	7.859	58.305
27	8.415	58.556
85	8.641	58.338
6	8.758	59.059
333	9.077	58.328
100	9.183	58.113
34	10.215	59.240
64	10.297	58.865
73	10.887	59.005
11	11.385	58.400
9	11.960	58.952
46	12.755	59.112
58	16.155	1:01.176
67	17.379	1:03.083

62	19.803	1:03.368
42	21.491	1:04.380
20	33.816	1:10.256
2	34.113	1:10.787

LAP 3 @ 14:48:35.888		
NO	BEHIND	LAP TIME

30		56.295
15	0.434	56.196
57	0.643	55.667
99	0.741	56.010
26	0.860	55.571
8	0.889	55.124
110	1.596	55.927
4	1.828	55.776
74	4.746	56.689
43	5.406	56.880
70	6.204	57.542
29	6.958	57.024
72	7.364	56.599
166	7.707	57.023
60	9.139	57.575
27	9.585	57.465
85	10.038	57.692
100	10.667	57.779
6	10.763	58.300
333	11.050	58.268
64	11.329	57.327
34	12.106	58.186
73	13.315	58.723
9	14.586	58.921
46	16.283	59.823
58	19.614	59.754
11	24.630	1:09.540
67	25.939	1:04.855
62	26.582	1:03.074
42	30.186	1:04.990
2	47.089	1:09.271
20	47.398	1:09.877

LAP 4 @ 14:49:31.608		
NO	BEHIND	LAP TIME

30		55.720
15	0.513	55.799
99	0.597	55.576
8	0.677	55.508
57	0.683	55.760
26	1.030	55.890
110	1.388	55.512
4	1.755	55.647
74	5.320	56.294
43	6.330	56.644
70	7.381	56.897
72	8.241	56.597
29	8.346	57.108
166	8.575	56.588
60	11.594	58.175
27	11.970	58.105
85	12.468	58.150
100	12.553	57.606
6	12.589	57.546
333	13.123	57.793
64	13.258	57.649
34	14.285	57.899
73	17.200	59.605

9	18.071	59.205
46	20.291	59.728
58	23.283	59.389
67	35.036	1:04.817
62	35.328	1:04.466
42	38.758	1:04.292

LAP 5 @ 14:50:27.596		
NO	BEHIND	LAP TIME

30		55.988
8	0.218	55.529
57	0.364	55.669
15	0.762	56.237
99	0.850	56.241
26	1.466	56.424
110	1.887	56.487
4	2.435	56.668
2	1 Lap	1:10.221
20	1 Lap	1:10.000
74	6.521	57.189
43	7.029	56.687
70	8.260	56.867
72	9.321	57.068
166	9.677	57.090
29	9.800	57.442
27	14.080	58.098
64	14.343	57.073
100	14.436	57.871
60	14.720	59.114
6	14.781	58.180
85	15.339	58.859
333	15.477	58.342
34	16.132	57.835
73	21.073	59.861
9	21.455	59.372
46	22.579	58.276
58	26.528	59.233
62	43.577	1:04.237
67	43.714	1:04.666
42	46.670	1:03.900

LAP 6 @ 14:51:22.728		
NO	BEHIND	LAP TIME

8		54.914
30	0.205	55.337
57	0.724	55.492
15	1.069	55.439
99	1.223	55.505
26	1.274	54.940
110	2.203	55.448
4	2.424	55.121
74	8.532	57.143
43	8.975	57.078
70	10.642	57.514
72	11.347	57.158
166	11.765	57.220
29	12.251	57.583
100	16.841	57.537
27	17.389	58.441
64	17.613	58.402
6	17.947	58.298
85	18.263	58.056
60	18.659	59.071
333	18.740	58.395
34	19.363	58.363

20	1 Lap	1:09.010
2	1 Lap	1:09.787
73	25.916	59.975
9	26.139	59.816
46	26.863	59.416
58	29.963	58.567
67	52.372	1:03.790
62	52.596	1:04.151

LAP 7 @ 14:52:17.194		
NO	BEHIND	LAP TIME

8		54.466
30	0.258	54.519
42	1 Lap	1:03.704
57	0.942	54.684
15	1.374	54.771
26	1.635	54.827
99	1.804	55.047
110	3.412	55.675
4	3.620	55.662
74	10.997	56.931
43	11.385	56.876
70	13.720	57.544
72	14.493	57.612
29	14.790	57.005
4	3.620	55.662
166	14.884	57.585
100	19.294	56.919
64	19.820	56.673
27	20.183	57.260
6	20.331	56.850
85	21.251	57.454
60	21.398	57.205
333	21.637	57.363
34	22.412	57.515
9	32.610	1:00.937
73	33.050	1:01.600
46	33.324	1:00.927
20	1 Lap	1:08.317
58	34.166	58.669
2	1 Lap	1:08.986

LAP 8 @ 14:53:13.482		
NO	BEHIND	LAP TIME

57		55.346
30	0.028	56.058
8	0.031	56.319
26	0.732	55.385
15	0.838	55.752
99	0.950	55.434
4	3.488	56.156
110	4.289	57.165
62	1 Lap	1:05.322
67	1 Lap	1:05.757
42	1 Lap	1:02.971
74	10.986	56.277
43	11.855	56.758
70	15.173	57.741
72	15.627	57.422
166	15.952	57.356
29	16.434	57.932
100	19.391	56.385
64	19.722	56.190
27	20.369	56.474
6	20.725	56.682
85	21.823	56.860

60	22.241	57.131
333	22.341	56.992
34	23.136	57.012
9	35.892	59.570
73	35.976	59.214
46	36.455	59.419
58	37.992	1:00.114
20	1 Lap	1:08.032
2	1 Lap	1:08.192

LAP 9 @ 14:54:08.109		
NO	BEHIND	LAP TIME

8		54.596
30	0.031	54.630
99	0.954	54.631
57	1.055	55.682
26	1.170	55.065
15	1.285	55.074
4	4.273	55.412
110	6.422	56.760
43	14.450	57.222
74	15.849	59.490
62	1 Lap	1:03.743
67	1 Lap	1:04.118
42	1 Lap	1:04.117
70	18.089	57.543
166	18.168	56.843
29	19.008	57.201
72	19.097	58.097
100	20.747	55.983
64	21.074	55.979
27	22.005	56.263
6	22.127	56.029
85	24.537	57.341
60	24.618	57.004
333	25.010	57.296
34	25.340	56.831
9	40.697	59.432
58	41.319	57.954
46	41.422	59.594
73	42.395	1:01.046
20	1 Lap	1:08.228
2	1 Lap	1:08.921

BMCR-CMRO Championships 2025 - Rnd 1 @ Brands Hatch Indy

DFDS Seaways Yamaha Past Masters

RACE 6 - POSITION CHART

No	Name	Lap										
		Pos	1	2	3	4	5	6	7	8	9	
15	PERKINS	1	30	30	30	30	30	8	8	57	8	
99	HOGAN	2	15	15	15	15	8	30	30	30	30	
30	COOPER	3	99	99	57	99	57	57	57	8	99	
57	MOOK	4	57	57	99	8	15	15	15	26	57	
26	LEE	5	8	26	26	57	99	99	26	15	26	
4	HALIL	6	26	110	8	26	26	26	99	99	15	
8	BALL	7	110	8	110	110	110	110	110	4	4	
110	HAIGH	8	4	4	4	4	4	4	4	110	110	
74	WHITBY	9	43	74	74	74	74	74	74	74	43	
29	CRIPPS	10	74	43	43	43	43	43	43	43	74	
166	RIDLEY	11	70	70	70	70	70	70	70	70	70	
60	GOUGH	12	29	29	29	72	72	72	72	72	166	
43	CARSON	13	166	166	72	29	166	166	29	166	29	
100	MACRAE	14	60	72	166	166	29	29	166	29	72	
85	WALES	15	72	60	60	60	27	100	100	100	100	
72	HAMILTON	16	6	27	27	27	64	27	64	64	64	
64	DAVIS	17	27	85	85	85	100	64	27	27	27	
6	BUSHELL	18	85	6	100	100	60	6	6	6	6	
34	NIELD	19	333	333	6	6	6	85	85	85	85	
333	STUBBERFIELD	20	34	100	333	333	85	60	60	60	60	
70	BURSCOUGH	21	100	34	64	64	333	333	333	333	333	
58	STANLEY	22	64	64	34	34	34	34	34	34	34	
9	MACKENZIE	23	73	73	73	73	73	73	9	9	9	
27	HAYWARD	24	11	11	9	9	9	9	73	73	58	
46	MARSHALL	25	9	9	46	46	46	46	46	46	46	
73	TURNER	26	46	46	58	58	58	58	58	58	73	
11	GILES	27	67	58	11	67	62	67	62	62		
42	PEARSON	28	58	67	67	62	67	62	67	67		
67	BAILEY	29	62	62	62	42	42	42	42	42		
62	PATERSON	30	42	42	42	2	20	20	20	20		
2	FIRTH	31	2	20	2	20	2	2	2	2		
20	OSTERHOLZER	32	20	2	20							

BMCR-CMRO Championships 2025 - Rnd 1 @ Brands Hatch Indy

DFDS Seaways Yamaha Past Masters

RACE 6 - SECTOR ANALYSIS



SECTOR 1 = FL to I1, SECTOR 2 = I1 to FL, DIFF = Difference To Personal Best Lap, P = Crossed Finish Line in Pit Lane, D = Time Disallowed

P1 8		David BALL		Yamaha TZR 250 - Gardiner Page and Roe Pension Consultant			
IDEAL LAP TIME : 54.460		BEST LAP TIME : 54.466		DIFFERENCE : 0.006			
LAP	SECTOR 1	SECTOR 2	LAP TIME	MPH	DIFF	TIME OF DAY	
1 -		22.770	1:02.040	70.09	7.574	14:46:45.499	
2 -	33.596	22.558	56.154	77.44	1.688	14:47:41.653	
3 -	33.130	21.994	55.124	78.88	0.658	14:48:36.777	
4 -	33.301	22.207	55.508	78.34	1.042	14:49:32.285	
5 -	33.330	22.199	55.529	78.31	1.063	14:50:27.814	
6 -	32.809	22.105	54.914 (3)	79.18	0.448	14:51:22.728	
7 -	32.477	21.989	54.466 (1)	79.84		14:52:17.194	
8 -	34.016	22.303	56.319	77.21	1.853	14:53:13.513	
9 -	32.613	21.983	54.596 (2)	79.65	0.130	14:54:08.109	

P2 30		Alan COOPER		Yamaha TZR 250 - Twistgrip Motorcycles			
IDEAL LAP TIME : 54.454		BEST LAP TIME : 54.519		DIFFERENCE : 0.065			
LAP	SECTOR 1	SECTOR 2	LAP TIME	MPH	DIFF	TIME OF DAY	
1 -		22.061	1:00.627	71.72	6.108	14:46:44.086	
2 -	33.253	22.254	55.507	78.34	0.988	14:47:39.593	
3 -	33.663	22.632	56.295	77.24	1.776	14:48:35.888	
4 -	33.322	22.398	55.720	78.04	1.201	14:49:31.608	
5 -	33.488	22.500	55.988	77.67	1.469	14:50:27.596	
6 -	33.382	21.955	55.337 (3)	78.58	0.818	14:51:22.933	
7 -	32.686	21.833	54.519 (1)	79.76		14:52:17.452	
8 -	33.896	22.162	56.058	77.57	1.539	14:53:13.510	
9 -	32.862	21.768	54.630 (2)	79.60	0.111	14:54:08.140	

P3 99		Calvin HOGAN		Yamaha TZR 250 - F.G Racing			
IDEAL LAP TIME : 54.344		BEST LAP TIME : 54.631		DIFFERENCE : 0.287			
LAP	SECTOR 1	SECTOR 2	LAP TIME	MPH	DIFF	TIME OF DAY	
1 -		22.449	1:01.575	70.62	6.944	14:46:45.034	
2 -	33.166	22.419	55.585	78.23	0.954	14:47:40.619	
3 -	33.519	22.491	56.010	77.63	1.379	14:48:36.629	
4 -	32.910	22.666	55.576	78.24	0.945	14:49:32.205	
5 -	33.750	22.491	56.241	77.32	1.610	14:50:28.446	
6 -	33.025	22.480	55.505	78.34	0.874	14:51:23.951	
7 -	32.982	22.065	55.047 (2)	78.99	0.416	14:52:18.998	
8 -	33.171	22.263	55.434 (3)	78.44	0.803	14:53:14.432	
9 -	32.279	22.352	54.631 (1)	79.59		14:54:09.063	

P4 57		Geoff MOOK		Yamaha TZR 250 -			
IDEAL LAP TIME : 54.684		BEST LAP TIME : 54.684		DIFFERENCE : 0.000			
LAP	SECTOR 1	SECTOR 2	LAP TIME	MPH	DIFF	TIME OF DAY	
1 -		22.894	1:01.976	70.16	7.292	14:46:45.435	
2 -	33.051	22.378	55.429 (3)	78.45	0.745	14:47:40.864	
3 -	33.072	22.595	55.667	78.11	0.983	14:48:36.531	
4 -	33.281	22.479	55.760	77.98	1.076	14:49:32.291	
5 -	33.060	22.609	55.669	78.11	0.985	14:50:27.960	
6 -	33.222	22.270	55.492	78.36	0.808	14:51:23.452	
7 -	32.486	22.198	54.684 (1)	79.52		14:52:18.136	
8 -	32.778	22.568	55.346 (2)	78.57	0.662	14:53:13.482	
9 -	33.022	22.660	55.682	78.09	0.998	14:54:09.164	

BMCRC-MRO Championships 2025 - Rnd 1 @ Brands Hatch Indy

DFDS Seaways Yamaha Past Masters

RACE 6 - SECTOR ANALYSIS



SECTOR 1 = FL to I1, SECTOR 2 = I1 to FL, DIFF = Difference To Personal Best Lap, P = Crossed Finish Line in Pit Lane, D = Time Disallowed

P5 26		Damian LEE		Yamaha TZR 250 - Leed Autos		
IDEAL LAP TIME : 54.717		BEST LAP TIME : 54.827		DIFFERENCE : 0.110		
LAP	SECTOR 1	SECTOR 2	LAP TIME	MPH	DIFF	TIME OF DAY
1 -		22.861	1:02.505	69.57	7.678	14:46:45.964
2 -	32.781	22.432	55.213	78.76	0.386	14:47:41.177
3 -	33.336	22.235	55.571	78.25	0.744	14:48:36.748
4 -	33.171	22.719	55.890	77.80	1.063	14:49:32.638
5 -	33.445	22.979	56.424	77.07	1.597	14:50:29.062
6 -	32.571	22.369	54.940 (2)	79.15	0.113	14:51:24.002
7 -	32.482	22.345	54.827 (1)	79.31		14:52:18.829
8 -	33.009	22.376	55.385	78.51	0.558	14:53:14.214
9 -	32.611	22.454	55.065 (3)	78.97	0.238	14:54:09.279

P6 15		Billy PERKINS		Yamaha TZR 250 - Ashford Tarmac / Barking Mad About Animal		
IDEAL LAP TIME : 54.731		BEST LAP TIME : 54.771		DIFFERENCE : 0.040		
LAP	SECTOR 1	SECTOR 2	LAP TIME	MPH	DIFF	TIME OF DAY
1 -		22.474	1:00.802	71.51	6.031	14:46:44.261
2 -	33.315	22.550	55.865	77.84	1.094	14:47:40.126
3 -	33.212	22.984	56.196	77.38	1.425	14:48:36.322
4 -	33.011	22.788	55.799	77.93	1.028	14:49:32.121
5 -	33.632	22.605	56.237	77.32	1.466	14:50:28.358
6 -	32.904	22.535	55.439 (3)	78.43	0.668	14:51:23.797
7 -	32.579	22.192	54.771 (1)	79.39		14:52:18.568
8 -	32.983	22.769	55.752	77.99	0.981	14:53:14.320
9 -	32.922	22.152	55.074 (2)	78.95	0.303	14:54:09.394

P7 4		Denis HALIL		Yamaha TZR 250 - D & A Autos		
IDEAL LAP TIME : 54.929		BEST LAP TIME : 55.121		DIFFERENCE : 0.192		
LAP	SECTOR 1	SECTOR 2	LAP TIME	MPH	DIFF	TIME OF DAY
1 -		22.924	1:02.926	69.10	7.805	14:46:46.385
2 -	33.043	22.512	55.555 (3)	78.27	0.434	14:47:41.940
3 -	33.378	22.398	55.776	77.96	0.655	14:48:37.716
4 -	33.292	22.355	55.647	78.14	0.526	14:49:33.363
5 -	33.284	23.384	56.668	76.73	1.547	14:50:30.031
6 -	32.847	22.274	55.121 (1)	78.89		14:51:25.152
7 -	33.127	22.535	55.662	78.12	0.541	14:52:20.814
8 -	33.935	22.221	56.156	77.43	1.035	14:53:16.970
9 -	33.330	22.082	55.412 (2)	78.47	0.291	14:54:12.382

P8 110 C		Mark HAIGH		Yamaha TZR 250 - Chesterfield CarClinic/The Tuning Works		
IDEAL LAP TIME : 55.263		BEST LAP TIME : 55.435		DIFFERENCE : 0.172		
LAP	SECTOR 1	SECTOR 2	LAP TIME	MPH	DIFF	TIME OF DAY
1 -		22.725	1:02.663	69.39	7.228	14:46:46.122
2 -	32.957	22.478	55.435 (1)	78.44		14:47:41.557
3 -	33.421	22.506	55.927	77.75	0.492	14:48:37.484
4 -	33.206	22.306	55.512 (3)	78.33	0.077	14:49:32.996
5 -	33.376	23.111	56.487	76.98	1.052	14:50:29.483
6 -	33.031	22.417	55.448 (2)	78.42	0.013	14:51:24.931
7 -	33.211	22.464	55.675	78.10	0.240	14:52:20.606
8 -	34.294	22.871	57.165	76.07	1.730	14:53:17.771
9 -	33.156	23.604	56.760	76.61	1.325	14:54:14.531

BMCRC-MRO Championships 2025 - Rnd 1 @ Brands Hatch Indy

DFDS Seaways Yamaha Past Masters

RACE 6 - SECTOR ANALYSIS



SECTOR 1 = FL to I1, SECTOR 2 = I1 to FL, DIFF = Difference To Personal Best Lap, P = Crossed Finish Line in Pit Lane, D = Time Disallowed

P9 43 Adam CARSON		Yamaha TZR 250 - Allspeed exhausts, stinkwheels				
IDEAL LAP TIME : 56.297		BEST LAP TIME : 56.644		DIFFERENCE : 0.347		
LAP	SECTOR 1	SECTOR 2	LAP TIME	MPH	DIFF	TIME OF DAY
1 -		23.035	1:03.687	68.27	7.043	14:46:47.146
2 -	34.189	23.079	57.268	75.93	0.624	14:47:44.414
3 -	33.863	23.017	56.880	76.45	0.236	14:48:41.294
4 -	33.931	22.713	56.644 (1)	76.77		14:49:37.938
5 -	33.584	23.103	56.687 (2)	76.71	0.043	14:50:34.625
6 -	34.312	22.766	57.078	76.18	0.434	14:51:31.703
7 -	33.675	23.201	56.876	76.45	0.232	14:52:28.579
8 -	34.024	22.734	56.758 (3)	76.61	0.114	14:53:25.337
9 -	33.952	23.270	57.222	75.99	0.578	14:54:22.559

P10 74 Paul WHITBY		Yamaha TZR 250 - Greybridge Ltd				
IDEAL LAP TIME : 56.060		BEST LAP TIME : 56.277		DIFFERENCE : 0.217		
LAP	SECTOR 1	SECTOR 2	LAP TIME	MPH	DIFF	TIME OF DAY
1 -		22.996	1:03.823	68.13	7.546	14:46:47.282
2 -	33.725	22.938	56.663 (3)	76.74	0.386	14:47:43.945
3 -	33.984	22.705	56.689	76.70	0.412	14:48:40.634
4 -	33.401	22.893	56.294 (2)	77.24	0.017	14:49:36.928
5 -	34.357	22.832	57.189	76.03	0.912	14:50:34.117
6 -	34.105	23.038	57.143	76.10	0.866	14:51:31.260
7 -	33.747	23.184	56.931	76.38	0.654	14:52:28.191
8 -	33.355	22.922	56.277 (1)	77.27		14:53:24.468
9 -	35.102	24.388	59.490	73.09	3.213	14:54:23.958

P11 70 Andrew BURSCOUGH		Yamaha YPVS 350 - Mad biker designs/Martitanium				
IDEAL LAP TIME : 56.608		BEST LAP TIME : 56.867		DIFFERENCE : 0.259		
LAP	SECTOR 1	SECTOR 2	LAP TIME	MPH	DIFF	TIME OF DAY
1 -		22.762	1:04.164	67.77	7.297	14:46:47.623
2 -	34.085	22.842	56.927 (3)	76.38	0.060	14:47:44.550
3 -	34.243	23.299	57.542	75.57	0.675	14:48:42.092
4 -	33.913	22.984	56.897 (2)	76.42	0.030	14:49:38.989
5 -	33.846	23.021	56.867 (1)	76.46		14:50:35.856
6 -	34.393	23.121	57.514	75.60	0.647	14:51:33.370
7 -	34.249	23.295	57.544	75.57	0.677	14:52:30.914
8 -	34.294	23.447	57.741	75.31	0.874	14:53:28.655
9 -	34.149	23.394	57.543	75.57	0.676	14:54:26.198

P12 166 R Tom RIDLEY		Yamaha TZR 250 - Chamery Hall Roundhouses				
IDEAL LAP TIME : 56.450		BEST LAP TIME : 56.588		DIFFERENCE : 0.138		
LAP	SECTOR 1	SECTOR 2	LAP TIME	MPH	DIFF	TIME OF DAY
1 -		23.825	1:05.639	66.24	9.051	14:46:49.098
2 -	34.240	23.234	57.474	75.66	0.886	14:47:46.572
3 -	33.980	23.043	57.023 (3)	76.26	0.435	14:48:43.595
4 -	33.567	23.021	56.588 (1)	76.84		14:49:40.183
5 -	34.071	23.019	57.090	76.17	0.502	14:50:37.273
6 -	34.337	22.883	57.220	75.99	0.632	14:51:34.493
7 -	33.824	23.761	57.585	75.51	0.997	14:52:32.078
8 -	34.177	23.179	57.356	75.81	0.768	14:53:29.434
9 -	33.953	22.890	56.843 (2)	76.50	0.255	14:54:26.277

BMCRC-MRO Championships 2025 - Rnd 1 @ Brands Hatch Indy

DFDS Seaways Yamaha Past Masters

RACE 6 - SECTOR ANALYSIS



SECTOR 1 = FL to I1, SECTOR 2 = I1 to FL, DIFF = Difference To Personal Best Lap, P = Crossed Finish Line in Pit Lane, D = Time Disallowed

P13 29		Derek CRIPPS		Yamaha TZR 250 - Team FBR			
IDEAL LAP TIME : 56.631		BEST LAP TIME : 56.909		DIFFERENCE : 0.278			
LAP	SECTOR 1	SECTOR 2	LAP TIME	MPH	DIFF	TIME OF DAY	
1 -		23.972	1:05.454	66.43	8.545	14:46:48.913	
2 -	34.004	22.905	56.909 (1)	76.41		14:47:45.822	
3 -	33.973	23.051	57.024 (3)	76.25	0.115	14:48:42.846	
4 -	33.779	23.329	57.108	76.14	0.199	14:49:39.954	
5 -	34.205	23.237	57.442	75.70	0.533	14:50:37.396	
6 -	34.638	22.945	57.583	75.51	0.674	14:51:34.979	
7 -	33.726	23.279	57.005 (2)	76.28	0.096	14:52:31.984	
8 -	34.374	23.558	57.932	75.06	1.023	14:53:29.916	
9 -	33.903	23.298	57.201	76.02	0.292	14:54:27.117	

P14 72 C		John HAMILTON		Yamaha TZR 250 - LW Racing			
IDEAL LAP TIME : 56.479		BEST LAP TIME : 56.597		DIFFERENCE : 0.118			
LAP	SECTOR 1	SECTOR 2	LAP TIME	MPH	DIFF	TIME OF DAY	
1 -		23.455	1:05.719	66.16	9.122	14:46:49.178	
2 -	34.404	23.071	57.475	75.66	0.878	14:47:46.653	
3 -	33.750	22.849	56.599 (2)	76.83	0.002	14:48:43.252	
4 -	33.727	22.870	56.597 (1)	76.83		14:49:39.849	
5 -	34.172	22.896	57.068 (3)	76.20	0.471	14:50:36.917	
6 -	34.406	22.752	57.158	76.08	0.561	14:51:34.075	
7 -	34.300	23.312	57.612	75.48	1.015	14:52:31.687	
8 -	34.218	23.204	57.422	75.73	0.825	14:53:29.109	
9 -	34.310	23.787	58.097	74.85	1.500	14:54:27.206	

P15 100		Max MACRAE		Yamaha TZR 250 - www.ypmrc.co.uk			
IDEAL LAP TIME : 55.983		BEST LAP TIME : 55.983		DIFFERENCE : 0.000			
LAP	SECTOR 1	SECTOR 2	LAP TIME	MPH	DIFF	TIME OF DAY	
1 -		24.357	1:07.204	64.70	11.221	14:46:50.663	
2 -	34.972	23.141	58.113	74.83	2.130	14:47:48.776	
3 -	34.776	23.003	57.779	75.26	1.796	14:48:46.555	
4 -	34.556	23.050	57.606	75.48	1.623	14:49:44.161	
5 -	34.633	23.238	57.871	75.14	1.888	14:50:42.032	
6 -	34.254	23.283	57.537	75.57	1.554	14:51:39.569	
7 -	33.950	22.969	56.919 (3)	76.39	0.936	14:52:36.488	
8 -	33.551	22.834	56.385 (2)	77.12	0.402	14:53:32.873	
9 -	33.382	22.601	55.983 (1)	77.67		14:54:28.856	

P16 64 C		Iain DAVIS		Yamaha TZR 250 -			
IDEAL LAP TIME : 55.979		BEST LAP TIME : 55.979		DIFFERENCE : 0.000			
LAP	SECTOR 1	SECTOR 2	LAP TIME	MPH	DIFF	TIME OF DAY	
1 -		24.074	1:07.566	64.35	11.587	14:46:51.025	
2 -	34.757	24.108	58.865	73.87	2.886	14:47:49.890	
3 -	34.222	23.105	57.327	75.85	1.348	14:48:47.217	
4 -	34.438	23.211	57.649	75.43	1.670	14:49:44.866	
5 -	34.062	23.011	57.073	76.19	1.094	14:50:41.939	
6 -	34.754	23.648	58.402	74.45	2.423	14:51:40.341	
7 -	34.043	22.630	56.673 (3)	76.73	0.694	14:52:37.014	
8 -	33.568	22.622	56.190 (2)	77.39	0.211	14:53:33.204	
9 -	33.492	22.487	55.979 (1)	77.68		14:54:29.183	

BMCR-CMRO Championships 2025 - Rnd 1 @ Brands Hatch Indy

DFDS Seaways Yamaha Past Masters

RACE 6 - SECTOR ANALYSIS



SECTOR 1 = FL to I1, SECTOR 2 = I1 to FL, DIFF = Difference To Personal Best Lap, P = Crossed Finish Line in Pit Lane, D = Time Disallowed

P17 27		Richard HAYWARD		Yamaha TZR 250 - BC vehicle repairs/ Snap on Tools			
IDEAL LAP TIME : 56.195		BEST LAP TIME : 56.263		DIFFERENCE : 0.068			
LAP	SECTOR 1	SECTOR 2	LAP TIME	MPH	DIFF	TIME OF DAY	
1 -		23.350	1:05.993	65.89	9.730	14:46:49.452	
2 -	35.192	23.364	58.556	74.26	2.293	14:47:48.008	
3 -	34.387	23.078	57.465	75.67	1.202	14:48:45.473	
4 -	34.938	23.167	58.105	74.84	1.842	14:49:43.578	
5 -	34.612	23.486	58.098	74.84	1.835	14:50:41.676	
6 -	34.861	23.580	58.441	74.41	2.178	14:51:40.117	
7 -	34.272	22.988	57.260 (3)	75.94	0.997	14:52:37.377	
8 -	33.845	22.629	56.474 (2)	77.00	0.211	14:53:33.851	
9 -	33.566	22.697	56.263 (1)	77.29		14:54:30.114	

P18 6 C		Alan BUSHELL		Yamaha TZR 250 - Moonraker Motorcycles			
IDEAL LAP TIME : 56.029		BEST LAP TIME : 56.029		DIFFERENCE : 0.000			
LAP	SECTOR 1	SECTOR 2	LAP TIME	MPH	DIFF	TIME OF DAY	
1 -		23.301	1:05.833	66.05	9.804	14:46:49.292	
2 -	35.608	23.451	59.059	73.63	3.030	14:47:48.351	
3 -	35.374	22.926	58.300	74.59	2.271	14:48:46.651	
4 -	33.993	23.553	57.546	75.56	1.517	14:49:44.197	
5 -	34.879	23.301	58.180	74.74	2.151	14:50:42.377	
6 -	34.522	23.776	58.298	74.59	2.269	14:51:40.675	
7 -	34.102	22.748	56.850 (3)	76.49	0.821	14:52:37.525	
8 -	33.857	22.825	56.682 (2)	76.71	0.653	14:53:34.207	
9 -	33.696	22.333	56.029 (1)	77.61		14:54:30.236	

P19 85		Andrew WALES		Yamaha TZR 250 - Show Control International			
IDEAL LAP TIME : 56.795		BEST LAP TIME : 56.860		DIFFERENCE : 0.065			
LAP	SECTOR 1	SECTOR 2	LAP TIME	MPH	DIFF	TIME OF DAY	
1 -		23.645	1:06.437	65.45	9.577	14:46:49.896	
2 -	34.938	23.400	58.338	74.54	1.478	14:47:48.234	
3 -	34.397	23.295	57.692	75.37	0.832	14:48:45.926	
4 -	34.614	23.536	58.150	74.78	1.290	14:49:44.076	
5 -	35.026	23.833	58.859	73.88	1.999	14:50:42.935	
6 -	34.222	23.834	58.056	74.90	1.196	14:51:40.991	
7 -	34.392	23.062	57.454 (3)	75.68	0.594	14:52:38.445	
8 -	33.733	23.127	56.860 (1)	76.47		14:53:35.305	
9 -	33.782	23.559	57.341 (2)	75.83	0.481	14:54:32.646	

P20 60		Danny GOUGH		Yamaha TZR 250 - G Force Motorcycles			
IDEAL LAP TIME : 56.815		BEST LAP TIME : 57.004		DIFFERENCE : 0.189			
LAP	SECTOR 1	SECTOR 2	LAP TIME	MPH	DIFF	TIME OF DAY	
1 -		23.959	1:05.688	66.19	8.684	14:46:49.147	
2 -	35.377	22.928	58.305	74.58	1.301	14:47:47.452	
3 -	34.400	23.175	57.575	75.52	0.571	14:48:45.027	
4 -	34.964	23.211	58.175	74.75	1.171	14:49:43.202	
5 -	35.784	23.330	59.114	73.56	2.110	14:50:42.316	
6 -	35.049	24.022	59.071	73.61	2.067	14:51:41.387	
7 -	34.269	22.936	57.205 (3)	76.01	0.201	14:52:38.592	
8 -	34.111	23.020	57.131 (2)	76.11	0.127	14:53:35.723	
9 -	33.887	23.117	57.004 (1)	76.28		14:54:32.727	

BMCRC-MRO Championships 2025 - Rnd 1 @ Brands Hatch Indy

DFDS Seaways Yamaha Past Masters

RACE 6 - SECTOR ANALYSIS



SECTOR 1 = FL to I1, SECTOR 2 = I1 to FL, DIFF = Difference To Personal Best Lap, P = Crossed Finish Line in Pit Lane, D = Time Disallowed

P21 333 C		Mark STUBBERFIELD		Yamaha TZR 250 - Polished concrete London			
IDEAL LAP TIME : 56.861		BEST LAP TIME : 56.992		DIFFERENCE : 0.131			
LAP	SECTOR 1	SECTOR 2	LAP TIME	MPH	DIFF	TIME OF DAY	
1 -		23.412	1:06.883	65.01	9.891	14:46:50.342	
2 -	34.763	23.565	58.328	74.55	1.336	14:47:48.670	
3 -	35.159	23.109	58.268	74.63	1.276	14:48:46.938	
4 -	34.587	23.206	57.793	75.24	0.801	14:49:44.731	
5 -	35.176	23.166	58.342	74.53	1.350	14:50:43.073	
6 -	34.779	23.616	58.395	74.46	1.403	14:51:41.468	
7 -	34.569	22.794	57.363 (3)	75.80	0.371	14:52:38.831	
8 -	34.067	22.925	56.992 (1)	76.30		14:53:35.823	
9 -	34.396	22.900	57.296 (2)	75.89	0.304	14:54:33.119	

P22 34 C		Paul NIELD		Yamaha TZR 250 - Ridesure			
IDEAL LAP TIME : 56.831		BEST LAP TIME : 56.831		DIFFERENCE : 0.000			
LAP	SECTOR 1	SECTOR 2	LAP TIME	MPH	DIFF	TIME OF DAY	
1 -		23.909	1:07.109	64.79	10.278	14:46:50.568	
2 -	35.174	24.066	59.240	73.40	2.409	14:47:49.808	
3 -	34.799	23.387	58.186	74.73	1.355	14:48:47.994	
4 -	34.574	23.325	57.899	75.10	1.068	14:49:45.893	
5 -	34.453	23.382	57.835	75.18	1.004	14:50:43.728	
6 -	34.514	23.849	58.363	74.50	1.532	14:51:42.091	
7 -	34.317	23.198	57.515 (3)	75.60	0.684	14:52:39.606	
8 -	34.070	22.942	57.012 (2)	76.27	0.181	14:53:36.618	
9 -	33.965	22.866	56.831 (1)	76.51		14:54:33.449	

P23 9 C		David MACKENZIE		Yamaha TZR 250 -			
IDEAL LAP TIME : 58.649		BEST LAP TIME : 58.921		DIFFERENCE : 0.272			
LAP	SECTOR 1	SECTOR 2	LAP TIME	MPH	DIFF	TIME OF DAY	
1 -		24.828	1:09.142	62.89	10.221	14:46:52.601	
2 -	35.165	23.787	58.952 (2)	73.76	0.031	14:47:51.553	
3 -	34.862	24.059	58.921 (1)	73.80		14:48:50.474	
4 -	35.268	23.937	59.205 (3)	73.44	0.284	14:49:49.679	
5 -	35.270	24.102	59.372	73.24	0.451	14:50:49.051	
6 -	35.729	24.087	59.816	72.69	0.895	14:51:48.867	
7 -	35.555	25.382	1:00.937	71.36	2.016	14:52:49.804	
8 -	35.399	24.171	59.570	72.99	0.649	14:53:49.374	
9 -	35.027	24.405	59.432	73.16	0.511	14:54:48.806	

P24 58 C		Ian STANLEY		Yamaha TZR 250 - Twistgrip Motorcycles			
IDEAL LAP TIME : 57.954		BEST LAP TIME : 57.954		DIFFERENCE : 0.000			
LAP	SECTOR 1	SECTOR 2	LAP TIME	MPH	DIFF	TIME OF DAY	
1 -		25.325	1:11.113	61.14	13.159	14:46:54.572	
2 -	37.288	23.888	1:01.176	71.08	3.222	14:47:55.748	
3 -	35.897	23.857	59.754	72.77	1.800	14:48:55.502	
4 -	35.289	24.100	59.389	73.22	1.435	14:49:54.891	
5 -	35.810	23.423	59.233	73.41	1.279	14:50:54.124	
6 -	34.863	23.704	58.567 (2)	74.25	0.613	14:51:52.691	
7 -	35.239	23.430	58.669 (3)	74.12	0.715	14:52:51.360	
8 -	36.917	23.197	1:00.114	72.33	2.160	14:53:51.474	
9 -	34.773	23.181	57.954 (1)	75.03		14:54:49.428	

BMCRC-MRO Championships 2025 - Rnd 1 @ Brands Hatch Indy

DFDS Seaways Yamaha Past Masters

RACE 6 - SECTOR ANALYSIS



SECTOR 1 = FL to I1, SECTOR 2 = I1 to FL, DIFF = Difference To Personal Best Lap, P = Crossed Finish Line in Pit Lane, D = Time Disallowed

P25 46 C		Kevin MARSHALL		Yamaha TZR 250 - Stacey Processing			
IDEAL LAP TIME : 58.275		BEST LAP TIME : 58.276		DIFFERENCE : 0.001			
LAP	SECTOR 1	SECTOR 2	LAP TIME	MPH	DIFF	TIME OF DAY	
1 -		24.246	1:09.777	62.32	11.501	14:46:53.236	
2 -	35.158	23.954	59.112 (2)	73.56	0.836	14:47:52.348	
3 -	35.477	24.346	59.823	72.69	1.547	14:48:52.171	
4 -	35.677	24.051	59.728	72.80	1.452	14:49:51.899	
5 -	34.684	23.592	58.276 (1)	74.62		14:50:50.175	
6 -	35.010	24.406	59.416 (3)	73.18	1.140	14:51:49.591	
7 -	35.892	25.035	1:00.927	71.37	2.651	14:52:50.518	
8 -	35.502	23.917	59.419	73.18	1.143	14:53:49.937	
9 -	36.003	23.591	59.594	72.97	1.318	14:54:49.531	

P26 73 C		Colvin TURNER		Yamaha TZR 250 -			
IDEAL LAP TIME : 58.649		BEST LAP TIME : 58.723		DIFFERENCE : 0.074			
LAP	SECTOR 1	SECTOR 2	LAP TIME	MPH	DIFF	TIME OF DAY	
1 -		24.100	1:08.016	63.93	9.293	14:46:51.475	
2 -	34.968	24.037	59.005 (2)	73.69	0.282	14:47:50.480	
3 -	35.004	23.719	58.723 (1)	74.05		14:48:49.203	
4 -	35.924	23.681	59.605	72.95	0.882	14:49:48.808	
5 -	35.988	23.873	59.861	72.64	1.138	14:50:48.669	
6 -	35.925	24.050	59.975	72.50	1.252	14:51:48.644	
7 -	36.576	25.024	1:01.600	70.59	2.877	14:52:50.244	
8 -	35.407	23.807	59.214 (3)	73.43	0.491	14:53:49.458	
9 -	36.787	24.259	1:01.046	71.23	2.323	14:54:50.504	

P27 62 C		David PATERSON		Yamaha TZR 250 - The love of a good woman / Boomarang Dav			
IDEAL LAP TIME : 1:02.621		BEST LAP TIME : 1:03.074		DIFFERENCE : 0.453			
LAP	SECTOR 1	SECTOR 2	LAP TIME	MPH	DIFF	TIME OF DAY	
1 -		25.633	1:12.569	59.92	9.495	14:46:56.028	
2 -	37.972	25.396	1:03.368 (2)	68.62	0.294	14:47:59.396	
3 -	37.225	25.849	1:03.074 (1)	68.94		14:49:02.470	
4 -	38.336	26.130	1:04.466	67.45	1.392	14:50:06.936	
5 -	38.467	25.770	1:04.237	67.69	1.163	14:51:11.173	
6 -	38.582	25.569	1:04.151	67.78	1.077	14:52:15.324	
7 -	39.565	25.757	1:05.322	66.57	2.248	14:53:20.646	
8 -	38.015	25.728	1:03.743 (3)	68.22	0.669	14:54:24.389	

P28 67 C		Mark BAILEY		Yamaha TZR 250 - Elite Air conditioning Ltd. Hydroflow plumbing			
IDEAL LAP TIME : 1:02.706		BEST LAP TIME : 1:03.083		DIFFERENCE : 0.377			
LAP	SECTOR 1	SECTOR 2	LAP TIME	MPH	DIFF	TIME OF DAY	
1 -		24.748	1:10.430	61.74	7.347	14:46:53.889	
2 -	38.021	25.062	1:03.083 (1)	68.93		14:47:56.972	
3 -	38.799	26.056	1:04.855	67.05	1.772	14:49:01.827	
4 -	39.183	25.634	1:04.817	67.09	1.734	14:50:06.644	
5 -	38.993	25.673	1:04.666	67.24	1.583	14:51:11.310	
6 -	37.958	25.832	1:03.790 (2)	68.17	0.707	14:52:15.100	
7 -	39.909	25.848	1:05.757	66.13	2.674	14:53:20.857	
8 -	38.517	25.601	1:04.118 (3)	67.82	1.035	14:54:24.975	

BMCRC-MRO Championships 2025 - Rnd 1 @ Brands Hatch Indy

DFDS Seaways Yamaha Past Masters

RACE 6 - SECTOR ANALYSIS



SECTOR 1 = FL to I1, SECTOR 2 = I1 to FL, DIFF = Difference To Personal Best Lap, P = Crossed Finish Line in Pit Lane, D = Time Disallowed

P29 42 C		Martin PEARSON		Yamaha TZR 250 -			
IDEAL LAP TIME : 1:02.971		BEST LAP TIME : 1:02.971		DIFFERENCE : 0.000			
LAP	SECTOR 1	SECTOR 2	LAP TIME	MPH	DIFF	TIME OF DAY	
1 -		25.532	1:13.245	59.36	10.274	14:46:56.704	
2 -	38.702	25.678	1:04.380	67.54	1.409	14:48:01.084	
3 -	39.300	25.690	1:04.990	66.91	2.019	14:49:06.074	
4 -	38.650	25.642	1:04.292	67.63	1.321	14:50:10.366	
5 -	38.317	25.583	1:03.900 (3)	68.05	0.929	14:51:14.266	
6 -	38.218	25.486	1:03.704 (2)	68.26	0.733	14:52:17.970	
7 -	38.099	24.872	1:02.971 (1)	69.05		14:53:20.941	
8 -	38.628	25.489	1:04.117	67.82	1.146	14:54:25.058	

P30 20 C		Sara Sophie OSTERHOLZER		Yamaha TZR 250 - JB Motorcycles			
IDEAL LAP TIME : 1:07.723		BEST LAP TIME : 1:08.032		DIFFERENCE : 0.309			
LAP	SECTOR 1	SECTOR 2	LAP TIME	MPH	DIFF	TIME OF DAY	
1 -		28.758	1:19.694	54.56	11.662	14:47:03.153	
2 -	42.459	27.797	1:10.256	61.89	2.224	14:48:13.409	
3 -	42.071	27.806	1:09.877	62.23	1.845	14:49:23.286	
4 -	42.892	27.108	1:10.000	62.12	1.968	14:50:33.286	
5 -	41.570	27.440	1:09.010	63.01	0.978	14:51:42.296	
6 -	40.871	27.446	1:08.317 (3)	63.65	0.285	14:52:50.613	
7 -	41.105	26.927	1:08.032 (1)	63.91		14:53:58.645	
8 -	41.376	26.852	1:08.228 (2)	63.73	0.196	14:55:06.873	

P31 2 C		Paul FIRTH		Yamaha TZR 250 - Joanne Porter			
IDEAL LAP TIME : 1:08.177		BEST LAP TIME : 1:08.192		DIFFERENCE : 0.015			
LAP	SECTOR 1	SECTOR 2	LAP TIME	MPH	DIFF	TIME OF DAY	
1 -		28.795	1:19.460	54.72	11.268	14:47:02.919	
2 -	43.017	27.770	1:10.787	61.43	2.595	14:48:13.706	
3 -	41.985	27.286	1:09.271	62.77	1.079	14:49:22.977	
4 -	42.347	27.874	1:10.221	61.92	2.029	14:50:33.198	
5 -	42.048	27.739	1:09.787	62.31	1.595	14:51:42.985	
6 -	40.970	28.016	1:08.986 (3)	63.03	0.794	14:52:51.971	
7 -	40.891	27.301	1:08.192 (1)	63.77		14:54:00.163	
8 -	41.044	27.877	1:08.921 (2)	63.09	0.729	14:55:09.084	

P32 11 R		Paul GILES		Yamaha TZR 250 - Taymar Racing			
IDEAL LAP TIME : 58.233		BEST LAP TIME : 58.400		DIFFERENCE : 0.167			
LAP	SECTOR 1	SECTOR 2	LAP TIME	MPH	DIFF	TIME OF DAY	
1 -		24.518	1:09.119	62.91	10.719	14:46:52.578	
2 -	34.837	23.563	58.400 (1)	74.46		14:47:50.978	
3 -	34.670	34.870	1:09.540 (2)	62.53	11.140	14:49:00.518	

BMCRC-MRO Championships 2025 - Rnd 1 @ Brands Hatch Indy

DFDS Seaways Yamaha Past Masters

RACE 6 - BEST SECTORS

POS	SECTOR 1		SECTOR 2		IDEAL / BEST COMPARISON			IDEAL	BEST	DIFF
	NO	TIME	NO	TIME	POS	NO	NAME			
								PERFECT LAP	54.047	
1	99	32.279	30	21.768	1	99	HOGAN	54.344	54.631	0.287
2	8	32.477	8	21.983	2	30	COOPER	54.454	54.519	0.065
3	26	32.482	99	22.065	3	8	BALL	54.460	54.466	0.006
4	57	32.486	4	22.082	4	57	MOOK	54.684	54.684	0.000
5	15	32.579	15	22.152	5	26	LEE	54.717	54.827	0.110
6	30	32.686	57	22.198	6	15	PERKINS	54.731	54.771	0.040
7	4	32.847	26	22.235	7	4	HALIL	54.929	55.121	0.192
8	110	32.957	110	22.306	8	110	HAIGH	55.263	55.435	0.172
9	74	33.355	6	22.333	9	64	DAVIS	55.979	55.979	0.000
10	100	33.382	64	22.487	10	100	MACRAE	55.983	55.983	0.000
11	64	33.492	100	22.601	11	6	BUSHELL	56.029	56.029	0.000
12	27	33.566	27	22.629	12	74	WHITBY	56.060	56.277	0.217
13	166	33.567	74	22.705	13	27	HAYWARD	56.195	56.263	0.068
14	43	33.584	43	22.713	14	43	CARSON	56.297	56.644	0.347
15	6	33.696	72	22.752	15	166	RIDLEY	56.450	56.588	0.138
16	29	33.726	70	22.762	16	72	HAMILTON	56.479	56.597	0.118
17	72	33.727	333	22.794	17	70	BURSCOUGH	56.608	56.867	0.259
18	85	33.733	34	22.866	18	29	CRIPPS	56.631	56.909	0.278
19	70	33.846	166	22.883	19	85	WALES	56.795	56.860	0.065
20	60	33.887	29	22.905	20	60	GOUGH	56.815	57.004	0.189
21	34	33.965	60	22.928	21	34	NIELD	56.831	56.831	0.000
22	333	34.067	85	23.062	22	333	STUBBERFIELD	56.861	56.992	0.131
23	11	34.670	58	23.181	23	58	STANLEY	57.954	57.954	0.000
24	46	34.684	11	23.563	24	11	GILES	58.233	58.400	0.167
25	58	34.773	46	23.591	25	46	MARSHALL	58.275	58.276	0.001
26	9	34.862	73	23.681	26	73	TURNER	58.649	58.723	0.074
27	73	34.968	9	23.787	27	9	MACKENZIE	58.649	58.921	0.272
28	62	37.225	67	24.748	28	62	PATERSON	1:02.621	1:03.074	0.453
29	67	37.958	42	24.872	29	67	BAILEY	1:02.706	1:03.083	0.377
30	42	38.099	62	25.396	30	42	PEARSON	1:02.971	1:02.971	0.000
31	20	40.871	20	26.852	31	20	OSTERHOLZER	1:07.723	1:08.032	0.309
32	2	40.891	2	27.286	32	2	FIRTH	1:08.177	1:08.192	0.015

BMCRC-MRO Championships 2025 - Rnd 1 @ Brands Hatch Indy

DFDS Seaways Yamaha Past Masters

RACE 6 - STATISTICS

Competitors Started 32
Planned Start 2025-03-15 @ 12:35:00.000
Actual Start 2025-03-15 @ 14:45:43.458
Finish Time 2025-03-15 @ 14:54:08.108
Track Length 1.2079mi.
Total Laps 277
Total Distance Covered 334.6009mi.

Session Fastest Lap History

NO	CL	NAME	LAP TIME	TIME OF DAY	LAP	VEHICLE
30		Alan COOPER	55.507	14:47:39.620	2	Yamaha TZR 250
57		Geoff MOOK	55.429	14:47:40.870	2	Yamaha TZR 250
26		Damian LEE	55.213	14:47:41.189	2	Yamaha TZR 250
8		David BALL	55.124	14:48:36.777	3	Yamaha TZR 250
8		David BALL	54.914	14:51:22.757	6	Yamaha TZR 250
8		David BALL	54.466	14:52:17.223	7	Yamaha TZR 250

Session Leader History

NO	CL	NAME	FROM LAP	LAPS LED	DISTANCE	VEHICLE
30		Alan COOPER	1	5	6.03 miles	Yamaha TZR 250
8		David BALL	6	2	2.41 miles	Yamaha TZR 250
57		Geoff MOOK	8	1	1.20 miles	Yamaha TZR 250
8		David BALL	9	1	1.20 miles	Yamaha TZR 250

Flag History

TYPE	TIME OF DAY
GREEN	14:45:43.458
FINISH	14:54:08.108

Flag Statistics

TYPE	COUNT	TOTAL LAPS	TOTAL TIME
Green	1	9	9:34.309
Red	0	0	0.000
Safety Car	0	0	0.000
FCY	0	0	0.000

BMCRC-MRO Championships 2025 - Rnd 1 @ Brands Hatch Indy

DFDS Seaways Yamaha Past Masters

RACE 6 - STATISTICS

CLASS :

15 Starters

Fastest Lap History

NO	NAME	LAP TIME	TIME OF DAY	LAP	VEHICLE
30	Alan COOPER	55.507	14:47:39.620	2	Yamaha TZR 250
57	Geoff MOOK	55.429	14:47:40.870	2	Yamaha TZR 250
26	Damian LEE	55.213	14:47:41.189	2	Yamaha TZR 250
8	David BALL	55.124	14:48:36.777	3	Yamaha TZR 250
8	David BALL	54.914	14:51:22.757	6	Yamaha TZR 250
8	David BALL	54.466	14:52:17.223	7	Yamaha TZR 250

Leader History

NO	NAME	FROM LAP	LAPS LED	DISTANCE	VEHICLE
30	Alan COOPER	1	5	6.03 miles	Yamaha TZR 250
8	David BALL	6	2	2.41 miles	Yamaha TZR 250
57	Geoff MOOK	8	1	1.20 miles	Yamaha TZR 250
8	David BALL	9	1	1.20 miles	Yamaha TZR 250

BMCRC-MRO Championships 2025 - Rnd 1 @ Brands Hatch Indy

DFDS Seaways Yamaha Past Masters

RACE 6 - STATISTICS

CLASS : C

15 Starters

Fastest Lap History

NO	NAME	LAP TIME	TIME OF DAY	LAP	VEHICLE
110	Mark HAIGH	55.435	14:47:41.563	2	Yamaha TZR 250

Leader History

NO	NAME	FROM LAP	LAPS LED	DISTANCE	VEHICLE
110	Mark HAIGH	1	9	10.87 miles	Yamaha TZR 250

BMCRC-MRO Championships 2025 - Rnd 1 @ Brands Hatch Indy

DFDS Seaways Yamaha Past Masters

RACE 6 - STATISTICS

CLASS : R

2 Starters

Fastest Lap History

NO	NAME	LAP TIME	TIME OF DAY	LAP	VEHICLE
166	Tom RIDLEY	57.474	14:47:46.584	2	Yamaha TZR 250
166	Tom RIDLEY	57.023	14:48:43.608	3	Yamaha TZR 250
166	Tom RIDLEY	56.588	14:49:40.196	4	Yamaha TZR 250

Leader History

NO	NAME	FROM LAP	LAPS LED	DISTANCE	VEHICLE
166	Tom RIDLEY	1	9	10.87 miles	Yamaha TZR 250

BMCRC-MRO Championships 2025 - Rnd 1 @ Brands Hatch Indy


DFDS Seaways Yamaha Past Masters

RACE 16 - GRID (9 Laps)

ROW 11		32	2	Paul FIRTH	1:08.192	31	20	Sara Sophie OSTERHOLZER	1:08.032				
ROW 10	30	67	Mark BAILEY	1:03.083	29	62	David PATERSON	1:03.074	28	42	Martin PEARSON	1:02.971	
ROW 9		27	9	David MACKENZIE	58.921	26	73	Colvin TURNER	58.723	25	11	Paul GILES	58.400
ROW 8	24	46	Kevin MARSHALL	58.276	23	58	Ian STANLEY	57.954	22	60	Danny GOUGH	57.004	
ROW 7		21	333	Mark STUBBERFIELD	56.992	20	29	Derek CRIPPS	56.909	19	70	Andrew BURSCOUGH	56.867
ROW 6	18	85	Andrew WALES	56.860	17	34	Paul NIELD	56.831	16	43	Adam CARSON	56.644	
ROW 5		15	72	John HAMILTON	56.597	14	166	Tom RIDLEY	56.588	13	74	Paul WHITBY	56.277
ROW 4	12	27	Richard HAYWARD	56.263	11	6	Alan BUSHELL	56.029	10	100	Max MACRAE	55.983	
ROW 3		9	64	Iain DAVIS	55.979	8	110	Mark HAIGH	55.435	7	4	Denis HALIL	55.121
ROW 2	6	26	Damian LEE	54.827	5	15	Billy PERKINS	54.771	4	57	Geoff MOOK	54.684	
ROW 1		3	99	Calvin HOGAN	54.631	2	30	Alan COOPER	54.519	1	8	David BALL	54.466
Pole													

These results are provisional until the conclusion of any judicial and technical matters.

Brands Hatch Indy: 1.2079 miles

Clerk Of Course:	Timekeeper:	<i>Craig Smith</i>	
------------------	-------------	--------------------	---

Results can be found at www.tsl-timing.com

Printed - 15:01 Saturday, 15 March 2025



BMCRC-MRO Championships 2025 - Rnd 1 @ Brands Hatch Indy

DFDS Seaways Yamaha Past Masters

RACE 16 - CLASSIFICATION

Race Distance: 7 Laps / 8.45 miles

POS	NO	CL	PIC	NAME	ENTRY	LAPS	TIME	GAP	DIFF	MPH	BEST	ON	GRD	↑↓
1	30		1	Alan COOPER	Yamaha TZR 250 - Twistgrip Motorcycles	7	6:36.488			76.77	54.749	7	2	1
2	15		2	Billy PERKINS	Yamaha TZR 250 - Ashford Tarmac / Barking Mad About Ani	7	6:36.588	0.100	0.100	76.75	54.914	7	5	3
3	8		3	David BALL	Yamaha TZR 250 - Gardiner Page and Roe Pension Consult	7	6:36.701	0.213	0.113	76.73	54.326	6	1	-2
4	26		4	Damian LEE	Yamaha TZR 250 - Leed Autos	7	6:37.346	0.858	0.645	76.60	55.247	6	6	2
5	99		5	Calvin HOGAN	Yamaha TZR 250 - F.G Racing	7	6:37.515	1.027	0.169	76.57	54.832	7	3	-2
6	4		6	Denis HALIL	Yamaha TZR 250 - D & A Autos	7	6:40.999	4.511	3.484	75.91	55.834	6	7	1
7	57		7	Geoff MOOK	Yamaha TZR 250 -	7	6:42.728	6.240	1.729	75.58	55.539	6	4	-3
8	43		8	Adam CARSON	Yamaha TZR 250 - Allspeed exhausts, stinkwheels	7	6:42.985	6.497	0.257	75.53	55.984	6	16	8
9	27		9	Richard HAYWARD	Yamaha TZR 250 - BC vehicle repairs/ Snap on Tools	7	6:47.527	11.039	4.542	74.69	56.447	4	12	3
10	6	C	1	Alan BUSHELL	Yamaha TZR 250 - Moonraker Motorcycles	7	6:48.153	11.665	0.626	74.58	56.915	7	11	1
11	64	C	2	Iain DAVIS	Yamaha TZR 250 -	7	6:48.429	11.941	0.276	74.53	56.817	4	9	-2
12	166	R	1	Tom RIDLEY	Yamaha TZR 250 - Chamery Hall Roundhouses	7	6:48.612	12.124	0.183	74.49	56.811	4	14	2
13	100		10	Max MACRAE	Yamaha TZR 250 - www.ypmrc.co.uk	7	6:49.334	12.846	0.722	74.36	56.777	4	10	-3
14	70		11	Andrew BURSCOUGH	Yamaha YPVS 350 - Mad biker designs/Martitanium	7	6:51.619	15.131	2.285	73.95	56.941	4	19	5
15	72	C	3	John HAMILTON	Yamaha TZR 250 - LW Racing	7	6:52.051	15.563	0.432	73.87	57.137	4	15	0
16	29		12	Derek CRIPPS	Yamaha TZR 250 - Team FBR	7	6:54.778	18.290	2.727	73.38	56.617	7	20	4
17	333	C	4	Mark STUBBERFIELD	Yamaha TZR 250 - Polished concrete London	7	7:00.101	23.613	5.323	72.45	58.158	5	21	4
18	60		13	Danny GOUGH	Yamaha TZR 250 - G Force Motorcycles	7	7:00.192	23.704	0.091	72.44	58.249	5	22	4
19	34	C	5	Paul NIELD	Yamaha TZR 250 - Ridesure	7	7:00.642	24.154	0.450	72.36	58.326	4	17	-2
20	9	C	6	David MACKENZIE	Yamaha TZR 250 -	7	7:09.053	32.565	8.411	70.94	59.069	6	27	7
21	74		14	Paul WHITBY	Yamaha TZR 250 - Greybridge Ltd	7	7:10.745	34.257	1.692	70.66	59.277	6	13	-8
22	11	R	2	Paul GILES	Yamaha TZR 250 - Taymar Racing	7	7:11.704	35.216	0.959	70.51	59.630	2	25	3
23	73*	C	7	Colvin TURNER	Yamaha TZR 250 -	7	7:20.181	43.693	8.477	69.15	59.004	6	26	3
24	46	C	8	Kevin MARSHALL	Yamaha TZR 250 - Stacey Processing	7	7:21.450	44.962	1.269	68.95	1:00.681	6	24	0
25	58	C	9	Ian STANLEY	Yamaha TZR 250 - Twistgrip Motorcycles	7	7:27.048	50.560	5.598	68.09	1:00.111	7	23	-2
26	67	C	10	Mark BAILEY	Yamaha TZR 250 - Elite Air conditioning Ltd. Hydroflow plum	7	7:27.290	50.802	0.242	68.05	1:01.269	2	30	4
27	42	C	11	Martin PEARSON	Yamaha TZR 250 -	6	6:36.838	1 Lap	1 Lap	65.74	1:03.408	6	28	1
28	62	C	12	David PATERSON	Yamaha TZR 250 - The love of a good woman / Boomarang I	6	6:51.463	1 Lap	14.625	63.41	1:05.275	2	29	1
29	2	C	13	Paul FIRTH	Yamaha TZR 250 - Joanne Porter	6	7:18.718	1 Lap	27.255	59.47	1:10.211	4	32	3
30	20	C	14	Sara Sophie OSTERHOLZER	Yamaha TZR 250 - JB Motorcycles	6	7:18.808	1 Lap	0.090	59.46	1:10.460	3	31	1

NOT CLASSIFIED

DNF	85			Andrew WALES	Yamaha TZR 250 - Show Control International	5	5:00.354	2 Laps	1 Lap	72.39	57.484	2	18	
DNF	110	C		Mark HAIGH	Yamaha TZR 250 - Chesterfield CarClinic/The Tuning Works	4	3:53.960	3 Laps	1 Lap	74.34	56.278	2	8	

FASTEST LAP

	8			David BALL	Yamaha TZR 250 - Gardiner Page and Roe Pension Consult	6	54.326			80.04 mph			128.82 kph	
	110	C		Mark HAIGH	Yamaha TZR 250 - Chesterfield CarClinic/The Tuning Works	2	56.278			77.27 mph			124.35 kph	
	166	R		Tom RIDLEY	Yamaha TZR 250 - Chamery Hall Roundhouses	4	56.811			76.54 mph			123.18 kph	

* No. 73 - 10 second penalty - yellow flag infringement

Class - 92.5% of Race Speed = 71.01 mph
 Class C - 92.5% of Race Speed = 68.98 mph
 Class R - 92.5% of Race Speed = 68.90 mph

Weather / Track : Cloudy / Dry

These results are provisional until the conclusion of any judicial and technical matters.

Date: 15/03/2025 Start: 17:12 Finish: 17:18

Brands Hatch Indy: 1.2079 miles

Clerk Of Course:

Timekeeper:

Craig Smith



Results can be found at www.tsl-timing.com

Printed - 17:22 Saturday, 15 March 2025



BMCRC-MRO Championships 2025 - Rnd 1 @ Brands Hatch Indy

DFDS Seaways Yamaha Past Masters

RACE 16 - LAP CHART

LAP 1 @ 17:13:15.974

NO	BEHIND	LAP TIME
30		1:01.677
4	0.090	1:01.767
15	0.346	1:02.023
99	0.658	1:02.335
110	1.918	1:03.595
26	2.089	1:03.766
8	2.151	1:03.828
57	2.323	1:04.000
43	2.657	1:04.334
166	3.038	1:04.715
27	3.069	1:04.746
6	3.142	1:04.819
100	3.822	1:05.499
64	3.833	1:05.510
72	4.050	1:05.727
70	5.060	1:06.737
74	5.176	1:06.853
34	5.733	1:07.410
29	5.980	1:07.657
85	6.061	1:07.738
60	6.209	1:07.886
333	6.391	1:08.068
11	7.564	1:09.241
73	7.685	1:09.362
9	8.254	1:09.931
67	8.875	1:10.552
46	10.635	1:12.312
42	11.894	1:13.571
62	13.850	1:15.527
58	15.769	1:17.446
2	20.075	1:21.752
20	20.370	1:22.047

LAP 2 @ 17:14:12.798

NO	BEHIND	LAP TIME
30		56.824
15	0.438	56.916
26	0.621	55.356
4	0.750	57.484
99	0.817	56.983
110	1.372	56.278
8	2.228	56.901
57	2.368	56.869
43	2.730	56.897
27	2.900	56.655
166	3.649	57.435
6	4.456	58.138
64	4.600	57.591
72	5.273	58.047
100	5.343	58.345
70	5.478	57.242
85	6.721	57.484
34	8.016	59.107
29	8.300	59.144
333	8.342	58.775
60	8.586	59.201
74	9.057	1:00.705
11	10.370	59.630
9	10.639	59.209
73	10.910	1:00.049
67	13.320	1:01.269
46	14.647	1:00.836
42	19.566	1:04.496

58	20.733	1:01.788
62	22.301	1:05.275
2	35.598	1:12.347
20	35.759	1:12.213

LAP 3 @ 17:15:09.046

NO	BEHIND	LAP TIME
30		56.248
15	0.285	56.095
26	0.411	56.038
99	0.520	55.951
4	0.663	56.161
8	2.144	56.164
110	2.212	57.088
57	2.596	56.476
43	2.745	56.263
27	3.123	56.471
166	4.429	57.028
6	5.298	57.090
64	5.681	57.329
70	6.391	57.161
100	6.449	57.354
72	7.420	58.395
85	8.927	58.454
34	10.334	58.566
333	10.417	58.323
29	10.442	58.390
60	10.717	58.379
74	14.645	1:01.836
11	15.017	1:00.895
9	15.150	1:00.759
73	15.181	1:00.519
67	18.495	1:01.423
46	19.181	1:00.782
58	27.064	1:02.579
42	28.831	1:05.513
62	31.647	1:05.594
20	49.971	1:10.460
2	50.973	1:11.623

LAP 4 @ 17:16:05.071

NO	BEHIND	LAP TIME
30		56.025
15	0.131	55.871
26	0.527	56.141
99	0.608	56.113
4	0.690	56.052
8	1.077	54.958
110	3.186	56.999
57	3.376	56.805
27	3.545	56.447
43	3.557	56.837
166	5.215	56.811
6	6.405	57.132
64	6.473	56.817
100	7.201	56.777
70	7.307	56.941
72	8.532	57.137
85	10.896	57.994
29	11.911	57.494
333	12.612	58.220
34	12.635	58.326
60	13.021	58.329
11	19.338	1:00.346
9	20.303	1:01.178

74	20.322	1:01.702
73	20.433	1:01.277
67	25.492	1:03.022
46	25.937	1:02.781
58	32.498	1:01.459
42	37.871	1:05.065
62	42.859	1:07.237

LAP 5 @ 17:17:00.272

NO	BEHIND	LAP TIME
30		55.201
15	0.143	55.213
26	0.777	55.451
99	1.281	55.874
8	1.612	55.736
4	2.973	57.484
57	4.424	56.249
43	4.693	56.337
27	6.367	58.023
166	8.229	58.215
6	8.310	57.106
64	8.610	57.338
100	9.087	57.087
20	1 Lap	1:10.941
70	9.819	57.713
2	1 Lap	1:10.211
72	10.687	57.356
85	14.379	58.684
29	14.474	57.764
333	15.569	58.158
34	15.996	58.562
60	16.069	58.249
9	24.486	59.384
73	24.883	59.651
11	25.087	1:00.950
74	25.957	1:00.836
46	33.432	1:02.696
67	33.985	1:03.694
58	39.008	1:01.711
42	47.455	1:04.785

LAP 6 @ 17:17:55.971

NO	BEHIND	LAP TIME
15		55.556
30	0.065	55.764
62	1 Lap	1:08.199
8	0.239	54.326
26	0.325	55.247
99	1.009	55.427
4	3.108	55.834
57	4.264	55.539
43	4.978	55.984
27	7.917	57.249
166	9.369	56.839
6	9.564	56.953
64	9.868	56.957
100	10.531	57.143
70	12.096	57.976
72	12.826	57.838
29	16.487	57.712
333	19.281	59.411
34	19.686	59.389
60	19.746	59.376
20	1 Lap	1:11.242
2	1 Lap	1:12.015

9	27.856	59.069
73	28.188	59.004
74	29.535	59.277
11	29.881	1:00.493
46	38.414	1:00.681
67	40.763	1:02.477
58	45.263	1:01.954

LAP 7 @ 17:18:50.785

NO	BEHIND	LAP TIME
30		54.749
15	0.100	54.914
8	0.213	54.788
42	1 Lap	1:03.408
26	0.858	55.347
99	1.027	54.832
4	4.511	56.217
57	6.240	56.790
43	6.497	56.333
27	11.039	57.936
6	11.665	56.915
64	11.941	56.887
166	12.124	57.569
100	12.846	57.129
62	1 Lap	1:09.631
70	15.131	57.849
72	15.563	57.551
29	18.290	56.617
333	23.613	59.146
60	23.704	58.772
34	24.154	59.282
9	32.565	59.523
73	33.693	1:00.319
74	34.257	59.536
11	35.216	1:00.149
2	1 Lap	1:10.770
20	1 Lap	1:11.905
46	44.962	1:01.362
58	50.560	1:00.111
67	50.802	1:04.853

BMCRC-MRO Championships 2025 - Rnd 1 @ Brands Hatch Indy

DFDS Seaways Yamaha Past Masters

RACE 16 - POSITION CHART

No	Name	Lap Pos	Lap								
			1	2	3	4	5	6	7	8	
8	BALL	1	30	30	30	30	30	15	30		
30	COOPER	2	4	15	15	15	15	30	15		
99	HOGAN	3	15	26	26	26	26	8	8		
57	MOOK	4	99	4	99	99	99	26	26		
15	PERKINS	5	110	99	4	4	8	99	99		
26	LEE	6	26	110	8	8	4	4	4		
4	HALIL	7	8	8	110	110	57	57	57		
110	HAIGH	8	57	57	57	57	43	43	43		
64	DAVIS	9	43	43	43	27	27	27	27		
100	MACRAE	10	166	27	27	43	166	166	6		
6	BUSHELL	11	27	166	166	166	6	6	64		
27	HAYWARD	12	6	6	6	6	64	64	166		
74	WHITBY	13	100	64	64	64	100	100	100		
166	RIDLEY	14	64	72	70	100	70	70	70		
72	HAMILTON	15	72	100	100	70	72	72	72		
43	CARSON	16	70	70	72	72	85	29	29		
34	NIELD	17	74	85	85	85	29	333	333		
85	WALES	18	34	34	34	29	333	34	60		
70	BURSCOUGH	19	29	29	333	333	34	60	34		
29	CRIPPS	20	85	333	29	34	60	9	9		
333	STUBBERFIELD	21	60	60	60	60	9	73	73		
60	GOUGH	22	333	74	74	11	73	74	74		
58	STANLEY	23	11	11	11	9	11	11	11		
46	MARSHALL	24	73	9	9	74	74	46	46		
11	GILES	25	9	73	73	73	46	67	58		
73	TURNER	26	67	67	67	67	67	58	67		
9	MACKENZIE	27	46	46	46	46	58	42			
42	PEARSON	28	42	42	58	58	42	62			
62	PATERSON	29	62	58	42	42	62	2			
67	BAILEY	30	58	62	62	62	20	20			
20	OSTERHOLZER	31	2	2	20	20	2				
2	FIRTH	32	20	20	2	2					

BMCRC-MRO Championships 2025 - Rnd 1 @ Brands Hatch Indy

DFDS Seaways Yamaha Past Masters

RACE 16 - SECTOR ANALYSIS



SECTOR 1 = FL to I1, SECTOR 2 = I1 to FL, DIFF = Difference To Personal Best Lap, P = Crossed Finish Line in Pit Lane, D = Time Disallowed

P1 30		Alan COOPER		Yamaha TZR 250 - Twistgrip Motorcycles			
IDEAL LAP TIME : 54.637		BEST LAP TIME : 54.749		DIFFERENCE : 0.112			
LAP	SECTOR 1	SECTOR 2	LAP TIME	MPH	DIFF	TIME OF DAY	
1 -		22.899	1:01.677	70.50	6.928	17:13:15.974	
2 -	33.909	22.915	56.824	76.52	2.075	17:14:12.798	
3 -	33.759	22.489	56.248	77.31	1.499	17:15:09.046	
4 -	33.567	22.458	56.025	77.61	1.276	17:16:05.071	
5 -	33.372	21.829	55.201 (2)	78.77	0.452	17:17:00.272	
6 -	32.941	22.823	55.764 (3)	77.98	1.015	17:17:56.036	
7 -	32.808	21.941	54.749 (1)	79.42		17:18:50.785	

P2 15		Billy PERKINS		Yamaha TZR 250 - Ashford Tarmac / Barking Mad About Animal			
IDEAL LAP TIME : 54.914		BEST LAP TIME : 54.914		DIFFERENCE : 0.000			
LAP	SECTOR 1	SECTOR 2	LAP TIME	MPH	DIFF	TIME OF DAY	
1 -		22.569	1:02.023	70.11	7.109	17:13:16.320	
2 -	33.727	23.189	56.916	76.40	2.002	17:14:13.236	
3 -	33.444	22.651	56.095	77.52	1.181	17:15:09.331	
4 -	33.421	22.450	55.871	77.83	0.957	17:16:05.202	
5 -	32.947	22.266	55.213 (2)	78.76	0.299	17:17:00.415	
6 -	32.932	22.624	55.556 (3)	78.27	0.642	17:17:55.971	
7 -	32.702	22.212	54.914 (1)	79.18		17:18:50.885	

P3 8		David BALL		Yamaha TZR 250 - Gardiner Page and Roe Pension Consultant			
IDEAL LAP TIME : 54.250		BEST LAP TIME : 54.326		DIFFERENCE : 0.076			
LAP	SECTOR 1	SECTOR 2	LAP TIME	MPH	DIFF	TIME OF DAY	
1 -		23.307	1:03.828	68.12	9.502	17:13:18.125	
2 -	34.286	22.615	56.901	76.42	2.575	17:14:15.026	
3 -	33.641	22.523	56.164	77.42	1.838	17:15:11.190	
4 -	32.845	22.113	54.958 (3)	79.12	0.632	17:16:06.148	
5 -	33.882	21.854	55.736	78.02	1.410	17:17:01.884	
6 -	32.396	21.930	54.326 (1)	80.04		17:17:56.210	
7 -	32.924	21.864	54.788 (2)	79.37	0.462	17:18:50.998	

P4 26		Damian LEE		Yamaha TZR 250 - Leed Autos			
IDEAL LAP TIME : 54.921		BEST LAP TIME : 55.247		DIFFERENCE : 0.326			
LAP	SECTOR 1	SECTOR 2	LAP TIME	MPH	DIFF	TIME OF DAY	
1 -		23.059	1:03.766	68.19	8.519	17:13:18.063	
2 -	32.891	22.465	55.356 (3)	78.55	0.109	17:14:13.419	
3 -	33.425	22.613	56.038	77.60	0.791	17:15:09.457	
4 -	33.465	22.676	56.141	77.45	0.894	17:16:05.598	
5 -	33.183	22.268	55.451	78.42	0.204	17:17:01.049	
6 -	32.653	22.594	55.247 (1)	78.71		17:17:56.296	
7 -	33.022	22.325	55.347 (2)	78.56	0.100	17:18:51.643	

P5 99		Calvin HOGAN		Yamaha TZR 250 - F.G Racing			
IDEAL LAP TIME : 54.832		BEST LAP TIME : 54.832		DIFFERENCE : 0.000			
LAP	SECTOR 1	SECTOR 2	LAP TIME	MPH	DIFF	TIME OF DAY	
1 -		22.590	1:02.335	69.76	7.503	17:13:16.632	
2 -	33.882	23.101	56.983	76.31	2.151	17:14:13.615	
3 -	33.470	22.481	55.951	77.72	1.119	17:15:09.566	
4 -	33.471	22.642	56.113	77.49	1.281	17:16:05.679	
5 -	33.650	22.224	55.874 (3)	77.82	1.042	17:17:01.553	
6 -	33.130	22.297	55.427 (2)	78.45	0.595	17:17:56.980	
7 -	32.702	22.130	54.832 (1)	79.30		17:18:51.812	

BMCR-CMRO Championships 2025 - Rnd 1 @ Brands Hatch Indy

DFDS Seaways Yamaha Past Masters

RACE 16 - SECTOR ANALYSIS



SECTOR 1 = FL to I1, SECTOR 2 = I1 to FL, DIFF = Difference To Personal Best Lap, P = Crossed Finish Line in Pit Lane, D = Time Disallowed

P6 4		Denis HALIL		Yamaha TZR 250 - D & A Autos		
IDEAL LAP TIME : 55.834		BEST LAP TIME : 55.834		DIFFERENCE : 0.000		
LAP	SECTOR 1	SECTOR 2	LAP TIME	MPH	DIFF	TIME OF DAY
1 -		22.662	1:01.767	70.40	5.933	17:13:16.064
2 -	34.246	23.238	57.484	75.64	1.650	17:14:13.548
3 -	33.729	22.432	56.161 (3)	77.43	0.327	17:15:09.709
4 -	33.568	22.484	56.052 (2)	77.58	0.218	17:16:05.761
5 -	35.093	22.391	57.484	75.64	1.650	17:17:03.245
6 -	33.565	22.269	55.834 (1)	77.88		17:17:59.079
7 -	33.661	22.556	56.217	77.35	0.383	17:18:55.296

P7 57		Geoff MOOK		Yamaha TZR 250 -		
IDEAL LAP TIME : 55.539		BEST LAP TIME : 55.539		DIFFERENCE : 0.000		
LAP	SECTOR 1	SECTOR 2	LAP TIME	MPH	DIFF	TIME OF DAY
1 -		23.557	1:04.000	67.94	8.461	17:13:18.297
2 -	34.020	22.849	56.869	76.46	1.330	17:14:15.166
3 -	33.730	22.746	56.476 (3)	76.99	0.937	17:15:11.642
4 -	33.716	23.089	56.805	76.55	1.266	17:16:08.447
5 -	33.498	22.751	56.249 (2)	77.30	0.710	17:17:04.696
6 -	33.252	22.287	55.539 (1)	78.29		17:18:00.235
7 -	33.970	22.820	56.790	76.57	1.251	17:18:57.025

P8 43		Adam CARSON		Yamaha TZR 250 - Allspeed exhausts, stinkwheels		
IDEAL LAP TIME : 55.984		BEST LAP TIME : 55.984		DIFFERENCE : 0.000		
LAP	SECTOR 1	SECTOR 2	LAP TIME	MPH	DIFF	TIME OF DAY
1 -		23.379	1:04.334	67.59	8.350	17:13:18.631
2 -	34.100	22.797	56.897	76.42	0.913	17:14:15.528
3 -	33.515	22.748	56.263 (2)	77.29	0.279	17:15:11.791
4 -	33.747	23.090	56.837	76.51	0.853	17:16:08.628
5 -	33.802	22.535	56.337	77.18	0.353	17:17:04.965
6 -	33.514	22.470	55.984 (1)	77.67		17:18:00.949
7 -	33.817	22.516	56.333 (3)	77.19	0.349	17:18:57.282

P9 27		Richard HAYWARD		Yamaha TZR 250 - BC vehicle repairs/ Snap on Tools		
IDEAL LAP TIME : 56.047		BEST LAP TIME : 56.447		DIFFERENCE : 0.400		
LAP	SECTOR 1	SECTOR 2	LAP TIME	MPH	DIFF	TIME OF DAY
1 -		23.071	1:04.746	67.16	8.299	17:13:19.043
2 -	33.988	22.667	56.655 (3)	76.75	0.208	17:14:15.698
3 -	34.033	22.438	56.471 (2)	77.00	0.024	17:15:12.169
4 -	33.609	22.838	56.447 (1)	77.03		17:16:08.616
5 -	34.436	23.587	58.023	74.94	1.576	17:17:06.639
6 -	34.557	22.692	57.249	75.95	0.802	17:18:03.888
7 -	34.588	23.348	57.936	75.05	1.489	17:19:01.824

P10 6 C		Alan BUSHELL		Yamaha TZR 250 - Moonraker Motorcycles		
IDEAL LAP TIME : 56.508		BEST LAP TIME : 56.915		DIFFERENCE : 0.407		
LAP	SECTOR 1	SECTOR 2	LAP TIME	MPH	DIFF	TIME OF DAY
1 -		22.850	1:04.819	67.08	7.904	17:13:19.116
2 -	35.297	22.841	58.138	74.79	1.223	17:14:17.254
3 -	34.210	22.880	57.090 (3)	76.17	0.175	17:15:14.344
4 -	34.401	22.731	57.132	76.11	0.217	17:16:11.476
5 -	33.777	23.329	57.106	76.14	0.191	17:17:08.582
6 -	34.083	22.870	56.953 (2)	76.35	0.038	17:18:05.535
7 -	33.991	22.924	56.915 (1)	76.40		17:19:02.450

BMCR-CMRO Championships 2025 - Rnd 1 @ Brands Hatch Indy

DFDS Seaways Yamaha Past Masters

RACE 16 - SECTOR ANALYSIS



SECTOR 1 = FL to I1, SECTOR 2 = I1 to FL, DIFF = Difference To Personal Best Lap, P = Crossed Finish Line in Pit Lane, D = Time Disallowed

P11 64 C		Iain DAVIS		Yamaha TZR 250 -		
IDEAL LAP TIME : 56.277		BEST LAP TIME : 56.817		DIFFERENCE : 0.540		
LAP	SECTOR 1	SECTOR 2	LAP TIME	MPH	DIFF	TIME OF DAY
1 -		23.258	1:05.510	66.38	8.693	17:13:19.807
2 -	34.867	22.724	57.591	75.50	0.774	17:14:17.398
3 -	34.903	22.426	57.329	75.85	0.512	17:15:14.727
4 -	34.163	22.654	56.817 (1)	76.53		17:16:11.544
5 -	34.292	23.046	57.338	75.84	0.521	17:17:08.882
6 -	34.207	22.750	56.957 (3)	76.34	0.140	17:18:05.839
7 -	33.851	23.036	56.887 (2)	76.44	0.070	17:19:02.726

P12 166 R		Tom RIDLEY		Yamaha TZR 250 - Chamery Hall Roundhouses		
IDEAL LAP TIME : 56.529		BEST LAP TIME : 56.811		DIFFERENCE : 0.282		
LAP	SECTOR 1	SECTOR 2	LAP TIME	MPH	DIFF	TIME OF DAY
1 -		23.453	1:04.715	67.19	7.904	17:13:19.012
2 -	34.455	22.980	57.435	75.71	0.624	17:14:16.447
3 -	34.055	22.973	57.028 (3)	76.25	0.217	17:15:13.475
4 -	33.954	22.857	56.811 (1)	76.54		17:16:10.286
5 -	34.487	23.728	58.215	74.69	1.404	17:17:08.501
6 -	33.672	23.167	56.839 (2)	76.50	0.028	17:18:05.340
7 -	34.114	23.455	57.569	75.53	0.758	17:19:02.909

P13 100		Max MACRAE		Yamaha TZR 250 - www.ypmrc.co.uk		
IDEAL LAP TIME : 56.645		BEST LAP TIME : 56.777		DIFFERENCE : 0.132		
LAP	SECTOR 1	SECTOR 2	LAP TIME	MPH	DIFF	TIME OF DAY
1 -		23.390	1:05.499	66.39	8.722	17:13:19.796
2 -	35.088	23.257	58.345	74.53	1.568	17:14:18.141
3 -	34.241	23.113	57.354	75.82	0.577	17:15:15.495
4 -	34.033	22.744	56.777 (1)	76.59		17:16:12.272
5 -	34.148	22.939	57.087 (2)	76.17	0.310	17:17:09.359
6 -	33.901	23.242	57.143	76.10	0.366	17:18:06.502
7 -	34.041	23.088	57.129 (3)	76.11	0.352	17:19:03.631

P14 70		Andrew BURSCOUGH		Yamaha YPVS 350 - Mad biker designs/Martitanium		
IDEAL LAP TIME : 56.931		BEST LAP TIME : 56.941		DIFFERENCE : 0.010		
LAP	SECTOR 1	SECTOR 2	LAP TIME	MPH	DIFF	TIME OF DAY
1 -		23.784	1:06.737	65.16	9.796	17:13:21.034
2 -	34.286	22.956	57.242 (3)	75.96	0.301	17:14:18.276
3 -	34.406	22.755	57.161 (2)	76.07	0.220	17:15:15.437
4 -	34.296	22.645	56.941 (1)	76.37		17:16:12.378
5 -	34.606	23.107	57.713	75.34	0.772	17:17:10.091
6 -	34.553	23.423	57.976	75.00	1.035	17:18:08.067
7 -	34.489	23.360	57.849	75.17	0.908	17:19:05.916

P15 72 C		John HAMILTON		Yamaha TZR 250 - LW Racing		
IDEAL LAP TIME : 57.137		BEST LAP TIME : 57.137		DIFFERENCE : 0.000		
LAP	SECTOR 1	SECTOR 2	LAP TIME	MPH	DIFF	TIME OF DAY
1 -		23.073	1:05.727	66.16	8.590	17:13:20.024
2 -	35.126	22.921	58.047	74.91	0.910	17:14:18.071
3 -	34.644	23.751	58.395	74.46	1.258	17:15:16.466
4 -	34.374	22.763	57.137 (1)	76.10		17:16:13.603
5 -	34.517	22.839	57.356 (2)	75.81	0.219	17:17:10.959
6 -	34.637	23.201	57.838	75.18	0.701	17:18:08.797
7 -	34.554	22.997	57.551 (3)	75.56	0.414	17:19:06.348

BMCRC-MRO Championships 2025 - Rnd 1 @ Brands Hatch Indy

DFDS Seaways Yamaha Past Masters

RACE 16 - SECTOR ANALYSIS



SECTOR 1 = FL to I1, SECTOR 2 = I1 to FL, DIFF = Difference To Personal Best Lap, P = Crossed Finish Line in Pit Lane, D = Time Disallowed

P16 29		Derek CRIPPS		Yamaha TZR 250 - Team FBR		
IDEAL LAP TIME : 56.559		BEST LAP TIME : 56.617		DIFFERENCE : 0.058		
LAP	SECTOR 1	SECTOR 2	LAP TIME	MPH	DIFF	TIME OF DAY
1 -		23.927	1:07.657	64.27	11.040	17:13:21.954
2 -	35.230	23.914	59.144	73.52	2.527	17:14:21.098
3 -	34.890	23.500	58.390	74.47	1.773	17:15:19.488
4 -	34.546	22.948	57.494 (2)	75.63	0.877	17:16:16.982
5 -	34.201	23.563	57.764	75.28	1.147	17:17:14.746
6 -	34.670	23.042	57.712 (3)	75.35	1.095	17:18:12.458
7 -	33.611	23.006	56.617 (1)	76.80		17:19:09.075

P17 333 C		Mark STUBBERFIELD		Yamaha TZR 250 - Polished concrete London		
IDEAL LAP TIME : 57.942		BEST LAP TIME : 58.158		DIFFERENCE : 0.216		
LAP	SECTOR 1	SECTOR 2	LAP TIME	MPH	DIFF	TIME OF DAY
1 -		23.402	1:08.068	63.88	9.910	17:13:22.365
2 -	35.184	23.591	58.775	73.98	0.617	17:14:21.140
3 -	35.082	23.241	58.323 (3)	74.56	0.165	17:15:19.463
4 -	35.336	22.884	58.220 (2)	74.69	0.062	17:16:17.683
5 -	35.058	23.100	58.158 (1)	74.77		17:17:15.841
6 -	35.692	23.719	59.411	73.19	1.253	17:18:15.252
7 -	35.607	23.539	59.146	73.52	0.988	17:19:14.398

P18 60		Danny GOUGH		Yamaha TZR 250 - G Force Motorcycles		
IDEAL LAP TIME : 58.015		BEST LAP TIME : 58.249		DIFFERENCE : 0.234		
LAP	SECTOR 1	SECTOR 2	LAP TIME	MPH	DIFF	TIME OF DAY
1 -		23.693	1:07.886	64.05	9.637	17:13:22.183
2 -	35.752	23.449	59.201	73.45	0.952	17:14:21.384
3 -	35.103	23.276	58.379 (3)	74.48	0.130	17:15:19.763
4 -	35.417	22.912	58.329 (2)	74.55	0.080	17:16:18.092
5 -	35.244	23.005	58.249 (1)	74.65		17:17:16.341
6 -	35.619	23.757	59.376	73.23	1.127	17:18:15.717
7 -	35.342	23.430	58.772	73.99	0.523	17:19:14.489

P19 34 C		Paul NIELD		Yamaha TZR 250 - Ridesure		
IDEAL LAP TIME : 58.116		BEST LAP TIME : 58.326		DIFFERENCE : 0.210		
LAP	SECTOR 1	SECTOR 2	LAP TIME	MPH	DIFF	TIME OF DAY
1 -		24.167	1:07.410	64.50	9.084	17:13:21.707
2 -	35.300	23.807	59.107	73.57	0.781	17:14:20.814
3 -	35.070	23.496	58.566 (3)	74.25	0.240	17:15:19.380
4 -	35.093	23.233	58.326 (1)	74.55		17:16:17.706
5 -	35.516	23.046	58.562 (2)	74.25	0.236	17:17:16.268
6 -	35.603	23.786	59.389	73.22	1.063	17:18:15.657
7 -	35.664	23.618	59.282	73.35	0.956	17:19:14.939

P20 9 C		David MACKENZIE		Yamaha TZR 250 -		
IDEAL LAP TIME : 59.069		BEST LAP TIME : 59.069		DIFFERENCE : 0.000		
LAP	SECTOR 1	SECTOR 2	LAP TIME	MPH	DIFF	TIME OF DAY
1 -		24.306	1:09.931	62.18	10.862	17:13:24.228
2 -	35.512	23.697	59.209 (2)	73.44	0.140	17:14:23.437
3 -	35.867	24.892	1:00.759	71.57	1.690	17:15:24.196
4 -	36.483	24.695	1:01.178	71.08	2.109	17:16:25.374
5 -	35.502	23.882	59.384 (3)	73.22	0.315	17:17:24.758
6 -	35.434	23.635	59.069 (1)	73.61		17:18:23.827
7 -	35.734	23.789	59.523	73.05	0.454	17:19:23.350

BMCRC-MRO Championships 2025 - Rnd 1 @ Brands Hatch Indy

DFDS Seaways Yamaha Past Masters

RACE 16 - SECTOR ANALYSIS



SECTOR 1 = FL to I1, SECTOR 2 = I1 to FL, DIFF = Difference To Personal Best Lap, P = Crossed Finish Line in Pit Lane, D = Time Disallowed

P21 74		Paul WHITBY		Yamaha TZR 250 - Greybridge Ltd		
IDEAL LAP TIME : 59.270		BEST LAP TIME : 59.277		DIFFERENCE : 0.007		
LAP	SECTOR 1	SECTOR 2	LAP TIME	MPH	DIFF	TIME OF DAY
1 -		24.023	1:06.853	65.04	7.576	17:13:21.150
2 -	35.653	25.052	1:00.705 (3)	71.63	1.428	17:14:21.855
3 -	36.961	24.875	1:01.836	70.32	2.559	17:15:23.691
4 -	36.820	24.882	1:01.702	70.47	2.425	17:16:25.393
5 -	36.509	24.327	1:00.836	71.48	1.559	17:17:26.229
6 -	35.604	23.673	59.277 (1)	73.36		17:18:25.506
7 -	35.870	23.666	59.536 (2)	73.04	0.259	17:19:25.042

P22 11 R		Paul GILES		Yamaha TZR 250 - Taymar Racing		
IDEAL LAP TIME : 59.623		BEST LAP TIME : 59.630		DIFFERENCE : 0.007		
LAP	SECTOR 1	SECTOR 2	LAP TIME	MPH	DIFF	TIME OF DAY
1 -		24.022	1:09.241	62.80	9.611	17:13:23.538
2 -	35.923	23.707	59.630 (1)	72.92		17:14:23.168
3 -	35.916	24.979	1:00.895	71.41	1.265	17:15:24.063
4 -	36.360	23.986	1:00.346 (3)	72.06	0.716	17:16:24.409
5 -	36.519	24.431	1:00.950	71.34	1.320	17:17:25.359
6 -	36.399	24.094	1:00.493	71.88	0.863	17:18:25.852
7 -	36.433	23.716	1:00.149 (2)	72.29	0.519	17:19:26.001

P23 73 C		Colvin TURNER		Yamaha TZR 250 -		
IDEAL LAP TIME : 58.907		BEST LAP TIME : 59.004		DIFFERENCE : 0.097		
LAP	SECTOR 1	SECTOR 2	LAP TIME	MPH	DIFF	TIME OF DAY
1 -		23.942	1:09.362	62.69	10.358	17:13:23.659
2 -	36.547	23.502	1:00.049 (3)	72.41	1.045	17:14:23.708
3 -	35.874	24.645	1:00.519	71.85	1.515	17:15:24.227
4 -	36.698	24.579	1:01.277	70.96	2.273	17:16:25.504
5 -	35.928	23.723	59.651 (2)	72.90	0.647	17:17:25.155
6 -	35.405	23.599	59.004 (1)	73.70		17:18:24.159
7 -	36.377	23.942	1:00.319	72.09	1.315	17:19:24.478

P24 46 C		Kevin MARSHALL		Yamaha TZR 250 - Stacey Processing		
IDEAL LAP TIME : 1:00.177		BEST LAP TIME : 1:00.681		DIFFERENCE : 0.504		
LAP	SECTOR 1	SECTOR 2	LAP TIME	MPH	DIFF	TIME OF DAY
1 -		25.568	1:12.312	60.13	11.631	17:13:26.609
2 -	36.558	24.278	1:00.836 (3)	71.48	0.155	17:14:27.445
3 -	36.018	24.764	1:00.782 (2)	71.54	0.101	17:15:28.227
4 -	37.473	25.308	1:02.781	69.26	2.100	17:16:31.008
5 -	37.677	25.019	1:02.696	69.36	2.015	17:17:33.704
6 -	35.899	24.782	1:00.681 (1)	71.66		17:18:34.385
7 -	36.416	24.946	1:01.362	70.86	0.681	17:19:35.747

P25 58 C		Ian STANLEY		Yamaha TZR 250 - Twistgrip Motorcycles		
IDEAL LAP TIME : 1:00.111		BEST LAP TIME : 1:00.111		DIFFERENCE : 0.000		
LAP	SECTOR 1	SECTOR 2	LAP TIME	MPH	DIFF	TIME OF DAY
1 -		24.728	1:17.446	56.15	17.335	17:13:31.743
2 -	37.172	24.616	1:01.788	70.37	1.677	17:14:33.531
3 -	38.325	24.254	1:02.579	69.48	2.468	17:15:36.110
4 -	36.824	24.635	1:01.459 (2)	70.75	1.348	17:16:37.569
5 -	37.191	24.520	1:01.711 (3)	70.46	1.600	17:17:39.280
6 -	36.741	25.213	1:01.954	70.19	1.843	17:18:41.234
7 -	36.124	23.987	1:00.111 (1)	72.34		17:19:41.345

BMCRC-MRO Championships 2025 - Rnd 1 @ Brands Hatch Indy

DFDS Seaways Yamaha Past Masters

RACE 16 - SECTOR ANALYSIS



SECTOR 1 = FL to I1, SECTOR 2 = I1 to FL, DIFF = Difference To Personal Best Lap, P = Crossed Finish Line in Pit Lane, D = Time Disallowed

P26 67 C		Mark BAILEY		Yamaha TZR 250 - Elite Air conditioning Ltd. Hydroflow plumbing		
IDEAL LAP TIME : 1:01.133		BEST LAP TIME : 1:01.269		DIFFERENCE : 0.136		
LAP	SECTOR 1	SECTOR 2	LAP TIME	MPH	DIFF	TIME OF DAY
1 -		24.371	1:10.552	61.63	9.283	17:13:24.849
2 -	36.834	24.435	1:01.269 (1)	70.97		17:14:26.118
3 -	36.762	24.661	1:01.423 (2)	70.79	0.154	17:15:27.541
4 -	37.856	25.166	1:03.022	69.00	1.753	17:16:30.563
5 -	38.779	24.915	1:03.694	68.27	2.425	17:17:34.257
6 -	37.752	24.725	1:02.477 (3)	69.60	1.208	17:18:36.734
7 -	39.263	25.590	1:04.853	67.05	3.584	17:19:41.587

P27 42 C		Martin PEARSON		Yamaha TZR 250 -		
IDEAL LAP TIME : 1:03.408		BEST LAP TIME : 1:03.408		DIFFERENCE : 0.000		
LAP	SECTOR 1	SECTOR 2	LAP TIME	MPH	DIFF	TIME OF DAY
1 -		25.637	1:13.571	59.10	10.163	17:13:27.868
2 -	38.779	25.717	1:04.496 (2)	67.42	1.088	17:14:32.364
3 -	39.505	26.008	1:05.513	66.37	2.105	17:15:37.877
4 -	39.348	25.717	1:05.065	66.83	1.657	17:16:42.942
5 -	39.381	25.404	1:04.785 (3)	67.12	1.377	17:17:47.727
6 -	38.046	25.362	1:03.408 (1)	68.58		17:18:51.135

P28 62 C		David PATERSON		Yamaha TZR 250 - The love of a good woman / Boomerang Dav		
IDEAL LAP TIME : 1:04.707		BEST LAP TIME : 1:05.275		DIFFERENCE : 0.568		
LAP	SECTOR 1	SECTOR 2	LAP TIME	MPH	DIFF	TIME OF DAY
1 -		26.254	1:15.527	57.57	10.252	17:13:29.824
2 -	39.264	26.011	1:05.275 (1)	66.61		17:14:35.099
3 -	38.696	26.898	1:05.594 (2)	66.29	0.319	17:15:40.693
4 -	40.091	27.146	1:07.237 (3)	64.67	1.962	17:16:47.930
5 -	40.687	27.512	1:08.199	63.76	2.924	17:17:56.129
6 -	41.390	28.241	1:09.631	62.45	4.356	17:19:05.760

P29 2 C		Paul FIRTH		Yamaha TZR 250 - Joanne Porter		
IDEAL LAP TIME : 1:10.211		BEST LAP TIME : 1:10.211		DIFFERENCE : 0.000		
LAP	SECTOR 1	SECTOR 2	LAP TIME	MPH	DIFF	TIME OF DAY
1 -		28.872	1:21.752	53.19	11.541	17:13:36.049
2 -	43.524	28.823	1:12.347	60.10	2.136	17:14:48.396
3 -	43.066	28.557	1:11.623 (3)	60.71	1.412	17:16:00.019
4 -	42.582	27.629	1:10.211 (1)	61.93		17:17:10.230
5 -	42.812	29.203	1:12.015	60.38	1.804	17:18:22.245
6 -	42.928	27.842	1:10.770 (2)	61.44	0.559	17:19:33.015

P30 20 C		Sara Sophie OSTERHOLZER		Yamaha TZR 250 - JB Motorcycles		
IDEAL LAP TIME : 1:09.868		BEST LAP TIME : 1:10.460		DIFFERENCE : 0.592		
LAP	SECTOR 1	SECTOR 2	LAP TIME	MPH	DIFF	TIME OF DAY
1 -		28.536	1:22.047	53.00	11.587	17:13:36.344
2 -	43.807	28.406	1:12.213	60.21	1.753	17:14:48.557
3 -	42.241	28.219	1:10.460 (1)	61.71		17:15:59.017
4 -	43.314	27.627	1:10.941 (2)	61.29	0.481	17:17:09.958
5 -	42.743	28.499	1:11.242 (3)	61.03	0.782	17:18:21.200
6 -	43.776	28.129	1:11.905	60.47	1.445	17:19:33.105

P31 85		Andrew WALES		Yamaha TZR 250 - Show Control International		
IDEAL LAP TIME : 57.484		BEST LAP TIME : 57.484		DIFFERENCE : 0.000		
LAP	SECTOR 1	SECTOR 2	LAP TIME	MPH	DIFF	TIME OF DAY
1 -		23.559	1:07.738	64.19	10.254	17:13:22.035
2 -	34.456	23.028	57.484 (1)	75.64		17:14:19.519
3 -	35.019	23.435	58.454 (3)	74.39	0.970	17:15:17.973
4 -	34.590	23.404	57.994 (2)	74.98	0.510	17:16:15.967
5 -	34.967	23.717	58.684	74.10	1.200	17:17:14.651

BMCRC-MRO Championships 2025 - Rnd 1 @ Brands Hatch Indy

DFDS Seaways Yamaha Past Masters

RACE 16 - SECTOR ANALYSIS



SECTOR 1 = FL to I1, SECTOR 2 = I1 to FL, DIFF = Difference To Personal Best Lap, P = Crossed Finish Line in Pit Lane, D = Time Disallowed

P32 110 C		Mark HAIGH		Yamaha TZR 250 - Chesterfield CarClinic/The Tuning Works			
IDEAL LAP TIME : 56.278		BEST LAP TIME : 56.278		DIFFERENCE : 0.000			
LAP	SECTOR 1	SECTOR 2	LAP TIME	MPH	DIFF	TIME OF DAY	
1 -		23.278	1:03.595	68.37	7.317	17:13:17.892	
2 -	33.760	22.518	56.278 (1)	77.27		17:14:14.170	
3 -	33.998	23.090	57.088 (3)	76.17	0.810	17:15:11.258	
4 -	33.891	23.108	56.999 (2)	76.29	0.721	17:16:08.257	

BMCRC-MRO Championships 2025 - Rnd 1 @ Brands Hatch Indy

DFDS Seaways Yamaha Past Masters

RACE 16 - BEST SECTORS

POS	SECTOR 1		SECTOR 2		IDEAL / BEST COMPARISON						
	NO	TIME	NO	TIME	POS	NO	NAME	IDEAL	BEST	DIFF	
								PERFECT LAP	54.225		
1	8	32.396	30	21.829	1	8	BALL	54.250	54.326	0.076	
2	26	32.653	8	21.854	2	30	COOPER	54.637	54.749	0.112	
3	15	32.702	99	22.130	3	99	HOGAN	54.832	54.832	0.000	
4	99	32.702	15	22.212	4	15	PERKINS	54.914	54.914	0.000	
5	30	32.808	26	22.268	5	26	LEE	54.921	55.247	0.326	
6	57	33.252	4	22.269	6	57	MOOK	55.539	55.539	0.000	
7	43	33.514	57	22.287	7	4	HALIL	55.834	55.834	0.000	
8	4	33.565	64	22.426	8	43	CARSON	55.984	55.984	0.000	
9	27	33.609	27	22.438	9	27	HAYWARD	56.047	56.447	0.400	
10	29	33.611	43	22.470	10	64	DAVIS	56.277	56.817	0.540	
11	166	33.672	110	22.518	11	110	HAIGH	56.278	56.278	0.000	
12	110	33.760	70	22.645	12	6	BUSHELL	56.508	56.915	0.407	
13	6	33.777	6	22.731	13	166	RIDLEY	56.529	56.811	0.282	
14	64	33.851	100	22.744	14	29	CRIPPS	56.559	56.617	0.058	
15	100	33.901	72	22.763	15	100	MACRAE	56.645	56.777	0.132	
16	70	34.286	166	22.857	16	70	BURSCOUGH	56.931	56.941	0.010	
17	72	34.374	333	22.884	17	72	HAMILTON	57.137	57.137	0.000	
18	85	34.456	60	22.912	18	85	WALES	57.484	57.484	0.000	
19	333	35.058	29	22.948	19	333	STUBBERFIELD	57.942	58.158	0.216	
20	34	35.070	85	23.028	20	60	GOUGH	58.015	58.249	0.234	
21	60	35.103	34	23.046	21	34	NIELD	58.116	58.326	0.210	
22	73	35.405	73	23.502	22	73	TURNER	58.907	59.004	0.097	
23	9	35.434	9	23.635	23	9	MACKENZIE	59.069	59.069	0.000	
24	74	35.604	74	23.666	24	74	WHITBY	59.270	59.277	0.007	
25	46	35.899	11	23.707	25	11	GILES	59.623	59.630	0.007	
26	11	35.916	58	23.987	26	58	STANLEY	1:00.111	1:00.111	0.000	
27	58	36.124	46	24.278	27	46	MARSHALL	1:00.177	1:00.681	0.504	
28	67	36.762	67	24.371	28	67	BAILEY	1:01.133	1:01.269	0.136	
29	42	38.046	42	25.362	29	42	PEARSON	1:03.408	1:03.408	0.000	
30	62	38.696	62	26.011	30	62	PATERSON	1:04.707	1:05.275	0.568	
31	20	42.241	20	27.627	31	20	OSTERHOLZER	1:09.868	1:10.460	0.592	
32	2	42.582	2	27.629	32	2	FIRTH	1:10.211	1:10.211	0.000	

BMCRC-MRO Championships 2025 - Rnd 1 @ Brands Hatch Indy

DFDS Seaways Yamaha Past Masters

RACE 16 - STATISTICS

Competitors Started 32
Planned Start 2025-03-15 @ 17:00:00.000
Actual Start 2025-03-15 @ 17:12:14.296
Finish Time 2025-03-15 @ 17:18:50.784
Track Length 1.2079mi.
Total Laps 215
Total Distance Covered 259.7083mi.

Session Fastest Lap History

NO	CL	NAME	LAP TIME	TIME OF DAY	LAP	VEHICLE
30		Alan COOPER	56.824	17:14:12.826	2	Yamaha TZR 250
26		Damian LEE	55.356	17:14:13.432	2	Yamaha TZR 250
8		David BALL	54.958	17:16:06.176	4	Yamaha TZR 250
8		David BALL	54.326	17:17:56.236	6	Yamaha TZR 250

Session Leader History

NO	CL	NAME	FROM LAP	LAPS LED	DISTANCE	VEHICLE
30		Alan COOPER	1	5	6.03 miles	Yamaha TZR 250
15		Billy PERKINS	6	1	1.20 miles	Yamaha TZR 250
30		Alan COOPER	7	1	1.20 miles	Yamaha TZR 250

Flag History

TYPE	TIME OF DAY
GREEN	17:12:14.296
FINISH	17:18:50.784

Flag Statistics

TYPE	COUNT	TOTAL LAPS	TOTAL TIME
Green	1	7	7:54.182
Red	0	0	0.000
Safety Car	0	0	0.000
FCY	0	0	0.000

BMCRC-MRO Championships 2025 - Rnd 1 @ Brands Hatch Indy

DFDS Seaways Yamaha Past Masters

RACE 16 - STATISTICS

CLASS :

15 Starters

Fastest Lap History

NO	NAME	LAP TIME	TIME OF DAY	LAP	VEHICLE
30	Alan COOPER	56.824	17:14:12.826	2	Yamaha TZR 250
26	Damian LEE	55.356	17:14:13.432	2	Yamaha TZR 250
8	David BALL	54.958	17:16:06.176	4	Yamaha TZR 250
8	David BALL	54.326	17:17:56.236	6	Yamaha TZR 250

Leader History

NO	NAME	FROM LAP	LAPS LED	DISTANCE	VEHICLE
30	Alan COOPER	1	5	6.03 miles	Yamaha TZR 250
15	Billy PERKINS	6	1	1.20 miles	Yamaha TZR 250
30	Alan COOPER	7	1	1.20 miles	Yamaha TZR 250

BMCRC-MRO Championships 2025 - Rnd 1 @ Brands Hatch Indy

DFDS Seaways Yamaha Past Masters

RACE 16 - STATISTICS

CLASS : C

15 Starters

Fastest Lap History

NO	NAME	LAP TIME	TIME OF DAY	LAP	VEHICLE
110	Mark HAIGH	56.278	17:14:14.179	2	Yamaha TZR 250

Leader History

NO	NAME	FROM LAP	LAPS LED	DISTANCE	VEHICLE
110	Mark HAIGH	1	4	4.83 miles	Yamaha TZR 250
6	Alan BUSHELL	5	3	3.62 miles	Yamaha TZR 250

BMCRC-MRO Championships 2025 - Rnd 1 @ Brands Hatch Indy

DFDS Seaways Yamaha Past Masters

RACE 16 - STATISTICS

CLASS : R

2 Starters

Fastest Lap History

NO	NAME	LAP TIME	TIME OF DAY	LAP	VEHICLE
166	Tom RIDLEY	57.435	17:14:16.460	2	Yamaha TZR 250
166	Tom RIDLEY	57.028	17:15:13.488	3	Yamaha TZR 250
166	Tom RIDLEY	56.811	17:16:10.299	4	Yamaha TZR 250

Leader History

NO	NAME	FROM LAP	LAPS LED	DISTANCE	VEHICLE
166	Tom RIDLEY	1	7	8.45 miles	Yamaha TZR 250

BMCRC-MRO Championships 2025 - Rnd 1 @ Brands Hatch Indy

DFDS Seaways Yamaha Past Masters

RACE 6 - CLASSIFICATION

Race Distance: 12 Laps / 14.49 miles

POS	NO	CL	PIC	NAME	ENTRY	LAPS	TIME	GAP	DIFF	MPH	BEST	ON	GRD	↑↓
1	8		1	David BALL	Yamaha TZR 250 - Gardiner Page and Roe Pension Consult	12	11:04.066			78.58	54.058	12	1	0
2	99		2	Calvin HOGAN	Yamaha TZR 250 - F.G Racing	12	11:04.371	0.305	0.305	78.54	53.976	12	3	1
3	26		3	Damian LEE	Yamaha TZR 250 - Leed Autos	12	11:09.792	5.726	5.421	77.90	54.740	6	5	2
4	15*		4	Billy PERKINS	Yamaha TZR 250 - Ashford Tarmac / Barking Mad About Ani	12	11:12.943	8.877	3.151	77.54	53.669	12	4	0
5	57		5	Geoff MOOK	Yamaha TZR 250 -	12	11:14.532	10.466	1.589	77.36	54.623	8	6	1
6	30		6	Alan COOPER	Yamaha TZR 250 - Twistgrip Motorcycles	12	11:14.785	10.719	0.253	77.33	54.379	12	2	-4
7	4		7	Denis HALIL	Yamaha TZR 250 - D & A Autos	12	11:15.940	11.874	1.155	77.20	54.893	12	7	0
8	110	C	1	Mark HAIGH	Yamaha TZR 250 - Chesterfield CarClinic/The Tuning Works	12	11:18.312	14.246	2.372	76.93	54.857	12	9	1
9	43		8	Adam CARSON	Yamaha TZR 250 - Allspeed exhausts, stinkwheels	12	11:18.882	14.816	0.570	76.86	55.267	9	8	-1
10	70		9	Andrew BURSCOUGH	Yamaha YPVS 350 - Mad biker designs/Maritanium	12	11:26.378	22.312	7.496	76.02	56.037	7	16	6
11	6	C	2	Alan BUSHELL	Yamaha TZR 250 - Moonraker Motorcycles	12	11:31.523	27.457	5.145	75.46	55.817	10	15	4
12	100		10	Max MACRAE	Yamaha TZR 250 - www.ypmrc.co.uk	12	11:33.779	29.713	2.256	75.21	56.147	12	12	0
13	166	R	1	Tom RIDLEY	Yamaha TZR 250 - Chamery Hall Roundhouses	12	11:34.082	30.016	0.303	75.18	56.128	10	13	0
14	85		11	Andrew WALES	Yamaha TZR 250 - Show Control International	12	11:34.150	30.084	0.068	75.17	55.647	10	18	4
15	64	C	3	Iain DAVIS	Yamaha TZR 250 -	12	11:34.363	30.297	0.213	75.15	55.940	10	14	-1
16	60		12	Danny GOUGH	Yamaha TZR 250 - G Force Motorcycles	12	11:34.653	30.587	0.290	75.12	55.976	12	20	4
17	29		13	Derek CRIPPS	Yamaha TZR 250 - Team FBR	12	11:35.503	31.437	0.850	75.02	56.624	12	11	-6
18	34	C	4	Paul NIELD	Yamaha TZR 250 - Ridesure	12	11:36.031	31.965	0.528	74.97	56.632	12	21	3
19	27		14	Richard HAYWARD	Yamaha TZR 250 - BC vehicle repairs/ Snap on Tools	12	11:38.581	34.515	2.550	74.69	56.649	10	10	-9
20	333	C	5	Mark STUBBERFIELD	Yamaha TZR 250 - Polished concrete London	12	11:40.113	36.047	1.532	74.53	56.727	12	19	-1
21	72	C	6	John HAMILTON	Yamaha TZR 250 - LW Racing	12	11:40.190	36.124	0.077	74.52	56.711	12	17	-4
22	58	C	7	Ian STANLEY	Yamaha TZR 250 - Twistgrip Motorcycles	12	12:01.372	57.306	21.182	72.33	57.415	11	26	4
23	11	R	2	Paul GILES	Yamaha TZR 250 - Taymar Racing	11	11:03.104	1 Lap	1 Lap	72.13	58.381	5	25	2
24	46	C	8	Kevin MARSHALL	Yamaha TZR 250 - Stacey Processing	11	11:18.966	1 Lap	15.862	70.45	59.016	11	27	3
25	67	C	9	Mark BAILEY	Yamaha TZR 250 - Elite Air conditioning Ltd. Hydroflow plum	11	11:30.586	1 Lap	11.620	69.26	1:00.946	7	28	3
26	42	C	10	Martin PEARSON	Yamaha TZR 250 -	11	11:34.342	1 Lap	3.756	68.89	1:01.003	11	29	3
27	62	C	11	David PATERSON	Yamaha TZR 250 - The love of a good woman / Boomarang I	11	12:04.158	1 Lap	29.816	66.05	1:04.221	2	30	3
28	20	C	12	Sara Sophie OSTERHOLZER	Yamaha TZR 250 - JB Motorcycles	10	11:34.200	2 Laps	1 Lap	62.64	1:07.988	9	32	4
29	2	C	13	Paul FIRTH	Yamaha TZR 250 - Joanne Porter	10	11:46.319	2 Laps	12.119	61.56	1:06.623	10	31	2

NOT CLASSIFIED

DNF	9	C		David MACKENZIE	Yamaha TZR 250 -	5	5:01.638	7 Laps	5 Laps	72.08	58.122	3	23	
DNF	73	C		Colvin TURNER	Yamaha TZR 250 -	3	3:04.344	9 Laps	2 Laps	70.76	58.100	3	22	
DNF	74			Paul WHITBY	Yamaha TZR 250 - Greybridge Ltd	1	1:07.156	11 Laps	2 Laps	64.75			24	

FASTEST LAP

	15			Billy PERKINS	Yamaha TZR 250 - Ashford Tarmac / Barking Mad About Ani	12	53.669			81.02 mph			130.39 kph	
	110	C		Mark HAIGH	Yamaha TZR 250 - Chesterfield CarClinic/The Tuning Works	12	54.857			79.27 mph			127.57 kph	
	166	R		Tom RIDLEY	Yamaha TZR 250 - Chamery Hall Roundhouses	10	56.128			77.47 mph			124.68 kph	

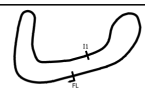
* No. 15 - 10 second penalty - starting from the wrong grid position

Class - 92.5% of Race Speed = 72.68 mph
 Class C - 92.5% of Race Speed = 71.16 mph
 Class R - 92.5% of Race Speed = 69.54 mph

Weather / Track : Cloudy / Dry

These results are provisional until the conclusion of any judicial and technical matters.

Date: 16/03/2025 Start: 12:01 Finish: 12:12
 Brands Hatch Indy: 1.2079 miles

Clerk Of Course:	Timekeeper:	<i>Craig Smith</i>	
------------------	-------------	--------------------	---

Results can be found at www.tsl-timing.com

Printed - 12:14 Sunday, 16 March 2025

BMCRC-MRO Championships 2025 - Rnd 1 @ Brands Hatch Indy

DFDS Seaways Yamaha Past Masters

RACE 6 - LAP CHART

LAP 1 @ 12:02:11.220		
NO	BEHIND	LAP TIME

42	21.218	1:03.620
20	30.608	1:08.555
2	38.745	1:12.065

46	33.576	1:02.318
42	35.928	1:02.649
62	41.879	1:05.855

67	45.381	1:01.088
42	49.797	1:01.784

LAP 9 @ 12:09:31.377		
NO	BEHIND	LAP TIME

8		1:00.327
15	1.307	1:01.634
99	1.369	1:01.696
26	1.577	1:01.904
30	2.370	1:02.697
43	2.394	1:02.721
110	2.906	1:03.233
4	3.132	1:03.459
57	3.538	1:03.865
70	3.717	1:04.044
27	4.650	1:04.977
29	4.760	1:05.087
6	4.813	1:05.140
166	5.527	1:05.854
85	5.759	1:06.086
64	6.205	1:06.532
100	6.340	1:06.667
34	6.538	1:06.865
74	6.829	1:07.156
72	6.896	1:07.223
333	7.034	1:07.361
60	7.174	1:07.501
73	7.412	1:07.739
9	7.959	1:08.286
11	8.768	1:09.095
58	9.296	1:09.623
67	11.991	1:12.318
62	12.078	1:12.405
46	12.789	1:13.116
42	12.881	1:13.208
20	17.336	1:17.663
2	21.963	1:22.290

LAP 2 @ 12:03:06.503		
NO	BEHIND	LAP TIME

8		55.283
99	0.683	54.597
15	1.261	55.237
26	1.322	55.028
30	2.929	55.842
57	3.268	55.013
4	4.222	56.373
110	4.334	56.711
43	4.396	57.285
70	4.714	56.280
27	6.383	57.016
6	6.488	56.958
29	7.130	57.653
85	7.212	56.736
166	7.949	57.705
100	8.310	57.253
34	8.541	57.286
64	8.813	57.891
72	9.578	57.965
333	9.746	57.995
60	9.942	58.051
73	10.634	58.505
9	11.252	58.576
11	12.708	59.223
58	12.837	58.824
67	18.013	1:01.305
46	19.893	1:02.387
62	21.016	1:04.221

LAP 3 @ 12:04:01.527		
NO	BEHIND	LAP TIME

8		55.024
99	0.510	54.851
15	0.723	54.486
26	1.319	55.021
57	3.416	55.172
30	3.448	55.543
4	4.209	55.011
110	5.291	55.981
43	6.042	56.670
70	6.147	56.457
27	8.064	56.705
6	8.510	57.046
85	8.844	56.656
29	9.489	57.383
100	9.825	56.539
34	10.646	57.129
166	10.742	57.817
64	10.932	57.143
333	12.307	57.585
72	12.862	58.308
60	13.011	58.093
73	13.710	58.100
9	14.350	58.122
58	16.675	58.862
11	16.864	59.180
67	25.472	1:02.483
46	26.145	1:01.276
42	28.166	1:01.972
62	30.911	1:04.919
20	43.981	1:08.397

LAP 5 @ 12:05:51.930		
NO	BEHIND	LAP TIME

8		55.516
15	0.239	55.128
99	0.365	55.458
26	1.119	55.341
20	1 Lap	1:09.227
30	6.230	58.160
57	6.804	58.044
4	6.887	58.154
110	7.056	56.273
43	7.689	56.006
70	8.250	56.229
27	12.561	57.764
85	13.313	58.002
6	13.393	58.489
100	13.423	57.662
166	13.656	57.017
29	14.385	58.230
34	14.678	57.196
64	14.688	56.969
2	1 Lap	1:11.873
333	16.874	57.565
60	16.941	57.537
72	17.311	57.460
9	20.601	58.290
58	23.829	57.897
11	24.758	58.381
46	38.458	1:00.398
67	39.135	1:01.355
42	42.855	1:02.443
62	51.337	1:04.974

LAP 7 @ 12:07:42.068		
NO	BEHIND	LAP TIME

8		55.058
15	0.107	55.403
99	0.498	54.990
26	3.043	57.322
62	1 Lap	1:05.557
57	7.530	55.386
30	7.820	55.975
4	8.145	55.112
110	8.769	55.630
43	9.368	55.874
70	10.670	56.037
27	17.202	57.597
6	17.629	57.794
100	17.861	57.195
85	17.921	57.623
166	18.211	57.598
64	18.322	57.115
29	18.447	57.491
34	19.203	57.355
60	21.863	57.179
333	22.373	57.775
72	22.864	57.907
20	1 Lap	1:08.683
58	33.721	58.474
11	35.273	59.743
2	1 Lap	1:09.454
46	48.420	59.841
67	51.031	1:00.946

15		54.491
8	0.978	55.128
99	1.270	55.286
26	3.618	55.057
67	1 Lap	1:02.922
2	2 Laps	1:08.389
57	8.102	55.258
42	1 Lap	1:01.319
30	8.845	54.816
4	9.341	55.159
43	11.326	55.267
110	11.424	55.929
70	14.997	56.734
27	22.380	57.275
6	22.467	56.915
166	23.550	57.633
100	24.135	58.439
64	24.220	58.043
29	24.796	58.017
34	24.902	58.035
85	25.021	59.282
60	25.101	56.031
333	27.965	57.570
72	28.265	57.444
62	1 Lap	1:06.218
58	44.607	59.009
11	45.093	58.924

LAP 10 @ 12:10:26.033		
NO	BEHIND	LAP TIME

15		54.656
8	0.797	54.475
99	1.136	54.522
20	2 Laps	1:08.426
26	4.171	55.209
46	1 Lap	59.721
57	9.136	55.690
30	10.030	55.841
4	10.412	55.727
67	1 Lap	1:01.324
43	12.377	55.707
110	12.496	55.728
70	16.799	56.458
42	1 Lap	1:03.219
2	2 Laps	1:06.954
6	23.628	55.817
27	24.373	56.649
166	25.022	56.128
64	25.504	55.940
85	26.012	55.647
100	26.094	56.615
29	26.855	56.715
60	27.154	56.709
34	27.346	57.100
333	30.589	57.280
72	30.760	57.151
62	1 Lap	1:04.471
58	49.096	59.145
11	49.500	59.063

LAP 8 @ 12:08:36.886		
NO	BEHIND	LAP TIME

15		54.711
8	0.341	55.159
99	0.475	54.795
42	1 Lap	1:02.051
26	3.052	54.827
57	7.335	54.623
30	8.520	55.518
4	8.673	55.346
110	9.986	56.035
43	10.550	56.000
70	12.754	56.902
62	1 Lap	1:05.054
27	19.596	57.212
6	20.043	57.232
100	20.187	57.144
85	20.230	57.127
166	20.408	57.015
64	20.668	57.164
29	21.270	57.641
34	21.358	56.973
60	23.561	56.516
333	24.886	57.331
72	25.312	57.266
58	40.089	1:01.186
11	40.660	1:00.205
20	1 Lap	1:08.683
46	54.285	1:00.683

BMCRC-MRO Championships 2025 - Rnd 1 @ Brands Hatch Indy

DFDS Seaways Yamaha Past Masters

RACE 6 - LAP CHART

LAP 11 @ 12:11:20.167

NO	BEHIND	LAP TIME
15		54.134
8	0.734	54.071
99	1.121	54.119
26	5.410	55.373
57	10.027	55.025
46	1 Lap	59.951
30	11.132	55.236
4	11.773	55.495
43	13.657	55.414
110	14.181	55.819
20	2 Laps	1:07.988
67	1 Lap	1:01.963
70	19.405	56.740
42	1 Lap	1:01.074
6	25.859	56.365
166	28.003	57.115
100	28.358	56.398
27	28.725	58.486
64	28.797	57.427
85	28.996	57.118
60	29.403	56.383
29	29.605	56.884
34	30.125	56.913
2	2 Laps	1:07.215
333	34.112	57.657
72	34.205	57.579
62	1 Lap	1:04.851
58	52.377	57.415

LAP 12 @ 12:12:13.836

NO	BEHIND	LAP TIME
15		53.669
11	1 Lap	58.464
8	1.123	54.058
99	1.428	53.976
26	6.849	55.108
57	11.589	55.231
30	11.842	54.379
4	12.997	54.893
110	15.369	54.857
43	15.939	55.951
46	1 Lap	59.016
70	23.435	57.699
67	1 Lap	1:02.171
6	28.580	56.390
100	30.836	56.147
166	31.139	56.805
85	31.207	55.880
20	2 Laps	1:08.179
42	1 Lap	1:01.003
64	31.420	56.292
60	31.710	55.976
29	32.560	56.624
34	33.088	56.632
27	35.638	1:00.582
333	37.170	56.727
72	37.247	56.711
2	2 Laps	1:06.623
58	58.429	59.721
62	1 Lap	1:05.633

Weather / Track : Cloudy / Dry

BMCRC-MRO Championships 2025 - Rnd 1 @ Brands Hatch Indy

DFDS Seaways Yamaha Past Masters

RACE 6 - POSITION CHART

No	Name	Lap												
		Pos	1	2	3	4	5	6	7	8	9	10	11	12
8	BALL	1	8	8	8	8	8	15	8	15	15	15	15	15
30	COOPER	2	15	99	99	99	15	8	15	8	8	8	8	8
99	HOGAN	3	99	15	15	15	99	99	99	99	99	99	99	99
15	PERKINS	4	26	26	26	26	26	26	26	26	26	26	26	26
26	LEE	5	30	30	57	30	30	30	57	57	57	57	57	57
57	MOOK	6	43	57	30	4	57	57	30	30	30	30	30	30
4	HALIL	7	110	4	4	57	4	4	4	4	4	4	4	4
43	CARSON	8	4	110	110	110	110	110	110	110	43	43	43	110
110	HAIGH	9	57	43	43	43	43	43	43	43	110	110	110	43
27	HAYWARD	10	70	70	70	70	70	70	70	70	70	70	70	70
29	CRIPPS	11	27	27	27	27	27	27	27	27	6	6	6	6
100	MACRAE	12	29	6	6	6	85	6	6	6	6	27	166	100
166	RIDLEY	13	6	29	85	85	6	85	100	100	166	166	100	166
64	DAVIS	14	166	85	29	100	100	166	85	85	100	64	27	85
6	BUSHELL	15	85	166	100	29	166	100	166	166	64	85	64	64
70	BURSCOUGH	16	64	100	34	166	29	29	64	64	29	100	85	60
72	HAMILTON	17	100	34	166	34	34	64	29	29	34	29	60	29
85	WALES	18	34	64	64	64	64	34	34	34	85	60	29	34
333	STUBBERFIELD	19	74	72	333	333	333	333	60	60	60	34	34	27
60	GOUGH	20	72	333	72	60	60	60	333	333	333	333	333	333
34	NIELD	21	333	60	60	72	72	72	72	72	72	72	72	72
73	TURNER	22	60	73	73	9	9	58	58	58	58	58	58	58
9	MACKENZIE	23	73	9	9	58	58	11	11	11	11	11	11	11
74	WHITBY	24	9	11	58	11	11	46	46	46	46	46	46	46
11	GILES	25	11	58	11	67	46	67	67	67	67	67	67	67
58	STANLEY	26	58	67	67	46	67	42	42	42	42	42	42	42
46	MARSHALL	27	67	46	46	42	42	62	62	62	62	62	62	62
67	BAILEY	28	62	62	42	62	62	20	20	20	20	20	20	20
42	PEARSON	29	46	42	62	20	20	2	2	2	2	2	2	2
62	PATERSON	30	42	20	20	2	2							
2	FIRTH	31	20	2	2									
20	OSTERHOLZER	32	2											

BMCRC-MRO Championships 2025 - Rnd 1 @ Brands Hatch Indy

DFDS Seaways Yamaha Past Masters

RACE 6 - SECTOR ANALYSIS



SECTOR 1 = FL to I1, SECTOR 2 = I1 to FL, DIFF = Difference To Personal Best Lap, P = Crossed Finish Line in Pit Lane, D = Time Disallowed

P1 8		David BALL		Yamaha TZR 250 - Gardiner Page and Roe Pension Consultant			
IDEAL LAP TIME : 54.009		BEST LAP TIME : 54.058		DIFFERENCE : 0.049			
LAP	SECTOR 1	SECTOR 2	LAP TIME	MPH	DIFF	TIME OF DAY	
1 -		22.160	1:00.327	72.08	6.269	12:02:11.220	
2 -	33.050	22.233	55.283	78.66	1.225	12:03:06.503	
3 -	32.861	22.163	55.024	79.03	0.966	12:04:01.527	
4 -	32.829	22.058	54.887	79.22	0.829	12:04:56.414	
5 -	33.261	22.255	55.516	78.33	1.458	12:05:51.930	
6 -	33.108	21.972	55.080	78.95	1.022	12:06:47.010	
7 -	33.168	21.890	55.058	78.98	1.000	12:07:42.068	
8 -	32.997	22.162	55.159	78.83	1.101	12:08:37.227	
9 -	32.971	22.157	55.128	78.88	1.070	12:09:32.355	
10 -	32.368	22.107	54.475 (3)	79.82	0.417	12:10:26.830	
11 -	32.253	21.818	54.071 (2)	80.42	0.013	12:11:20.901	
12 -	32.302	21.756	54.058 (1)	80.44		12:12:14.959	

P2 99		Calvin HOGAN		Yamaha TZR 250 - F.G Racing			
IDEAL LAP TIME : 53.976		BEST LAP TIME : 53.976		DIFFERENCE : 0.000			
LAP	SECTOR 1	SECTOR 2	LAP TIME	MPH	DIFF	TIME OF DAY	
1 -		22.211	1:01.696	70.48	7.720	12:02:12.589	
2 -	32.570	22.027	54.597	79.64	0.621	12:03:07.186	
3 -	32.706	22.145	54.851	79.28	0.875	12:04:02.037	
4 -	32.701	22.099	54.800	79.35	0.824	12:04:56.837	
5 -	33.235	22.223	55.458	78.41	1.482	12:05:52.295	
6 -	33.129	22.152	55.281	78.66	1.305	12:06:47.576	
7 -	32.796	22.194	54.990	79.07	1.014	12:07:42.566	
8 -	32.761	22.034	54.795	79.36	0.819	12:08:37.361	
9 -	33.231	22.055	55.286	78.65	1.310	12:09:32.647	
10 -	32.395	22.127	54.522 (3)	79.75	0.546	12:10:27.169	
11 -	32.161	21.958	54.119 (2)	80.35	0.143	12:11:21.288	
12 -	32.114	21.862	53.976 (1)	80.56		12:12:15.264	

P3 26		Damian LEE		Yamaha TZR 250 - Leed Autos			
IDEAL LAP TIME : 54.288		BEST LAP TIME : 54.740		DIFFERENCE : 0.452			
LAP	SECTOR 1	SECTOR 2	LAP TIME	MPH	DIFF	TIME OF DAY	
1 -		22.227	1:01.904	70.24	7.164	12:02:12.797	
2 -	32.940	22.088	55.028	79.02	0.288	12:03:07.825	
3 -	32.200	22.821	55.021	79.03	0.281	12:04:02.846	
4 -	32.436	22.426	54.862 (3)	79.26	0.122	12:04:57.708	
5 -	32.897	22.444	55.341	78.57	0.601	12:05:53.049	
6 -	32.629	22.111	54.740 (1)	79.44		12:06:47.789	
7 -	34.922	22.400	57.322	75.86	2.582	12:07:45.111	
8 -	32.515	22.312	54.827 (2)	79.31	0.087	12:08:39.938	
9 -	32.543	22.514	55.057	78.98	0.317	12:09:34.995	
10 -	32.384	22.825	55.209	78.76	0.469	12:10:30.204	
11 -	32.721	22.652	55.373	78.53	0.633	12:11:25.577	
12 -	32.500	22.608	55.108	78.91	0.368	12:12:20.685	

BMCR-CMRO Championships 2025 - Rnd 1 @ Brands Hatch Indy

DFDS Seaways Yamaha Past Masters

RACE 6 - SECTOR ANALYSIS



SECTOR 1 = FL to I1, SECTOR 2 = I1 to FL, DIFF = Difference To Personal Best Lap, P = Crossed Finish Line in Pit Lane, D = Time Disallowed

P4 15		Billy PERKINS		Yamaha TZR 250 - Ashford Tarmac / Barking Mad About Animal		
IDEAL LAP TIME : 53.669		BEST LAP TIME : 53.669		DIFFERENCE : 0.000		
LAP	SECTOR 1	SECTOR 2	LAP TIME	MPH	DIFF	TIME OF DAY
1 -		22.436	1:01.634	70.55	7.965	12:02:12.527
2 -	32.959	22.278	55.237	78.72	1.568	12:03:07.764
3 -	32.437	22.049	54.486 (3)	79.81	0.817	12:04:02.250
4 -	32.563	22.228	54.791	79.36	1.122	12:04:57.041
5 -	32.847	22.281	55.128	78.88	1.459	12:05:52.169
6 -	32.415	22.188	54.603	79.64	0.934	12:06:46.772
7 -	33.220	22.183	55.403	78.49	1.734	12:07:42.175
8 -	32.673	22.038	54.711	79.48	1.042	12:08:36.886
9 -	32.396	22.095	54.491	79.80	0.822	12:09:31.377
10 -	32.494	22.162	54.656	79.56	0.987	12:10:26.033
11 -	32.193	21.941	54.134 (2)	80.33	0.465	12:11:20.167
12 -	31.828	21.841	53.669 (1)	81.02		12:12:13.836

P5 57		Geoff MOOK		Yamaha TZR 250 -		
IDEAL LAP TIME : 54.247		BEST LAP TIME : 54.623		DIFFERENCE : 0.376		
LAP	SECTOR 1	SECTOR 2	LAP TIME	MPH	DIFF	TIME OF DAY
1 -		22.836	1:03.865	68.09	9.242	12:02:14.758
2 -	32.867	22.146	55.013 (2)	79.04	0.390	12:03:09.771
3 -	32.716	22.456	55.172	78.81	0.549	12:04:04.943
4 -	33.408	22.339	55.747	78.00	1.124	12:05:00.690
5 -	35.370	22.674	58.044	74.91	3.421	12:05:58.734
6 -	32.886	22.592	55.478	78.38	0.855	12:06:54.212
7 -	32.931	22.455	55.386	78.51	0.763	12:07:49.598
8 -	32.688	21.935	54.623 (1)	79.61		12:08:44.221
9 -	32.488	22.770	55.258	78.69	0.635	12:09:39.479
10 -	33.392	22.298	55.690	78.08	1.067	12:10:35.169
11 -	32.312	22.713	55.025 (3)	79.02	0.402	12:11:30.194
12 -	32.791	22.440	55.231	78.73	0.608	12:12:25.425

P6 30		Alan COOPER		Yamaha TZR 250 - Twistgrip Motorcycles		
IDEAL LAP TIME : 54.379		BEST LAP TIME : 54.379		DIFFERENCE : 0.000		
LAP	SECTOR 1	SECTOR 2	LAP TIME	MPH	DIFF	TIME OF DAY
1 -		22.422	1:02.697	69.35	8.318	12:02:13.590
2 -	33.525	22.317	55.842	77.87	1.463	12:03:09.432
3 -	33.314	22.229	55.543	78.29	1.164	12:04:04.975
4 -	32.875	22.150	55.025 (3)	79.02	0.646	12:05:00.000
5 -	35.627	22.533	58.160	74.76	3.781	12:05:58.160
6 -	33.281	22.472	55.753	77.99	1.374	12:06:53.913
7 -	33.837	22.138	55.975	77.68	1.596	12:07:49.888
8 -	33.331	22.187	55.518	78.32	1.139	12:08:45.406
9 -	32.659	22.157	54.816 (2)	79.33	0.437	12:09:40.222
10 -	33.292	22.549	55.841	77.87	1.462	12:10:36.063
11 -	32.957	22.279	55.236	78.72	0.857	12:11:31.299
12 -	32.246	22.133	54.379 (1)	79.96		12:12:25.678

BMCR-CMRO Championships 2025 - Rnd 1 @ Brands Hatch Indy

DFDS Seaways Yamaha Past Masters

RACE 6 - SECTOR ANALYSIS



SECTOR 1 = FL to I1, SECTOR 2 = I1 to FL, DIFF = Difference To Personal Best Lap, P = Crossed Finish Line in Pit Lane, D = Time Disallowed

P7 4 Denis HALIL		Yamaha TZR 250 - D & A Autos				
IDEAL LAP TIME : 54.846		BEST LAP TIME : 54.893		DIFFERENCE : 0.047		
LAP	SECTOR 1	SECTOR 2	LAP TIME	MPH	DIFF	TIME OF DAY
1 -		22.629	1:03.459	68.52	8.566	12:02:14.352
2 -	33.910	22.463	56.373	77.13	1.480	12:03:10.725
3 -	33.001	22.010	55.011 (3)	79.04	0.118	12:04:05.736
4 -	32.959	21.968	54.927 (2)	79.17	0.034	12:05:00.663
5 -	35.590	22.564	58.154	74.77	3.261	12:05:58.817
6 -	33.788	22.496	56.284	77.26	1.391	12:06:55.101
7 -	32.990	22.122	55.112	78.90	0.219	12:07:50.213
8 -	33.320	22.026	55.346	78.57	0.453	12:08:45.559
9 -	33.000	22.159	55.159	78.83	0.266	12:09:40.718
10 -	33.370	22.357	55.727	78.03	0.834	12:10:36.445
11 -	33.401	22.094	55.495	78.36	0.602	12:11:31.940
12 -	32.878	22.015	54.893 (1)	79.21		12:12:26.833

P8 110 C Mark HAIGH		Yamaha TZR 250 - Chesterfield CarClinic/The Tuning Works				
IDEAL LAP TIME : 54.675		BEST LAP TIME : 54.857		DIFFERENCE : 0.182		
LAP	SECTOR 1	SECTOR 2	LAP TIME	MPH	DIFF	TIME OF DAY
1 -		22.769	1:03.233	68.77	8.376	12:02:14.126
2 -	33.766	22.945	56.711	76.68	1.854	12:03:10.837
3 -	33.680	22.301	55.981	77.68	1.124	12:04:06.818
4 -	33.397	22.498	55.895	77.79	1.038	12:05:02.713
5 -	33.949	22.324	56.273	77.27	1.416	12:05:58.986
6 -	33.442	22.779	56.221	77.34	1.364	12:06:55.207
7 -	33.376	22.254	55.630 (2)	78.17	0.773	12:07:50.837
8 -	33.449	22.586	56.035	77.60	1.178	12:08:46.872
9 -	33.767	22.162	55.929	77.75	1.072	12:09:42.801
10 -	33.605	22.123	55.728 (3)	78.03	0.871	12:10:38.529
11 -	33.249	22.570	55.819	77.90	0.962	12:11:34.348
12 -	32.552	22.305	54.857 (1)	79.27		12:12:29.205

P9 43 Adam CARSON		Yamaha TZR 250 - Allspeed exhausts, stinkwheels				
IDEAL LAP TIME : 55.185		BEST LAP TIME : 55.267		DIFFERENCE : 0.082		
LAP	SECTOR 1	SECTOR 2	LAP TIME	MPH	DIFF	TIME OF DAY
1 -		22.599	1:02.721	69.33	7.454	12:02:13.614
2 -	34.299	22.986	57.285	75.91	2.018	12:03:10.899
3 -	33.893	22.777	56.670	76.73	1.403	12:04:07.569
4 -	33.627	22.417	56.044	77.59	0.777	12:05:03.613
5 -	33.725	22.281	56.006	77.64	0.739	12:05:59.619
6 -	33.267	22.676	55.943	77.73	0.676	12:06:55.562
7 -	33.518	22.356	55.874	77.82	0.607	12:07:51.436
8 -	33.283	22.717	56.000	77.65	0.733	12:08:47.436
9 -	33.020	22.247	55.267 (1)	78.68		12:09:42.703
10 -	33.542	22.165	55.707 (3)	78.06	0.440	12:10:38.410
11 -	33.049	22.365	55.414 (2)	78.47	0.147	12:11:33.824
12 -	33.115	22.836	55.951	77.72	0.684	12:12:29.775

BMCR-CMRO Championships 2025 - Rnd 1 @ Brands Hatch Indy

DFDS Seaways Yamaha Past Masters

RACE 6 - SECTOR ANALYSIS



SECTOR 1 = FL to I1, SECTOR 2 = I1 to FL, DIFF = Difference To Personal Best Lap, P = Crossed Finish Line in Pit Lane, D = Time Disallowed

P10 70		Andrew BURSCOUGH		Yamaha YPVS 350 - Mad biker designs/Martitanium			
IDEAL LAP TIME : 55.752		BEST LAP TIME : 56.037		DIFFERENCE : 0.285			
LAP	SECTOR 1	SECTOR 2	LAP TIME	MPH	DIFF	TIME OF DAY	
1 -		22.493	1:04.044	67.89	8.007	12:02:14.937	
2 -	33.493	22.787	56.280	77.26	0.243	12:03:11.217	
3 -	33.797	22.660	56.457	77.02	0.420	12:04:07.674	
4 -	33.735	22.542	56.277 (3)	77.27	0.240	12:05:03.951	
5 -	33.876	22.353	56.229 (2)	77.33	0.192	12:06:00.180	
6 -	33.710	22.811	56.521	76.93	0.484	12:06:56.701	
7 -	33.399	22.638	56.037 (1)	77.60		12:07:52.738	
8 -	34.123	22.779	56.902	76.42	0.865	12:08:49.640	
9 -	33.889	22.845	56.734	76.64	0.697	12:09:46.374	
10 -	33.707	22.751	56.458	77.02	0.421	12:10:42.832	
11 -	34.118	22.622	56.740	76.64	0.703	12:11:39.572	
12 -	34.498	23.201	57.699	75.36	1.662	12:12:37.271	

P11 6 C		Alan BUSHELL		Yamaha TZR 250 - Moonraker Motorcycles			
IDEAL LAP TIME : 55.817		BEST LAP TIME : 55.817		DIFFERENCE : 0.000			
LAP	SECTOR 1	SECTOR 2	LAP TIME	MPH	DIFF	TIME OF DAY	
1 -		22.872	1:05.140	66.75	9.323	12:02:16.033	
2 -	34.050	22.908	56.958	76.34	1.141	12:03:12.991	
3 -	33.805	23.241	57.046	76.22	1.229	12:04:10.037	
4 -	33.956	22.841	56.797	76.56	0.980	12:05:06.834	
5 -	34.535	23.954	58.489	74.34	2.672	12:06:05.323	
6 -	33.499	23.081	56.580	76.85	0.763	12:07:01.903	
7 -	34.283	23.511	57.794	75.24	1.977	12:07:59.697	
8 -	34.200	23.032	57.232	75.98	1.415	12:08:56.929	
9 -	34.056	22.859	56.915	76.40	1.098	12:09:53.844	
10 -	33.223	22.594	55.817 (1)	77.90		12:10:49.661	
11 -	33.610	22.755	56.365 (2)	77.15	0.548	12:11:46.026	
12 -	33.609	22.781	56.390 (3)	77.11	0.573	12:12:42.416	

P12 100		Max MACRAE		Yamaha TZR 250 - www.ypmrc.co.uk			
IDEAL LAP TIME : 56.028		BEST LAP TIME : 56.147		DIFFERENCE : 0.119			
LAP	SECTOR 1	SECTOR 2	LAP TIME	MPH	DIFF	TIME OF DAY	
1 -		23.871	1:06.667	65.22	10.520	12:02:17.560	
2 -	34.490	22.763	57.253	75.95	1.106	12:03:14.813	
3 -	34.030	22.509	56.539	76.91	0.392	12:04:11.352	
4 -	33.684	22.655	56.339 (2)	77.18	0.192	12:05:07.691	
5 -	34.133	23.529	57.662	75.41	1.515	12:06:05.353	
6 -	33.942	23.439	57.381	75.78	1.234	12:07:02.734	
7 -	34.191	23.004	57.195	76.03	1.048	12:07:59.929	
8 -	33.889	23.255	57.144	76.09	0.997	12:08:57.073	
9 -	35.743	22.696	58.439	74.41	2.292	12:09:55.512	
10 -	33.950	22.665	56.615	76.81	0.468	12:10:52.127	
11 -	33.619	22.779	56.398 (3)	77.10	0.251	12:11:48.525	
12 -	33.519	22.628	56.147 (1)	77.45		12:12:44.672	

BMCRC-MRO Championships 2025 - Rnd 1 @ Brands Hatch Indy

DFDS Seaways Yamaha Past Masters

RACE 6 - SECTOR ANALYSIS



SECTOR 1 = FL to I1, SECTOR 2 = I1 to FL, DIFF = Difference To Personal Best Lap, P = Crossed Finish Line in Pit Lane, D = Time Disallowed

P13 166 R Tom RIDLEY		Yamaha TZR 250 - Chamery Hall Roundhouses				
IDEAL LAP TIME : 55.922		BEST LAP TIME : 56.128		DIFFERENCE : 0.206		
LAP	SECTOR 1	SECTOR 2	LAP TIME	MPH	DIFF	TIME OF DAY
1 -		23.257	1:05.854	66.03	9.726	12:02:16.747
2 -	34.543	23.162	57.705	75.35	1.577	12:03:14.452
3 -	34.936	22.881	57.817	75.21	1.689	12:04:12.269
4 -	33.726	22.574	56.300 (2)	77.23	0.172	12:05:08.569
5 -	33.535	23.482	57.017	76.26	0.889	12:06:05.586
6 -	33.989	23.106	57.095	76.16	0.967	12:07:02.681
7 -	34.331	23.267	57.598	75.49	1.470	12:08:00.279
8 -	33.883	23.132	57.015	76.27	0.887	12:08:57.294
9 -	34.868	22.765	57.633	75.45	1.505	12:09:54.927
10 -	33.741	22.387	56.128 (1)	77.47		12:10:51.055
11 -	33.897	23.218	57.115	76.13	0.987	12:11:48.170
12 -	34.001	22.804	56.805 (3)	76.55	0.677	12:12:44.975

P14 85 Andrew WALES		Yamaha TZR 250 - Show Control International				
IDEAL LAP TIME : 55.620		BEST LAP TIME : 55.647		DIFFERENCE : 0.027		
LAP	SECTOR 1	SECTOR 2	LAP TIME	MPH	DIFF	TIME OF DAY
1 -		23.489	1:06.086	65.80	10.439	12:02:16.979
2 -	33.786	22.950	56.736	76.64	1.089	12:03:13.715
3 -	33.800	22.856	56.656 (3)	76.75	1.009	12:04:10.371
4 -	33.863	23.007	56.870	76.46	1.223	12:05:07.241
5 -	34.495	23.507	58.002	74.97	2.355	12:06:05.243
6 -	33.958	23.165	57.123	76.12	1.476	12:07:02.366
7 -	33.998	23.625	57.623	75.46	1.976	12:07:59.989
8 -	34.062	23.065	57.127	76.12	1.480	12:08:57.116
9 -	36.187	23.095	59.282	73.35	3.635	12:09:56.398
10 -	33.252	22.395	55.647 (1)	78.14		12:10:52.045
11 -	33.828	23.290	57.118	76.13	1.471	12:11:49.163
12 -	33.225	22.655	55.880 (2)	77.82	0.233	12:12:45.043

P15 64 C Iain DAVIS		Yamaha TZR 250 -				
IDEAL LAP TIME : 55.871		BEST LAP TIME : 55.940		DIFFERENCE : 0.069		
LAP	SECTOR 1	SECTOR 2	LAP TIME	MPH	DIFF	TIME OF DAY
1 -		23.796	1:06.532	65.36	10.592	12:02:17.425
2 -	34.915	22.976	57.891	75.11	1.951	12:03:15.316
3 -	34.208	22.935	57.143	76.10	1.203	12:04:12.459
4 -	34.273	22.917	57.190	76.03	1.250	12:05:09.649
5 -	33.844	23.125	56.969	76.33	1.029	12:06:06.618
6 -	34.050	22.607	56.657 (3)	76.75	0.717	12:07:03.275
7 -	34.211	22.904	57.115	76.13	1.175	12:08:00.390
8 -	34.192	22.972	57.164	76.07	1.224	12:08:57.554
9 -	35.210	22.833	58.043	74.92	2.103	12:09:55.597
10 -	33.619	22.321	55.940 (1)	77.73		12:10:51.537
11 -	34.377	23.050	57.427	75.72	1.487	12:11:48.964
12 -	33.550	22.742	56.292 (2)	77.25	0.352	12:12:45.256

BMCR-CRO Championships 2025 - Rnd 1 @ Brands Hatch Indy

DFDS Seaways Yamaha Past Masters

RACE 6 - SECTOR ANALYSIS



SECTOR 1 = FL to I1, SECTOR 2 = I1 to FL, DIFF = Difference To Personal Best Lap, P = Crossed Finish Line in Pit Lane, D = Time Disallowed

P16 60		Danny GOUGH		Yamaha TZR 250 - G Force Motorcycles			
IDEAL LAP TIME : 55.475		BEST LAP TIME : 55.976		DIFFERENCE : 0.501			
LAP	SECTOR 1	SECTOR 2	LAP TIME	MPH	DIFF	TIME OF DAY	
1 -		23.600	1:07.501	64.42	11.525	12:02:18.394	
2 -	35.490	22.561	58.051	74.91	2.075	12:03:16.445	
3 -	34.825	23.268	58.093	74.85	2.117	12:04:14.538	
4 -	34.264	22.532	56.796	76.56	0.820	12:05:11.334	
5 -	34.832	22.705	57.537	75.57	1.561	12:06:08.871	
6 -	34.787	23.094	57.881	75.13	1.905	12:07:06.752	
7 -	34.451	22.728	57.179	76.05	1.203	12:08:03.931	
8 -	33.816	22.700	56.516	76.94	0.540	12:09:00.447	
9 -	33.490	22.541	56.031 (2)	77.61	0.055	12:09:56.478	
10 -	34.102	22.607	56.709	76.68	0.733	12:10:53.187	
11 -	33.351	23.032	56.383 (3)	77.12	0.407	12:11:49.570	
12 -	33.852	22.124	55.976 (1)	77.68		12:12:45.546	

P17 29		Derek CRIPPS		Yamaha TZR 250 - Team FBR			
IDEAL LAP TIME : 56.061		BEST LAP TIME : 56.624		DIFFERENCE : 0.563			
LAP	SECTOR 1	SECTOR 2	LAP TIME	MPH	DIFF	TIME OF DAY	
1 -		23.254	1:05.087	66.81	8.463	12:02:15.980	
2 -	34.601	23.052	57.653	75.42	1.029	12:03:13.633	
3 -	34.295	23.088	57.383	75.78	0.759	12:04:11.016	
4 -	34.157	22.912	57.069	76.19	0.445	12:05:08.085	
5 -	34.047	24.183	58.230	74.67	1.606	12:06:06.315	
6 -	33.688	23.021	56.709 (2)	76.68	0.085	12:07:03.024	
7 -	34.305	23.186	57.491	75.63	0.867	12:08:00.515	
8 -	34.510	23.131	57.641	75.44	1.017	12:08:58.156	
9 -	34.890	23.127	58.017	74.95	1.393	12:09:56.173	
10 -	33.909	22.806	56.715 (3)	76.67	0.091	12:10:52.888	
11 -	33.472	23.412	56.884	76.44	0.260	12:11:49.772	
12 -	34.035	22.589	56.624 (1)	76.79		12:12:46.396	

P18 34 C		Paul NIELD		Yamaha TZR 250 - Ridesure			
IDEAL LAP TIME : 56.592		BEST LAP TIME : 56.632		DIFFERENCE : 0.040			
LAP	SECTOR 1	SECTOR 2	LAP TIME	MPH	DIFF	TIME OF DAY	
1 -		23.692	1:06.865	65.03	10.233	12:02:17.758	
2 -	34.459	22.827	57.286	75.91	0.654	12:03:15.044	
3 -	34.124	23.005	57.129	76.11	0.497	12:04:12.173	
4 -	33.858	23.381	57.239	75.97	0.607	12:05:09.412	
5 -	33.909	23.287	57.196	76.02	0.564	12:06:06.608	
6 -	34.134	23.174	57.308	75.88	0.676	12:07:03.916	
7 -	34.348	23.007	57.355	75.81	0.723	12:08:01.271	
8 -	34.108	22.865	56.973 (3)	76.32	0.341	12:08:58.244	
9 -	34.998	23.037	58.035	74.93	1.403	12:09:56.279	
10 -	34.224	22.876	57.100	76.15	0.468	12:10:53.379	
11 -	33.794	23.119	56.913 (2)	76.40	0.281	12:11:50.292	
12 -	33.765	22.867	56.632 (1)	76.78		12:12:46.924	

BMCR-CMRO Championships 2025 - Rnd 1 @ Brands Hatch Indy

DFDS Seaways Yamaha Past Masters

RACE 6 - SECTOR ANALYSIS



SECTOR 1 = FL to I1, SECTOR 2 = I1 to FL, DIFF = Difference To Personal Best Lap, P = Crossed Finish Line in Pit Lane, D = Time Disallowed

P19 27		Richard HAYWARD		Yamaha TZR 250 - BC vehicle repairs/ Snap on Tools			
IDEAL LAP TIME : 56.649		BEST LAP TIME : 56.649		DIFFERENCE : 0.000			
LAP	SECTOR 1	SECTOR 2	LAP TIME	MPH	DIFF	TIME OF DAY	
1 -		23.013	1:04.977	66.92	8.328	12:02:15.870	
2 -	34.041	22.975	57.016 (3)	76.26	0.367	12:03:12.886	
3 -	33.728	22.977	56.705 (2)	76.68	0.056	12:04:09.591	
4 -	33.956	23.180	57.136	76.10	0.487	12:05:06.727	
5 -	34.456	23.308	57.764	75.28	1.115	12:06:04.491	
6 -	34.114	23.068	57.182	76.04	0.533	12:07:01.673	
7 -	34.334	23.263	57.597	75.50	0.948	12:07:59.270	
8 -	34.214	22.998	57.212	76.00	0.563	12:08:56.482	
9 -	34.250	23.025	57.275	75.92	0.626	12:09:53.757	
10 -	33.678	22.971	56.649 (1)	76.76		12:10:50.406	
11 -	35.071	23.415	58.486	74.35	1.837	12:11:48.892	
12 -	35.189	25.393	1:00.582	71.78	3.933	12:12:49.474	

P20 333 C		Mark STUBBERFIELD		Yamaha TZR 250 - Polished concrete London			
IDEAL LAP TIME : 56.727		BEST LAP TIME : 56.727		DIFFERENCE : 0.000			
LAP	SECTOR 1	SECTOR 2	LAP TIME	MPH	DIFF	TIME OF DAY	
1 -		23.787	1:07.361	64.55	10.634	12:02:18.254	
2 -	34.802	23.193	57.995	74.98	1.268	12:03:16.249	
3 -	34.680	22.905	57.585	75.51	0.858	12:04:13.834	
4 -	34.480	22.925	57.405	75.75	0.678	12:05:11.239	
5 -	34.679	22.886	57.565	75.54	0.838	12:06:08.804	
6 -	34.622	23.240	57.862	75.15	1.135	12:07:06.666	
7 -	35.098	22.677	57.775	75.26	1.048	12:08:04.441	
8 -	34.441	22.890	57.331 (3)	75.85	0.604	12:09:01.772	
9 -	34.341	23.229	57.570	75.53	0.843	12:09:59.342	
10 -	34.354	22.926	57.280 (2)	75.91	0.553	12:10:56.622	
11 -	34.556	23.101	57.657	75.42	0.930	12:11:54.279	
12 -	34.337	22.390	56.727 (1)	76.65		12:12:51.006	

P21 72 C		John HAMILTON		Yamaha TZR 250 - LW Racing			
IDEAL LAP TIME : 56.578		BEST LAP TIME : 56.711		DIFFERENCE : 0.133			
LAP	SECTOR 1	SECTOR 2	LAP TIME	MPH	DIFF	TIME OF DAY	
1 -		23.637	1:07.223	64.68	10.512	12:02:18.116	
2 -	34.837	23.128	57.965	75.02	1.254	12:03:16.081	
3 -	34.919	23.389	58.308	74.57	1.597	12:04:14.389	
4 -	34.564	22.828	57.392	75.77	0.681	12:05:11.781	
5 -	34.788	22.672	57.460	75.68	0.749	12:06:09.241	
6 -	34.909	22.875	57.784	75.25	1.073	12:07:07.025	
7 -	35.070	22.837	57.907	75.09	1.196	12:08:04.932	
8 -	34.476	22.790	57.266 (3)	75.93	0.555	12:09:02.198	
9 -	34.460	22.984	57.444	75.70	0.733	12:09:59.642	
10 -	34.578	22.573	57.151 (2)	76.08	0.440	12:10:56.793	
11 -	34.552	23.027	57.579	75.52	0.868	12:11:54.372	
12 -	34.005	22.706	56.711 (1)	76.68		12:12:51.083	

BMCRC-MRO Championships 2025 - Rnd 1 @ Brands Hatch Indy

DFDS Seaways Yamaha Past Masters

RACE 6 - SECTOR ANALYSIS



SECTOR 1 = FL to I1, SECTOR 2 = I1 to FL, DIFF = Difference To Personal Best Lap, P = Crossed Finish Line in Pit Lane, D = Time Disallowed

P22 58 C		Ian STANLEY		Yamaha TZR 250 - Twistgrip Motorcycles		
IDEAL LAP TIME : 57.378		BEST LAP TIME : 57.415		DIFFERENCE : 0.037		
LAP	SECTOR 1	SECTOR 2	LAP TIME	MPH	DIFF	TIME OF DAY
1 -		24.196	1:09.623	62.45	12.208	12:02:20.516
2 -	35.238	23.586	58.824	73.92	1.409	12:03:19.340
3 -	35.540	23.322	58.862	73.87	1.447	12:04:18.202
4 -	35.459	24.201	59.660	72.88	2.245	12:05:17.862
5 -	34.526	23.371	57.897 (2)	75.10	0.482	12:06:15.759
6 -	35.753	25.803	1:01.556	70.64	4.141	12:07:17.315
7 -	35.350	23.124	58.474 (3)	74.36	1.059	12:08:15.789
8 -	37.126	24.060	1:01.186	71.07	3.771	12:09:16.975
9 -	35.471	23.538	59.009	73.69	1.594	12:10:15.984
10 -	35.317	23.828	59.145	73.52	1.730	12:11:15.129
11 -	34.563	22.852	57.415 (1)	75.73		12:12:12.544
12 -	36.078	23.643	59.721	72.81	2.306	12:13:12.265

P23 11 R		Paul GILES		Yamaha TZR 250 - Taymar Racing		
IDEAL LAP TIME : 58.299		BEST LAP TIME : 58.381		DIFFERENCE : 0.082		
LAP	SECTOR 1	SECTOR 2	LAP TIME	MPH	DIFF	TIME OF DAY
1 -		24.203	1:09.095	62.93	10.714	12:02:19.988
2 -	35.328	23.895	59.223	73.42	0.842	12:03:19.211
3 -	35.016	24.164	59.180	73.48	0.799	12:04:18.391
4 -	35.714	24.202	59.916	72.57	1.535	12:05:18.307
5 -	35.040	23.341	58.381 (1)	74.48		12:06:16.688
6 -	35.465	25.445	1:00.910	71.39	2.529	12:07:17.598
7 -	36.092	23.651	59.743	72.78	1.362	12:08:17.341
8 -	35.704	24.501	1:00.205	72.22	1.824	12:09:17.546
9 -	35.231	23.693	58.924 (3)	73.80	0.543	12:10:16.470
10 -	35.066	23.997	59.063	73.62	0.682	12:11:15.533
11 -	34.958	23.506	58.464 (2)	74.38	0.083	12:12:13.997

P24 46 C		Kevin MARSHALL		Yamaha TZR 250 - Stacey Processing		
IDEAL LAP TIME : 59.016		BEST LAP TIME : 59.016		DIFFERENCE : 0.000		
LAP	SECTOR 1	SECTOR 2	LAP TIME	MPH	DIFF	TIME OF DAY
1 -		25.992	1:13.116	59.47	14.100	12:02:24.009
2 -	38.107	24.280	1:02.387	69.70	3.371	12:03:26.396
3 -	36.283	24.993	1:01.276	70.96	2.260	12:04:27.672
4 -	37.670	24.648	1:02.318	69.78	3.302	12:05:29.990
5 -	35.858	24.540	1:00.398	71.99	1.382	12:06:30.388
6 -	36.054	24.205	1:00.259	72.16	1.243	12:07:30.647
7 -	35.425	24.416	59.841 (3)	72.66	0.825	12:08:30.488
8 -	36.536	24.147	1:00.683	71.66	1.667	12:09:31.171
9 -	35.659	24.062	59.721 (2)	72.81	0.705	12:10:30.892
10 -	35.534	24.417	59.951	72.53	0.935	12:11:30.843
11 -	35.366	23.650	59.016 (1)	73.68		12:12:29.859

P25 67 C		Mark BAILEY		Yamaha TZR 250 - Elite Air conditioning Ltd. Hydroflow plumbing		
IDEAL LAP TIME : 1:00.655		BEST LAP TIME : 1:00.946		DIFFERENCE : 0.291		
LAP	SECTOR 1	SECTOR 2	LAP TIME	MPH	DIFF	TIME OF DAY
1 -		25.269	1:12.318	60.13	11.372	12:02:23.211
2 -	36.726	24.579	1:01.305 (3)	70.93	0.359	12:03:24.516
3 -	37.990	24.493	1:02.483	69.59	1.537	12:04:26.999
4 -	38.006	24.705	1:02.711	69.34	1.765	12:05:29.710
5 -	37.149	24.206	1:01.355	70.87	0.409	12:06:31.065
6 -	36.941	24.147	1:01.088 (2)	71.18	0.142	12:07:32.153
7 -	36.583	24.363	1:00.946 (1)	71.35		12:08:33.099
8 -	37.386	25.536	1:02.922	69.11	1.976	12:09:36.021
9 -	37.252	24.072	1:01.324	70.91	0.378	12:10:37.345
10 -	37.288	24.675	1:01.963	70.18	1.017	12:11:39.308
11 -	37.692	24.479	1:02.171	69.94	1.225	12:12:41.479

BMCR-CMRO Championships 2025 - Rnd 1 @ Brands Hatch Indy

DFDS Seaways Yamaha Past Masters

RACE 6 - SECTOR ANALYSIS



SECTOR 1 = FL to I1, SECTOR 2 = I1 to FL, DIFF = Difference To Personal Best Lap, P = Crossed Finish Line in Pit Lane, D = Time Disallowed

P26 42 C		Martin PEARSON		Yamaha TZR 250 -		
IDEAL LAP TIME : 1:00.815		BEST LAP TIME : 1:01.003		DIFFERENCE : 0.188		
LAP	SECTOR 1	SECTOR 2	LAP TIME	MPH	DIFF	TIME OF DAY
1 -		25.621	1:13.208	59.40	12.205	12:02:24.101
2 -	38.230	25.390	1:03.620	68.35	2.617	12:03:27.721
3 -	37.134	24.838	1:01.972	70.17	0.969	12:04:29.693
4 -	37.919	24.730	1:02.649	69.41	1.646	12:05:32.342
5 -	37.625	24.818	1:02.443	69.64	1.440	12:06:34.785
6 -	37.057	24.727	1:01.784	70.38	0.781	12:07:36.569
7 -	37.100	24.951	1:02.051	70.08	1.048	12:08:38.620
8 -	36.828	24.491	1:01.319 (3)	70.91	0.316	12:09:39.939
9 -	37.360	25.859	1:03.219	68.78	2.216	12:10:43.158
10 -	36.488	24.586	1:01.074 (2)	71.20	0.071	12:11:44.232
11 -	36.676	24.327	1:01.003 (1)	71.28		12:12:45.235

P27 62 C		David PATERSON		Yamaha TZR 250 - The love of a good woman / Boomarang Dav		
IDEAL LAP TIME : 1:03.731		BEST LAP TIME : 1:04.221		DIFFERENCE : 0.490		
LAP	SECTOR 1	SECTOR 2	LAP TIME	MPH	DIFF	TIME OF DAY
1 -		25.757	1:12.405	60.05	8.184	12:02:23.298
2 -	38.779	25.442	1:04.221 (1)	67.71		12:03:27.519
3 -	39.372	25.547	1:04.919	66.98	0.698	12:04:32.438
4 -	39.768	26.087	1:05.855	66.03	1.634	12:05:38.293
5 -	38.495	26.479	1:04.974	66.92	0.753	12:06:43.267
6 -	40.064	25.493	1:05.557	66.33	1.336	12:07:48.824
7 -	39.373	25.681	1:05.054	66.84	0.833	12:08:53.878
8 -	39.925	26.293	1:06.218	65.67	1.997	12:10:00.096
9 -	38.289	26.182	1:04.471 (2)	67.45	0.250	12:11:04.567
10 -	38.643	26.208	1:04.851 (3)	67.05	0.630	12:12:09.418
11 -	39.019	26.614	1:05.633	66.25	1.412	12:13:15.051

P28 20 C		Sara Sophie OSTERHOLZER		Yamaha TZR 250 - JB Motorcycles		
IDEAL LAP TIME : 1:07.318		BEST LAP TIME : 1:07.988		DIFFERENCE : 0.670		
LAP	SECTOR 1	SECTOR 2	LAP TIME	MPH	DIFF	TIME OF DAY
1 -		27.180	1:17.663	55.99	9.675	12:02:28.556
2 -	41.757	26.798	1:08.555	63.43	0.567	12:03:37.111
3 -	41.300	27.097	1:08.397 (3)	63.57	0.409	12:04:45.508
4 -	42.357	26.870	1:09.227	62.81	1.239	12:05:54.735
5 -	41.171	27.228	1:08.399	63.57	0.411	12:07:03.134
6 -	41.485	27.198	1:08.683	63.31	0.695	12:08:11.817
7 -	41.547	27.136	1:08.683	63.31	0.695	12:09:20.500
8 -	41.493	26.933	1:08.426	63.55	0.438	12:10:28.926
9 -	40.759	27.229	1:07.988 (1)	63.96		12:11:36.914
10 -	41.620	26.559	1:08.179 (2)	63.78	0.191	12:12:45.093

P29 2 C		Paul FIRTH		Yamaha TZR 250 - Joanne Porter		
IDEAL LAP TIME : 1:06.407		BEST LAP TIME : 1:06.623		DIFFERENCE : 0.216		
LAP	SECTOR 1	SECTOR 2	LAP TIME	MPH	DIFF	TIME OF DAY
1 -		29.388	1:22.290	52.84	15.667	12:02:33.183
2 -	43.184	28.881	1:12.065	60.34	5.442	12:03:45.248
3 -	43.016	28.280	1:11.296	60.99	4.673	12:04:56.544
4 -	43.663	28.210	1:11.873	60.50	5.250	12:06:08.417
5 -	41.983	28.177	1:10.160	61.98	3.537	12:07:18.577
6 -	41.720	27.734	1:09.454	62.61	2.831	12:08:28.031
7 -	40.956	27.433	1:08.389	63.58	1.766	12:09:36.420
8 -	40.435	26.519	1:06.954 (2)	64.94	0.331	12:10:43.374
9 -	40.292	26.923	1:07.215 (3)	64.69	0.592	12:11:50.589
10 -	39.888	26.735	1:06.623 (1)	65.27		12:12:57.212

BMCRC-MRO Championships 2025 - Rnd 1 @ Brands Hatch Indy

DFDS Seaways Yamaha Past Masters

RACE 6 - SECTOR ANALYSIS



SECTOR 1 = FL to I1, SECTOR 2 = I1 to FL, DIFF = Difference To Personal Best Lap, P = Crossed Finish Line in Pit Lane, D = Time Disallowed

P30		9 C		David MACKENZIE		Yamaha TZR 250 -	
IDEAL LAP TIME : 58.122		BEST LAP TIME : 58.122		DIFFERENCE : 0.000			
LAP	SECTOR 1	SECTOR 2	LAP TIME	MPH	DIFF	TIME OF DAY	
1 -		24.176	1:08.286	63.68	10.164	12:02:19.179	
2 -	35.072	23.504	58.576	74.23	0.454	12:03:17.755	
3 -	34.757	23.365	58.122 (1)	74.81		12:04:15.877	
4 -	34.864	23.500	58.364 (3)	74.50	0.242	12:05:14.241	
5 -	34.921	23.369	58.290 (2)	74.60	0.168	12:06:12.531	

P31		73 C		Colvin TURNER		Yamaha TZR 250 -	
IDEAL LAP TIME : 58.100		BEST LAP TIME : 58.100		DIFFERENCE : 0.000			
LAP	SECTOR 1	SECTOR 2	LAP TIME	MPH	DIFF	TIME OF DAY	
1 -		23.948	1:07.739	64.19	9.639	12:02:18.632	
2 -	35.440	23.065	58.505 (2)	74.32	0.405	12:03:17.137	
3 -	35.091	23.009	58.100 (1)	74.84		12:04:15.237	

P32		74		Paul WHITBY		Yamaha TZR 250 - Greybridge Ltd	
IDEAL LAP TIME : 1:00.849		BEST LAP TIME :		DIFFERENCE :			
LAP	SECTOR 1	SECTOR 2	LAP TIME	MPH	DIFF	TIME OF DAY	
1 -		24.019	1:07.156	64.75		12:02:18.049	

BMCRC-MRO Championships 2025 - Rnd 1 @ Brands Hatch Indy

DFDS Seaways Yamaha Past Masters

RACE 6 - BEST SECTORS

POS	SECTOR 1		SECTOR 2		IDEAL / BEST COMPARISON			IDEAL	BEST	DIFF
	NO	TIME	NO	TIME	POS	NO	NAME			
								PERFECT LAP	53.584	
1	15	31.828	8	21.756	1	15	PERKINS	53.669	53.669	0.000
2	99	32.114	15	21.841	2	99	HOGAN	53.976	53.976	0.000
3	26	32.200	99	21.862	3	8	BALL	54.009	54.058	0.049
4	30	32.246	57	21.935	4	57	MOOK	54.247	54.623	0.376
5	8	32.253	4	21.968	5	26	LEE	54.288	54.740	0.452
6	57	32.312	26	22.088	6	30	COOPER	54.379	54.379	0.000
7	110	32.552	110	22.123	7	110	HAIGH	54.675	54.857	0.182
8	4	32.878	60	22.124	8	4	HALIL	54.846	54.893	0.047
9	43	33.020	30	22.133	9	43	CARSON	55.185	55.267	0.082
10	6	33.223	43	22.165	10	60	GOUGH	55.475	55.976	0.501
11	85	33.225	64	22.321	11	85	WALES	55.620	55.647	0.027
12	60	33.351	70	22.353	12	70	BURSCOUGH	55.752	56.037	0.285
13	70	33.399	166	22.387	13	6	BUSHELL	55.817	55.817	0.000
14	29	33.472	333	22.390	14	64	DAVIS	55.871	55.940	0.069
15	100	33.519	85	22.395	15	166	RIDLEY	55.922	56.128	0.206
16	166	33.535	100	22.509	16	100	MACRAE	56.028	56.147	0.119
17	64	33.550	72	22.573	17	29	CRIPPS	56.061	56.624	0.563
18	27	33.678	29	22.589	18	72	HAMILTON	56.578	56.711	0.133
19	34	33.765	6	22.594	19	34	NIELD	56.592	56.632	0.040
20	72	34.005	34	22.827	20	27	HAYWARD	56.649	56.649	0.000
21	333	34.337	58	22.852	21	333	STUBBERFIELD	56.727	56.727	0.000
22	58	34.526	27	22.971	22	58	STANLEY	57.378	57.415	0.037
23	9	34.757	73	23.009	23	73	TURNER	58.100	58.100	0.000
24	11	34.958	11	23.341	24	9	MACKENZIE	58.122	58.122	0.000
25	73	35.091	9	23.365	25	11	GILES	58.299	58.381	0.082
26	46	35.366	46	23.650	26	46	MARSHALL	59.016	59.016	0.000
27	42	36.488	74	24.019	27	67	BAILEY	1:00.655	1:00.946	0.291
28	67	36.583	67	24.072	28	42	PEARSON	1:00.815	1:01.003	0.188
29	74	36.830	42	24.327	29	74	WHITBY			
30	62	38.289	62	25.442	30	62	PATERSON	1:03.731	1:04.221	0.490
31	2	39.888	2	26.519	31	2	FIRTH	1:06.407	1:06.623	0.216
32	20	40.759	20	26.559	32	20	OSTERHOLZER	1:07.318	1:07.988	0.670

BMCRC-MRO Championships 2025 - Rnd 1 @ Brands Hatch Indy

DFDS Seaways Yamaha Past Masters

RACE 6 - STATISTICS

Competitors Started 32
Planned Start 2025-03-16 @ 12:00:00.000
Actual Start 2025-03-16 @ 12:01:10.892
Finish Time 2025-03-16 @ 12:12:13.835
Track Length 1.2079mi.
Total Laps 348
Total Distance Covered 420.3650mi.

Session Fastest Lap History

NO	CL	NAME	LAP TIME	TIME OF DAY	LAP	VEHICLE
8		David BALL	55.283	12:03:06.532	2	Yamaha TZR 250
99		Calvin HOGAN	54.597	12:03:07.199	2	Yamaha TZR 250
15		Billy PERKINS	54.486	12:04:02.267	3	Yamaha TZR 250
8		David BALL	54.475	12:10:26.858	10	Yamaha TZR 250
15		Billy PERKINS	54.134	12:11:20.184	11	Yamaha TZR 250
8		David BALL	54.071	12:11:20.929	11	Yamaha TZR 250
15		Billy PERKINS	53.669	12:12:13.852	12	Yamaha TZR 250

Session Leader History

NO	CL	NAME	FROM LAP	LAPS LED	DISTANCE	VEHICLE
8		David BALL	1	5	6.03 miles	Yamaha TZR 250
15		Billy PERKINS	6	1	1.20 miles	Yamaha TZR 250
8		David BALL	7	1	1.20 miles	Yamaha TZR 250
15		Billy PERKINS	8	5	6.03 miles	Yamaha TZR 250

Flag History

TYPE	TIME OF DAY
GREEN	12:01:10.892
FINISH	12:12:13.835

Flag Statistics

TYPE	COUNT	TOTAL LAPS	TOTAL TIME
Green	1	12	12:12.472
Red	0	0	0.000
Safety Car	0	0	0.000
FCY	0	0	0.000

BMCRC-MRO Championships 2025 - Rnd 1 @ Brands Hatch Indy

DFDS Seaways Yamaha Past Masters

RACE 6 - STATISTICS

CLASS :

15 Starters

Fastest Lap History

NO	NAME	LAP TIME	TIME OF DAY	LAP	VEHICLE
8	David BALL	55.283	12:03:06.532	2	Yamaha TZR 250
99	Calvin HOGAN	54.597	12:03:07.199	2	Yamaha TZR 250
15	Billy PERKINS	54.486	12:04:02.267	3	Yamaha TZR 250
8	David BALL	54.475	12:10:26.858	10	Yamaha TZR 250
15	Billy PERKINS	54.134	12:11:20.184	11	Yamaha TZR 250
8	David BALL	54.071	12:11:20.929	11	Yamaha TZR 250
15	Billy PERKINS	53.669	12:12:13.852	12	Yamaha TZR 250

Leader History

NO	NAME	FROM LAP	LAPS LED	DISTANCE	VEHICLE
8	David BALL	1	5	6.03 miles	Yamaha TZR 250
15	Billy PERKINS	6	1	1.20 miles	Yamaha TZR 250
8	David BALL	7	1	1.20 miles	Yamaha TZR 250
15	Billy PERKINS	8	5	6.03 miles	Yamaha TZR 250

BMCRC-MRO Championships 2025 - Rnd 1 @ Brands Hatch Indy

DFDS Seaways Yamaha Past Masters

RACE 6 - STATISTICS

CLASS : C

15 Starters

Fastest Lap History

NO	NAME	LAP TIME	TIME OF DAY	LAP	VEHICLE
110	Mark HAIGH	56.711	12:03:10.845	2	Yamaha TZR 250
110	Mark HAIGH	55.981	12:04:06.825	3	Yamaha TZR 250
110	Mark HAIGH	55.895	12:05:02.721	4	Yamaha TZR 250
110	Mark HAIGH	55.630	12:07:50.845	7	Yamaha TZR 250
110	Mark HAIGH	54.857	12:12:29.210	12	Yamaha TZR 250

Leader History

NO	NAME	FROM LAP	LAPS LED	DISTANCE	VEHICLE
110	Mark HAIGH	1	12	14.49 miles	Yamaha TZR 250

BMCRC-MRO Championships 2025 - Rnd 1 @ Brands Hatch Indy

DFDS Seaways Yamaha Past Masters

RACE 6 - STATISTICS

CLASS : R

2 Starters

Fastest Lap History

NO	NAME	LAP TIME	TIME OF DAY	LAP	VEHICLE
166	Tom RIDLEY	57.705	12:03:14.464	2	Yamaha TZR 250
166	Tom RIDLEY	56.300	12:05:08.582	4	Yamaha TZR 250
166	Tom RIDLEY	56.128	12:10:51.068	10	Yamaha TZR 250

Leader History

NO	NAME	FROM LAP	LAPS LED	DISTANCE	VEHICLE
166	Tom RIDLEY	1	12	14.49 miles	Yamaha TZR 250

BMCRC-MRO Championships 2025 - Rnd 1 @ Brands Hatch Indy


DFDS Seaways Yamaha Past Masters

RACE 16 - GRID (12 Laps)

ROW 11		32	20	Sara Sophie OSTERHOLZER	1:07.988	31	2	Paul FIRTH	1:06.623
ROW 10	30	74	Paul WHITBY		1:04.221	29	62	David PATERSON	
						28	42	Martin PEARSON	1:01.003
ROW 9					1:00.946	27	67	Mark BAILEY	
						26	46	Kevin MARSHALL	59.016
						25	11	Paul GILES	58.381
ROW 8	24	9	David MACKENZIE	58.122		23	73	Colvin TURNER	58.100
						22	58	Ian STANLEY	57.415
ROW 7					56.727	21	333	Mark STUBBERFIELD	
						20	72	John HAMILTON	56.711
						19	27	Richard HAYWARD	56.649
ROW 6	18	34	Paul NIELD	56.632		17	29	Derek CRIPPS	56.624
						16	100	Max MACRAE	56.147
ROW 5					56.128	15	166	Tom RIDLEY	
						14	70	Andrew BURSCOUGH	56.037
						13	60	Danny GOUGH	55.976
ROW 4	12	64	Iain DAVIS	55.940		11	6	Alan BUSHELL	55.817
						10	85	Andrew WALES	55.647
ROW 3					55.267	9	43	Adam CARSON	
						8	4	Denis HALIL	54.893
						7	110	Mark HAIGH	54.857
ROW 2	6	26	Damian LEE	54.740		5	57	Geoff MOOK	54.623
						4	30	Alan COOPER	54.379
ROW 1					54.058	3	8	David BALL	
						2	99	Calvin HOGAN	53.976
						1	15	Billy PERKINS	53.669
									Pole

These results are provisional until the conclusion of any judicial and technical matters.

Brands Hatch Indy: 1.2079 miles

Clerk Of Course:	Timekeeper:	<i>Craig Smith</i>	
------------------	-------------	--------------------	---

Results can be found at www.tsl-timing.com

Printed - 12:16 Sunday, 16 March 2025



BMCRC-MRO Championships 2025 - Rnd 1 @ Brands Hatch Indy

DFDS Seaways Yamaha Past Masters

RACE 16 - CLASSIFICATION

Race Distance: 12 Laps / 14.49 miles

POS	NO	CL	PIC	NAME	ENTRY	LAPS	TIME	GAP	DIFF	MPH	BEST	ON	GRD	↑↓
1	8		1	David BALL	Yamaha TZR 250 - Gardiner Page and Roe Pension Consult	12	11:04.412			78.54	53.589	12	3	2
2	30		2	Alan COOPER	Yamaha TZR 250 - Twistgrip Motorcycles	12	11:05.340	0.928	0.928	78.43	54.303	10	4	2
3	99		3	Calvin HOGAN	Yamaha TZR 250 - F.G Racing	12	11:05.586	1.174	0.246	78.40	53.854	11	2	-1
4	15		4	Billy PERKINS	Yamaha TZR 250 - Ashford Tarmac / Barking Mad About Ani	12	11:06.419	2.007	0.833	78.30	54.423	10	1	-3
5	57		5	Geoff MOOK	Yamaha TZR 250 -	12	11:10.921	6.509	4.502	77.77	54.639	12	5	0
6	26		6	Damian LEE	Yamaha TZR 250 - Leed Autos	12	11:11.567	7.155	0.646	77.70	54.732	11	6	0
7	110	C	1	Mark HAIGH	Yamaha TZR 250 - Chesterfield CarClinic/The Tuning Works	12	11:15.954	11.542	4.387	77.19	55.334	6	7	0
8	4		7	Denis HALIL	Yamaha TZR 250 - D & A Autos	12	11:16.279	11.867	0.325	77.16	55.281	6	8	0
9	43		8	Adam CARSON	Yamaha TZR 250 - Allspeed exhausts, stinkwheels	12	11:19.926	15.514	3.647	76.74	55.534	9	9	0
10	100		9	Max MACRAE	Yamaha TZR 250 - www.ypmrc.co.uk	12	11:28.228	23.816	8.302	75.82	55.668	12	16	6
11	6	C	2	Alan BUSHELL	Yamaha TZR 250 - Moonraker Motorcycles	12	11:28.711	24.299	0.483	75.76	55.751	12	11	0
12	85		10	Andrew WALES	Yamaha TZR 250 - Show Control International	12	11:28.830	24.418	0.119	75.75	55.936	12	10	-2
13	70		11	Andrew BURSCOUGH	Yamaha YPVS 350 - Mad biker designs/Maritanium	12	11:29.686	25.274	0.856	75.66	56.379	9	14	1
14	64	C	3	Iain DAVIS	Yamaha TZR 250 -	12	11:30.063	25.651	0.377	75.62	55.255	12	12	-2
15	166	R	1	Tom RIDLEY	Yamaha TZR 250 - Chamery Hall Roundhouses	12	11:33.509	29.097	3.446	75.24	56.397	4	15	0
16	72	C	4	John HAMILTON	Yamaha TZR 250 - LW Racing	12	11:40.180	35.768	6.671	74.52	57.055	12	20	4
17	333	C	5	Mark STUBBERFIELD	Yamaha TZR 250 - Polished concrete London	12	11:40.486	36.074	0.306	74.49	57.264	12	21	4
18	60		12	Danny GOUGH	Yamaha TZR 250 - G Force Motorcycles	12	11:40.606	36.194	0.120	74.48	56.802	12	13	-5
19	29		13	Derek CRIPPS	Yamaha TZR 250 - Team FBR	12	11:41.015	36.603	0.409	74.43	57.004	7	17	-2
20	74		14	Paul WHITBY	Yamaha TZR 250 - Greybridge Ltd	12	11:42.010	37.598	0.995	74.33	56.963	8	30	10
21	34	C	6	Paul NIELD	Yamaha TZR 250 - Ridesure	12	11:42.769	38.357	0.759	74.25	57.265	5	18	-3
22	9	C	7	David MACKENZIE	Yamaha TZR 250 -	12	11:56.606	52.194	13.837	72.81	57.969	10	24	2
23	58	C	8	Ian STANLEY	Yamaha TZR 250 - Twistgrip Motorcycles	12	11:56.921	52.509	0.315	72.78	57.437	5	22	-1
24	73	C	9	Colvin TURNER	Yamaha TZR 250 -	12	11:58.525	54.113	1.604	72.62	58.561	4	23	-1
25	46	C	10	Kevin MARSHALL	Yamaha TZR 250 - Stacey Processing	12	12:04.212	59.800	5.687	72.05	58.509	6	26	1
26	42	C	11	Martin PEARSON	Yamaha TZR 250 -	11	11:28.146	1 Lap	1 Lap	69.51	1:00.599	11	28	2
27	67	C	12	Mark BAILEY	Yamaha TZR 250 - Elite Air conditioning Ltd. Hydroflow plum	11	11:34.493	1 Lap	6.347	68.87	1:01.104	2	27	0
28	62	C	13	David PATERSON	Yamaha TZR 250 - The love of a good woman / Boomarang I	11	12:08.808	1 Lap	34.315	65.63	1:04.395	3	29	1
29	2	C	14	Paul FIRTH	Yamaha TZR 250 - Joanne Porter	10	11:45.604	2 Laps	1 Lap	61.62	1:07.534	8	31	2
30	20	C	15	Sara Sophie OSTERHOLZER	Yamaha TZR 250 - JB Motorcycles	10	12:09.589	2 Laps	23.985	59.60	1:10.428	2	32	2

NOT CLASSIFIED

DNF	11	R		Paul GILES	Yamaha TZR 250 - Taymar Racing	2	2:10.071	10 Laps	8 Laps	66.86	1:01.469	2	25	
-----	----	---	--	------------	--------------------------------	---	----------	---------	--------	-------	----------	---	----	--

FASTEST LAP

	8			David BALL	Yamaha TZR 250 - Gardiner Page and Roe Pension Consult	12	53.589			81.14 mph			130.59 kph	
	64	C		Iain DAVIS	Yamaha TZR 250 -	12	55.255			78.70 mph			126.65 kph	
	166	R		Tom RIDLEY	Yamaha TZR 250 - Chamery Hall Roundhouses	4	56.397			77.10 mph			124.09 kph	

Class - 92.5% of Race Speed = 72.64 mph
 Class C - 92.5% of Race Speed = 71.40 mph
 Class R - 92.5% of Race Speed = 69.59 mph

Weather / Track : Cloudy / Dry

These results are provisional until the conclusion of any judicial and technical matters.

Date: 16/03/2025 Start: 15:55 Finish: 16:06
 Brands Hatch Indy: 1.2079 miles

Clerk Of Course:

Timekeeper:

Craig Smith



Results can be found at www.tsl-timing.com

Printed - 16:08 Sunday, 16 March 2025



BMCRC-MRO Championships 2025 - Rnd 1 @ Brands Hatch Indy

DFDS Seaways Yamaha Past Masters

RACE 16 - LAP CHART

LAP 1 @ 15:56:44.378			20	32.835	1:10.428	62	39.943	1:05.105	42	46.681	1:01.305	LAP 9 @ 16:04:04.802		
NO	BEHIND	LAP TIME	2	36.058	1:12.014	LAP 5 @ 16:00:25.235			LAP 7 @ 16:02:14.990			NO	BEHIND	LAP TIME
LAP 3 @ 15:58:34.866			LAP 4 @ 15:59:29.666			LAP 6 @ 16:01:19.949			LAP 8 @ 16:03:09.756			LAP 10 @ 16:04:59.105		
NO	BEHIND	LAP TIME	NO	BEHIND	LAP TIME	NO	BEHIND	LAP TIME	NO	BEHIND	LAP TIME	NO	BEHIND	LAP TIME
30		1:01.416	30		55.236	30		55.569	30		55.041	30		55.046
15	0.642	1:02.058	15	0.528	55.162	15	0.240	55.456	15	0.223	55.010	15	0.566	55.021
110	0.961	1:02.377	8	0.682	54.401	8	0.336	55.509	8	0.886	55.565	8	1.257	55.539
4	1.280	1:02.696	8	0.682	54.401	99	0.612	55.262	99	1.098	55.186	99	1.393	55.087
8	1.432	1:02.848	110	1.604	55.759	57	3.574	55.619	57	4.036	55.397	42	1 Lap	1:01.087
26	1.481	1:02.897	99	1.698	54.932	26	3.921	56.376	26	4.234	55.079	57	4.777	55.454
99	1.561	1:02.977	26	2.246	55.723	110	3.958	56.340	110	5.257	55.720	26	4.823	55.207
43	1.655	1:03.071	4	2.260	55.439	4	4.339	56.353	4	5.653	55.788	20	2 Laps	1:13.445
70	1.713	1:03.129	43	2.817	55.588	43	4.914	56.650	62	1 Lap	1:05.892	67	1 Lap	1:02.286
57	2.353	1:03.769	57	3.202	55.336	6	9.141	57.753	43	7.852	56.383	110	6.433	55.500
6	2.511	1:03.927	6	4.753	56.330	70	9.264	57.339	6	13.836	57.432	4	6.734	55.527
64	2.962	1:04.378	70	5.338	56.620	20	1 Lap	1:10.564	85	13.909	57.144	43	9.500	55.534
166	3.325	1:04.741	64	6.113	56.862	85	9.950	57.047	70	14.166	57.031	6	17.351	56.207
85	3.893	1:05.309	85	7.121	56.768	166	10.112	56.843	100	14.508	57.387	85	17.411	56.568
100	3.975	1:05.391	166	7.241	57.298	100	10.334	56.687	166	14.697	57.143	100	17.743	55.985
60	4.198	1:05.614	100	7.421	56.718	64	10.441	57.767	64	14.800	56.979	70	18.019	56.379
34	4.463	1:05.879	333	9.738	58.116	2	1 Lap	1:09.887	72	20.158	57.331	166	18.603	56.544
333	4.560	1:05.976	34	10.025	57.576	72	14.740	57.059	29	20.397	57.004	64	18.688	56.477
72	5.058	1:06.474	72	10.106	57.576	333	14.957	57.519	333	20.724	57.676	333	26.174	57.957
29	5.540	1:06.956	29	10.510	57.547	34	15.381	57.265	34	21.223	57.390	72	26.236	58.303
73	5.652	1:07.068	60	12.449	1:00.084	29	15.541	57.176	74	22.547	57.353	29	26.407	58.108
74	6.489	1:07.905	74	12.730	58.514	74	17.552	57.350	60	22.577	56.896	34	27.224	58.502
11	7.186	1:08.602	73	13.656	59.039	60	17.940	57.377	73	30.220	1:00.007	74	27.479	57.781
9	7.326	1:08.742	9	15.288	58.992	73	20.467	58.619	58	30.358	59.869	60	27.675	57.773
58	8.059	1:09.475	58	15.876	59.552	58	21.043	57.437	9	30.906	59.125	62	1 Lap	1:07.159
67	8.110	1:09.526	46	17.980	59.108	9	22.946	58.965	46	35.362	1:01.425	58	38.427	58.676
46	9.532	1:10.948	67	20.774	1:02.048	46	25.183	58.983	2	1 Lap	1:09.566	9	38.640	58.064
62	11.080	1:12.496	42	27.480	1:02.320	67	36.995	1:03.460	20	1 Lap	1:11.223	73	39.224	58.804
42	11.292	1:12.708	62	29.638	1:04.395	42	40.090	1:01.112	42	52.539	1:00.899	46	43.765	58.961
20	17.659	1:19.075	20	49.657	1:12.058	62	50.027	1:05.653	67	53.419	1:02.972			
2	19.296	1:20.712	2	51.683	1:10.861									

Weather / Track : Cloudy / Dry

Brands Hatch Indy: 1.2079 miles
Date: 16/03/2025 Start: 15:55 Finish: 16:06

BMCRC-MRO Championships 2025 - Rnd 1 @ Brands Hatch Indy

DFDS Seaways Yamaha Past Masters

RACE 16 - LAP CHART

20 2 Laps 1:14.953

LAP 11 @ 16:05:53.713		
NO	BEHIND	LAP TIME

30		54.608
8	0.072	53.888
15	0.565	54.487
99	0.797	53.854
57	5.531	54.728
26	5.949	54.732
4	9.522	55.667
110	9.585	55.964
43	13.615	56.314
42	1 Lap	1:00.992
67	1 Lap	1:02.153
100	21.809	56.408
85	22.143	56.660
6	22.209	57.003
70	22.386	56.703
64	24.057	57.337
166	24.104	57.602
2	2 Laps	1:07.996
72	32.374	57.575
333	32.471	57.559
60	33.053	57.057
29	33.145	57.568
74	34.116	58.007
34	34.588	58.190
20	2 Laps	1:14.266
9	46.797	59.099
58	48.021	59.007
73	48.551	59.143
62	1 Lap	1:06.129
46	52.985	58.997

LAP 12 @ 16:06:47.374		
NO	BEHIND	LAP TIME

8		53.589
30	0.928	54.589
99	1.174	54.038
15	2.007	55.103
57	6.509	54.639
26	7.155	54.867
110	11.542	55.618
4	11.867	56.006
43	15.514	55.560
42	1 Lap	1:00.599
100	23.816	55.668
6	24.299	55.751
85	24.418	55.936
70	25.274	56.549
64	25.651	55.255
166	29.097	58.654
67	1 Lap	1:02.594
72	35.768	57.055
333	36.074	57.264
60	36.194	56.802
29	36.603	57.119
74	37.598	57.143
34	38.357	57.430
2	2 Laps	1:08.048
9	52.194	59.058
58	52.509	58.149
73	54.113	59.223
46	59.800	1:00.476
62	1 Lap	1:05.399

Weather / Track : Cloudy / Dry

Brands Hatch Indy: 1.2079 miles
Date: 16/03/2025 Start: 15:55 Finish: 16:06

BMCRC-MRO Championships 2025 - Rnd 1 @ Brands Hatch Indy

DFDS Seaways Yamaha Past Masters

RACE 16 - POSITION CHART

No	Name	Lap Pos	Lap												
			1	2	3	4	5	6	7	8	9	10	11	12	
15	PERKINS	1	30	30	30	30	30	30	30	30	30	30	30	30	8
99	HOGAN	2	15	15	15	15	15	15	15	15	15	15	15	8	30
8	BALL	3	110	110	8	8	8	8	8	8	8	8	8	15	99
30	COOPER	4	4	8	110	99	99	99	99	99	99	99	99	99	15
57	MOOK	5	8	26	99	26	57	57	57	57	57	57	57	57	57
26	LEE	6	26	99	26	110	26	26	26	26	26	26	26	26	26
110	HAIGH	7	99	4	4	57	110	110	110	110	110	110	4	110	
4	HALIL	8	43	43	43	4	4	4	4	4	4	4	110	4	
43	CARSON	9	70	57	57	43	43	43	43	43	43	43	43	43	
85	WALES	10	57	6	6	6	6	6	6	85	6	6	100	100	
6	BUSHELL	11	6	70	70	70	70	85	85	6	85	100	85	6	
64	DAVIS	12	64	64	64	64	85	100	70	70	100	85	6	85	
60	GOUGH	13	166	166	85	85	166	70	100	100	70	70	70	70	
70	BURSCOUGH	14	85	85	166	166	100	166	166	166	166	166	64	64	
166	RIDLEY	15	100	100	100	100	64	64	64	64	64	64	166	166	
100	MACRAE	16	60	333	333	333	72	72	72	72	333	72	72	72	
29	CRIPPS	17	34	60	34	72	333	333	29	333	72	333	333	333	
34	NIELD	18	333	34	72	34	34	29	333	29	29	29	60	60	
72	HAMILTON	19	72	72	29	29	29	34	34	34	34	60	29	29	
333	STUBBERFIELD	20	29	29	60	74	74	74	74	74	74	74	74	74	
58	STANLEY	21	73	74	74	60	60	60	60	60	60	34	34	34	
73	TURNER	22	74	73	73	73	73	73	73	58	58	9	9	9	
9	MACKENZIE	23	11	9	9	58	58	58	58	73	9	58	58	58	
11	GILES	24	9	58	58	9	9	9	9	9	73	73	73	73	
46	MARSHALL	25	58	11	46	46	46	46	46	46	46	46	46	46	
67	BAILEY	26	67	67	67	67	67	67	42	42	42	42	42	42	
42	PEARSON	27	46	46	42	42	42	42	67	67	67	67	67	67	
62	PATERSON	28	62	42	62	62	62	62	62	62	62	62	62	62	
74	WHITBY	29	42	62	20	20	20	2	2	2	2	2	2	2	
2	FIRTH	30	20	20	2	2	2	20	20	20	20	20	20	20	
20	OSTERHOLZER	31	2	2											

BMCRC-MRO Championships 2025 - Rnd 1 @ Brands Hatch Indy

DFDS Seaways Yamaha Past Masters

RACE 16 - SECTOR ANALYSIS



SECTOR 1 = FL to I1, SECTOR 2 = I1 to FL, DIFF = Difference To Personal Best Lap, P = Crossed Finish Line in Pit Lane, D = Time Disallowed

P1 8		David BALL		Yamaha TZR 250 - Gardiner Page and Roe Pension Consultant			
IDEAL LAP TIME : 53.347		BEST LAP TIME : 53.589		DIFFERENCE : 0.242			
LAP	SECTOR 1	SECTOR 2	LAP TIME	MPH	DIFF	TIME OF DAY	
1 -		23.152	1:02.848	69.19	9.259	15:56:45.810	
2 -	32.934	22.403	55.337	78.58	1.748	15:57:41.147	
3 -	32.482	21.919	54.401	79.93	0.812	15:58:35.548	
4 -	32.752	21.762	54.514	79.77	0.925	15:59:30.062	
5 -	33.210	22.299	55.509	78.34	1.920	16:00:25.571	
6 -	32.911	21.829	54.740	79.44	1.151	16:01:20.311	
7 -	33.453	22.112	55.565	78.26	1.976	16:02:15.876	
8 -	32.965	21.679	54.644	79.58	1.055	16:03:10.520	
9 -	33.185	22.354	55.539	78.29	1.950	16:04:06.059	
10 -	32.336	21.502	53.838 (2)	80.77	0.249	16:04:59.897	
11 -	31.873	22.015	53.888 (3)	80.69	0.299	16:05:53.785	
12 -	32.115	21.474	53.589 (1)	81.14		16:06:47.374	

P2 30		Alan COOPER		Yamaha TZR 250 - Twistgrip Motorcycles			
IDEAL LAP TIME : 54.066		BEST LAP TIME : 54.303		DIFFERENCE : 0.237			
LAP	SECTOR 1	SECTOR 2	LAP TIME	MPH	DIFF	TIME OF DAY	
1 -		22.489	1:01.416	70.80	7.113	15:56:44.378	
2 -	33.036	22.216	55.252	78.70	0.949	15:57:39.630	
3 -	33.099	22.137	55.236	78.72	0.933	15:58:34.866	
4 -	32.819	21.981	54.800	79.35	0.497	15:59:29.666	
5 -	33.252	22.317	55.569	78.25	1.266	16:00:25.235	
6 -	33.037	21.677	54.714	79.47	0.411	16:01:19.949	
7 -	33.219	21.822	55.041	79.00	0.738	16:02:14.990	
8 -	32.746	22.020	54.766	79.40	0.463	16:03:09.756	
9 -	32.684	22.362	55.046	78.99	0.743	16:04:04.802	
10 -	32.389	21.914	54.303 (1)	80.08		16:04:59.105	
11 -	32.480	22.128	54.608 (3)	79.63	0.305	16:05:53.713	
12 -	32.590	21.999	54.589 (2)	79.66	0.286	16:06:48.302	

P3 99		Calvin HOGAN		Yamaha TZR 250 - F.G Racing			
IDEAL LAP TIME : 53.723		BEST LAP TIME : 53.854		DIFFERENCE : 0.131			
LAP	SECTOR 1	SECTOR 2	LAP TIME	MPH	DIFF	TIME OF DAY	
1 -		23.454	1:02.977	69.04	9.123	15:56:45.939	
2 -	33.084	22.609	55.693	78.08	1.839	15:57:41.632	
3 -	32.711	22.221	54.932	79.16	1.078	15:58:36.564	
4 -	32.337	21.684	54.021 (2)	80.49	0.167	15:59:30.585	
5 -	32.964	22.298	55.262	78.69	1.408	16:00:25.847	
6 -	32.925	22.130	55.055	78.98	1.201	16:01:20.902	
7 -	33.234	21.952	55.186	78.79	1.332	16:02:16.088	
8 -	33.096	21.924	55.020	79.03	1.166	16:03:11.108	
9 -	32.932	22.155	55.087	78.94	1.233	16:04:06.195	
10 -	32.609	21.852	54.461	79.84	0.607	16:05:00.656	
11 -	32.105	21.749	53.854 (1)	80.74		16:05:54.510	
12 -	32.039	21.999	54.038 (3)	80.47	0.184	16:06:48.548	

BMCRC-MRO Championships 2025 - Rnd 1 @ Brands Hatch Indy

DFDS Seaways Yamaha Past Masters

RACE 16 - SECTOR ANALYSIS



SECTOR 1 = FL to I1, SECTOR 2 = I1 to FL, DIFF = Difference To Personal Best Lap, P = Crossed Finish Line in Pit Lane, D = Time Disallowed

P4 15		Billy PERKINS		Yamaha TZR 250 - Ashford Tarmac / Barking Mad About Animal		
IDEAL LAP TIME : 54.192		BEST LAP TIME : 54.423		DIFFERENCE : 0.231		
LAP	SECTOR 1	SECTOR 2	LAP TIME	MPH	DIFF	TIME OF DAY
1 -		22.897	1:02.058	70.07	7.635	15:56:45.020
2 -	32.860	22.352	55.212	78.76	0.789	15:57:40.232
3 -	32.763	22.399	55.162	78.83	0.739	15:58:35.394
4 -	32.731	21.894	54.625 (3)	79.60	0.202	15:59:30.019
5 -	33.156	22.300	55.456	78.41	1.033	16:00:25.475
6 -	32.687	22.041	54.728	79.45	0.305	16:01:20.203
7 -	32.853	22.157	55.010	79.05	0.587	16:02:15.213
8 -	32.683	22.451	55.134	78.87	0.711	16:03:10.347
9 -	32.298	22.723	55.021	79.03	0.598	16:04:05.368
10 -	32.299	22.124	54.423 (1)	79.90		16:04:59.791
11 -	32.501	21.986	54.487 (2)	79.80	0.064	16:05:54.278
12 -	32.974	22.129	55.103	78.91	0.680	16:06:49.381

P5 57		Geoff MOOK		Yamaha TZR 250 -		
IDEAL LAP TIME : 54.582		BEST LAP TIME : 54.639		DIFFERENCE : 0.057		
LAP	SECTOR 1	SECTOR 2	LAP TIME	MPH	DIFF	TIME OF DAY
1 -		22.998	1:03.769	68.19	9.130	15:56:46.731
2 -	33.496	22.505	56.001	77.65	1.362	15:57:42.732
3 -	32.813	22.523	55.336	78.58	0.697	15:58:38.068
4 -	32.589	22.533	55.122	78.89	0.483	15:59:33.190
5 -	33.133	22.486	55.619	78.18	0.980	16:00:28.809
6 -	32.549	22.271	54.820 (3)	79.32	0.181	16:01:23.629
7 -	32.553	22.844	55.397	78.49	0.758	16:02:19.026
8 -	32.770	22.329	55.099	78.92	0.460	16:03:14.125
9 -	32.685	22.769	55.454	78.41	0.815	16:04:09.579
10 -	32.703	22.234	54.937	79.15	0.298	16:05:04.516
11 -	32.555	22.173	54.728 (2)	79.45	0.089	16:05:59.244
12 -	32.606	22.033	54.639 (1)	79.58		16:06:53.883

P6 26		Damian LEE		Yamaha TZR 250 - Leed Autos		
IDEAL LAP TIME : 54.546		BEST LAP TIME : 54.732		DIFFERENCE : 0.186		
LAP	SECTOR 1	SECTOR 2	LAP TIME	MPH	DIFF	TIME OF DAY
1 -		23.014	1:02.897	69.13	8.165	15:56:45.859
2 -	32.861	22.669	55.530	78.31	0.798	15:57:41.389
3 -	33.141	22.582	55.723	78.03	0.991	15:58:37.112
4 -	33.137	22.531	55.668	78.11	0.936	15:59:32.780
5 -	34.077	22.299	56.376	77.13	1.644	16:00:29.156
6 -	32.724	22.265	54.989 (3)	79.08	0.257	16:01:24.145
7 -	32.402	22.677	55.079	78.95	0.347	16:02:19.224
8 -	32.682	22.512	55.194	78.78	0.462	16:03:14.418
9 -	32.533	22.674	55.207	78.76	0.475	16:04:09.625
10 -	32.986	22.319	55.305	78.62	0.573	16:05:04.930
11 -	32.588	22.144	54.732 (1)	79.45		16:05:59.662
12 -	32.657	22.210	54.867 (2)	79.25	0.135	16:06:54.529

BMCRC-MRO Championships 2025 - Rnd 1 @ Brands Hatch Indy

DFDS Seaways Yamaha Past Masters

RACE 16 - SECTOR ANALYSIS



SECTOR 1 = FL to I1, SECTOR 2 = I1 to FL, DIFF = Difference To Personal Best Lap, P = Crossed Finish Line in Pit Lane, D = Time Disallowed

P7		110 C		Mark HAIGH		Yamaha TZR 250 - Chesterfield CarClinic/The Tuning Works	
IDEAL LAP TIME : 55.217		BEST LAP TIME : 55.334		DIFFERENCE : 0.117			
LAP	SECTOR 1	SECTOR 2	LAP TIME	MPH	DIFF	TIME OF DAY	
1 -		23.247	1:02.377	69.71	7.043	15:56:45.339	
2 -	33.030	22.342	55.372 (2)	78.53	0.038	15:57:40.711	
3 -	33.188	22.571	55.759	77.98	0.425	15:58:36.470	
4 -	33.730	22.653	56.383	77.12	1.049	15:59:32.853	
5 -	33.875	22.465	56.340	77.18	1.006	16:00:29.193	
6 -	33.060	22.274	55.334 (1)	78.58		16:01:24.527	
7 -	32.968	22.752	55.720	78.04	0.386	16:02:20.247	
8 -	32.943	22.545	55.488 (3)	78.37	0.154	16:03:15.735	
9 -	33.125	22.375	55.500	78.35	0.166	16:04:11.235	
10 -	33.474	22.625	56.099	77.51	0.765	16:05:07.334	
11 -	33.230	22.734	55.964	77.70	0.630	16:06:03.298	
12 -	33.281	22.337	55.618	78.18	0.284	16:06:58.916	

P8		4		Denis HALIL		Yamaha TZR 250 - D & A Autos	
IDEAL LAP TIME : 54.989		BEST LAP TIME : 55.281		DIFFERENCE : 0.292			
LAP	SECTOR 1	SECTOR 2	LAP TIME	MPH	DIFF	TIME OF DAY	
1 -		23.308	1:02.696	69.35	7.415	15:56:45.658	
2 -	33.614	22.415	56.029	77.61	0.748	15:57:41.687	
3 -	33.058	22.381	55.439 (3)	78.43	0.158	15:58:37.126	
4 -	33.698	22.397	56.095	77.52	0.814	15:59:33.221	
5 -	34.162	22.191	56.353	77.16	1.072	16:00:29.574	
6 -	32.954	22.327	55.281 (1)	78.66		16:01:24.855	
7 -	33.391	22.397	55.788	77.94	0.507	16:02:20.643	
8 -	32.798	22.568	55.366 (2)	78.54	0.085	16:03:16.009	
9 -	33.185	22.342	55.527	78.31	0.246	16:04:11.536	
10 -	33.477	22.555	56.032	77.60	0.751	16:05:07.568	
11 -	33.223	22.444	55.667	78.11	0.386	16:06:03.235	
12 -	33.535	22.471	56.006	77.64	0.725	16:06:59.241	

P9		43		Adam CARSON		Yamaha TZR 250 - Allspeed exhausts, stinkwheels	
IDEAL LAP TIME : 55.374		BEST LAP TIME : 55.534		DIFFERENCE : 0.160			
LAP	SECTOR 1	SECTOR 2	LAP TIME	MPH	DIFF	TIME OF DAY	
1 -		23.030	1:03.071	68.94	7.537	15:56:46.033	
2 -	33.784	22.278	56.062	77.56	0.528	15:57:42.095	
3 -	33.198	22.390	55.588 (3)	78.22	0.054	15:58:37.683	
4 -	33.462	22.354	55.816	77.90	0.282	15:59:33.499	
5 -	34.181	22.469	56.650	76.76	1.116	16:00:30.149	
6 -	33.594	22.716	56.310	77.22	0.776	16:01:26.459	
7 -	33.894	22.489	56.383	77.12	0.849	16:02:22.842	
8 -	33.549	22.377	55.926	77.75	0.392	16:03:18.768	
9 -	33.109	22.425	55.534 (1)	78.30		16:04:14.302	
10 -	33.675	23.037	56.712	76.67	1.178	16:05:11.014	
11 -	33.680	22.634	56.314	77.22	0.780	16:06:07.328	
12 -	33.096	22.464	55.560 (2)	78.26	0.026	16:07:02.888	

BMCR-CMRO Championships 2025 - Rnd 1 @ Brands Hatch Indy

DFDS Seaways Yamaha Past Masters

RACE 16 - SECTOR ANALYSIS



SECTOR 1 = FL to I1, SECTOR 2 = I1 to FL, DIFF = Difference To Personal Best Lap, P = Crossed Finish Line in Pit Lane, D = Time Disallowed

P10 100		Max MACRAE		Yamaha TZR 250 - www.ypmrc.co.uk		
IDEAL LAP TIME : 55.668		BEST LAP TIME : 55.668		DIFFERENCE : 0.000		
LAP	SECTOR 1	SECTOR 2	LAP TIME	MPH	DIFF	TIME OF DAY
1 -		23.517	1:05.391	66.50	9.723	15:56:48.353
2 -	34.193	23.023	57.216	76.00	1.548	15:57:45.569
3 -	33.898	22.820	56.718	76.67	1.050	15:58:42.287
4 -	33.668	22.927	56.595	76.83	0.927	15:59:38.882
5 -	33.808	22.879	56.687	76.71	1.019	16:00:35.569
6 -	33.742	22.800	56.542	76.90	0.874	16:01:32.111
7 -	33.857	23.530	57.387	75.77	1.719	16:02:29.498
8 -	34.082	22.980	57.062	76.20	1.394	16:03:26.560
9 -	33.526	22.459	55.985 (2)	77.67	0.317	16:04:22.545
10 -	33.417	23.152	56.569	76.87	0.901	16:05:19.114
11 -	33.824	22.584	56.408 (3)	77.09	0.740	16:06:15.522
12 -	33.273	22.395	55.668 (1)	78.11		16:07:11.190

P11 6 C		Alan BUSHELL		Yamaha TZR 250 - Moonraker Motorcycles		
IDEAL LAP TIME : 55.751		BEST LAP TIME : 55.751		DIFFERENCE : 0.000		
LAP	SECTOR 1	SECTOR 2	LAP TIME	MPH	DIFF	TIME OF DAY
1 -		22.802	1:03.927	68.02	8.176	15:56:46.889
2 -	33.841	22.559	56.400	77.10	0.649	15:57:43.289
3 -	33.538	22.792	56.330 (3)	77.19	0.579	15:58:39.619
4 -	34.134	22.870	57.004	76.28	1.253	15:59:36.623
5 -	34.500	23.253	57.753	75.29	2.002	16:00:34.376
6 -	34.268	22.750	57.018	76.26	1.267	16:01:31.394
7 -	34.319	23.113	57.432	75.71	1.681	16:02:28.826
8 -	34.033	23.087	57.120	76.13	1.369	16:03:25.946
9 -	33.533	22.674	56.207 (2)	77.36	0.456	16:04:22.153
10 -	33.606	23.160	56.766	76.60	1.015	16:05:18.919
11 -	34.479	22.524	57.003	76.28	1.252	16:06:15.922
12 -	33.246	22.505	55.751 (1)	78.00		16:07:11.673

P12 85		Andrew WALES		Yamaha TZR 250 - Show Control International		
IDEAL LAP TIME : 55.654		BEST LAP TIME : 55.936		DIFFERENCE : 0.282		
LAP	SECTOR 1	SECTOR 2	LAP TIME	MPH	DIFF	TIME OF DAY
1 -		23.481	1:05.309	66.58	9.373	15:56:48.271
2 -	34.212	22.736	56.948	76.36	1.012	15:57:45.219
3 -	33.554	23.214	56.768	76.60	0.832	15:58:41.987
4 -	33.280	22.871	56.151 (2)	77.44	0.215	15:59:38.138
5 -	33.857	23.190	57.047	76.22	1.111	16:00:35.185
6 -	33.775	22.795	56.570	76.87	0.634	16:01:31.755
7 -	34.177	22.967	57.144	76.09	1.208	16:02:28.899
8 -	33.440	23.306	56.746	76.63	0.810	16:03:25.645
9 -	33.626	22.942	56.568 (3)	76.87	0.632	16:04:22.213
10 -	33.836	23.147	56.983	76.31	1.047	16:05:19.196
11 -	33.914	22.746	56.660	76.74	0.724	16:06:15.856
12 -	33.562	22.374	55.936 (1)	77.74		16:07:11.792

BMCR-CMRO Championships 2025 - Rnd 1 @ Brands Hatch Indy

DFDS Seaways Yamaha Past Masters

RACE 16 - SECTOR ANALYSIS



SECTOR 1 = FL to I1, SECTOR 2 = I1 to FL, DIFF = Difference To Personal Best Lap, P = Crossed Finish Line in Pit Lane, D = Time Disallowed

P13 70		Andrew BURSCOUGH		Yamaha YPVS 350 - Mad biker designs/Martitanium		
IDEAL LAP TIME : 56.072		BEST LAP TIME : 56.379		DIFFERENCE : 0.307		
LAP	SECTOR 1	SECTOR 2	LAP TIME	MPH	DIFF	TIME OF DAY
1 -		22.646	1:03.129	68.88	6.750	15:56:46.091
2 -	34.804	22.689	57.493	75.63	1.114	15:57:43.584
3 -	33.761	22.859	56.620	76.80	0.241	15:58:40.204
4 -	34.129	22.827	56.956	76.35	0.577	15:59:37.160
5 -	34.108	23.231	57.339	75.84	0.960	16:00:34.499
6 -	35.021	22.605	57.626	75.46	1.247	16:01:32.125
7 -	34.247	22.784	57.031	76.24	0.652	16:02:29.156
8 -	33.947	23.339	57.286	75.91	0.907	16:03:26.442
9 -	33.923	22.456	56.379 (1)	77.13		16:04:22.821
10 -	33.616	22.959	56.575 (3)	76.86	0.196	16:05:19.396
11 -	33.988	22.715	56.703	76.69	0.324	16:06:16.099
12 -	33.946	22.603	56.549 (2)	76.89	0.170	16:07:12.648

P14 64 C		Iain DAVIS		Yamaha TZR 250 -		
IDEAL LAP TIME : 55.255		BEST LAP TIME : 55.255		DIFFERENCE : 0.000		
LAP	SECTOR 1	SECTOR 2	LAP TIME	MPH	DIFF	TIME OF DAY
1 -		23.169	1:04.378	67.54	9.123	15:56:47.340
2 -	33.969	22.808	56.777 (3)	76.59	1.522	15:57:44.117
3 -	33.872	22.990	56.862	76.47	1.607	15:58:40.979
4 -	33.869	23.061	56.930	76.38	1.675	15:59:37.909
5 -	34.664	23.103	57.767	75.27	2.512	16:00:35.676
6 -	34.161	22.974	57.135	76.11	1.880	16:01:32.811
7 -	34.045	22.934	56.979	76.31	1.724	16:02:29.790
8 -	34.342	22.881	57.223	75.99	1.968	16:03:27.013
9 -	33.896	22.581	56.477 (2)	76.99	1.222	16:04:23.490
10 -	33.494	23.449	56.943	76.36	1.688	16:05:20.433
11 -	33.707	23.630	57.337	75.84	2.082	16:06:17.770
12 -	33.110	22.145	55.255 (1)	78.70		16:07:13.025

P15 166 R		Tom RIDLEY		Yamaha TZR 250 - Chamery Hall Roundhouses		
IDEAL LAP TIME : 55.882		BEST LAP TIME : 56.397		DIFFERENCE : 0.515		
LAP	SECTOR 1	SECTOR 2	LAP TIME	MPH	DIFF	TIME OF DAY
1 -		23.239	1:04.741	67.16	8.344	15:56:47.703
2 -	34.166	22.940	57.106	76.14	0.709	15:57:44.809
3 -	34.311	22.987	57.298	75.89	0.901	15:58:42.107
4 -	33.711	22.686	56.397 (1)	77.10		15:59:38.504
5 -	33.753	23.090	56.843	76.50	0.446	16:00:35.347
6 -	34.375	22.822	57.197	76.02	0.800	16:01:32.544
7 -	34.162	22.981	57.143	76.10	0.746	16:02:29.687
8 -	33.948	23.226	57.174	76.05	0.777	16:03:26.861
9 -	34.021	22.523	56.544 (2)	76.90	0.147	16:04:23.405
10 -	33.359	23.451	56.810 (3)	76.54	0.413	16:05:20.215
11 -	33.540	24.062	57.602	75.49	1.205	16:06:17.817
12 -	35.002	23.652	58.654	74.13	2.257	16:07:16.471

BMCRC-MRO Championships 2025 - Rnd 1 @ Brands Hatch Indy

DFDS Seaways Yamaha Past Masters

RACE 16 - SECTOR ANALYSIS



SECTOR 1 = FL to I1, SECTOR 2 = I1 to FL, DIFF = Difference To Personal Best Lap, P = Crossed Finish Line in Pit Lane, D = Time Disallowed

P16 72 C		John HAMILTON		Yamaha TZR 250 - LW Racing			
IDEAL LAP TIME : 56.915		BEST LAP TIME : 57.055		DIFFERENCE : 0.140			
LAP	SECTOR 1	SECTOR 2	LAP TIME	MPH	DIFF	TIME OF DAY	
1 -		23.237	1:06.474	65.41	9.419	15:56:49.436	
2 -	34.677	23.283	57.960	75.02	0.905	15:57:47.396	
3 -	34.503	23.073	57.576	75.52	0.521	15:58:44.972	
4 -	34.974	22.970	57.944	75.04	0.889	15:59:42.916	
5 -	34.051	23.008	57.059 (2)	76.21	0.004	16:00:39.975	
6 -	34.839	23.003	57.842	75.18	0.787	16:01:37.817	
7 -	34.404	22.927	57.331 (3)	75.85	0.276	16:02:35.148	
8 -	34.618	22.969	57.587	75.51	0.532	16:03:32.735	
9 -	34.587	23.716	58.303	74.58	1.248	16:04:31.038	
10 -	34.516	22.958	57.474	75.66	0.419	16:05:28.512	
11 -	34.648	22.927	57.575	75.52	0.520	16:06:26.087	
12 -	34.191	22.864	57.055 (1)	76.21		16:07:23.142	

P17 333 C		Mark STUBBERFIELD		Yamaha TZR 250 - Polished concrete London			
IDEAL LAP TIME : 56.823		BEST LAP TIME : 57.264		DIFFERENCE : 0.441			
LAP	SECTOR 1	SECTOR 2	LAP TIME	MPH	DIFF	TIME OF DAY	
1 -		23.148	1:05.976	65.91	8.712	15:56:48.938	
2 -	34.359	23.191	57.550	75.56	0.286	15:57:46.488	
3 -	34.916	23.200	58.116	74.82	0.852	15:58:44.604	
4 -	34.699	23.370	58.069	74.88	0.805	15:59:42.673	
5 -	34.625	22.894	57.519 (3)	75.60	0.255	16:00:40.192	
6 -	34.896	22.950	57.846	75.17	0.582	16:01:38.038	
7 -	34.919	22.757	57.676	75.39	0.412	16:02:35.714	
8 -	34.344	22.961	57.305 (2)	75.88	0.041	16:03:33.019	
9 -	34.628	23.329	57.957	75.03	0.693	16:04:30.976	
10 -	34.776	22.873	57.649	75.43	0.385	16:05:28.625	
11 -	34.785	22.774	57.559	75.55	0.295	16:06:26.184	
12 -	34.066	23.198	57.264 (1)	75.93		16:07:23.448	

P18 60		Danny GOUGH		Yamaha TZR 250 - G Force Motorcycles			
IDEAL LAP TIME : 56.230		BEST LAP TIME : 56.802		DIFFERENCE : 0.572			
LAP	SECTOR 1	SECTOR 2	LAP TIME	MPH	DIFF	TIME OF DAY	
1 -		23.491	1:05.614	66.27	8.812	15:56:48.576	
2 -	35.047	23.608	58.655	74.13	1.853	15:57:47.231	
3 -	36.146	23.938	1:00.084	72.37	3.282	15:58:47.315	
4 -	35.248	23.235	58.483	74.35	1.681	15:59:45.798	
5 -	34.134	23.243	57.377	75.79	0.575	16:00:43.175	
6 -	34.247	23.249	57.496	75.63	0.694	16:01:40.671	
7 -	33.738	23.158	56.896 (2)	76.43	0.094	16:02:37.567	
8 -	33.930	23.207	57.137	76.10	0.335	16:03:34.704	
9 -	33.878	23.895	57.773	75.27	0.971	16:04:32.477	
10 -	34.471	22.761	57.232	75.98	0.430	16:05:29.709	
11 -	34.541	22.516	57.057 (3)	76.21	0.255	16:06:26.766	
12 -	33.714	23.088	56.802 (1)	76.55		16:07:23.568	

BMCR-CMRO Championships 2025 - Rnd 1 @ Brands Hatch Indy

DFDS Seaways Yamaha Past Masters

RACE 16 - SECTOR ANALYSIS



SECTOR 1 = FL to I1, SECTOR 2 = I1 to FL, DIFF = Difference To Personal Best Lap, P = Crossed Finish Line in Pit Lane, D = Time Disallowed

P19 29		Derek CRIPPS		Yamaha TZR 250 - Team FBR			
IDEAL LAP TIME : 56.806		BEST LAP TIME : 57.004		DIFFERENCE : 0.198			
LAP	SECTOR 1	SECTOR 2	LAP TIME	MPH	DIFF	TIME OF DAY	
1 -		23.548	1:06.956	64.94	9.952	15:56:49.918	
2 -	34.347	23.564	57.911	75.09	0.907	15:57:47.829	
3 -	34.598	22.949	57.547	75.56	0.543	15:58:45.376	
4 -	34.892	23.332	58.224	74.68	1.220	15:59:43.600	
5 -	34.303	22.873	57.176 (3)	76.05	0.172	16:00:40.776	
6 -	34.697	22.910	57.607	75.48	0.603	16:01:38.383	
7 -	34.048	22.956	57.004 (1)	76.28		16:02:35.387	
8 -	34.507	23.207	57.714	75.34	0.710	16:03:33.101	
9 -	34.460	23.648	58.108	74.83	1.104	16:04:31.209	
10 -	34.792	23.289	58.081	74.87	1.077	16:05:29.290	
11 -	34.694	22.874	57.568	75.53	0.564	16:06:26.858	
12 -	33.933	23.186	57.119 (2)	76.13	0.115	16:07:23.977	

P20 74		Paul WHITBY		Yamaha TZR 250 - Greybridge Ltd			
IDEAL LAP TIME : 56.756		BEST LAP TIME : 56.963		DIFFERENCE : 0.207			
LAP	SECTOR 1	SECTOR 2	LAP TIME	MPH	DIFF	TIME OF DAY	
1 -		24.067	1:07.905	64.03	10.942	15:56:50.867	
2 -	34.607	23.608	58.215	74.69	1.252	15:57:49.082	
3 -	34.569	23.945	58.514	74.31	1.551	15:58:47.596	
4 -	34.370	23.471	57.841	75.18	0.878	15:59:45.437	
5 -	34.038	23.312	57.350 (3)	75.82	0.387	16:00:42.787	
6 -	34.365	23.032	57.397	75.76	0.434	16:01:40.184	
7 -	33.927	23.426	57.353	75.82	0.390	16:02:37.537	
8 -	33.724	23.239	56.963 (1)	76.34		16:03:34.500	
9 -	33.865	23.916	57.781	75.26	0.818	16:04:32.281	
10 -	34.334	23.207	57.541	75.57	0.578	16:05:29.822	
11 -	34.909	23.098	58.007	74.96	1.044	16:06:27.829	
12 -	33.766	23.377	57.143 (2)	76.10	0.180	16:07:24.972	

P21 34 C		Paul NIELD		Yamaha TZR 250 - Ridesure			
IDEAL LAP TIME : 56.667		BEST LAP TIME : 57.265		DIFFERENCE : 0.598			
LAP	SECTOR 1	SECTOR 2	LAP TIME	MPH	DIFF	TIME OF DAY	
1 -		23.460	1:05.879	66.00	8.614	15:56:48.841	
2 -	35.073	23.401	58.474	74.36	1.209	15:57:47.315	
3 -	34.397	23.179	57.576	75.52	0.311	15:58:44.891	
4 -	35.266	23.194	58.460	74.38	1.195	15:59:43.351	
5 -	34.370	22.895	57.265 (1)	75.93		16:00:40.616	
6 -	35.075	23.132	58.207	74.70	0.942	16:01:38.823	
7 -	34.500	22.890	57.390 (3)	75.77	0.125	16:02:36.213	
8 -	34.172	23.139	57.311 (2)	75.87	0.046	16:03:33.524	
9 -	34.566	23.936	58.502	74.33	1.237	16:04:32.026	
10 -	34.894	23.191	58.085	74.86	0.820	16:05:30.111	
11 -	35.052	23.138	58.190	74.73	0.925	16:06:28.301	
12 -	33.777	23.653	57.430	75.72	0.165	16:07:25.731	

BMCR-CMRO Championships 2025 - Rnd 1 @ Brands Hatch Indy

DFDS Seaways Yamaha Past Masters

RACE 16 - SECTOR ANALYSIS



SECTOR 1 = FL to I1, SECTOR 2 = I1 to FL, DIFF = Difference To Personal Best Lap, P = Crossed Finish Line in Pit Lane, D = Time Disallowed

P22		9 C		David MACKENZIE		Yamaha TZR 250 -	
IDEAL LAP TIME : 57.969		BEST LAP TIME : 57.969		DIFFERENCE : 0.000			
LAP	SECTOR 1	SECTOR 2	LAP TIME	MPH	DIFF	TIME OF DAY	
1 -		24.273	1:08.742	63.25	10.773	15:56:51.704	
2 -	35.490	23.968	59.458	73.13	1.489	15:57:51.162	
3 -	35.307	23.685	58.992	73.71	1.023	15:58:50.154	
4 -	34.984	24.078	59.062	73.62	1.093	15:59:49.216	
5 -	35.362	23.603	58.965	73.74	0.996	16:00:48.181	
6 -	34.824	23.766	58.590 (3)	74.22	0.621	16:01:46.771	
7 -	35.311	23.814	59.125	73.54	1.156	16:02:45.896	
8 -	35.634	23.848	59.482	73.10	1.513	16:03:45.378	
9 -	34.596	23.468	58.064 (2)	74.89	0.095	16:04:43.442	
10 -	34.524	23.445	57.969 (1)	75.01		16:05:41.411	
11 -	35.449	23.650	59.099	73.58	1.130	16:06:40.510	
12 -	35.503	23.555	59.058	73.63	1.089	16:07:39.568	

P23		58 C		Ian STANLEY		Yamaha TZR 250 - Twistgrip Motorcycles	
IDEAL LAP TIME : 57.059		BEST LAP TIME : 57.437		DIFFERENCE : 0.378			
LAP	SECTOR 1	SECTOR 2	LAP TIME	MPH	DIFF	TIME OF DAY	
1 -		23.439	1:09.475	62.59	12.038	15:56:52.437	
2 -	35.315	23.438	58.753	74.01	1.316	15:57:51.190	
3 -	35.763	23.789	59.552	73.02	2.115	15:58:50.742	
4 -	34.838	23.261	58.099 (2)	74.84	0.662	15:59:48.841	
5 -	34.169	23.268	57.437 (1)	75.71		16:00:46.278	
6 -	35.182	24.019	59.201	73.45	1.764	16:01:45.479	
7 -	36.259	23.610	59.869	72.63	2.432	16:02:45.348	
8 -	35.886	23.319	59.205	73.44	1.768	16:03:44.553	
9 -	35.116	23.560	58.676	74.11	1.239	16:04:43.229	
10 -	35.901	23.597	59.498	73.08	2.061	16:05:42.727	
11 -	35.434	23.573	59.007	73.69	1.570	16:06:41.734	
12 -	35.259	22.890	58.149 (3)	74.78	0.712	16:07:39.883	

P24		73 C		Colvin TURNER		Yamaha TZR 250 -	
IDEAL LAP TIME : 58.508		BEST LAP TIME : 58.561		DIFFERENCE : 0.053			
LAP	SECTOR 1	SECTOR 2	LAP TIME	MPH	DIFF	TIME OF DAY	
1 -		23.388	1:07.068	64.83	8.507	15:56:50.030	
2 -	35.687	23.766	59.453	73.14	0.892	15:57:49.483	
3 -	35.362	23.677	59.039	73.65	0.478	15:58:48.522	
4 -	35.287	23.274	58.561 (1)	74.25		15:59:47.083	
5 -	35.234	23.385	58.619 (2)	74.18	0.058	16:00:45.702	
6 -	35.482	24.019	59.501	73.08	0.940	16:01:45.203	
7 -	36.133	23.874	1:00.007	72.46	1.446	16:02:45.210	
8 -	36.225	23.787	1:00.012	72.46	1.451	16:03:45.222	
9 -	35.446	23.358	58.804 (3)	73.95	0.243	16:04:44.026	
10 -	35.500	23.595	59.095	73.58	0.534	16:05:43.121	
11 -	35.402	23.741	59.143	73.52	0.582	16:06:42.264	
12 -	35.245	23.978	59.223	73.42	0.662	16:07:41.487	

BMCRC-MRO Championships 2025 - Rnd 1 @ Brands Hatch Indy

DFDS Seaways Yamaha Past Masters

RACE 16 - SECTOR ANALYSIS



SECTOR 1 = FL to I1, SECTOR 2 = I1 to FL, DIFF = Difference To Personal Best Lap, P = Crossed Finish Line in Pit Lane, D = Time Disallowed

P25 46 C		Kevin MARSHALL		Yamaha TZR 250 - Stacey Processing		
IDEAL LAP TIME : 58.250		BEST LAP TIME : 58.509		DIFFERENCE : 0.259		
LAP	SECTOR 1	SECTOR 2	LAP TIME	MPH	DIFF	TIME OF DAY
1 -		24.367	1:10.948	61.29	12.439	15:56:53.910
2 -	35.704	24.124	59.828	72.68	1.319	15:57:53.738
3 -	35.480	23.628	59.108	73.57	0.599	15:58:52.846
4 -	34.684	23.905	58.589 (2)	74.22	0.080	15:59:51.435
5 -	34.848	24.135	58.983	73.72	0.474	16:00:50.418
6 -	34.943	23.566	58.509 (1)	74.32		16:01:48.927
7 -	37.081	24.344	1:01.425	70.79	2.916	16:02:50.352
8 -	35.332	23.922	59.254	73.38	0.745	16:03:49.606
9 -	34.910	24.051	58.961 (3)	73.75	0.452	16:04:48.567
10 -	35.058	24.076	59.134	73.53	0.625	16:05:47.701
11 -	35.249	23.748	58.997	73.70	0.488	16:06:46.698
12 -	35.628	24.848	1:00.476	71.90	1.967	16:07:47.174

P26 42 C		Martin PEARSON		Yamaha TZR 250 -		
IDEAL LAP TIME : 1:00.599		BEST LAP TIME : 1:00.599		DIFFERENCE : 0.000		
LAP	SECTOR 1	SECTOR 2	LAP TIME	MPH	DIFF	TIME OF DAY
1 -		25.688	1:12.708	59.80	12.109	15:56:55.670
2 -	38.488	25.868	1:04.356	67.57	3.757	15:58:00.026
3 -	37.684	24.636	1:02.320	69.77	1.721	15:59:02.346
4 -	37.287	24.580	1:01.867	70.28	1.268	16:00:04.213
5 -	36.587	24.525	1:01.112	71.15	0.513	16:01:05.325
6 -	36.956	24.349	1:01.305	70.93	0.706	16:02:06.630
7 -	36.723	24.176	1:00.899 (2)	71.40	0.300	16:03:07.529
8 -	36.718	24.369	1:01.087	71.18	0.488	16:04:08.616
9 -	36.583	24.318	1:00.901 (3)	71.40	0.302	16:05:09.517
10 -	36.526	24.466	1:00.992	71.29	0.393	16:06:10.509
11 -	36.488	24.111	1:00.599 (1)	71.76		16:07:11.108

P27 67 C		Mark BAILEY		Yamaha TZR 250 - Elite Air conditioning Ltd. Hydroflow plumbing		
IDEAL LAP TIME : 1:01.104		BEST LAP TIME : 1:01.104		DIFFERENCE : 0.000		
LAP	SECTOR 1	SECTOR 2	LAP TIME	MPH	DIFF	TIME OF DAY
1 -		24.596	1:09.526	62.54	8.422	15:56:52.488
2 -	36.804	24.300	1:01.104 (1)	71.16		15:57:53.592
3 -	37.151	24.897	1:02.048 (3)	70.08	0.944	15:58:55.640
4 -	38.384	24.746	1:03.130	68.88	2.026	15:59:58.770
5 -	38.183	25.277	1:03.460	68.52	2.356	16:01:02.230
6 -	38.042	25.165	1:03.207	68.79	2.103	16:02:05.437
7 -	38.351	24.621	1:02.972	69.05	1.868	16:03:08.409
8 -	37.471	24.815	1:02.286	69.81	1.182	16:04:10.695
9 -	37.304	24.709	1:02.013 (2)	70.12	0.909	16:05:12.708
10 -	37.459	24.694	1:02.153	69.96	1.049	16:06:14.861
11 -	37.691	24.903	1:02.594	69.47	1.490	16:07:17.455

P28 62 C		David PATERSON		Yamaha TZR 250 - The love of a good woman / Boomarang Dav		
IDEAL LAP TIME : 1:04.395		BEST LAP TIME : 1:04.395		DIFFERENCE : 0.000		
LAP	SECTOR 1	SECTOR 2	LAP TIME	MPH	DIFF	TIME OF DAY
1 -		26.146	1:12.496	59.98	8.101	15:56:55.458
2 -	38.552	26.099	1:04.651 (2)	67.26	0.256	15:58:00.109
3 -	38.479	25.916	1:04.395 (1)	67.53		15:59:04.504
4 -	38.828	26.277	1:05.105 (3)	66.79	0.710	16:00:09.609
5 -	39.350	26.303	1:05.653	66.23	1.258	16:01:15.262
6 -	39.694	26.198	1:05.892	65.99	1.497	16:02:21.154
7 -	39.173	26.432	1:05.605	66.28	1.210	16:03:26.759
8 -	39.889	27.270	1:07.159	64.75	2.764	16:04:33.918
9 -	39.298	27.026	1:06.324	65.56	1.929	16:05:40.242
10 -	39.821	26.308	1:06.129	65.75	1.734	16:06:46.371
11 -	38.999	26.400	1:05.399	66.49	1.004	16:07:51.770

BMCRC-MRO Championships 2025 - Rnd 1 @ Brands Hatch Indy

DFDS Seaways Yamaha Past Masters

RACE 16 - SECTOR ANALYSIS



SECTOR 1 = FL to I1, SECTOR 2 = I1 to FL, DIFF = Difference To Personal Best Lap, P = Crossed Finish Line in Pit Lane, D = Time Disallowed

P29		2 C		Paul FIRTH		Yamaha TZR 250 - Joanne Porter	
IDEAL LAP TIME : 1:07.534		BEST LAP TIME : 1:07.534		DIFFERENCE : 0.000			
LAP	SECTOR 1	SECTOR 2	LAP TIME	MPH	DIFF	TIME OF DAY	
1 -		28.826	1:20.712	53.87	13.178	15:57:03.674	
2 -	43.196	28.818	1:12.014	60.38	4.480	15:58:15.688	
3 -	42.331	28.530	1:10.861	61.36	3.327	15:59:26.549	
4 -	42.339	27.548	1:09.887	62.22	2.353	16:00:36.436	
5 -	41.921	27.895	1:09.816	62.28	2.282	16:01:46.252	
6 -	42.129	27.437	1:09.566	62.51	2.032	16:02:55.818	
7 -	41.203	27.967	1:09.170	62.86	1.636	16:04:04.988	
8 -	40.442	27.092	1:07.534 (1)	64.39		16:05:12.522	
9 -	40.807	27.189	1:07.996 (2)	63.95	0.462	16:06:20.518	
10 -	40.940	27.108	1:08.048 (3)	63.90	0.514	16:07:28.566	

P30		20 C		Sara Sophie OSTERHOLZER		Yamaha TZR 250 - JB Motorcycles	
IDEAL LAP TIME : 1:09.889		BEST LAP TIME : 1:10.428		DIFFERENCE : 0.539			
LAP	SECTOR 1	SECTOR 2	LAP TIME	MPH	DIFF	TIME OF DAY	
1 -		28.166	1:19.075	54.99	8.647	15:57:02.037	
2 -	42.366	28.062	1:10.428 (1)	61.74		15:58:12.465	
3 -	44.321	27.737	1:12.058	60.34	1.630	15:59:24.523	
4 -	43.041	27.523	1:10.564 (2)	61.62	0.136	16:00:35.087	
5 -	42.635	27.934	1:10.569 (3)	61.62	0.141	16:01:45.656	
6 -	43.615	27.608	1:11.223	61.05	0.795	16:02:56.879	
7 -	44.196	29.249	1:13.445	59.20	3.017	16:04:10.324	
8 -	43.889	29.119	1:13.008	59.56	2.580	16:05:23.332	
9 -	44.754	29.512	1:14.266	58.55	3.838	16:06:37.598	
10 -	44.746	30.207	1:14.953	58.01	4.525	16:07:52.551	

P31		11 R		Paul GILES		Yamaha TZR 250 - Taymar Racing	
IDEAL LAP TIME : 59.699		BEST LAP TIME : 1:01.469		DIFFERENCE : 1.770			
LAP	SECTOR 1	SECTOR 2	LAP TIME	MPH	DIFF	TIME OF DAY	
1 -		24.297	1:08.602	63.38	7.133	15:56:51.564	
2 -	35.402	26.067	1:01.469 (1)	70.74		15:57:53.033	

BMCRC-MRO Championships 2025 - Rnd 1 @ Brands Hatch Indy

DFDS Seaways Yamaha Past Masters

RACE 16 - BEST SECTORS

POS	SECTOR 1		SECTOR 2		IDEAL / BEST COMPARISON						
	NO	TIME	NO	TIME	POS	NO	NAME	IDEAL	BEST	DIFF	
								PERFECT LAP	53.347		
1	8	31.873	8	21.474	1	8	BALL	53.347	53.589	0.242	
2	99	32.039	30	21.677	2	99	HOGAN	53.723	53.854	0.131	
3	15	32.298	99	21.684	3	30	COOPER	54.066	54.303	0.237	
4	30	32.389	15	21.894	4	15	PERKINS	54.192	54.423	0.231	
5	26	32.402	57	22.033	5	26	LEE	54.546	54.732	0.186	
6	57	32.549	26	22.144	6	57	MOOK	54.582	54.639	0.057	
7	4	32.798	64	22.145	7	4	HALIL	54.989	55.281	0.292	
8	110	32.943	4	22.191	8	110	HAIGH	55.217	55.334	0.117	
9	43	33.096	110	22.274	9	64	DAVIS	55.255	55.255	0.000	
10	64	33.110	43	22.278	10	43	CARSON	55.374	55.534	0.160	
11	6	33.246	85	22.374	11	85	WALES	55.654	55.936	0.282	
12	100	33.273	100	22.395	12	100	MACRAE	55.668	55.668	0.000	
13	85	33.280	70	22.456	13	6	BUSHELL	55.751	55.751	0.000	
14	166	33.359	6	22.505	14	166	RIDLEY	55.882	56.397	0.515	
15	70	33.616	60	22.516	15	70	BURSCOUGH	56.072	56.379	0.307	
16	60	33.714	166	22.523	16	60	GOUGH	56.230	56.802	0.572	
17	74	33.724	333	22.757	17	34	NIELD	56.667	57.265	0.598	
18	34	33.777	72	22.864	18	74	WHITBY	56.756	56.963	0.207	
19	29	33.933	29	22.873	19	29	CRIPPS	56.806	57.004	0.198	
20	72	34.051	34	22.890	20	333	STUBBERFIELD	56.823	57.264	0.441	
21	333	34.066	58	22.890	21	72	HAMILTON	56.915	57.055	0.140	
22	58	34.169	74	23.032	22	58	STANLEY	57.059	57.437	0.378	
23	9	34.524	73	23.274	23	9	MACKENZIE	57.969	57.969	0.000	
24	46	34.684	9	23.445	24	46	MARSHALL	58.250	58.509	0.259	
25	73	35.234	46	23.566	25	73	TURNER	58.508	58.561	0.053	
26	11	35.402	42	24.111	26	11	GILES	59.699	1:01.469	1.770	
27	42	36.488	11	24.297	27	42	PEARSON	1:00.599	1:00.599	0.000	
28	67	36.804	67	24.300	28	67	BAILEY	1:01.104	1:01.104	0.000	
29	62	38.479	62	25.916	29	62	PATERSON	1:04.395	1:04.395	0.000	
30	2	40.442	2	27.092	30	2	FIRTH	1:07.534	1:07.534	0.000	
31	20	42.366	20	27.523	31	20	OSTERHOLZER	1:09.889	1:10.428	0.539	

BMCRC-MRO Championships 2025 - Rnd 1 @ Brands Hatch Indy

DFDS Seaways Yamaha Past Masters

RACE 16 - STATISTICS

Competitors Started 31
Planned Start 2025-03-16 @ 15:50:00.000
Actual Start 2025-03-16 @ 15:55:42.961
Finish Time 2025-03-16 @ 16:06:47.373
Track Length 1.2079mi.
Total Laps 355
Total Distance Covered 428.8206mi.

Session Fastest Lap History

NO	CL	NAME	LAP TIME	TIME OF DAY	LAP	VEHICLE
30		Alan COOPER	55.252	15:57:39.636	2	Yamaha TZR 250
15		Billy PERKINS	55.212	15:57:40.249	2	Yamaha TZR 250
15		Billy PERKINS	55.162	15:58:35.412	3	Yamaha TZR 250
8		David BALL	54.401	15:58:35.576	3	Yamaha TZR 250
99		Calvin HOGAN	54.021	15:59:30.602	4	Yamaha TZR 250
8		David BALL	53.838	16:04:59.924	10	Yamaha TZR 250
8		David BALL	53.589	16:06:47.402	12	Yamaha TZR 250

Session Leader History

NO	CL	NAME	FROM LAP	LAPS LED	DISTANCE	VEHICLE
30		Alan COOPER	1	11	13.28 miles	Yamaha TZR 250
8		David BALL	12	1	1.20 miles	Yamaha TZR 250

Flag History

TYPE	TIME OF DAY
GREEN	15:55:42.961
FINISH	16:06:47.373

Flag Statistics

TYPE	COUNT	TOTAL LAPS	TOTAL TIME
Green	1	12	12:17.310
Red	0	0	0.000
Safety Car	0	0	0.000
FCY	0	0	0.000

BMCRC-MRO Championships 2025 - Rnd 1 @ Brands Hatch Indy

DFDS Seaways Yamaha Past Masters

RACE 16 - STATISTICS

CLASS :

14 Starters

Fastest Lap History

NO	NAME	LAP TIME	TIME OF DAY	LAP	VEHICLE
30	Alan COOPER	55.252	15:57:39.636	2	Yamaha TZR 250
15	Billy PERKINS	55.212	15:57:40.249	2	Yamaha TZR 250
15	Billy PERKINS	55.162	15:58:35.412	3	Yamaha TZR 250
8	David BALL	54.401	15:58:35.576	3	Yamaha TZR 250
99	Calvin HOGAN	54.021	15:59:30.602	4	Yamaha TZR 250
8	David BALL	53.838	16:04:59.924	10	Yamaha TZR 250
8	David BALL	53.589	16:06:47.402	12	Yamaha TZR 250

Leader History

NO	NAME	FROM LAP	LAPS LED	DISTANCE	VEHICLE
30	Alan COOPER	1	11	13.28 miles	Yamaha TZR 250
8	David BALL	12	1	1.20 miles	Yamaha TZR 250

BMCRC-MRO Championships 2025 - Rnd 1 @ Brands Hatch Indy

DFDS Seaways Yamaha Past Masters

RACE 16 - STATISTICS

CLASS : C

15 Starters

Fastest Lap History

NO	NAME	LAP TIME	TIME OF DAY	LAP	VEHICLE
110	Mark HAIGH	55.372	15:57:40.718	2	Yamaha TZR 250
110	Mark HAIGH	55.334	16:01:24.536	6	Yamaha TZR 250
64	Iain DAVIS	55.255	16:07:13.037	12	Yamaha TZR 250

Leader History

NO	NAME	FROM LAP	LAPS LED	DISTANCE	VEHICLE
110	Mark HAIGH	1	12	14.49 miles	Yamaha TZR 250

BMCRC-MRO Championships 2025 - Rnd 1 @ Brands Hatch Indy

DFDS Seaways Yamaha Past Masters

RACE 16 - STATISTICS

CLASS : R

2 Starters

Fastest Lap History

NO	NAME	LAP TIME	TIME OF DAY	LAP	VEHICLE
166	Tom RIDLEY	57.106	15:57:44.822	2	Yamaha TZR 250
166	Tom RIDLEY	56.397	15:59:38.516	4	Yamaha TZR 250

Leader History

NO	NAME	FROM LAP	LAPS LED	DISTANCE	VEHICLE
166	Tom RIDLEY	1	12	14.49 miles	Yamaha TZR 250